Outdoor Lighting

FLOS

OUTDOOR

FLOS

OUTDOOR

Landlord 6

Landlord Spot
Landlord Soft
Landlord Ground



Bellhop 18

Bellhop Wall
Bellhop Bollard
Bellhop Pole

Klein Pro 28

Casting 34

Casting Concrete
Casting C
Casting T

Belvedere 44

Belvedere Clove
Belvedere Spot
Belvedere Wall

45 54

Lighting In The Rain 60

Romeo C3
KTribe F3
Superarchimoon

Camouflage 66

Real Matter 72

My Way 78

Climber 84

Outgraze 94

A-Round 144

Fenestra 152

Landlord

Designed by Piero Lissoni

Famiglia / Family

Landlord Spot

Landlord Soft

Landlord Ground

Colori / Colours

Landlord Spot / Soft

01 Bianco
01 White

06 Grigio
06 Grey

33 Antracite
33 Anthracite

30 Nero
30 Black

18 Deep brown
18 Deep brown

70 Ossidato Naturale
70 Natural Oxide

71 Ossidato Nero
71 Black Oxide

72 Ossidato Verde
72 Green Oxide

Landlord Ground

05 Acciaio Inox
05 Stainless Steel

Descrizione / Description

Landlord Spot
Proiettore IP65 per uso esterno composto da un corpo in alluminio tornito e alimentato a 24V, disponibile con temperature di colore da 2700K, 3000K e 4000K.
Sull'asse orizzontale, è possibile orientare il faretto fino a 30° verso il basso e fino a 90° verso l'alto. I faretti Landlord sono disponibili in due dimensioni, con testa ø40 e ø50, entrambe dotate di ghiera anteriore smontabile, per installare lenti flood oppure fino a due honeycomb per il massimo comfort visivo.
I faretti Landlord possono essere installati su picchetti per terreni rigidi, con la possibilità di un picchetto opzionale, su base in muratura, oppure sull'innovativa cintura per alberi, progettata per fissare l'apparecchio d'illuminazione direttamente ai rami delle piante.

Landlord Soft
Proiettore IP65 per uso esterno, progettato per offrire una luce diffusa.
È caratterizzato da una testa a forma di disco in alluminio, con un fascio orientabile fino a 20° e bloccabile nella posizione desiderata; da alimentare a 24V e disponibile con temperature di colore da 2700K, 3000K e 4000K.
È lo strumento perfetto per illuminare siepi, aiuole e aree di transito con un fascio di luce diffusa omogenea.
Landlord Soft può essere installato su picchetti per terreni rigidi, con la possibilità di un picchetto opzionale.

Landlord Ground
Apparecchi d'illuminazione IP67 da incasso a terra, alimentato a 24V. Corpo in alluminio anodizzato e poi resinato, anello esterno in acciaio inossidabile pallinato, che contiene tutta l'elettronica di controllo. Testa disponibile in due dimensioni, ø49 mm e ø64 mm, con emissione frontale o radente (uno, due o quattro fasci).
Le versioni a emissione frontale sono disponibili con ottica spot o media, o con honeycomb integrato non rimovibile, per un comfort visibile massimo.
Da installare mediante la propria scatola d'installazione.

Durante il montaggio e la manutenzione degli apparecchi bisogna prestare particolare attenzione a non danneggiare la verniciatura a polvere.
Un danno combinato all'azione dell'acqua potrebbe provocarne la corrosione.
I prodotti chimici danneggiano la protezione anticorrosione.

Gli apparecchi a LED, possono evidenziare guasti riconducibili a sollecitazioni di natura elettrica che interessano i relativi isolamenti con innesco di scariche elettriche distruttive.
Queste sollecitazioni possono derivare da:
• sovratensioni provenienti dalla rete elettrica di alimentazione dell'impianto/apparecchi;
• sovratensioni di origine elettrostatica (ESD) provenienti dall'ambiente.
Consigliamo l'installazione di un dispositivo di protezione dalle sovratensioni sull'impianto elettrico che attenua l'intensità di alcuni di questi fenomeni proteggendo gli apparecchi da danni irreversibili. La scelta del dispositivo più idoneo va tarata in base alle caratteristiche dell'impianto.

Landlord Spot
IP65 projector for external use made of turned aluminium body and powered at 24V, and available in 2700K, 3000K and 4000K colour temperatures. With reference to the horizontal axis, the spot can be oriented up to 30° down and up to 90° up.
Landlord Spots are available in two sizes, ø40 and ø50 head, both equipped with desmontable front ferrule, in order to install flood lens or up to two honeycombs for maximum visual confort.
Landlord Spots can be installed on solid ground spikes, with the possibility of an optional picket, on wall base, or on the innovative tree belt, designed to fix the luminaries directly on tree branches.

Landlord Soft
IP65 projector for external use, designed to offer diffuse lighting.
It is characterized by an aluminium disk shape head, orientable up to 20° beam and lockable in position, to be powered at 24V, and available in 2700K, 3000K and 4000K colour temperature.
It is the perfect tool to light bushes, flowerbed and transit areas with an homogenous diffuse light beam.
Landlord Soft can be installed on solid ground spikes, with the possibility of an optional picket.

Landlord Ground
IP67 luminaries for ground recessed installation, powered 24V. Body in anodised, then resined aluminium, external ring in shot-peened stainless steel, encasing the entire control electronics. Head available in two sizes, ø49 mm, and ø64 mm, with frontal or grazing emission (one, two or four beams).
Frontal emission version are available with spot or medium optic, or with integrated non removable honeycomb, for maximum visual confort.
To be installed in its installation box.

During the installation and the maintenance of the fixtures it is important to be careful and avoid damages on the paint coating.
damages on the coating exposed to outdoor conditions or water, could cause corrosion.
Chemical substances affect the anticorrosion covering protection.

For LED fixtures, there is evidence that most of the damages are connected to electrical effects related to the insulations, which cause destructive electrical discharges
These effects are frequently caused by:
• over Voltage coming from the Mains' network where fixture is connected.
• electrostatic discharge (ESD) coming from the environment.
The use of a protective device against the overvoltage on the electrical installation is warmly suggest this helps to reduce the intensity of some of these phenomenon and prevent irreversible damages.
The selection of the type of device to be used must be adjust on the electrical plant.

Landlord Spot Ø40

Power Led: 2,3W - 188 lm ≠ *FIXT 130 lm - 2700K/CRI 80 - 24V / 2,3W - 195 lm ≠ *FIXT 135 lm - 3000K/CRI 80 - 24V / 2,3W - 202 lm ≠ *FIXT 140 lm - 4000K/CRI 80 - 24V
*FIXT lm = Spot Optic

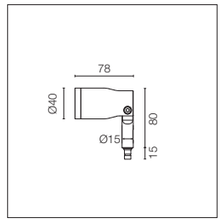

CE | III | F | IP 66 | IK 9 | 0,30 Kg | 90° 30° | LED INCL.

Testa del faretto orientabile per l'installazione su paletti a terra o su base in muratura.
I paletti e la base devono essere ordinati come accessori separati.
Le teste sono dotate di una ghiera smontabile, per inserire lenti flood o fino a due honeycomb (da ordinare come accessori separati).
Alimentazione elettrica remota da 24 V da ordinare separatamente.
Ogni testa è dotata di un segmento di cavo in uscita da 2 m e kit di cablaggio.

Spot orientable head for installation on ground poles or on wall base.
Poles and base to be ordered as separated accessories.
Heads are equipped with a dismountable ferrule, to insert flood lens or up to two honeycombs, (to be ordered as separate accessories).
24V remote power supply to be ordered separately.
Each head comes with a segment of 2m outgoing cable and a wiring kit.

2700K
PWM Dimmable
- F004D21A001
- F004D21A006
- F004D21A033
- F004D21A030
- F004D21A018
- F004F21A070
- F004F21A071
- F004F21A072

3000K
PWM Dimmable
- F004D31A001
- F004D31A006
- F004D31A033
- F004D31A030
- F004D31A018
- F004F31A070
- F004F31A071
- F004F31A072

4000K
PWM Dimmable
- F004D41A001
- F004D41A006
- F004D41A033
- F004D41A030
- F004D41A018
- F004F41A070
- F004F41A071
- F004F41A072

12°
SPOT

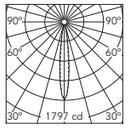

@4000K

Beam Angle: 12°

h(m)	E(lx)	D(m)
1	1797	0.24
2	449	0.48
3	200	0.72
4	112	0.97
5	72	1.21

2700K
PWM Dimmable
- F004D22A001
- F004D22A006
- F004D22A033
- F004D22A030
- F004D22A018
- F004F22A070
- F004F22A071
- F004F22A072

3000K
PWM Dimmable
- F004D32A001
- F004D32A006
- F004D32A033
- F004D32A030
- F004D32A018
- F004F32A070
- F004F32A071
- F004F32A072

4000K
PWM Dimmable
- F004D42A001
- F004D42A006
- F004D42A033
- F004D42A030
- F004D42A018
- F004F42A070
- F004F42A071
- F004F42A072

34°
MEDIUM

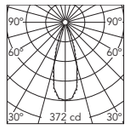

@4000K

Beam Angle: 34°

h(m)	E(lx)	D(m)
1	372	0.59
2	93	1.18
3	41	1.77
4	23	2.36
5	15	2.95

Landlord Spot Ø40: Prodotto completo: testa + accessorio paletto / Complete product: head + pole accessory

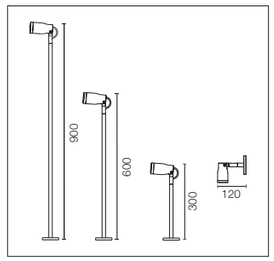

Landlord Spot Ø50

Spot Optic Power Led: 3,4W - 251 lm ≠ FIXT 135 lm - 2700K/CRI 80 - 24V / 3,4W - 260 lm ≠ FIXT 140 lm - 3000K/CRI 80 - 24V / 3,4W - 270 lm ≠ FIXT 145 lm - 4000K/CRI 80 - 24V

Medium Optic Power Led: 7,2W - 666 lm ≠ FIXT 442 lm - 2700K/CRI 80 - 24V / 7,2W - 689 lm ≠ FIXT 457 lm - 3000K/CRI 80 - 24V / 7,2W - 741 lm ≠ FIXT 492 lm - 4000K/CRI 80 - 24V

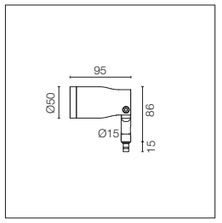

CE | III | F | IP 66 | IK 9 | 0,35 Kg | 90° 30° | LED INCL.

Testa del faretto orientabile per l'installazione su paletti a terra o su base in muratura.
I paletti e la base devono essere ordinati come accessori separati.
Le teste sono dotate di una ghiera smontabile, per inserire lenti flood o fino a due honeycomb (da ordinare come accessori separati).
Alimentazione elettrica remota da 24 V da ordinare separatamente.
Ogni testa è dotata di un segmento di cavo in uscita da 2 m e kit di cablaggio.

Spot orientable head for installation on ground poles or on wall base.
Poles and base to be ordered as separated accessories.
Heads are equipped with a dismountable ferrule, to insert flood lens or up to two honeycombs, (to be ordered as separate accessories).
24V remote power supply to be ordered separately.
Each head comes with a segment of 2m outgoing cable and a wiring kit.

2700K
PWM Dimmable
- F004E21A001
- F004E21A006
- F004E21A033
- F004E21A030
- F004E21A018
- F004G21A070
- F004G21A071
- F004G21A072

3000K
PWM Dimmable
- F004E31A001
- F004E31A006
- F004E31A033
- F004E31A030
- F004E31A018
- F004G31A070
- F004G31A071
- F004G31A072

4000K
PWM Dimmable
- F004E41A001
- F004E41A006
- F004E41A033
- F004E41A030
- F004E41A018
- F004G41A070
- F004G41A071
- F004G41A072

7°
SPOT

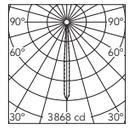

@4000K

Beam Angle: 7°

h(m)	E(lx)	D(m)
1	3868	0.14
2	967	0.28
3	430	0.41
4	242	0.55
5	155	0.69

2700K
PWM Dimmable
- F004E22A001
- F004E22A006
- F004E22A033
- F004E22A030
- F004E22A018
- F004G22A070
- F004G22A071
- F004G22A072

3000K
PWM Dimmable
- F004E32A001
- F004E32A006
- F004E32A033
- F004E32A030
- F004E32A018
- F004G32A070
- F004G32A071
- F004G32A072

4000K
PWM Dimmable
- F004E42A001
- F004E42A006
- F004E42A033
- F004E42A030
- F004E42A018
- F004G42A070
- F004G42A071
- F004G42A072

24°
MEDIUM

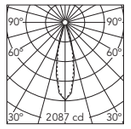

@4000K

Beam Angle: 24°

h(m)	E(lx)	D(m)
1	2087	0.47
2	522	0.94
3	232	1.41
4	130	1.88
5	83	2.35

Landlord Spot Ø50: Prodotto completo: testa + accessorio paletto / Complete product: head + pole accessory

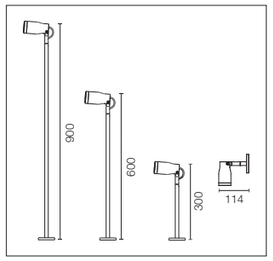

Landlord Soft

Top Led: 5W - 379 lm ≠ FIXT 242 lm - 2700K/CRI 80 - 24V / 5W - 395 lm ≠ FIXT 252 lm - 3000K/CRI 80 - 24V / 5W - 421 lm ≠ FIXT 269 lm - 4000K/CRI 80 - 24V

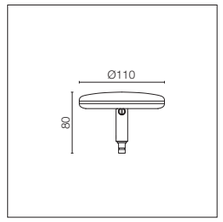

CE | III | F | IP 65 | IK 7 | 0,40 Kg | 20° | LED INCL.

Testa orientabile a 20° per l'installazione su paletti a terra.
I paletti devono essere ordinati come accessori separati. Alimentazione elettrica 24V da ordinare separatamente.
Ogni testa è dotata di un segmento di cavo in uscita da 2 m e kit di cablaggio.

20° orientable head for installation on ground poles.
Poles to be ordered as separated accessories.
24V remote power supply to be ordered separately.
Each head comes with a segment of 2m outgoing cable and a wiring kit.

2700K
PWM Dimmable
- ○ F004C20A001
- ● F004C20A006
- ● F004C20A033
- ● F004C20A030
- ● F004C20A018
- ● F004H20A070
- ● F004H20A071
- ● F004H20A072

3000K
PWM Dimmable
- ○ F004C30A001
- ● F004C30A006
- ● F004C30A033
- ● F004C30A030
- ● F004C30A018
- ● F004H30A070
- ● F004H30A071
- ● F004H30A072

4000K
PWM Dimmable
- ○ F004C40A001
- ● F004C40A006
- ● F004C40A033
- ● F004C40A030
- ● F004C40A018
- ● F004H40A070
- ● F004H40A071
- ● F004H40A072

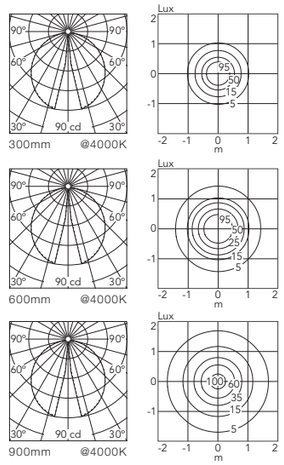

Landlord Soft: Prodotto completo: testa + accessorio paletto / Complete product: head + pole accessory

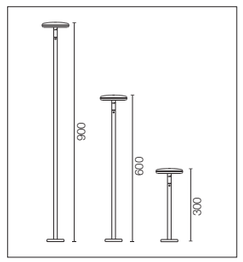

Landlord: Accessori / Accessories

Paletto con base.
Pronta per l'installazione su base rigida.
Per l'installazione a terra, completare con il picchetto da ordinare separatamente.

Pole with base.
Ready for installation on rigid base.
For ground installation, complete with earth stick, to be ordered as separated item.

Landlord Spot / Soft

H 300 mm
- ○ F004Z010001
- ● F004Z010006
- ● F004Z010033
- ● F004Z010030
- ● F004Z010018
- ● F004Z0D0070
- ● F004Z0D0071
- ● F004Z0D0072

H 600 mm
- ○ F004Z020001
- ● F004Z020006
- ● F004Z020033
- ● F004Z020030
- ● F004Z020018
- ● F004Z0E0070
- ● F004Z0E0071
- ● F004Z0E0072

H 900 mm
- ○ F004Z030001
- ● F004Z030006
- ● F004Z030033
- ● F004Z030030
- ● F004Z030018
- ● F004Z0F0070
- ● F004Z0F0071
- ● F004Z0F0072



Landlord: Accessori / Accessories

Base in muratura.	Wall base.	Landlord Spot ○ F004Z040001 ● F004Z040006 ● F004Z040033 ● F004Z040030 ● F004Z040018 ● F004Z0A0070 ● F004Z0A0071 ● F004Z0A0072	
Picchetto. Da montare sui paletti con base.	Earth stick. To be mounted on poles with base.	Landlord Spot / Soft F004Z060000	
Honeycomb.	Honeycomb.	Landlord Spot Ø40 F004Z0B0000 Landlord Spot Ø50 F004Z0L0000	
Lente flood.	Flood lens.	Landlord Spot Ø40 F004Z0C0000 Landlord Spot Ø50 F004Z0H0000	
Cinghia per alberi. Accessorio per installazione spot direttamente sul ramo di un albero, da ø30 mm fino a ø100 mm.	Tree strap. Accessory for spot installation directly on three branch, from ø30mm up to ø100mm.	Landlord Spot F004Z070000	
Conettore tripolare 3/4 vie IP68 (cavi 7-12mm).	3/4 way terminal block 3 poles IP68 (7-12 mm cables).	F990C10000	
Connettore tripolare 2 vie IP68 (cavi ø5,5÷12mm).	2 way terminal block 3 poles IP68 (ø5,5÷12mm cables).	F990C00A000	

Landlord Ground Ø49

Power Led: 2,3W - 188 lm ≠ *FIXT 121 lm - 2700K/CRI 80 - 24V / 2,3W - 195 lm ≠ *FIXT 125 lm - 3000K/CRI 80 - 24V / 2,3W - 202 lm ≠ *FIXT 130 lm - 4000K/CRI 80 - 24V
*FIXT lm = Spot Optic

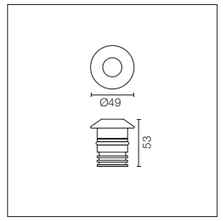

IP 67 · IK 10 · 0,30 Kg · LED INCL.

Alimentazione elettrica remota da 24V da ordinare separatamente.
Necessaria scatola per installazione, da ordinare separatamente.

24V remote power supply to be ordered separately.
Necessary box for installation, to be ordered separately.

2700K
Non Dimmable
F004A21A005
PWM Dimmable
F004A21H005
Non Dimmable with honeycomb
F004A26A00501

3000K
Non Dimmable
F004A31A005
PWM Dimmable
F004A31H005
Non Dimmable with honeycomb
F004A36A00501

4000K
Non Dimmable
F004A41A005
PWM Dimmable
F004A41H005
Non Dimmable with honeycomb
F004A46A00501

14° SPOT

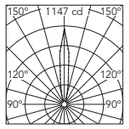

@4000K

Beam Angle: 14°

h(m)	E(lx)	D(m)
1	1147	0.26
2	287	0.51
3	127	0.77
4	72	1.02
5	46	1.28

2700K
Non Dimmable
F004A22A005
PWM Dimmable
F004A22H005
Non Dimmable with honeycomb
F004A27A00502

3000K
Non Dimmable
F004A32A005
PWM Dimmable
F004A32H005
Non Dimmable with honeycomb
F004A37A00502

4000K
Non Dimmable
F004A42A005
PWM Dimmable
F004A42H005
Non Dimmable with honeycomb
F004A47A00502

40° MEDIUM

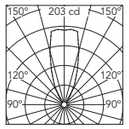

@4000K

Beam Angle: 40°

h(m)	E(lx)	D(m)
1	203	0.72
2	51	1.44
3	23	2.16
4	13	2.88
5	8	3.61

Landlord Ground Ø49 1 Beam

Power Led: 2,3W - 188 lm ≠ FIXT 8 lm - 2700K/CRI 80 - 24V / 2,3W - 195 lm ≠ FIXT 9 lm - 3000K/CRI 80 - 24V / 2,3W - 202 lm ≠ FIXT 9 lm - 4000K/CRI 80 - 24V

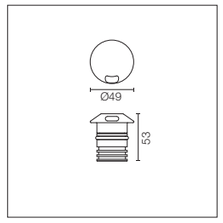

IP 67 · IK 10 · 0,30 Kg · LED INCL.

Alimentazione elettrica remota da 24V da ordinare separatamente.
Necessaria scatola per installazione, da ordinare separatamente.

24V remote power supply to be ordered separately.
Necessary box for installation, to be ordered separately.

2700K
Non Dimmable
F004A23A005
PWM Dimmable
F004A23H005

3000K
Non Dimmable
F004A33A005
PWM Dimmable
F004A33H005

4000K
Non Dimmable
F004A43A005
PWM Dimmable
F004A43H005

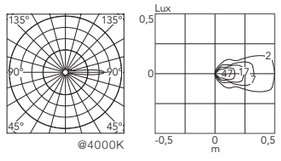

@4000K

Landlord Ground Ø49 2 Beam

Power Led: 2,3W - 188 lm ≠ FIXT 16 lm - 2700K/CRI 80 - 24V / 2,3W - 195 lm ≠ FIXT 17 lm - 3000K/CRI 80 - 24V / 2,3W - 202 lm ≠ FIXT 18 lm - 4000K/CRI 80 - 24V

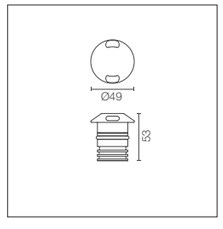

IP 67 · IK 10 · 0,30 Kg · LED INCL.

Alimentazione elettrica remota da 24V da ordinare separatamente.
Necessaria scatola per installazione, da ordinare separatamente.

24V remote power supply to be ordered separately.
Necessary box for installation, to be ordered separately.

2700K
Non Dimmable
F004A24A005
PWM Dimmable
F004A24H005

3000K
Non Dimmable
F004A34A005
PWM Dimmable
F004A34H005

4000K
Non Dimmable
F004A44A005
PWM Dimmable
F004A44H005

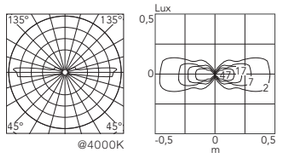

@4000K

Landlord Ground Ø49 4 Beam

Power Led: 2,3W - 188 lm ≠ FIXT 32 lm - 2700K/CRI 80 - 24V / 2,3W - 195 lm ≠ FIXT 34 lm - 3000K/CRI 80 - 24V / 2,3W - 202 lm ≠ FIXT 36 lm - 4000K/CRI 80 - 24V

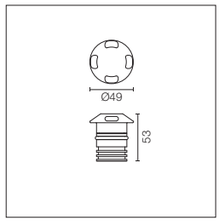

IP 67 · IK 10 · 0,30 Kg · LED INCL.

Alimentazione elettrica remota da 24V da ordinare separatamente.
Necessaria scatola per installazione, da ordinare separatamente.

24V remote power supply to be ordered separately.
Necessary box for installation, to be ordered separately.

2700K
Non Dimmable
F004A25A005
PWM Dimmable
F004A25H005

3000K
Non Dimmable
F004A35A005
PWM Dimmable
F004A35H005

4000K
Non Dimmable
F004A45A005
PWM Dimmable
F004A45H005

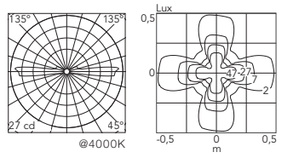

@4000K

Landlord Ground Ø49: Accessori / Accessories

Cassaforma.

Installation box.

F004Z0J0000

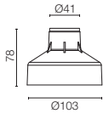

Landlord Ground Ø64

Power Led: 3,4W - 251 lm ≠ *FIXT 183 lm - 2700K/CRI 80 - 24V / 3,4W - 260 lm ≠ *FIXT 189 lm - 3000K/CRI 80 - 24V / 3,4W - 270 lm ≠ *FIXT 196 lm - 4000K/CRI 80 - 24V
*FIXT lm = Spot Optic

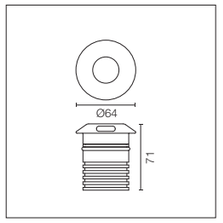

IP 67 · IK 10 · 0,35 Kg · LED INCL.

Alimentazione elettrica remota da 24V da ordinare separatamente.
Necessaria scatola per installazione, da ordinare separatamente.

24V remote power supply to be ordered separately.
Necessary box for installation, to be ordered separately.

2700K
Non Dimmable
F004B21A005
PWM Dimmable
F004B21H005
Non Dimmable with honeycomb
F004B26A00501

3000K
Non Dimmable
F004B31A005
PWM Dimmable
F004B31H005
Non Dimmable with honeycomb
F004B36A00501

4000K
Non Dimmable
F004B41A005
PWM Dimmable
F004B41H005
Non Dimmable with honeycomb
F004B46A00501

15° SPOT

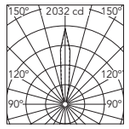

@4000K

Beam Angle: 15°

h(m)	E(lx)	D(m)
1	2032	0.27
2	508	0.53
3	226	0.80
4	127	1.06
5	81	1.33

2700K
Non Dimmable
F004B22A005
PWM Dimmable
F004B22H005
Non Dimmable with honeycomb
F004B27A00502

3000K
Non Dimmable
F004B32A005
PWM Dimmable
F004B32H005
Non Dimmable with honeycomb
F004B37A00502

4000K
Non Dimmable
F004B42A005
PWM Dimmable
F004B42H005
Non Dimmable with honeycomb
F004B47A00502

25° MEDIUM

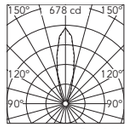

@4000K

Beam Angle: 25°

h(m)	E(lx)	D(m)
1	678	0.46
2	169	0.92
3	75	1.38
4	42	1.84
5	27	2.30

Landlord Ground Ø64 1 Beam

Power Led: 3,4W - 251 lm ≠ FIXT 11 lm - 2700K/CRI 80 - 24V / 3,4W - 260 lm ≠ FIXT 12 lm - 3000K/CRI 80 - 24V / 3,4W - 270 lm ≠ FIXT 12 lm - 4000K/CRI 80 - 24V

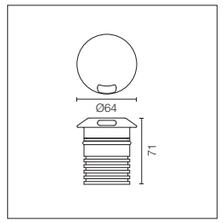

CE · III · F · IP 67 · IK 10 · 0,35 Kg · LED INCL.

Alimentazione elettrica remota da 24V da ordinare separatamente.
Necessaria scatola per installazione, da ordinare separatamente.

24V remote power supply to be ordered separately.
Necessary box for installation, to be ordered separately.

2700K
Non Dimmable
F004B23A005
PWM Dimmable
F004B23H005

3000K
Non Dimmable
F004B33A005
PWM Dimmable
F004B33H005

4000K
Non Dimmable
F004B43A005
PWM Dimmable
F004B43H005

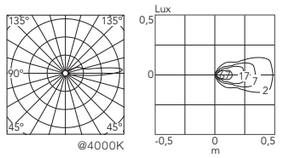

Landlord Ground Ø64 2 Beam

Power Led: 3,4W - 251 lm ≠ FIXT 22 lm - 2700K/CRI 80 - 24V / 3,4W - 260 lm ≠ FIXT 23 lm - 3000K/CRI 80 - 24V / 3,4W - 270 lm ≠ FIXT 24 lm - 4000K/CRI 80 - 24V

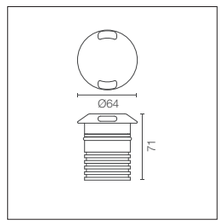

CE · III · F · IP 67 · IK 10 · 0,35 Kg · LED INCL.

Alimentazione elettrica remota da 24V da ordinare separatamente.
Necessaria scatola per installazione, da ordinare separatamente.

24V remote power supply to be ordered separately.
Necessary box for installation, to be ordered separately.

2700K
Non Dimmable
F004B24A005
PWM Dimmable
F004B24H005

3000K
Non Dimmable
F004B34A005
PWM Dimmable
F004B34H005

4000K
Non Dimmable
F004B44A005
PWM Dimmable
F004B44H005

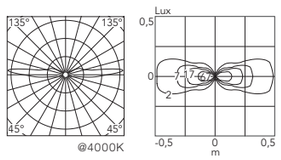

Landlord Ground Ø64 4 Beam

Power Led: 3,4W - 251 lm ≠ FIXT 44 lm - 2700K/CRI 80 - 24V / 3,4W - 260 lm ≠ FIXT 46 lm - 3000K/CRI 80 - 24V / 3,4W - 270 lm ≠ FIXT 48 lm - 4000K/CRI 80 - 24V

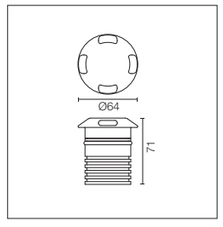

CE · III · F · IP 67 · IK 10 · 0,35 Kg · LED INCL.

Alimentazione elettrica remota da 24V da ordinare separatamente.
Necessaria scatola per installazione, da ordinare separatamente.

24V remote power supply to be ordered separately.
Necessary box for installation, to be ordered separately.

2700K
Non Dimmable
F004B25A005
PWM Dimmable
F004B25H005

3000K
Non Dimmable
F004B35A005
PWM Dimmable
F004B35H005

4000K
Non Dimmable
F004B45A005
PWM Dimmable
F004B45H005

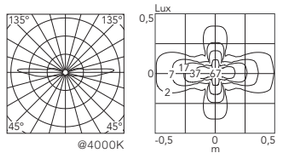

Landlord Ground Ø64: Accessori / Accessories

Cassaforma. Installation box. F004Z0K0000

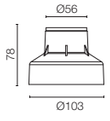

Landlord: Power Supply Dimmable

Fonte di alimentazione 120/270Vac / 24Vdc. 1-10V PWM control. IP67.	Power supply 120/270Vac / 24Vdc. 1-10V PWM control. IP67.	35W F990B02A000 70W F990B04A000		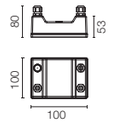
Fonte di alimentazione 120/270Vac / 24Vdc. DALI PWM control. IP67.	Power supply 120/270Vac / 24Vdc. DALI PWM control. IP67.	35W F990B03A000 70W F990B05A000		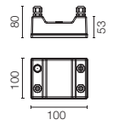
Interfaccia di controllo 1-10V PWM 24Vdc 120W. IP67. Fonte di alimentazione non inclusa.	1-10V PWM control interface 24Vdc 120W. IP67. Power supply not included.	F990B00A000		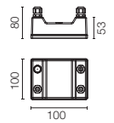
Interfaccia di controllo DALI PWM 24Vdc 120W. IP67. Fonte di alimentazione non inclusa.	DALI PWM control interface 24Vdc 120W. IP67. Power supply not included.	F990B01A000		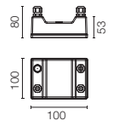

Landlord: Power Supply Non Dimmable

Alimentatore 24V 8W / 110-240V IP20 Classe II selv.	Power supply 24V 8W / 110-240V IP20 Class II selv.	RF25754		
Alimentatore 24V 8W / 110-240V IP65 Classe II selv.	Power supply 24V 8W / 110-240V IP65 Class II selv.	RF25748		
Alimentatore 24V 10W / 110-240V IP20 Classe II selv.	Power supply 24V 10W /110-240V IP20 Class II selv.	RF25747		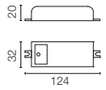
Alimentatore 24V 10W / 110-240V IP67 Classe II selv.	Power supply 24V 10W / 110-240V IP67 Class II selv.	RF25757		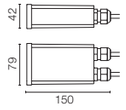
Alimentatore 24V DC 50W / 120-240V IP67 Classe II selv.	Power supply 24V DC 50W / 120-240V IP67 Class II selv.	RF25755		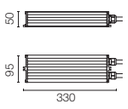
Alimentatore 24V DC 70W / 220-240V IP67 Classe II selv.	Power supply 24V DC 70W / 220-240V IP67 Class II selv.	RF25749		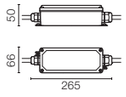

Designed by Edward Barber & Jay Osgerby

Bellhop

Famiglia / Family

Bellhop Wall

Bellhop Bollard

Bellhop Pole

Colori / Colours

Bellhop

01 Bianco
01 White

06 Grigio
06 Grey

33 Antracite
33 Anthracite

30 Nero
30 Black



18 Deep brown
18 Deep brown

05 Acciaio Inox
05 Stainless Steel

Descrizione / Description

Bellhop Wall
Apparecchi di illuminazione da parete della collezione per esterni Bellhop con illuminazione diffusa; è realizzata in alluminio estruso e fuso oppure in acciaio inossidabile.

Bellhop Bollard
Versione Bollard della collezione per esterni di Bellhop per un'illuminazione diffusa. Realizzata in alluminio estruso e pressofuso o acciaio inossidabile, Bellhop è disponibile in due altezze diverse per il modello bollard e con un flussi ed emissione luminose diverse in modo da soddisfare qualsiasi esigenza di lluminazione esterna o prospettiva d'illuminazione necessaria.

Bellhop Pole
Versione su palo della collezione per esterni di Bellhop a luce diffusa.
Testa in alluminio montata su un palo estruso lungo 3 m o 4 m, disponibile per installazione su superficie rigida o a terra.

Durante il montaggio e la manutenzione degli apparecchi bisogna prestare particolare attenzione a non danneggiare la verniciatura a polvere.
Un danno combinato all'azione dell'acqua potrebbe provocarne la corrosione.
I prodotti chimici danneggiano la protezione anticorrosione.

Gli apparecchi a LED, possono evidenziare guasti riconducibili a sollecitazioni di natura elettrica che interessano i relativi isolamenti con innesco di scariche elettriche distruttive.
Queste sollecitazioni possono derivare da:
• sovratensioni provenienti dalla rete elettrica di alimentazione dell'impianto/ apparecchi;
• sovratensioni di origine elettrostatica (ESD) provenienti dall'ambiente.
Consigliamo l'installazione di un dispositivo di protezione dalle sovratensioni sull'impianto elettrico che attenua l'intensità di alcuni di questi fenomeni proteggendo gli apparecchi da danni irreversibili. La scelta del dispositivo più idoneo va tarata in base alle caratteristiche dell'impianto.

Bellhop Wall
Wall light version of the Bellhop Outdoor Collection for diffuse light, made of extruded and die-cast aluminium or stainless steel.

Bellhop Bollard
Bollard version of the Bellhop Outdoor Collection for diffuse light. Made of extruded and die-cast aluminium or stainless steel, Bellhop is available in two heights for the bollard model and with different lumens and luminaire outputs as to comply with any outdoor setting and lighting scenario need.

Bellhop Pole
Pole version of the Bellhop Outdoor Collection for diffuse light.
Aluminum head mounted on a 3m or 4m long extruded pole, available for installation on rigid surface or in ground.

During the installation and the maintenance of the fixtures it is important to be careful and avoid damages on the paint coating.
damages on the coating exposed to outdoor conditions or water, could cause corrosion.
Chemical substances affect the anticorrosion covering protection.

For LED fixtures, there is evidence that most of the damages are connected to electrical effects related to the insulations, which cause destructive electrical discharges
These effects are frequently caused by:
• over Voltage coming from the Mains' network where fixture is connected.
• electrostatic discharge (ESD) coming from the environment.
The use of a protective device against the overvoltage on the electrical installation is warmly suggest this helps to reduce the intensity of some of these phenomenon and prevent irreversible damages.
The selection of the type of device to be used must be adjust on the electrical plant.

Bellhop Wall

Power Led: 8W - 783 lm ≠ FIXT 551 lm - 2700K/CRI 80 - 220-240V / 8W - 816 lm ≠ FIXT 580 lm - 3000K/CRI 80 - 220-240V / 8W - 873 lm ≠ FIXT 607 lm - 4000K/CRI 80 - 220-240V

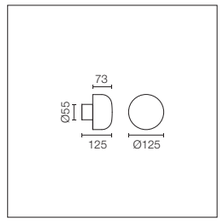

IP 65
IK 10
0,80 Kg
1,10 Kg
LED INCL.

Unità di alimentazione da 220-240V integrata. Attacco a parete diretto. Ogni apparecchio d'illuminazione è dotato di 20 cm di cavo per connessione all'interno del corpo dell'apparecchio.
La connessione è consigliata con una morsettiera bipolare a 3 fasi IP68, da ordinare separatamente.
Versione 110V a richiesta.

220-240V power supply Integrated. Direct wall attachment.
Each luminaire is equipped with a segment of 20 cm cable for connection inside the luminaire body.
Suggested connection with 2 way terminal block 3 phases IP68, to be ordered separately.
Version 110V upon request.

2700K
Non Dimmable
- F003C21A001
- F003C21A006
- F003C21A033
- F003C21A030
- F003C21A018
- F003C21A005

1-10V
- F003C21B001
- F003C21B006
- F003C21B033
- F003C21B030
- F003C21B018
- F003C21B005

Dali
- F003C21D001
- F003C21D006
- F003C21D033
- F003C21D030
- F003C21D018
- F003C21D005

3000K
Non Dimmable
- F003C31A001
- F003C31A006
- F003C31A033
- F003C31A030
- F003C31A018
- F003C31A005

1-10V
- F003C31B001
- F003C31B006
- F003C31B033
- F003C31B030
- F003C31B018
- F003C31B005

Dali
- F003C31D001
- F003C31D006
- F003C31D033
- F003C31D030
- F003C31D018
- F003C31D005

4000K
Non Dimmable
- F003C41A001
- F003C41A006
- F003C41A033
- F003C41A030
- F003C41A018
- F003C41A005

1-10V
- F003C41B001
- F003C41B006
- F003C41B033
- F003C41B030
- F003C41B018
- F003C41B005

Dali
- F003C41D001
- F003C41D006
- F003C41D033
- F003C41D030
- F003C41D018
- F003C41D005

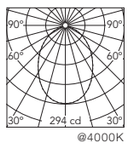

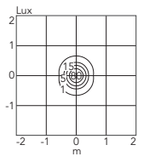

Bellhop Bollard H 380 mm

Power Led: 8W - 783 lm ≠ FIXT 551 lm - 2700K/CRI 80 - 220-240V / 8W - 816 lm ≠ FIXT 580 lm - 3000K/CRI 80 - 220-240V / 8W - 873 lm ≠ FIXT 607 lm - 4000K/CRI 80 - 220-240V

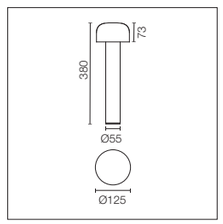

IP 65
IK 10
1,20 Kg
2,20 Kg
LED INCL.

Unità di alimentazione 220-240V inclusa. Pronta per l'installazione su base rigida.
Ogni apparecchio d'illuminazione è dotato di 20 cm di cavo per connessione all'interno del corpo dell'apparecchio.
La connessione è consigliata con una morsettiera bipolare a 3 fasi IP68, da ordinare separatamente.
Versione 110V a richiesta.

220-240V power supply included. Ready for installation on rigid base.
Each luminaire is equipped with a segment of 20 cm cable for connection inside the luminaire body.
Suggested connection with 2 way terminal block 3 phases IP68, to be ordered separately.
Version 110V upon request.

2700K
Non Dimmable
- F003A21A001
- F003A21A006
- F003A21A033
- F003A21A030
- F003A21A018
- F003A21A005

1-10V
- F003A21B001
- F003A21B006
- F003A21B033
- F003A21B030
- F003A21B018
- F003A21B005

Dali
- F003A21D001
- F003A21D006
- F003A21D033
- F003A21D030
- F003A21D018
- F003A21D005

3000K
Non Dimmable
- F003A31A001
- F003A31A006
- F003A31A033
- F003A31A030
- F003A31A018
- F003A31A005

1-10V
- F003A31B001
- F003A31B006
- F003A31B033
- F003A31B030
- F003A31B018
- F003A31B005

Dali
- F003A31D001
- F003A31D006
- F003A31D033
- F003A31D030
- F003A31D018
- F003A31D005

4000K
Non Dimmable
- F003A41A001
- F003A41A006
- F003A41A033
- F003A41A030
- F003A41A018
- F003A41A005

1-10V
- F003A41B001
- F003A41B006
- F003A41B033
- F003A41B030
- F003A41B018
- F003A41B005

Dali
- F003A41D001
- F003A41D006
- F003A41D033
- F003A41D030
- F003A41D018
- F003A41D005

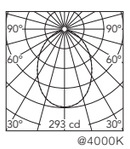

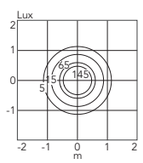

Bellhop Bollard H 850 mm

Power Led: 8W - 783 lm ≠ FIXT 551 lm - 2700K/CRI 80 - 220-240V / 8W - 816 lm ≠ FIXT 580 lm - 3000K/CRI 80 - 220-240V / 8W - 873 lm ≠ FIXT 607 lm - 4000K/CRI 80 - 220-240V

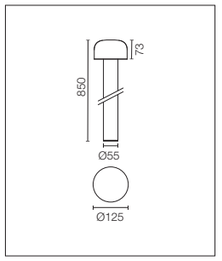

IP 65
IK 10
1,80 Kg
3,00 Kg
LED INCL.

Unità di alimentazione 220-240V inclusa. Pronta per l'installazione su base rigida.
Ogni apparecchio d'illuminazione è dotato di 20 cm di cavo per connessione all'interno del corpo dell'apparecchio.
La connessione è consigliata con una morsettiera bipolare a 3 fasi IP68, da ordinare separatamente.
Versione 110V a richiesta.

220-240V power supply included. Ready for installation on rigid base.
Each luminaire is equipped with a segment of 20 cm cable for connection inside the luminaire body.
Suggested connection with 2 way terminal block 3 phases IP68, to be ordered separately.
Version 110V upon request.

2700K
Non Dimmable
- F003B21A001
- F003B21A006
- F003B21A033
- F003B21A030
- F003B21A018
- F003B21A005

1-10V
- F003B21B001
- F003B21B006
- F003B21B033
- F003B21B030
- F003B21B018
- F003B21B005

Dali
- F003B21D001
- F003B21D006
- F003B21D033
- F003B21D030
- F003B21D018
- F003B21D005

3000K
Non Dimmable
- F003B31A001
- F003B31A006
- F003B31A033
- F003B31A030
- F003B31A018
- F003B31A005

1-10V
- F003B31B001
- F003B31B006
- F003B31B033
- F003B31B030
- F003B31B018
- F003B31B005

Dali
- F003B31D001
- F003B31D006
- F003B31D033
- F003B31D030
- F003B31D018
- F003B31D005

4000K
Non Dimmable
- F003B41A001
- F003B41A006
- F003B41A033
- F003B41A030
- F003B41A018
- F003B41A005

1-10V
- F003B41B001
- F003B41B006
- F003B41B033
- F003B41B030
- F003B41B018
- F003B41B005

Dali
- F003B41D001
- F003B41D006
- F003B41D033
- F003B41D030
- F003B41D018
- F003B41D005

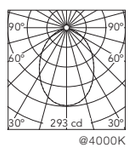

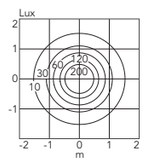

Bellhop Pole with base

Power Led: 30W - 3090 lm ≠ FIXT 2490 lm - 2700K/CRI 80 - 220-240V / 30W - 3220 lm ≠ FIXT 2590 lm - 3000K/CRI 80 - 220-240V / 30W - 3430 lm ≠ FIXT 2760 lm - 4000K/CRI 80 - 220-240V

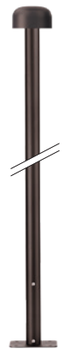

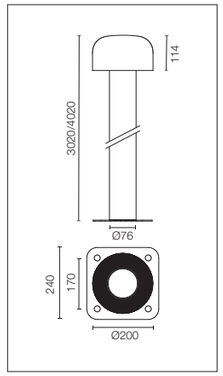

IK 10 | IP 65 (ON REQUEST) | LED INCL. | 15 Kg

Unità di alimentazione 220/240 inclusa. Pronta per l'installazione su base rigida.
Piastra base disponibile come accessorio.
Ogni apparecchio d'illuminazione è dotato di 20 cm di cavo per connessione all'interno del corpo dell'apparecchio.
La connessione è consigliata con una morsettiera bipolare a 3 fasi IP68, da ordinare separatamente.
Versione dimmerabile da 110V disponibili su richiesta.

220-240V power supply included. Ready for installation on rigid base. Base plate available as accessory. Each luminaire is equipped with a segment of 20 cm cable for connection inside the luminaire body. Suggested connection with 2 way terminal block 3 phases IP68, to be ordered separately.
110V and dimmable versions available on request.

2700K
H 3020 mm
Non Dimmable
- F003H21A006
- F003H21A033
- F003H21A018

1-10V
- F003H21B006
- F003H21B033
- F003H21B018

Dali
- F003H21D006
- F003H21D033
- F003H21D018

3000K
H 3020 mm
Non Dimmable
- F003H31A006
- F003H31A033
- F003H31A018

1-10V
- F003H31B006
- F003H31B033
- F003H31B018

Dali
- F003H31D006
- F003H31D033
- F003H31D018

4000K
H 3020 mm
Non Dimmable
- F003H41A006
- F003H41A033
- F003H41A018

1-10V
- F003H41B006
- F003H41B033
- F003H41B018

Dali
- F003H41D006
- F003H41D033
- F003H41D018

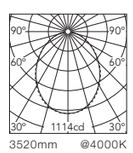

3520mm @4000K

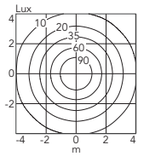

2700K
H 4020 mm
Non Dimmable
- F003L21A006
- F003L21A033
- F003L21A018

1-10V
- F003L21B006
- F003L21B033
- F003L21B018

Dali
- F003L21D006
- F003L21D033
- F003L21D018

3000K
H 4020 mm
Non Dimmable
- F003L31A006
- F003L31A033
- F003L31A018

1-10V
- F003L31B006
- F003L31B033
- F003L31B018

Dali
- F003L31D006
- F003L31D033
- F003L31D018

4000K
H 4020 mm
Non Dimmable
- F003L41A006
- F003L41A033
- F003L41A018

1-10V
- F003L41B006
- F003L41B033
- F003L41B018

Dali
- F003L41D006
- F003L41D033
- F003L41D018

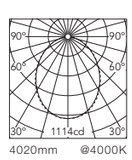

4020mm @4000K

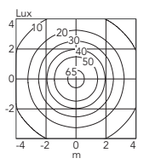

Bellhop Pole in ground

Power Led: 30W - 3090 lm ≠ FIXT 2490 lm - 2700K/CRI 80 - 220-240V / 30W - 3220 lm ≠ FIXT 2590 lm - 3000K/CRI 80 - 220-240V / 30W - 3430 lm ≠ FIXT 2760 lm - 4000K/CRI 80 - 220-240V

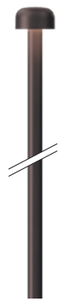

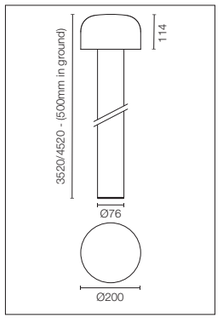

IK 10 | IP 65 (ON REQUEST) | LED INCL. | 11 Kg

Unità di alimentazione 220/240 inclusa.
Pronto per l'installazione a terra.
Ogni apparecchio d'illuminazione è dotato di 20 cm di cavo per connessione all'interno del corpo dell'apparecchio.
La connessione è consigliata con una morsettiera bipolare a 3 fasi IP68, da ordinare separatamente.
Versione dimmerabile da 110V disponibili su richiesta.

220-240V power supply included. Ready for in ground installation. Each luminaire is equipped with a segment of 20 cm cable for connection inside the luminaire body. Suggested connection with 2 way terminal block 3 phases IP68, to be ordered separately.
110V and dimmable versions available on request.

2700K
H 3520 mm
Non Dimmable
- F003G21A006
- F003G21A033
- F003G21A018

1-10V
- F003G21B006
- F003G21B033
- F003G21B018

Dali
- F003G21D006
- F003G21D033
- F003G21D018

3000K
H 3520 mm
Non Dimmable
- F003G31A006
- F003G31A033
- F003G31A018

1-10V
- F003G31B006
- F003G31B033
- F003G31B018

Dali
- F003G31D006
- F003G31D033
- F003G31D018

4000K
H 3520 mm
Non Dimmable
- F003G41A006
- F003G41A033
- F003G41A018

1-10V
- F003G41B006
- F003G41B033
- F003G41B018

Dali
- F003G41D006
- F003G41D033
- F003G41D018

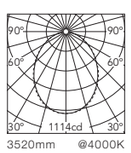

3520mm @4000K

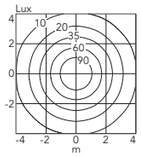

2700K
H 4520 mm
Non Dimmable
- F003K21A006
- F003K21A033
- F003K21A018

1-10V
- F003K21B006
- F003K21B033
- F003K21B018

Dali
- F003K21D006
- F003K21D033
- F003K21D018

3000K
H 4520 mm
Non Dimmable
- F003K31A006
- F003K31A033
- F003K31A018

1-10V
- F003K31B006
- F003K31B033
- F003K31B018

Dali
- F003K31D006
- F003K31D033
- F003K31D018

4000K
H 4520 mm
Non Dimmable
- F003K41A006
- F003K41A033
- F003K41A018

1-10V
- F003K41B006
- F003K41B033
- F003K41B018

Dali
- F003K41D006
- F003K41D033
- F003K41D018

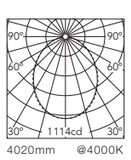

4020mm @4000K

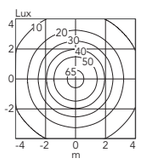

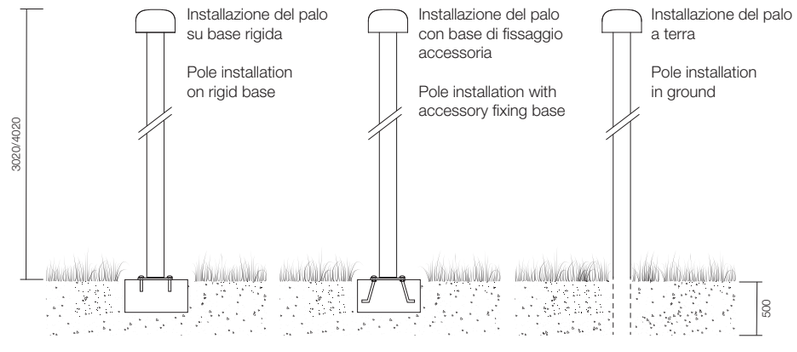

Bellhop: Accessori / Accessories

Piastra tirafondi.	Base plate with bolt.	Bellhop Bollard Ø125 F003Z010000		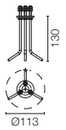
Piastra tirafondi per versione Bellhop palo con base.	Base plate with bolt for Bellhop pole with base version.	Bellhop Pole Ø200 F990G300000		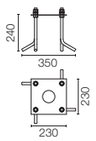
Connettore tripolare 2 vie IP68 (cavi ø5,5÷12mm).	2 way terminal block 3 poles IP68 (ø5,5÷12mm cables).	Bellhop Wall / Bollard / Pole F990C00A000		
Dispositivo di protezione per il sovraccarico. 240 Vac. Corrente massima di scarica 10KA (8/29us). Massima corrente operativa 5A. Adatto per la connessione in serie. IP66.	Surge protection device. 275Vac. Maximum discharge current 10KA (8/20us). Maximum operating current 5A. Suitable for series connection. IP66.	Bellhop Wall / Bollard / Pole F990E00A000		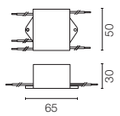

Klein Pro

Designed by Flos Outdoor

Famiglia / Family

Colori / Colours

Klein Pro

01 Bianco
01 White

06 Grigio
06 Grey

33 Antracite
33 Anthracite

30 Nero
30 Black

18 Deep brown
18 Deep brown

70 Ossidato Naturale
70 Natural Oxide

71 Ossidato Nero
71 Black Oxide

Descrizione / Description

Il corpo del paletto Klein Pro è stato realizzato in alluminio estruso mentre la base e il diffusore sono in alluminio fuso EN AB-47100 con un basso tenore di rame.
Rivestimento ad alta resistenza: il trattamento esterno viene applicato con un doppio strato di polveri epossidiche conformemente alla norma QUALICOAT.
Il primo strato di polvere fornisce una resistenza chimica e meccanica; un secondo strato di finitura di polvere di poliestere garantisce la resistenza.
È disponibile anche con finitura anodizzata. Klein Pro è compatibile con la piastra di fissaggio "Klein" attuale.

Durante il montaggio e la manutenzione degli apparecchi bisogna prestare particolare attenzione a non danneggiare la verniciatura a polvere.
Un danno combinato all'azione dell'acqua potrebbe provocarne la corrosione.
I prodotti chimici danneggiano la protezione anticorrosione.

Gli apparecchi a LED, possono evidenziare guasti riconducibili a sollecitazioni di natura elettrica che interessano i relativi isolamenti con innesco di scariche elettriche distruttive.
Queste sollecitazioni possono derivare da:
• sovratensioni provenienti dalla rete elettrica di alimentazione dell'impianto/apparecchi;
• sovratensioni di origine elettrostatica (ESD) provenienti dall'ambiente.
Consigliamo l'installazione di un dispositivo di protezione dalle sovratensioni sull'impianto elettrico che attenua l'intensità di alcuni di questi fenomeni proteggendo gli apparecchi da danni irreversibili. La scelta del dispositivo più idoneo va tarata in base alle caratteristiche dell'impianto.

The body of Klein Pro bollard is made of extruded aluminium, base and diffuser in die-cast aluminium EN AB-47100 with a low copper content.
High-resistance coating: the external coating is applied with a double layer with epoxy powders according to the QUALICOAT standard. The first layer of epoxy powder gives chemical and mechanical resistance, the second finishing layer of polyester powder ensures resistance.
Also available in anodized finishes.
Klein Pro is compatible with existing "Klein" fixing plate.

During the installation and the maintenance of the fixtures it is important to be careful and avoid damages on the paint coating.
damages on the coating exposed to outdoor conditions or water, could cause corrosion.
Chemical substances affect the anticorrosion covering protection.

For LED fixtures, there is evidence that most of the damages are connected to electrical effects related to the insulations, which cause destructive electrical discharges
These effects are frequently caused by:
• over Voltage coming from the Mains' network where fixture is connected.
• electrostatic discharge (ESD) coming from the environment.
The use of a protective device against the overvoltage on the electrical installation is warmly suggest this helps to reduce the intensity of some of these phenomenon and prevent irreversible damages.
The selection of the type of device to be used must be adjust on the electrical plant.

Klein Pro H 600 mm

Power Led: 11W - 1089 lm ≠ FIXT 294 lm - 2700K/CRI 80 - 220-240V / 11W - 1126 lm ≠ FIXT 304 lm - 3000K/CRI 80 - 220-240V / 11W - 1211 lm ≠ FIXT 325 lm - 4000K/CRI 80 - 220-240V

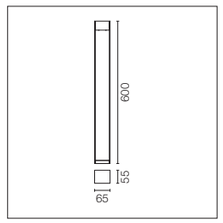

IP 66 · IK 7 · 1,25 Kg · LED INCL.

Alimentazione elettrica 220-240V integrata. L'accessorio per installazione su superficie solida o per fissaggio al terreno sono da ordinare a parte.
Ogni apparecchio di illuminazione è dotato di un segmento di 1 m di cavo in uscita e un kit di cablaggio.

220-240V power supply integrated. Solid surface or ground installation accessory to be ordered separately. Each luminaire is equipped with a segment of 1 m outgoing cable and a wiring kit.

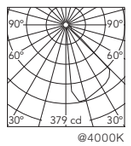

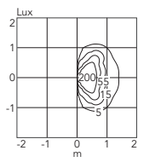

2700K
Non Dimmable
- ○ F002A20A001
- ● F002A20A006
- ● F002A20A033
- ● F002A20A030
- ● F002A20A018
- ● F002A21A070
- ● F002A21A071

1-10V
- ○ F002A20B001
- ● F002A20B006
- ● F002A20B033
- ● F002A20B030
- ● F002A20B018
- ● F002A21B070
- ● F002A21B071

Dali
- ○ F002A20D001
- ● F002A20D006
- ● F002A20D033
- ● F002A20D030
- ● F002A20D018
- ● F002A21D070
- ● F002A21D071

3000K
Non Dimmable
- ○ F002A30A001
- ● F002A30A006
- ● F002A30A033
- ● F002A30A030
- ● F002A30A018
- ● F002A31A070
- ● F002A31A071

1-10V
- ○ F002A30B001
- ● F002A30B006
- ● F002A30B033
- ● F002A30B030
- ● F002A30B018
- ● F002A31B070
- ● F002A31B071

Dali
- ○ F002A30D001
- ● F002A30D006
- ● F002A30D033
- ● F002A30D030
- ● F002A30D018
- ● F002A31D070
- ● F002A31D071

4000K
Non Dimmable
- ○ F002A40A001
- ● F002A40A006
- ● F002A40A033
- ● F002A40A030
- ● F002A40A018
- ● F002A41A070
- ● F002A41A071

1-10V
- ○ F002A40B001
- ● F002A40B006
- ● F002A40B033
- ● F002A40B030
- ● F002A40B018
- ● F002A41B070
- ● F002A41B071

Dali
- ○ F002A40D001
- ● F002A40D006
- ● F002A40D033
- ● F002A40D030
- ● F002A40D018
- ● F002A41D070
- ● F002A41D071

Klein Pro H 900 mm

Power Led: 11W - 1089 lm ≠ FIXT 292 lm - 2700K/CRI 80 - 220-240V / 11W - 1126 lm ≠ FIXT 304 lm - 3000K/CRI 80 - 220-240V / 11W - 1211 lm ≠ FIXT 325 lm - 4000K/CRI 80 - 220-240V

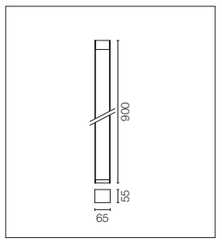

IP 66 · IK 7 · 1,95 Kg · LED INCL.

Alimentazione elettrica 220-240V integrata. L'accessorio per installazione su superficie solida o per fissaggio al terreno sono da ordinare a parte.
Ogni apparecchio di illuminazione è dotato di un segmento di 1 m di cavo in uscita e un kit di cablaggio.

220-240V power supply integrated. Solid surface or ground installation accessory to be ordered separately. Each luminaire is equipped with a segment of 1 m outgoing cable and a wiring kit.

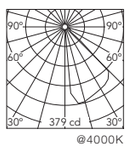

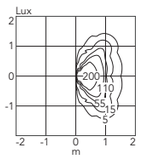

2700K
Non Dimmable
- ○ F002B20A001
- ● F002B20A006
- ● F002B20A033
- ● F002B20A030
- ● F002B20A018
- ● F002B21A070
- ● F002B21A071

1-10V
- ○ F002B20B001
- ● F002B20B006
- ● F002B20B033
- ● F002B20B030
- ● F002B20B018
- ● F002B21B070
- ● F002B21B071

Dali
- ○ F002B20D001
- ● F002B20D006
- ● F002B20D033
- ● F002B20D030
- ● F002B20D018
- ● F002B21D070
- ● F002B21D071

3000K
Non Dimmable
- ○ F002B30A001
- ● F002B30A006
- ● F002B30A033
- ● F002B30A030
- ● F002B30A018
- ● F002B31A070
- ● F002B31A071

1-10V
- ○ F002B30B001
- ● F002B30B006
- ● F002B30B033
- ● F002B30B030
- ● F002B30B018
- ● F002B31B070
- ● F002B31B071

Dali
- ○ F002B30D001
- ● F002B30D006
- ● F002B30D033
- ● F002B30D030
- ● F002B30D018
- ● F002B31D070
- ● F002B31D071

4000K
Non Dimmable
- ○ F002B40A001
- ● F002B40A006
- ● F002B40A033
- ● F002B40A030
- ● F002B40A018
- ● F002B41A070
- ● F002B41A071

1-10V
- ○ F002B40B001
- ● F002B40B006
- ● F002B40B033
- ● F002B40B030
- ● F002B40B018
- ● F002B41B070
- ● F002B41B071

Dali
- ○ F002B40D001
- ● F002B40D006
- ● F002B40D033
- ● F002B40D030
- ● F002B40D018
- ● F002B41D070
- ● F002B41D071

Klein Pro: Accessori / Accessories

Base di fissaggio per superfici solide.	Fixing base for solid surfaces.	○ F002Z010001 ● F002Z010006 ● F002Z010033 ● F002Z010030 ● F002Z010018	
Piastra di fissaggio a terra Minimal Klein Pro, 47x57xH160 mm. Klein Pro è compatibile anche con l'attuale piastra di fissaggio a terra Klein 85x85xH160 mm.	Minimal Klein Pro ground fixation plate, 47x57xH160 mm. Klein Pro is also compatible with existing Klein ground fixing plates 85x85xH160 mm.	F002Z030000	
Piastra di fissaggio a terra e tirafondi Klein Pro 85x85xH160mm.	Klein Pro base plate and fixing bolts 85x85xH160 mm	F002Z020000	
Schermo estetico anodizzato.	Anodized aestetical pole screen.	H 600 mm ● F002Z040070 ● F002Z040071 ● F002Z040073 H 900 mm ● F002Z050070 ● F002Z050071 ● F002Z050073	
Dispositivo di protezione per il sovraccarico. 240 Vac. Corrente massima di scarica 10KA (8/29us). Massima corrente operativa 5A. Adatto per la connessione in serie. IP66.	Surge protection device. 275Vac. Maximum discharge current 10KA (8/20us). Maximum operating current 5A. Suitable for series connection. IP66.	F990E00A000	 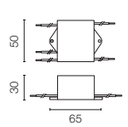

Casting

Designed by Vincent Van Duysen

Famiglia / Family

Casting Concrete

Casting C

W: **100**
H: 200 / **500** / 700 mm

W: **150**
H: 250 / **500** / 850 mm

Casting T

W: **100**
H: 200 / **500** / 700 mm

W: **150**
H: 250 / **500** / 850 mm

Colori / Colours

Casting Concrete

89 Cemento
89 Concrete

Casting C / T

01 Bianco
01 White

06 Grigio
06 Grey

33 Antracite
33 Anthracite

30 Nero
30 Black

18 Deep brown
18 Deep brown

Descrizione / Description

Collezione di paletti luminosi per esterno, con fonte di luce a LED.

Casting Concrete
Il corpo della versione Concrete è realizzato in stampo, con getto di calcestruzzo composta da cemento, aggreganti inerti fini e fibre di rinforzo. Ogni manufatto è realizzato individualmente con processo artigianale: minime differenze estetiche e di colore tra un apparecchio e l'altro sono il segno dell'unicità di ciascuna lampada. Ogni apparecchio monta un diffusore in policarbonato satinato incollato al dissipatore del prodotto per garantire la tenuta all'acqua (stabilizzato ai raggi UV per minimizzarne l'ingiallimento).
L'apparecchio è fornito con uno spezzone di cavo uscente in neoprene, con un kit di connessione elettrica per cavo multipolare singolo, e con tasselli per installazione su superfici piene e solide.
La piastra di fissaggio per installazione su calcestruzzo, pavimentazione da gettare, o su plinto è disponibile come accessorio.

Casting C/T
Il corpo delle versioni C e T è realizzato in alluminio estruso, base e diffusore in alluminio pressofuso EN AB-47100 a basso contenuto di rame.
Rivestimento ad alta resistenza: dopo un trattamento di sabbiatura di tutti i componenti per rendere la superficie porosa e garantire una maggiore adesione della vernice, è applicato il rivestimento esterno con un doppio strato con polveri secondo lo standard QUALICOAT. Il primo strato di polvere epossidica dà resistenza chimica e meccanica, il secondo strato di finitura di polvere poliestere assicura resistenza ai raggi UV ed agli agenti atmosferici. Le superfici verniciate sono trattate con lavaggi alcalini e acidi, risciacquate con acqua demineralizzata, e sottoposte a un trattamento di conversione chimica per proteggere contro l'ossidazione. Diffusore in vetro incollato al dissipatore del prodotto per garantire la tenuta all'acqua, e microtesturizzato per garantire una distribuzione omogenea e uniforme della luce.
L'apparecchio è fornito con uno spezzone di cavo uscente in neoprene.
Si consiglia l'installazione su un plinto di cemento o su una superficie piana.

Si raccomanda l'uso di un sistema di connessione con un grado di protezione maggiore o uguale al grado di protezione dell'apparecchio.

Durante il montaggio e la manutenzione degli apparecchi bisogna prestare particolare attenzione a non danneggiare la verniciatura a polvere.
Un danno combinato all'azione dell'acqua potrebbe provocarne la corrosione.
I prodotti chimici danneggiano la protezione anticorrosione.

Gli apparecchi a LED, possono evidenziare guasti riconducibili a sollecitazioni di natura elettrica che interessano i relativi isolamenti con innesco di scariche elettriche distruttive.
Queste sollecitazioni possono derivare da:
• sovratensioni provenienti dalla rete elettrica di alimentazione dell'impianto/apparecchi;
• sovratensioni di origine elettrostatica (ESD) provenienti dall'ambiente.
Consigliamo l'installazione di un dispositivo di protezione dalle sovratensioni sull'impianto elettrico che attenua l'intensità di alcuni di questi fenomeni proteggendo gli apparecchi da danni irreversibili. La scelta del dispositivo più idoneo va tarata in base alle caratteristiche dell'impianto.

Collection of outdoor bollard lights with LED light source.

Casting Concrete
The body of the Round version is made from a mould, with poured concrete consisting of cement, fine inert materials for aggregating purposes, and reinforcing fibers. Each article is manufactured individually with a handcrafted process: minor aesthetic and color differences between one luminaire and another are the sign of the uniqueness of each lamp. Each luminaire has a frosted polycarbonate diffuser glued to the heat sink of the product to ensure a watertight seal (UV stabilized to minimise yellowing).
The luminaire is provided with a segment of outgoing cable in neoprene, with a kit of electrical connection for single multicore cable, and with dowels for installation on full and solid surfaces.
The fixing plate for installation on cement paving, poured concrete, or on plinth is available as an accessory.

Casting C/T
The body of the versions C and T is made of extruded aluminum, base and diffuser in die-cast aluminum EN AB-47100 with a low copper content.
High-resistance coating: after a sandblasting treatment of all components to make the surface porous and ensure a greater adhesion of the paint, the external coating is applied with a double layer with epoxy powders according to the QUALICOAT standard. The first layer of epoxy powder gives chemical and mechanical resistance, the second finishing layer of polyester powder ensures resistance to UV rays and atmospheric agents. The painted surfaces are treated with alkaline and acidic washes, then rinsed with demineralized water, subjected to a chemical conversion treatment to protect against oxidation. A glass diffuser is glued to the heat sink of the product to ensure a watertight seal, micro-texturized to ensure homogeneous and uniform distribution of the light.
The luminaire is provided with a segment of outgoing cable in neoprene.
We recommend installation on a plinth of cement or on a flat surface.

We recommend using a connection system with a degree of protection greater than or equal to the degree of protection of the luminaire.

During the installation and the maintenance of the fixtures it is important to be careful and avoid damages on the paint coating. damages on the coating exposed to outdoor conditions or water, could cause corrosion.
Chemical substances affect the anticorrosion covering protection.

For LED fixtures, there is evidence that most of the damages are connected to electrical effects related to the insulations, which cause destructive electrical discharges
These effects are frequently caused by:
• over Voltage coming from the Mains' network where fixture is connected.
• electrostatic discharge (ESD) coming from the environment.
The use of a protective device against the overvoltage on the electrical installation is warmly suggest this helps to reduce the intensity of some of these phenomenon and prevent irreversible damages.
The selection of the type of device to be used must be adjust on the electrical plant.

Casting Concrete

Power Led: 9W - 650 lm ≠ FIXT 427 lm - 2700K/CRI 80 - 220-240V / 9W - 780 lm ≠ FIXT 513 lm - 3000K/CRI 80 - 220-240V / 9W - 800 lm ≠ FIXT 526 lm - 4000K/CRI 80 - 220-240V



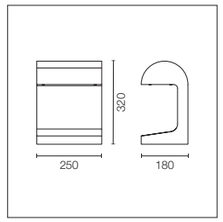

Fonte di alimentazione 220/240V integrata.
Versione dimmerabile disponibile su richiesta.

220/240V power supply integrated.
Dimmable versions available on request.

2700K
- F1330089

3000K
- F1331089

4000K
- F1332089

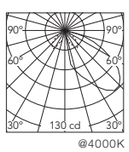

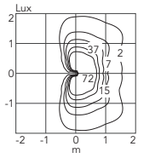

Casting Concrete: Accessori / Accessories

Piastra tirafondi.	Base plate with bolt.	F1209000	
Conettore tripolare 3/4 vie IP68 (cavi 7-12mm).	3/4 way terminal block 3 poles IP68 (7-12 mm cables).	F990C10000	
Dispositivo di protezione per il sovraccarico. 240 Vac. Corrente massima di scarica 10KA (8/29us). Massima corrente operativa 5A. Adatto per la connessione in serie. IP66.	Surge protection device. 275Vac. Maximum discharge current 10KA (8/20us). Maximum operating current 5A. Suitable for series connection. IP66.	F990E00A000	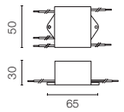

Casting C 100

Power Led: 7W - 1x630 lm ≠ FIXT 272 lm - 2700K/CRI 80 - 110-240V / 7W - 1x585 lm ≠ FIXT 295 lm - 3000K/CRI 80 - 110-240V / 7W - 1x630 lm ≠ FIXT 317 lm - 4000K/CRI 80 - 110-240V

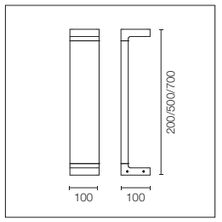

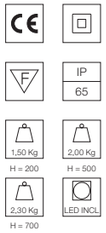

Fonte di alimentazione 110/240V integrata.

110/240V power supply integrated.

2700K
H 200 mm
- F1210001
- F1210006
- F1210033
- F1210030
- F1210018

3000K
H 200 mm
- F1211001
- F1211006
- F1211033
- F1211030
- F1211018

4000K
H 200 mm
- F1212001
- F1212006
- F1212033
- F1212030
- F1212018

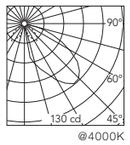

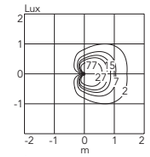

2700K
H 500 mm
- F1213001
- F1213006
- F1213033
- F1213030
- F1213018

3000K
H 500 mm
- F1214001
- F1214006
- F1214033
- F1214030
- F1214018

4000K
H 500 mm
- F1215001
- F1215006
- F1215033
- F1215030
- F1215018

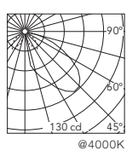

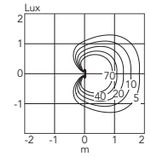

2700K
H 700 mm
- F1216001
- F1216006
- F1216033
- F1216030
- F1216018

3000K
H 700 mm
- F1217001
- F1217006
- F1217033
- F1217030
- F1217018

4000K
H 700 mm
- F1218001
- F1218006
- F1218033
- F1218030
- F1218018

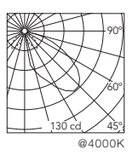

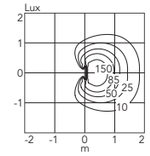

Casting C 150

Power Led: 12W - 1080 lm ≠ FIXT 565 lm - 2700K/CRI 80 - 110-240V / 12W - 1170 lm ≠ FIXT 613 lm - 3000K/CRI 80 - 110-240V / 12W - 1260 lm ≠ FIXT 660 lm - 4000K/CRI 80 - 110-240V

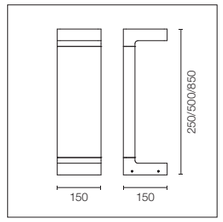

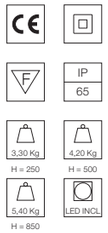

Fonte di alimentazione 110/240V integrata.

110/240V power supply integrated.

2700K
H 250 mm
Non Dimmable
- F1230001
- F1230006
- F1230033
- F1230030
- F1230018

1-10V
- F1230001-310
- F1230006-310
- F1230033-310
- F1230030-310
- F1230018-310

Dali
- F1230001-300
- F1230006-300
- F1230033-300
- F1230030-300
- F1230018-300

3000K
H 250 mm
Non Dimmable
- F1231001
- F1231006
- F1231033
- F1231030
- F1231018

1-10V
- F1231001-310
- F1231006-310
- F1231033-310
- F1231030-310
- F1231018-310

Dali
- F1231001-300
- F1231006-300
- F1231033-300
- F1231030-300
- F1231018-300

4000K
H 250 mm
Non Dimmable
- F1232001
- F1232006
- F1232033
- F1232030
- F1232018

1-10V
- F1232001-310
- F1232006-310
- F1232033-310
- F1232030-310
- F1232018-310

Dali
- F1232001-300
- F1232006-300
- F1232033-300
- F1232030-300
- F1232018-300

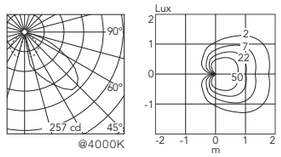

2700K
H 500 mm
Non Dimmable
- F1233001
- F1233006
- F1233033
- F1233030
- F1233018

1-10V
- F1233001-310
- F1233006-310
- F1233033-310
- F1233030-310
- F1233018-310

Dali
- F1233001-300
- F1233006-300
- F1233033-300
- F1233030-300
- F1233018-300

3000K
H 500 mm
Non Dimmable
- F1234001
- F1234006
- F1234033
- F1234030
- F1234018

1-10V
- F1234001-310
- F1234006-310
- F1234033-310
- F1234030-310
- F1234018-310

Dali
- F1234001-300
- F1234006-300
- F1234033-300
- F1234030-300
- F1234018-300

4000K
H 500 mm
Non Dimmable
- F1235001
- F1235006
- F1235033
- F1235030
- F1235018

1-10V
- F1235001-310
- F1235006-310
- F1235033-310
- F1235030-310
- F1235018-310

Dali
- F1235001-300
- F1235006-300
- F1235033-300
- F1235030-300
- F1235018-300

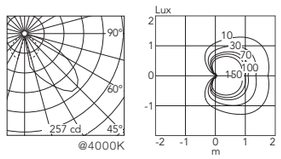

2700K
H 850 mm
Non Dimmable
- F1236001
- F1236006
- F1236033
- F1236030
- F1236018

1-10V
- F1236001-310
- F1236006-310
- F1236033-310
- F1236030-310
- F1236018-310

Dali
- F1236001-300
- F1236006-300
- F1236033-300
- F1236030-300
- F1236018-300

3000K
H 850 mm
Non Dimmable
- F1237001
- F1237006
- F1237033
- F1237030
- F1237018

1-10V
- F1237001-310
- F1237006-310
- F1237033-310
- F1237030-310
- F1237018-310

Dali
- F1237001-300
- F1237006-300
- F1237033-300
- F1237030-300
- F1237018-300

4000K
H 850 mm
Non Dimmable
- F1238001
- F1238006
- F1238033
- F1238030
- F1238018

1-10V
- F1238001-310
- F1238006-310
- F1238033-310
- F1238030-310
- F1238018-310

Dali
- F1238001-300
- F1238006-300
- F1238033-300
- F1238030-300
- F1238018-300

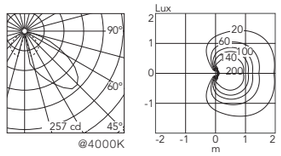

Casting T 100

Power Led: 12W - 2x540 lm ≠ FIXT 2x272 lm - 2700K/CRI 80 - 110-240V / 12W - 2x585 lm ≠ FIXT 2x295 lm - 3000K/CRI 80 - 110-240V / 12W - 2x630 lm ≠ FIXT 2x317 lm - 4000K/CRI 80 - 110-240V

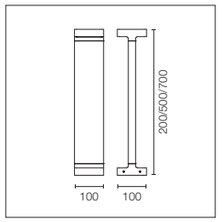

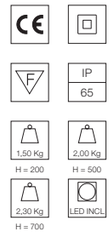

Fonte di alimentazione 110/240V integrata.

110/240V power supply integrated.

2700K
H 200 mm
- F1250001
- F1250006
- F1250033
- F1250030
- F1250018

3000K
H 200 mm
- F1251001
- F1251006
- F1251033
- F1251030
- F1251018

4000K
H 200 mm
- F1252001
- F1252006
- F1252033
- F1252030
- F1252018

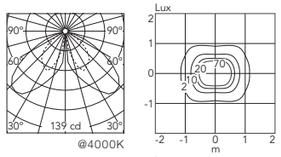

2700K
H 500 mm
- F1253001
- F1253006
- F1253033
- F1253030
- F1253018

3000K
H 500 mm
- F1254001
- F1254006
- F1254033
- F1254030
- F1254018

4000K
H 500 mm
- F1255001
- F1255006
- F1255033
- F1255030
- F1255018

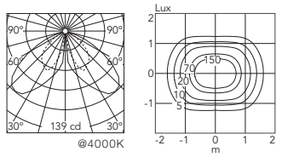

2700K
H 700 mm
- F1256001
- F1256006
- F1256033
- F1256030
- F1256018

3000K
H 700 mm
- F1257001
- F1257006
- F1257033
- F1257030
- F1257018

4000K
H 700 mm
- F1258001
- F1258006
- F1258033
- F1258030
- F1258018

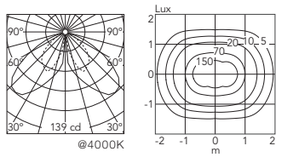

Casting T 150

Power Led: 21W - 2x1080 lm ≠ FIXT 2x565 lm - 2700K/CRI 80 - 220-240V / 21W - 2x1170 lm ≠ FIXT 2x613 lm - 3000K/CRI 80 - 220-240V / 21W - 2x1260 lm ≠ FIXT 2x660 lm - 4000K/CRI 80 - 220-240V

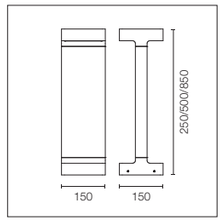

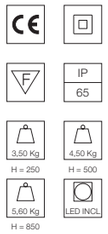

Fonte di alimentazione 220/240V integrata. Versione 110V a richiesta.

220/240V power supply integrated. Version 110V upon request.

2700K
H 250 mm
Non Dimmable
- F1270001
- F1270006
- F1270033
- F1270030
- F1270018

1-10V
- F1270001-310
- F1270006-310
- F1270033-310
- F1270030-310
- F1270018-310

Dali
- F1270001-300
- F1270006-300
- F1270033-300
- F1270030-300
- F1270018-300

3000K
H 250 mm
Non Dimmable
- F1271001
- F1271006
- F1271033
- F1271030
- F1271018

1-10V
- F1271001-310
- F1271006-310
- F1271033-310
- F1271030-310
- F1271018-310

Dali
- F1271001-300
- F1271006-300
- F1271033-300
- F1271030-300
- F1271018-300

4000K
H 250 mm
Non Dimmable
- F1272001
- F1272006
- F1272033
- F1272030
- F1272018

1-10V
- F1272001-310
- F1272006-310
- F1272033-310
- F1272030-310
- F1272018-310

Dali
- F1272001-300
- F1272006-300
- F1272033-300
- F1272030-300
- F1272018-300

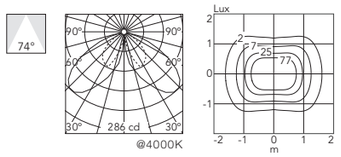

2700K
H 500 mm
Non Dimmable
- F1273001
- F1273006
- F1273033
- F1273030
- F1273018

1-10V
- F1273001-310
- F1273006-310
- F1273033-310
- F1273030-310
- F1273018-310

Dali
- F1273001-300
- F1273006-300
- F1273033-300
- F1273030-300
- F1273018-300

3000K
H 500 mm
Non Dimmable
- F1274001
- F1274006
- F1274033
- F1274030
- F1274018

1-10V
- F1274001-310
- F1274006-310
- F1274033-310
- F1274030-310
- F1274018-310

Dali
- F1274001-300
- F1274006-300
- F1274033-300
- F1274030-300
- F1274018-300

4000K
H 500 mm
Non Dimmable
- F1275001
- F1275006
- F1275033
- F1275030
- F1275018

1-10V
- F1275001-310
- F1275006-310
- F1275033-310
- F1275030-310
- F1275018-310

Dali
- F1275001-300
- F1275006-300
- F1275033-300
- F1275030-300
- F1275018-300

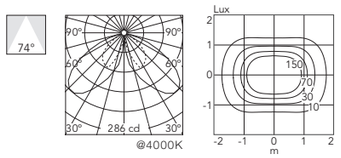

2700K
H 850 mm
Non Dimmable
- F1276001
- F1276006
- F1276033
- F1276030
- F1276018

1-10V
- F1276001-310
- F1276006-310
- F1276033-310
- F1276030-310
- F1276018-310

Dali
- F1276001-300
- F1276006-300
- F1276033-300
- F1276030-300
- F1276018-300

3000K
H 850 mm
Non Dimmable
- F1277001
- F1277006
- F1277033
- F1277030
- F1277018

1-10V
- F1277001-310
- F1277006-310
- F1277033-310
- F1277030-310
- F1277018-310

Dali
- F1277001-300
- F1277006-300
- F1277033-300
- F1277030-300
- F1277018-300

4000K
H 850 mm
Non Dimmable
- F1278001
- F1278006
- F1278033
- F1278030
- F1278018

1-10V
- F1278001-310
- F1278006-310
- F1278033-310
- F1278030-310
- F1278018-310

Dali
- F1278001-300
- F1278006-300
- F1278033-300
- F1278030-300
- F1278018-300

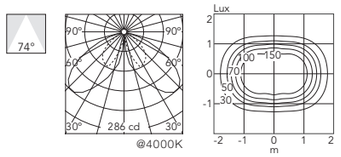

Casting C/T: Accessori / Accessories

Piastra tirafondi.	Base plate with bolt.	Casting 100 F1208000 Casting 150 F1207000	
Conettore tripolare 3/4 vie IP68 (cavi 7-12mm).	3/4 way terminal block 3 poles IP68 (7-12 mm cables).	F990C10000	
Dispositivo di protezione per il sovraccarico. 240 Vac. Corrente massima di scarica 10KA (8/29us). Massima corrente operativa 5A. Adatto per la connessione in serie. IP66.	Surge protection device. 275Vac. Maximum discharge current 10KA (8/20us). Maximum operating current 5A. Suitable for series connection. IP66.	F990E00A000	

Belvedere

Designed by Antonio Citterio assistant Toan Nguyen

Famiglia / Family

Belvedere Clove

Belvedere Spot

Belvedere Spot Wall

Colori / Colours

Belvedere

01 Bianco
01 White

06 Grigio
06 Grey

33 Antracite
33 Anthracite

30 Nero
30 Black



18 Deep brown
18 Deep brown

Descrizione / Description

Belvedere Spot
Famiglia di apparecchi LED per illuminazione da esterno orientabili (doppia rotazione, asse verticale ed orizzontale) per installazione a terra (a pavimento o interrato) e con scatola di alimentazione integrata.

Belvedere Spot Wall
Apparecchio di illuminazione da esterno composto da un proiettore orientabile a 350°±5° sull'asse orizzontale per installazione a parete e con scatola di alimentazione integrata.

Belvedere Clove
Famiglia di apparecchi di illuminazione da esterno composta da versioni con palo di due differenti lunghezze per installazione a terra (a pavimento o interrato) e con scatola di alimentazione integrata.

Si raccomanda l'uso di un sistema di connessione con un grado di protezione maggiore o uguale al grado di protezione dell'apparecchio.

Durante il montaggio e la manutenzione degli apparecchi bisogna prestare particolare attenzione a non danneggiare la verniciatura a polvere.
Un danno combinato all'azione dell'acqua potrebbe provocarne la corrosione.
I prodotti chimici danneggiano la protezione anticorrosione.

Gli apparecchi a LED, possono evidenziare guasti riconducibili a sollecitazioni di natura elettrica che interessano i relativi isolamenti con innesco di scariche elettriche distruttive.
Queste sollecitazioni possono derivare da:
• sovratensioni provenienti dalla rete elettrica di alimentazione dell'impianto/ apparecchi;
• sovratensioni di origine elettrostatica (ESD) provenienti dall'ambiente.
Consigliamo l'installazione di un dispositivo di protezione dalle sovratensioni sull'impianto elettrico che attenua l'intensità di alcuni di questi fenomeni proteggendo gli apparecchi da danni irreversibili. La scelta del dispositivo più idoneo va tarata in base alle caratteristiche dell'impianto.

Belvedere Spot
Family of adjustable outdoor LED lighting luminaires (double rotation, vertical and horizontal axle) suitable for floor installations (ground or buried) and with integrated power supply box.

Belvedere Spot Wall
Outdoor luminaire consisting of an adjustable projector for up to 350°±5° on the horizontal axle suitable for wall installations and with integrated power supply box.

Belvedere Clove
Family of outdoor products consisting of luminaires with a pole of two different heights and suitable for floor installations (ground or buried) and with integrated power supply box.

We recommend using a connection system with a degree of protection greater than or equal to the degree of protection of the luminaire.

During the installation and the maintenance of the fixtures it is important to be careful and avoid damages on the paint coating.
damages on the coating exposed to outdoor conditions or water, could cause corrosion.
Chemical substances affect the anticorrosion covering protection.

For LED fixtures, there is evidence that most of the damages are connected to electrical effects related to the insulations, which cause destructive electrical discharges
These effects are frequently caused by:
• over Voltage coming from the Mains' network where fixture is connected.
• electrostatic discharge (ESD) coming from the environment.
The use of a protective device against the overvoltage on the electrical installation is warmly suggest this helps to reduce the intensity of some of these phenomenon and prevent irreversible damages.
The selection of the type of device to be used must be adjust on the electrical plant.

Belvedere Clove 1

Power Led: 8,4W - 783 lm ≠ FIXT 631 lm - 2700K/CRI 80 - 220-240V / 8,4W - 816 lm ≠ FIXT 657 lm - 3000K/CRI 80 - 220-240V / 8,4W - 873 lm ≠ FIXT 703 lm - 4000K/CRI 80 - 220-240V

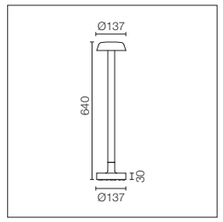

IP 65 · IK 8 · 1,70 Kg · LED INCL

Fonte di alimentazione 220-240V inclusa. Pronto per l'installazione su base rigida. Box per l'installazione a terra da ordinare separatamente. Include morsettiera a 2 vie 3 fasi IP68 (cavo 7-12 mm).
Versione 110V a richiesta.

220-240V power supply included. Ready for installation on rigid base. Box for ground installation to be ordered separately. Included 2 way terminal block 3 phases IP68 (7-12 mm cable).
Version 110V upon request.

2700K
Non Dimmable
- F001A21A001
- F001A21A006
- F001A21A033
- F001A21A030
- F001A21A018

1-10V
- F001A21B001
- F001A21B006
- F001A21B033
- F001A21B030
- F001A21B018

Dali
- F001A21D001
- F001A21D006
- F001A21D033
- F001A21D030
- F001A21D018

3000K
Non Dimmable
- F001A31A001
- F001A31A006
- F001A31A033
- F001A31A030
- F001A31A018

1-10V
- F001A31B001
- F001A31B006
- F001A31B033
- F001A31B030
- F001A31B018

Dali
- F001A31D001
- F001A31D006
- F001A31D033
- F001A31D030
- F001A31D018

4000K
Non Dimmable
- F001A41A001
- F001A41A006
- F001A41A033
- F001A41A030
- F001A41A018

1-10V
- F001A41B001
- F001A41B006
- F001A41B033
- F001A41B030
- F001A41B018

Dali
- F001A41D001
- F001A41D006
- F001A41D033
- F001A41D030
- F001A41D018

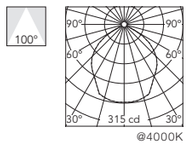

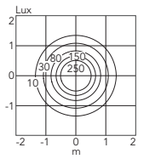

Belvedere Clove 2

Power Led: 8,4W - 783 lm ≠ FIXT 631 lm - 2700K/CRI 80 - 220-240V / 8,4W - 816 lm ≠ FIXT 657 lm - 3000K/CRI 80 - 220-240V / 8,4W - 873 lm ≠ FIXT 703 lm - 4000K/CRI 80 - 220-240V

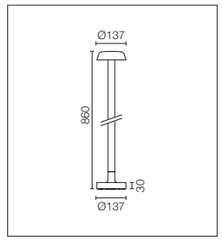

IP 65 · IK 8 · 2,10 Kg · LED INCL

Fonte di alimentazione 220-240V inclusa. Pronto per l'installazione su base rigida. Box per l'installazione a terra da ordinare separatamente. Include morsettiera a 2 vie 3 fasi IP68 (cavo 7-12 mm).
Versione 110V a richiesta.

220-240V power supply included. Ready for installation on rigid base. Box for ground installation to be ordered separately. Included 2 way terminal block 3 phases IP68 (7-12 mm cable).
Version 110V upon request.

2700K
Non Dimmable
- F001B21A001
- F001B21A006
- F001B21A033
- F001B21A030
- F001B21A018

1-10V
- F001B21B001
- F001B21B006
- F001B21B033
- F001B21B030
- F001B21B018

Dali
- F001B21D001
- F001B21D006
- F001B21D033
- F001B21D030
- F001B21D018

3000K
Non Dimmable
- F001B31A001
- F001B31A006
- F001B31A033
- F001B31A030
- F001B31A018

1-10V
- F001B31B001
- F001B31B006
- F001B31B033
- F001B31B030
- F001B31B018

Dali
- F001B31D001
- F001B31D006
- F001B31D033
- F001B31D030
- F001B31D018

4000K
Non Dimmable
- F001B41A001
- F001B41A006
- F001B41A033
- F001B41A030
- F001B41A018

1-10V
- F001B41B001
- F001B41B006
- F001B41B033
- F001B41B030
- F001B41B018

Dali
- F001B41D001
- F001B41D006
- F001B41D033
- F001B41D030
- F001B41D018

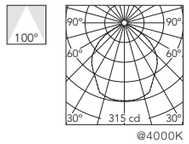

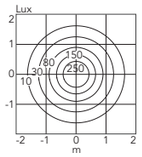

Belvedere Spot F1

Power Led: 6W - 513 lm ≠ *FIXT 425 lm - 2700K/CRI 80 - 220-240V / 6W - 530 lm ≠ *FIXT 440 lm - 3000K/CRI 80 - 220-240V / 6W - 570 lm ≠ *FIXT 473 lm - 4000K/CRI 80 - 220-240V
*FIXT lm = Spot Optic

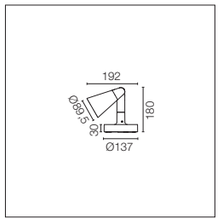

IP 65 · IK 4 · 1,05 Kg · LED INCL

Fonte di alimentazione 220-240V inclusa. Pronto per l'installazione su base rigida. Box per l'installazione a terra da ordinare separatamente. Include morsettiera a 2 vie 3 fasi IP68 (cavo 7-12 mm). Versione dimmerabile 24V disponibile su richiesta.

220-240V power supply included. Ready for installation on rigid base. Box for ground installation to be ordered separately. Included 2 way terminal block 3 phases IP68 (7-12 mm cable). 24V Dimmable version available on request.

2700K
Non Dimmable
- F001C21A001
- F001C21A006
- F001C21A033
- F001C21A030
- F001C21A018

3000K
Non Dimmable
- F001C31A001
- F001C31A006
- F001C31A033
- F001C31A030
- F001C31A018

4000K
Non Dimmable
- F001C41A001
- F001C41A006
- F001C41A033
- F001C41A030
- F001C41A018

10°
SPOT

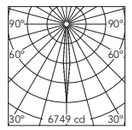

Beam Angle: 10°

h(m)	E(lx)	D(m)
1	6749	0.17
2	1687	0.34
3	750	0.51
4	422	0.68
5	270	0.84

2700K
Non Dimmable
- F001C22A001
- F001C22A006
- F001C22A033
- F001C22A030
- F001C22A018

3000K
Non Dimmable
- F001C32A001
- F001C32A006
- F001C32A033
- F001C32A030
- F001C32A018

4000K
Non Dimmable
- F001C42A001
- F001C42A006
- F001C42A033
- F001C42A030
- F001C42A018

17°
MEDIUM

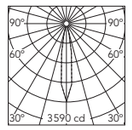

Beam Angle: 17°

h(m)	E(lx)	D(m)
1	3590	0.29
2	897	0.59
3	399	0.88
4	224	1.18
5	144	1.47

2700K
Non Dimmable
- F001C23A001
- F001C23A006
- F001C23A033
- F001C23A030
- F001C23A018

3000K
Non Dimmable
- F001C33A001
- F001C33A006
- F001C33A033
- F001C33A030
- F001C33A018

4000K
Non Dimmable
- F001C43A001
- F001C43A006
- F001C43A033
- F001C43A030
- F001C43A018

28°
FLOOD

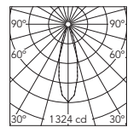

Beam Angle: 28°

h(m)	E(lx)	D(m)
1	1324	0.50
2	331	1.01
3	147	1.51
4	83	2.01
5	53	2.51

Belvedere Spot F2

Power Led: 6W - 513 lm ≠ *FIXT 425 lm - 2700K/CRI 80 - 220-240V / 6W - 530 lm ≠ *FIXT 440 lm - 3000K/CRI 80 - 220-240V / 6W - 570 lm ≠ *FIXT 473 lm - 4000K/CRI 80 - 220-240V
*FIXT lm = Spot Optic

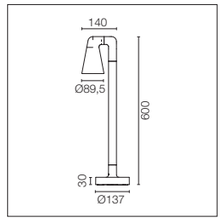

IP 65 | IK 4 | 1,70 Kg | LED INCL.

Fonte di alimentazione 220-240V inclusa. Pronto per l'installazione su base rigida. Box per l'installazione a terra da ordinare separatamente. Include morsettiera a 2 vie 3 fasi IP68 (cavo 7-12 mm).
Versione 110V a richiesta.

220-240V power supply included. Ready for installation on rigid base. Box for ground installation to be ordered separately. Included 2 way terminal block 3 phases IP68 (7-12 mm cable).
Version 110V upon request.

2700K
Non Dimmable
- ○ F001D21A001
- ● F001D21A006
- ● F001D21A033
- ● F001D21A030
- ● F001D21A018

1-10V
- ○ F001D21B001
- ● F001D21B006
- ● F001D21B033
- ● F001D21B030
- ● F001D21B018

3000K
Non Dimmable
- ○ F001D31A001
- ● F001D31A006
- ● F001D31A033
- ● F001D31A030
- ● F001D31A018

1-10V
- ○ F001D31B001
- ● F001D31B006
- ● F001D31B033
- ● F001D31B030
- ● F001D31B018

4000K
Non Dimmable
- ○ F001D41A001
- ● F001D41A006
- ● F001D41A033
- ● F001D41A030
- ● F001D41A018

1-10V
- ○ F001D41B001
- ● F001D41B006
- ● F001D41B033
- ● F001D41B030
- ● F001D41B018

10° SPOT

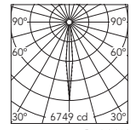

@4000K

Beam Angle: 10°

h(m)	E(lx)	D(m)
1	6749	0.17
2	1687	0.34
3	750	0.51
4	422	0.68
5	270	0.84

2700K
Non Dimmable
- ○ F001D22A001
- ● F001D22A006
- ● F001D22A033
- ● F001D22A030
- ● F001D22A018

1-10V
- ○ F001D22B001
- ● F001D22B006
- ● F001D22B033
- ● F001D22B030
- ● F001D22B018

3000K
Non Dimmable
- ○ F001D32A001
- ● F001D32A006
- ● F001D32A033
- ● F001D32A030
- ● F001D32A018

1-10V
- ○ F001D32B001
- ● F001D32B006
- ● F001D32B033
- ● F001D32B030
- ● F001D32B018

4000K
Non Dimmable
- ○ F001D42A001
- ● F001D42A006
- ● F001D42A033
- ● F001D42A030
- ● F001D42A018

1-10V
- ○ F001D42B001
- ● F001D42B006
- ● F001D42B033
- ● F001D42B030
- ● F001D42B018

17° MEDIUM

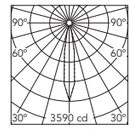

@4000K

Beam Angle: 17°

h(m)	E(lx)	D(m)
1	3590	0.29
2	897	0.59
3	399	0.88
4	224	1.18
5	144	1.47

2700K
Non Dimmable
- ○ F001D23A001
- ● F001D23A006
- ● F001D23A033
- ● F001D23A030
- ● F001D23A018

1-10V
- ○ F001D23B001
- ● F001D23B006
- ● F001D23B033
- ● F001D23B030
- ● F001D23B018

3000K
Non Dimmable
- ○ F001D33A001
- ● F001D33A006
- ● F001D33A033
- ● F001D33A030
- ● F001D33A018

1-10V
- ○ F001D33B001
- ● F001D33B006
- ● F001D33B033
- ● F001D33B030
- ● F001D33B018

4000K
Non Dimmable
- ○ F001D43A001
- ● F001D43A006
- ● F001D43A033
- ● F001D43A030
- ● F001D43A018

1-10V
- ○ F001D43B001
- ● F001D43B006
- ● F001D43B033
- ● F001D43B030
- ● F001D43B018

28° FLOOD

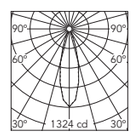

@4000K

Beam Angle: 28°

h(m)	E(lx)	D(m)
1	1324	0.50
2	331	1.01
3	147	1.51
4	83	2.01
5	53	2.51

Belvedere Spot F3

Power Led: 6W - 513 lm ≠ *FIXT 425 lm - 2700K/CRI 80 - 220-240V / 6W - 530 lm ≠ *FIXT 440 lm - 3000K/CRI 80 - 220-240V / 6W - 570 lm ≠ *FIXT 473 lm - 4000K/CRI 80 - 220-240V
*FIXT lm = Spot Optic

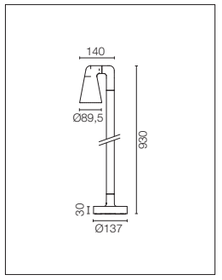

IP 65 | IK 4 | 2,10 Kg | LED INCL.

Fonte di alimentazione 220-240V inclusa. Pronto per l'installazione su base rigida. Box per l'installazione a terra da ordinare separatamente. Include morsettiera a 2 vie 3 fasi IP68 (cavo 7-12 mm).
Versione 110V a richiesta.

220-240V power supply included. Ready for installation on rigid base. Box for ground installation to be ordered separately. Included 2 way terminal block 3 phases IP68 (7-12 mm cable).
Version 110V upon request.

2700K
Non Dimmable
- ○ F001E21A001
- ● F001E21A006
- ● F001E21A033
- ● F001E21A030
- ● F001E21A018

1-10V
- ○ F001E21B001
- ● F001E21B006
- ● F001E21B033
- ● F001E21B030
- ● F001E21B018

Dali
- ○ F001E21D001
- ● F001E21D006
- ● F001E21D033
- ● F001E21D030
- ● F001E21D018

3000K
Non Dimmable
- ○ F001E31A001
- ● F001E31A006
- ● F001E31A033
- ● F001E31A030
- ● F001E31A018

1-10V
- ○ F001E31B001
- ● F001E31B006
- ● F001E31B033
- ● F001E31B030
- ● F001E31B018

Dali
- ○ F001E31D001
- ● F001E31D006
- ● F001E31D033
- ● F001E31D030
- ● F001E31D018

4000K
Non Dimmable
- ○ F001E41A001
- ● F001E41A006
- ● F001E41A033
- ● F001E41A030
- ● F001E41A018

1-10V
- ○ F001E41B001
- ● F001E41B006
- ● F001E41B033
- ● F001E41B030
- ● F001E41B018

Dali
- ○ F001E41D001
- ● F001E41D006
- ● F001E41D033
- ● F001E41D030
- ● F001E41D018

10° SPOT

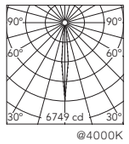

@4000K

Beam Angle: 10°

h(m)	E(lx)	D(m)
1	6749	0.17
2	1687	0.34
3	750	0.51
4	422	0.68
5	270	0.84

2700K
Non Dimmable
- ○ F001E22A001
- ● F001E22A006
- ● F001E22A033
- ● F001E22A030
- ● F001E22A018

1-10V
- ○ F001E22B001
- ● F001E22B006
- ● F001E22B033
- ● F001E22B030
- ● F001E22B018

Dali
- ○ F001E22D001
- ● F001E22D006
- ● F001E22D033
- ● F001E22D030
- ● F001E22D018

3000K
Non Dimmable
- ○ F001E32A001
- ● F001E32A006
- ● F001E32A033
- ● F001E32A030
- ● F001E32A018

1-10V
- ○ F001E32B001
- ● F001E32B006
- ● F001E32B033
- ● F001E32B030
- ● F001E32B018

Dali
- ○ F001E32D001
- ● F001E32D006
- ● F001E32D033
- ● F001E32D030
- ● F001E32D018

4000K
Non Dimmable
- ○ F001E42A001
- ● F001E42A006
- ● F001E42A033
- ● F001E42A030
- ● F001E42A018

1-10V
- ○ F001E42B001
- ● F001E42B006
- ● F001E42B033
- ● F001E42B030
- ● F001E42B018

Dali
- ○ F001E42D001
- ● F001E42D006
- ● F001E42D033
- ● F001E42D030
- ● F001E42D018

17° MEDIUM

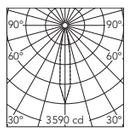

@4000K

Beam Angle: 17°

h(m)	E(lx)	D(m)
1	3590	0.29
2	897	0.59
3	399	0.88
4	224	1.18
5	144	1.47

2700K
Non Dimmable
- ○ F001E23A001
- ● F001E23A006
- ● F001E23A033
- ● F001E23A030
- ● F001E23A018

1-10V
- ○ F001E23B001
- ● F001E23B006
- ● F001E23B033
- ● F001E23B030
- ● F001E23B018

Dali
- ○ F001E23D001
- ● F001E23D006
- ● F001E23D033
- ● F001E23D030
- ● F001E23D018

3000K
Non Dimmable
- ○ F001E33A001
- ● F001E33A006
- ● F001E33A033
- ● F001E33A030
- ● F001E33A018

1-10V
- ○ F001E33B001
- ● F001E33B006
- ● F001E33B033
- ● F001E33B030
- ● F001E33B018

Dali
- ○ F001E33D001
- ● F001E33D006
- ● F001E33D033
- ● F001E33D030
- ● F001E33D018

4000K
Non Dimmable
- ○ F001E43A001
- ● F001E43A006
- ● F001E43A033
- ● F001E43A030
- ● F001E43A018

1-10V
- ○ F001E43B001
- ● F001E43B006
- ● F001E43B033
- ● F001E43B030
- ● F001E43B018

Dali
- ○ F001E43D001
- ● F001E43D006
- ● F001E43D033
- ● F001E43D030
- ● F001E43D018

28° FLOOD

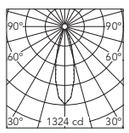

@4000K

Beam Angle: 28°

h(m)	E(lx)	D(m)
1	1324	0.50
2	331	1.01
3	147	1.51
4	83	2.01
5	53	2.51

Belvedere Spot Pick

Power Led: 6W - 513 lm ≠ *FIXT 425 lm - 2700K/CRI 80 - 220-240V / 6W - 530 lm ≠ *FIXT 440 lm - 3000K/CRI 80 - 220-240V / 6W - 570 lm ≠ *FIXT 473 lm - 4000K/CRI 80 - 220-240V
*FIXT lm = Spot Optic

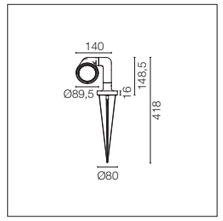

IP 65
IK 4
1,05 Kg
LED INCL.

Fonte di alimentazione 220-240V inclusa. Include morsettiera a 2 vie 3 fasi IP68 (cavo 7-12 mm). Versione dimmerabile 24V disponibile su richiesta.
Versione 110V a richiesta.

220-240V power supply included. Included 2 way terminal block 3 phases IP68 (7-12 mm cable). 24V Dimmable version available on request.
Version 110V upon request.

2700K
Non Dimmable
- ○ F001F21A001
- ● F001F21A006
- ● F001F21A033
- ● F001F21A030
- ● F001F21A018

3000K
Non Dimmable
- ○ F001F31A001
- ● F001F31A006
- ● F001F31A033
- ● F001F31A030
- ● F001F31A018

4000K
Non Dimmable
- ○ F001F41A001
- ● F001F41A006
- ● F001F41A033
- ● F001F41A030
- ● F001F41A018

10° SPOT

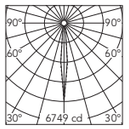

@4000K

Beam Angle: 10°

h(m)	E(lx)	D(m)
1	6749	0.17
2	1687	0.34
3	750	0.51
4	422	0.68
5	270	0.84

2700K
Non Dimmable
- ○ F001F22A001
- ● F001F22A006
- ● F001F22A033
- ● F001F22A030
- ● F001F22A018

3000K
Non Dimmable
- ○ F001F32A001
- ● F001F32A006
- ● F001F32A033
- ● F001F32A030
- ● F001F32A018

4000K
Non Dimmable
- ○ F001F42A001
- ● F001F42A006
- ● F001F42A033
- ● F001F42A030
- ● F001F42A018

17° MEDIUM

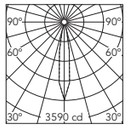

@4000K

Beam Angle: 17°

h(m)	E(lx)	D(m)
1	3590	0.29
2	897	0.59
3	399	0.88
4	224	1.18
5	144	1.47

2700K
Non Dimmable
- ○ F001F23A001
- ● F001F23A006
- ● F001F23A033
- ● F001F23A030
- ● F001F23A018

3000K
Non Dimmable
- ○ F001F33A001
- ● F001F33A006
- ● F001F33A033
- ● F001F33A030
- ● F001F33A018

4000K
Non Dimmable
- ○ F001F43A001
- ● F001F43A006
- ● F001F43A033
- ● F001F43A030
- ● F001F43A018

28° FLOOD

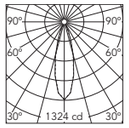

@4000K

Beam Angle: 28°

h(m)	E(lx)	D(m)
1	1324	0.50
2	331	1.01
3	147	1.51
4	83	2.01
5	53	2.51

Belvedere Spot Wall

Power Led: 6W - 513 lm ≠ *FIXT 425 lm - 2700K/CRI 80 - 220-240V / 6W - 530 lm ≠ *FIXT 440 lm - 3000K/CRI 80 - 220-240V / 6W - 570 lm ≠ *FIXT 473 lm - 4000K/CRI 80 - 220-240V
*FIXT lm = Spot Optic

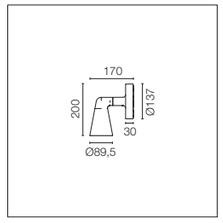

IP 65
IK 4
0,90 Kg
LED INCL.

Attacco diretto a parete. Fonte di alimentazione 220-240V inclusa. Include morsettiera a 2 vie 3 fasi IP68 (cavo 7-12 mm). Versione dimmerabile 24V disponibile su richiesta.

Direct wall attachment. 220-240V power supply included. Included 2 way terminal block 3 phases IP68 (7-12 mm cable). 24V Dimmable version available on request.

2700K
Non Dimmable
- ○ F001G21A001
- ● F001G21A006
- ● F001G21A033
- ● F001G21A030
- ● F001G21A018

3000K
Non Dimmable
- ○ F001G31A001
- ● F001G31A006
- ● F001G31A033
- ● F001G31A030
- ● F001G31A018

4000K
Non Dimmable
- ○ F001G41A001
- ● F001G41A006
- ● F001G41A033
- ● F001G41A030
- ● F001G41A018

10° SPOT

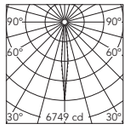

@4000K

Beam Angle: 10°

h(m)	E(lx)	D(m)
1	6749	0.17
2	1687	0.34
3	750	0.51
4	422	0.68
5	270	0.84

2700K
Non Dimmable
- ○ F001G22A001
- ● F001G22A006
- ● F001G22A033
- ● F001G22A030
- ● F001G22A018

3000K
Non Dimmable
- ○ F001G32A001
- ● F001G32A006
- ● F001G32A033
- ● F001G32A030
- ● F001G32A018

4000K
Non Dimmable
- ○ F001G42A001
- ● F001G42A006
- ● F001G42A033
- ● F001G42A030
- ● F001G42A018

17° MEDIUM

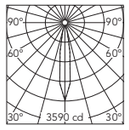

@4000K

Beam Angle: 17°

h(m)	E(lx)	D(m)
1	3590	0.29
2	897	0.59
3	399	0.88
4	224	1.18
5	144	1.47

2700K
Non Dimmable
- ○ F001G23A001
- ● F001G23A006
- ● F001G23A033
- ● F001G23A030
- ● F001G23A018

3000K
Non Dimmable
- ○ F001G33A001
- ● F001G33A006
- ● F001G33A033
- ● F001G33A030
- ● F001G33A018

4000K
Non Dimmable
- ○ F001G43A001
- ● F001G43A006
- ● F001G43A033
- ● F001G43A030
- ● F001G43A018

28° FLOOD

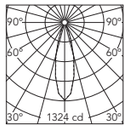

@4000K

Beam Angle: 28°

h(m)	E(lx)	D(m)
1	1324	0.50
2	331	1.01
3	147	1.51
4	83	2.01
5	53	2.51

Belvedere: Accessori / Accessories

Scatola per l'installazione a terra.	Box for ground installation.	Belvedere Spot / Clove F001Z020000	
Visiera spot.	Spot visor.	Belvedere Spot F001Z010000	
Visiera spot con "honeycomb".	Spot visor with honeycomb.	Belvedere Spot F001Z030000	
Visiera spot con "flood".	Spot visor with flood lens.	Belvedere Spot F001Z040000	
Dispositivo di protezione per il sovraccarico. 240 Vac. Corrente massima di scarica 10KA (8/29us). Massima corrente operativa 5A. Adatto per la connessione in serie. IP66.	Surge protection device. 275Vac. Maximum discharge current 10KA (8/20us). Maximum operating current 5A. Suitable for series connection. IP66.	Belvedere Spot / Clove / Wall F990E00A000	 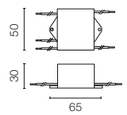

Designed by Tim Derhaag

Famiglia / Family

Colori / Colours

45

30 Nero
30 Black

54 Alluminio anodizzato
54 Anodized aluminium

Descrizione / Description

Famiglia di apparecchi di illuminazione da esterno con testa orientabile in tre posizioni, 0º, 45º e 90º.
Sorgente luminosa power LED.
Corpo, testa e fondello in lega di alluminio 6010 anti-corodal estrusa con protezione fosfocromata anticorrosione.
Riflettori in alluminio 46100 pressofuso con finitura superficiale ottenuta mediante procedimento di alluminizzazione sotto vuoto.
Diffusori disponibili in bianco opaco o finitura trasparente per rispondere ad esigenze di elevata efficienza.
I materiali plastici utilizzati (PC o APEC) sono stampati ad iniezione e stabilizzati UV.
Il giunto meccanico è dotato di due flangie in lega di alluminio 46100 pressofuse con protezione anticorrosione in alodina gialla, due elementi a frizione rispettivamente in resina acetale stampata ad iniezione (POM) e lana di vetro 30% nylon.
Accessori in elastomeri di silicone. Le viti esterne esposte ad eventi meteorologici sono realizzate in acciaio inossidabile (AISI 316). Gli accessori includono schermi antiabbagliamento in Zamak 12 pressofuso con protezione anticorrosione in alodina gialla e finitura in polvere epossidica di colore nero opaco, i quali modificano l'angolo di uscita del raggio di luce per non arrecare disturbo alla vista.
È possibile bloccare la testa di ciascun apparecchio nella posizione scelta.

Si raccomanda l'uso di un sistema di connessione con un grado di protezione maggiore o uguale al grado di protezione dell'apparecchio.

Durante il montaggio e la manutenzione degli apparecchi bisogna prestare particolare attenzione a non danneggiare la verniciatura a polvere.
Un danno combinato all'azione dell'acqua potrebbe provocarne la corrosione.
I prodotti chimici danneggiano la protezione anticorrosione.

Gli apparecchi a LED, possono evidenziare guasti riconducibili a sollecitazioni di natura elettrica che interessano i relativi isolamenti con innesco di scariche elettriche distruttive.
Queste sollecitazioni possono derivare da:
• sovratensioni provenienti dalla rete elettrica di alimentazione dell'impianto/apparecchi;
• sovratensioni di origine elettrostatica (ESD) provenienti dall'ambiente.
Consigliamo l'installazione di un dispositivo di protezione dalle sovratensioni sull'impianto elettrico che attenua l'intensità di alcuni di questi fenomeni proteggendo gli apparecchi da danni irreversibili. La scelta del dispositivo più idoneo va tarata in base alle caratteristiche dell'impianto.

Family of outdoor luminaires with swivelling head in three positions, 0º, 45º and 90º.
LED power light source power.
Body, head and base are extruded anticorodal 6010 aluminum alloy with phosphochromated protection against corrosion.
Reflectors in die-cast 46100 aluminum with a surface finish obtained by means of a vacuum aluminization process.
The diffusers are available in opal white or in transparent finish whenever high efficiency is required.
The plastic materials used (PC or APEC) are injection-molded and UV-stabilized.
The mechanical joint has two die-cast 46100 aluminum alloy flanges with yellow alodine non-corrosive protection, two friction elements made respectively of injection-molded acetal resin (POM) and 30% nylon glass wool.
Silicone elastomer fittings. The external screws, which are exposed to weather conditions, are in stainless steel (AISI 316).
Accessories include anti-glare screens in diecast Zamak 12 with non-corrosive yellow alodine protection and matte black epoxy powdercoat finish, which modify the angle at which the beam of light leaves the luminaire for enhanced visual comfort.
The head of each luminaire can be locked at the chosen position.

We recommend using a connection system with a degree of protection greater than or equal to the degree of protection of the luminaire.

During the installation and the maintenance of the fixtures it is important to be careful and avoid damages on the paint coating.
damages on the coating exposed to outdoor conditions or water, could cause corrosion.
Chemical substances affect the anticorrosion covering protection.

For LED fixtures, there is evidence that most of the damages are connected to electrical effects related to the insulations, which cause destructive electrical discharges
These effects are frequently caused by:
• over Voltage coming from the Mains' network where fixture is connected.
• electrostatic discharge (ESD) coming from the environment.
The use of a protective device against the overvoltage on the electrical installation is warmly suggest this helps to reduce the intensity of some of these phenomenon and prevent irreversible damages.
The selection of the type of device to be used must be adjust on the electrical plant.

45 Adj Led 1

Power Led: 9W - 540 lm - 3000K/CRI 80

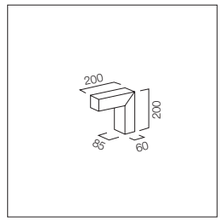

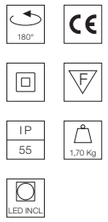

Completare con diffusori obbligatori.

To be completed with the required diffusers.

- F0070030
- F0070054

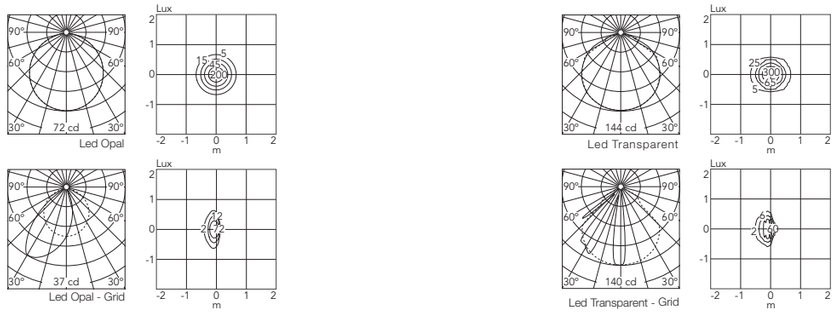

45 Adj Led 2

Power Led: 9W - 540 lm - 3000K/CRI 80

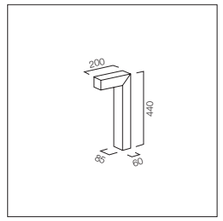

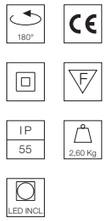

Completare con diffusori obbligatori.

To be completed with the required diffusers.

- F0071030
- F0071054

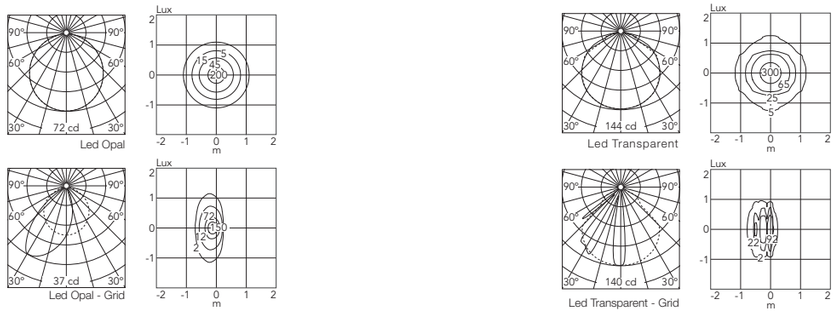

45 Adj Led 3

Power Led: 9W - 540 lm - 3000K/CRI 80

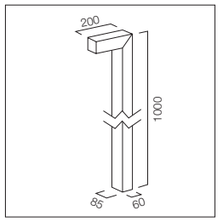

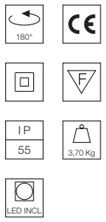

Completare con diffusori obbligatori.

To be completed with the required diffusers.

- F0072030
- F0072054

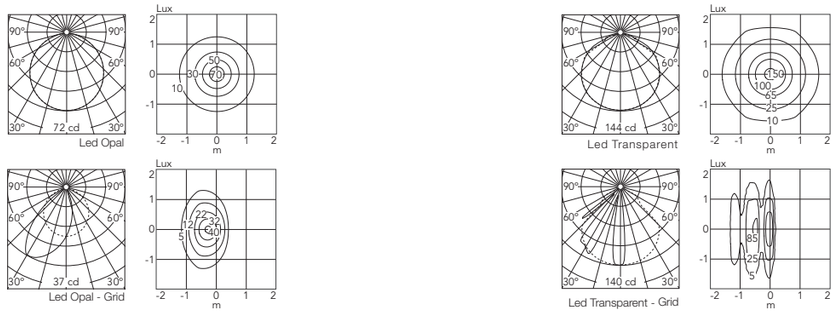

Accessori / Accessories

Diffusore ad alto comfort.	High comfort diffuser.	F0074071	
Diffusore ad alto rendimento.	High performance diffuser.	F0074000	
Griglia bassa luminanza.	Low light grid.	F0056030	
Palo da interrare.	Pole to be placed in the ground.	F0057000	
Flangia da cementare.	Flange to be cemented.	F0058000	
Dispositivo di protezione per il sovraccarico. 240 Vac. Corrente massima di scarica 10KA (8/29us). Massima corrente operativa 5A. Adatto per la connessione in serie. IP66.	Surge protection device. 275Vac. Maximum discharge current 10KA (8/20us). Maximum operating current 5A. Suitable for series connection. IP66.	F990E00A000	

Lighting in the Rain

Designed by Philippe Starck

Famiglia / Family

Colori / Colours

Lighting in the Rain



22 Panama
22 Panama



41 Green Wall
41 Green Wall

Descrizione / Description

KTribe F3 Outdoor
Lampada da Terra a luce diffusa per uso esterno. Base e supporto asta in alluminio pressofuso, asta in alluminio estruso.
Le parti strutturali dell'apparecchio vengono trattate con procedimento galvanico al fine di una efficiente resistenza agli agenti atmosferici. Finitura cromo. Diffusore interno e supporto portalampada in policarbonato stampato ad iniezione. Diffusore esterno ottenuto mediante intrecci di tubolari di PVC colorato, telaio interno in barre di alluminio fosfocromatato e verniciato poliestere. Contrappeso in acciaio trattato mediante procedimento di cataforesi, sempre per garantire una efficiente resistenza agli agenti atmosferici. Cover diffusore esterno in alluminio pressofuso fosfocromatato verniciato.

Romeo C3 Outdoor
Apparecchio di illuminazione da esterno per installazioni a plafone, a luce diretta e diffusa. Diffusore esterno ottenuto mediante intrecci di tubolari di PVC colorato, su telaio interno in tubolare di alluminio fosfocromatato e verniciato poliestere. Diffusore interno in policarbonato termoformato sottovuoto di colore opal e rimovibile dall'utente, senza l'uso di attrezzi per la sostituzione della lampada. Supporto diffusore in lega di alluminio pressofuso, anodizzato e verniciato di colore grigio a liquido. Attacco a plafone in lega di alluminio presso fusa con finitura brillantata. Rosone di copertura in policarbonato (PC) stampato ad iniezione. Stelo in acciaio INOX lega 316L – lucidato.
Al fine di una efficiente resistenza agli agenti atmosferici, tutti i particolari verniciati vengono trattati con procedimento "galvanico" anticorrosione di fosfocromatatura.

Superarchimoon Outdoor
Lampada da terra per esterni a luce diretta e diffusa. Diffusore esterno ottenuto mediante intrecci di tubolari di PVC colorato, su telaio interno in tubolare di alluminio fosfocromatato e verniciato poliestere. Diffusore interno in policarbonato opale stampato ad iniezione.
Le parti strutturali dell'apparecchio (Sostegno base, supporto diffusori, bracci, forcelle, leve e tiranti) vengono trattate con procedimento galvanico al fine di una efficiente resistenza agli agenti atmosferici.
Il corpo è verniciato di colore grigio. Le molle e le principali componenti meccaniche dell'apparecchio sono realizzate in materiali specifici sempre per una efficiente resistenza agli agenti atmosferici.
L'apparecchio non prevede alcun sistema per le funzioni ON/OFF e la regolazione del flusso luminoso ma presenta un cavo di alimentazione bipolare trasparente di lunghezza utile 10 metri. L'apparecchio è dotato inoltre di scatola di derivazione per un cablaggio adatto alle applicazioni per esterno.

Si raccomanda l'uso di un sistema di connessione con un grado di protezione maggiore o uguale al grado di protezione dell'apparecchio.

KTribe F3 Outdoor
Floor lamp emitting diffused light for outdoor use. Die-cast aluminum base and pole support. Galvanized treatment of the structural parts to enhance their resistance to atmospheric agents. Chrome finish. Injection-molded polycarbonate internal diffuser and bulb-holder. External diffuser made from braided colored PVC tubes and inner frame from polyester-painted phospho-chromated aluminum tubes. Steel cataphoresis treated counterweight for effective weather resistance. Painted phosphor-chromated die-cast aluminum external diffuser cover.

Romeo C3 Outdoor
Suspension luminaire for outdoor use providing direct and diffused light. External diffuser obtained from braided colored PVC tubes, internal frame in polyester-painted phospho-chromated aluminum tubes. Inner diffuser in opal-colored, vacuum-formed polycarbonate which is removable for bulb change without the use of tools. Diffuser support in anodized die-cast aluminum alloy, liquid grey painted. Die-cast aluminum alloy ceiling fitting with polished finish. Injection-molded polycarbonate (PC) cover rose. 316L stainless steel pole – polished.
In order to obtain good weather resistance, all the painted details have undergone a "galvanization" with phospho-chromate treatment for enhanced corrosion resistance.

Superarchimoon Outdoor
Floor lamp for outdoor use providing direct and diffused light. External diffuser obtained from braided colored PVC tubes, internal frame in polyester-painted phospho-chromated aluminum tubular internal frame. Internal diffuser in injection-molded opal polycarbonate.
The structural parts of the luminaire (base support, diffusers support, arms, brackets, levers and tie rods) have been treated with a galvanizing process for enhanced weather resistance. The body is painted in grey. Springs and main mechanical components are also made with special materials for good weather resistance.
The luminaire has no ON/OFF switch or luminous flux adjustment, but has a 10 mt transparent bipolar feeding cord. The luminaire also is equipped with a junction box suitable for outdoor applications.

We recommend using a connection system with a degree of protection greater than or equal to the degree of protection of the luminaire.

Romeo Outdoor C3 Pvc 710 mm

HSGS: 1x205W or **1 LED:** 21W - 2450 lm - 3000K

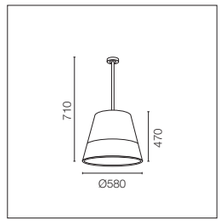

7,30 Kg

IP 55

A⁺ → E

Fonte luminosa esclusa.

Light source not included.

- F6468022
- F6468041

78°

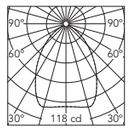

Panama

Beam Angle:	78°	
h(m)	E(lx)	D(m)
1	118	1.63
2	30	3.26
3	13	4.89
4	7	6.53
5	5	8.16

74°

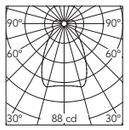

Green Wall

Beam Angle:	74°	
h(m)	E(lx)	D(m)
1	88	1.50
2	22	3.01
3	10	4.51
4	6	6.02
5	4	7.52

Romeo Outdoor C3 Pvc 910 mm

HSGS: 1x205W or **1 LED:** 21W - 2450 lm - 3000K

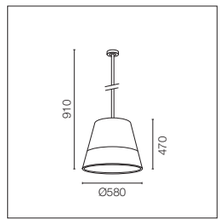

7,50 Kg

IP 55

A⁺ → E

Fonte luminosa esclusa.

Light source not included.

- F6469022
- F6469041

78°

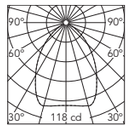

Panama

Beam Angle:	78°	
h(m)	E(lx)	D(m)
1	118	1.63
2	30	3.26
3	13	4.89
4	7	6.53
5	5	8.16

74°

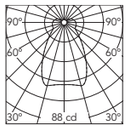

Green Wall

Beam Angle:	74°	
h(m)	E(lx)	D(m)
1	88	1.50
2	22	3.01
3	10	4.51
4	6	6.02
5	4	7.52

KTribe F3 Outdoor

HSGS: 1x205W or **1 LED:** 21W - 2450 lm - 3000K Dimming

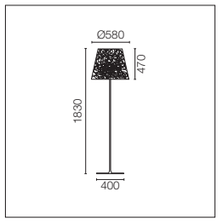

23,00 Kg

IP 55

A⁺ → E

Fonte luminosa esclusa.

Light source not included.

- F6268022
- F6268041

85°

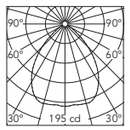

Panama

Beam Angle:	85°	
h(m)	E(lx)	D(m)
1	195	1.82
2	49	3.64
3	22	5.46
4	12	7.28
5	8	9.10

82°

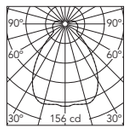

Green Wall

Beam Angle:	82°	
h(m)	E(lx)	D(m)
1	156	1.74
2	39	3.49
3	17	5.23
4	10	6.98
5	6	8.72

Superarchimoon Outdoor

HSGS: 1x205W or **1 LED:** 21W - 2450 lm - 3000K

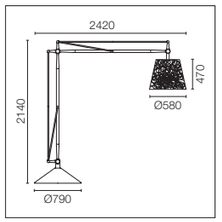

161,70 Kg

IP 55

A⁺ → E

Fonte luminosa esclusa.

Light source not included.

- F6367022
- F6367041

78°

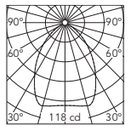

Panama

Beam Angle:	78°	
h(m)	E(lx)	D(m)
1	118	1.63
2	30	3.26
3	13	4.89
4	7	6.53
5	5	8.16

74°

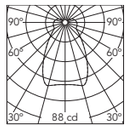

Green Wall

Beam Angle:	74°	
h(m)	E(lx)	D(m)
1	88	1.50
2	22	3.01
3	10	4.51
4	6	6.02
5	4	7.52

Camouflage

Designed by Piero Lissoni

Famiglia / Family



Colori / Colours

Camouflage

89 Cemento
89 Concrete

90 Pietra crema d'orcia
90 Crema d'orcia stone

87 Pietra basaltina
87 Basaltina stone

00 Primer
00 Primer

01 Bianco
01 White

06 Grigio
06 Grey

33 Antracite
33 Anthracite

30 Nero
30 Black

18 Deep brown
18 Deep brown

Descrizione / Description

Collezione di prodotti da esterno, per installazione a parete con fonte di luce a LED.
Corpo dissipante in alluminio con diffusore in policarbonato trasparente.
Le finiture pietra Crema D'Orcia e Basaltina sono realizzate fissando mediante collante ad altissima resistenza una placca di pietra creata attraverso processo di lavorazione meccanica dal pieno.
La finitura calcestruzzo è realizzata fissando mediante collante monocomponente ad altissima resistenza una placca realizzata in cemento colato rinforzato con fibra di vetro. La versione Primer va verniciata dopo l'installazione con normali colorazioni a base acquosa (tempere, stucchi, vernici ad acqua) per garantire la massima omogeneità con l'architettura. Le versioni in alluminio sono finite con un rivestimento ad alta resistenza: dopo un trattamento di sabbiatura di tutti componenti per rendere la superficie porosa e garantire una maggiore adesione della vernice, è applicato il rivestimento esterno con un doppio strato con polveri secondo lo standard QUALICOAT. Il primo strato di polvere epossidica dà resistenza chimica e meccanica, il secondo strato di finitura di polvere poliestere assicura resistenza ai raggi UV ed agli agenti atmosferici.
Le superfici verniciate sono trattate con lavaggi alcalini e acidi, risciacquate con acqua demineralizzata, e sottoposte a un trattamento di conversione chimica per proteggere contro l'ossidazione.
Previa valutazione commerciale e tecnica, è possibile realizzare versioni personalizzate con altri materiali a richiesta.

Collection of products for outdoor use, for wall installation with LED light source
Dissipating aluminum body with diffuser in transparent polycarbonate.
The Crema d'Orcia and Basaltina stone finishes are made by fastening high-strength, high-resistance adhesive to a stone plate created by means of mechanical machining from a solid block.
The concrete finishing is made by fastening a poured cement plate reinforced with fiberglass using a single component high strength, high-resistance adhesive. The Primer version is painted after installation with normal water-based colors (tempera, stucco, water-based paints) to ensure maximum uniformity with the architecture.
The aluminum versions are finished with a high-resistance coating: after a sandblasting treatment of all components to make the surface porous and ensure a greater adhesion of the paint, the external coating is applied with a double layer with epoxy powders according to the QUALICOAT standard.
The first layer of epoxy powder gives chemical and mechanical resistance, the second finishing layer of polyester powder ensures resistance to UV rays and atmospheric agents.
The painted surfaces are treated with alkaline and acidic washes, then rinsed with demineralized water, subjected to a chemical conversion treatment to protect against oxidation.
Upon commercial and technical evaluation, it is possible to create customized versions with other materials on request.

Si raccomanda l'uso di un sistema di connessione con un grado di protezione maggiore o uguale al grado di protezione dell'apparecchio.

Durante il montaggio e la manutenzione degli apparecchi bisogna prestare particolare attenzione a non danneggiare la verniciatura a polvere.
Un danno combinato all'azione dell'acqua potrebbe provocarne la corrosione.
I prodotti chimici danneggiano la protezione anticorrosione.

Gli apparecchi a LED, possono evidenziare guasti riconducibili a sollecitazioni di natura elettrica che interessano i relativi isolamenti con innesco di scariche elettriche distruttive.
Queste sollecitazioni possono derivare da:
• sovratensioni provenienti dalla rete elettrica di alimentazione dell'impianto/apparecchi;
• sovratensioni di origine elettrostatica (ESD) provenienti dall'ambiente.
Consigliamo l'installazione di un dispositivo di protezione dalle sovratensioni sull'impianto elettrico che attenua l'intensità di alcuni di questi fenomeni proteggendo gli apparecchi da danni irreversibili.
La scelta del dispositivo più idoneo va tarata in base alle caratteristiche dell'impianto.

We recommend using a connection system with a degree of protection greater than or equal to the degree of protection of the luminaire.

During the installation and the maintenance of the fixtures it is important to be careful and avoid damages on the paint coating.
damages on the coating exposed to outdoor conditions or water, could cause corrosion.
Chemical substances affect the anticorrosion covering protection.

For LED fixtures, there is evidence that most of the damages are connected to electrical effects related to the insulations, which cause destructive electrical discharges
These effects are frequently caused by:
• over Voltage coming from the Mains' network where fixture is connected.
• electrostatic discharge (ESD) coming from the environment.
The use of a protective device against the overvoltage on the electrical installation is warmly suggest this helps to reduce the intensity of some of these phenomenon and prevent irreversible damages.
The selection of the type of device to be used must be adjust on the electrical plant.

Camouflage 140

Mid-Power Led: 8W - 786 lm ≠ FIXT 474 lm - 2700K/CRI 80 - 24V / 8W - 913 lm ≠ FIXT 551 lm - 3000K/CRI 80 - 24V / 8W - 960 lm ≠ FIXT 579 lm - 4000K/CRI 80 - 24V

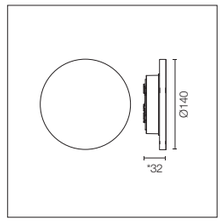

Fonte di alimentazione 24V non inclusa. Include cavo di alimentazione di 100 mm. Il driver può essere installato in remoto (cassaforma non necessaria) o alloggiato posteriormente all'apparecchio mediante apposita cassaforma opzionale.

24V power source not included. Includes power cable of 100 mm. The driver can be installed remotely (installation box not required) or housed at the back of the luminaire by means of a suitable optional remote housing.

*Concrete, crema d'orcia, basaltina H = 35 mm.

2700K
- F1310089
- F1310090
- F1310087
- F1310000
- F1310001
- F1310006
- F1310033
- F1310030
- F1310018

3000K
- F1311089
- F1311090
- F1311087
- F1311000
- F1311001
- F1311006
- F1311033
- F1311030
- F1311018

4000K
- F1312089
- F1312090
- F1312087
- F1312000
- F1312001
- F1312006
- F1312033
- F1312030
- F1312018

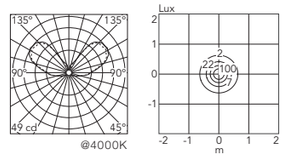

Dimmable 1-10V with code RF25750
Dimmable Dali with code RF26387

Camouflage 240

Mid-Power Led: 12W - 1281 lm ≠ FIXT 773 lm - 2700K/CRI 80 - 220-240V / 12W - 1488 lm ≠ FIXT 898 lm - 3000K/CRI 80 - 220-240V / 12W - 1563 lm ≠ FIXT 944 lm - 4000K/CRI 80 - 220-240V

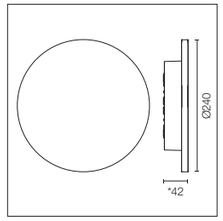

Fonte di alimentazione 220/240V integrata. Dotata di uno spezzone di cavo uscente in neoprene di 1000 mm. Versione 110V disponibile a richiesta.

Integrated 220/240V power source. Supplied with a 1000 mm section of outgoing neoprene cable. Version 110V upon request.

*Concrete, crema d'orcia, basaltina H = 48 mm.

2700K
Non Dimmable
- F1315089
- F1315090
- F1315087
- F1315000
- F1315001
- F1315006
- F1315033
- F1315030
- F1315018

1-10V
- F1315089-310
- F1315090-310
- F1315087-310
- F1315000-310
- F1315001-310
- F1315006-310
- F1315033-310
- F1315030-310
- F1315018-310

Dali
- F1315089-300
- F1315090-300
- F1315087-300
- F1315000-300
- F1315001-300
- F1315006-300
- F1315033-300
- F1315030-300
- F1315018-300

3000K
Non Dimmable
- F1316089
- F1316090
- F1316087
- F1316000
- F1316001
- F1316006
- F1316033
- F1316030
- F1316018

1-10V
- F1316089-310
- F1316090-310
- F1316087-310
- F1316000-310
- F1316001-310
- F1316006-310
- F1316033-310
- F1316030-310
- F1316018-310

Dali
- F1316089-300
- F1316090-300
- F1316087-300
- F1316000-300
- F1316001-300
- F1316006-300
- F1316033-300
- F1316030-300
- F1316018-300

4000K
Non Dimmable
- F1317089
- F1317090
- F1317087
- F1317000
- F1317001
- F1317006
- F1317033
- F1317030
- F1317018

1-10V
- F1317089-310
- F1317090-310
- F1317087-310
- F1317000-310
- F1317001-310
- F1317006-310
- F1317033-310
- F1317030-310
- F1317018-310

Dali
- F1317089-300
- F1317090-300
- F1317087-300
- F1317000-300
- F1317001-300
- F1317006-300
- F1317033-300
- F1317030-300
- F1317018-300

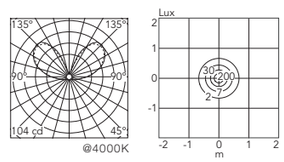

Camouflage 140: Accessori / Accessories

Cassaforma.	Installation box.	F1318000	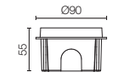
Alimentatore per installazione remota 24V DC 8W / 110-240V IP65 Classe II selv. Può essere alloggiato nella cassaforma F1318000.	Power supply for remote installation 24V DC 8W / 110-240V IP65 Class II selv. It can be housed in installation box F1318000.	RF25748	
Alimentatore per installazione remota 24V DC 10W / 110-240V IP20 Classe II selv.	Power supply for remote installation 24V DC 10W / 110-240V IP20 Class II selv.	RF25747	
Alimentatore per installazione remota 24V DC 17W / 110-240V (15W@110V) IP20 Classe II selv.	Power supply for remote installation 24V DC 17W / 110-240V (15W@110V) IP20 Class II selv.	RF25750 Dimmable 1-10V	
Alimentatore per installazione remota 24V DC 20W / 110-240Vdc (15W@110V) IP67 Classe II selv.	Power supply for remote installation 24V DC 20W / 110-240Vdc (15W@110V) IP67 Class II selv.	RF26387 Dimmable DALI	
Alimentatore per installazione remota 24V DC 20W / 220-240V IP67 Classe II selv.	Power supply for remote installation 24V DC 20W / 220-240V IP67 Class II selv.	RF25752	
Alimentatore per installazione remota 24V DC 50W / 120-240V IP67 Classe II selv.	Power supply for remote installation 24V DC 50W / 120-240V IP67 Class II selv.	RF25755	
Alimentatore per installazione remota 24V DC 70W / 220-240V IP67 Classe II selv.	Power supply for remote installation 24V DC 70W / 220-240V IP67 Class II selv.	RF25749	
Alimentatore per installazione remota 24V DC 100W / 120-240V IP67 Classe II selv.	Power supply for remote installation 24V DC 100W / 120-240V IP67 Class II selv.	RF25756	
Dispositivo di protezione per il sovraccarico. 240 Vac. Corrente massima di scarica 10KA (8/29us). Massima corrente operativa 5A. Adatto per la connessione in serie. IP66.	Surge protection device. 275Vac. Maximum discharge current 10KA (8/20us). Maximum operating current 5A. Suitable for series connection. IP66.	F990E00A000	 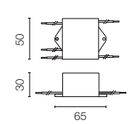

Designed by Piero Lissoni

Real Matter

Famiglia / Family

Colori / Colours

Real Matter

15 Rame lucido
15 Polished copper

46 Bronzo spazzolato
46 Brushed bronze

44 Oro spazzolato
44 Brushed gold

56 Acciaio spazzolato
56 Brushed steel

Descrizione / Description

Apparecchio da esterni per installazione a incasso a parete con fonte di luce a LED. Corpo in acciaio inox AISI 316L trattato con processo PVD (Physical Vapour Deposition). Grazie a questo innovativo trattamento, dopo il processo di lucidatura o spazzolatura secondo la finitura scelta, le superfici del Real Matter sono ricoperte da un sottile film di metalli come zirconio e titanio che, combinandosi con l'acciaio a livello molecolare, ne aumentano le caratteristiche di resistenza sia meccanica che agli agenti atmosferici, permettendo la realizzazione di finiture pregiate e durevoli.
Diffusore in policarbonato stabilizzato ai raggi UV.
L'apparecchio è fornito con due cavi di alimentazione uscenti L 200mm e con un kit per la connessione a tenuta IP. È necessario utilizzare una cassaforma, da ordinare separatamente.
Il driver di alimentazione può essere installato in remoto o alloggiato posteriormente all'apparecchio nella cassaforma.

Si raccomanda l'uso di un sistema di connessione con un grado di protezione maggiore o uguale al grado di protezione dell'apparecchio.

Durante il montaggio e la manutenzione degli apparecchi bisogna prestare particolare attenzione a non danneggiare la verniciatura a polvere.
Un danno combinato all'azione dell'acqua potrebbe provocarne la corrosione.
I prodotti chimici danneggiano la protezione anticorrosione.

Gli apparecchi a LED, possono evidenziare guasti riconducibili a sollecitazioni di natura elettrica che interessano i relativi isolamenti con innesco di scariche elettriche distruttive.
Queste sollecitazioni possono derivare da:
• sovratensioni provenienti dalla rete elettrica di alimentazione dell'impianto/apparecchi;
• sovratensioni di origine elettrostatica (ESD) provenienti dall'ambiente.
Consigliamo l'installazione di un dispositivo di protezione dalle sovratensioni sull'impianto elettrico che attenua l'intensità di alcuni di questi fenomeni proteggendo gli apparecchi da danni irreversibili. La scelta del dispositivo più idoneo va tarata in base alle caratteristiche dell'impianto.

Luminaire for outdoor use for built-in installation on the wall with LED light source. Body made of stainless steel AISI 316L treated with the PVD process (Physical Vapour Deposition). Thanks to this innovative treatment, after the polishing or brushing process, according to the finishing choice, the surfaces of Real Matter are coated with a thin film of metals such as zirconium and titanium which, combining with the steel at the molecular level, increase the characteristics of resistance to both mechanical and to atmospheric agents, allowing the realization of elegant and durable finishings.
UV-stabilized polycarbonate diffuser.
The luminaire is provided with two L 200mm outgoing power cables and with a kit for the hermetic IP connection. It is necessary to use an installation box, to be ordered separately.
The power feed driver may be installed remotely or housed at the back of the luminaire in the remote housing.

We recommend using a connection system with a degree of protection greater than or equal to the degree of protection of the luminaire.

During the installation and the maintenance of the fixtures it is important to be careful and avoid damages on the paint coating.
damages on the coating exposed to outdoor conditions or water, could cause corrosion.
Chemical substances affect the anticorrosion covering protection.

For LED fixtures, there is evidence that most of the damages are connected to electrical effects related to the insulations, which cause destructive electrical discharges
These effects are frequently caused by:
• over Voltage coming from the Mains' network where fixture is connected.
• electrostatic discharge (ESD) coming from the environment.
The use of a protective device against the overvoltage on the electrical installation is warmly suggest this helps to reduce the intensity of some of these phenomenon and prevent irreversible damages.
The selection of the type of device to be used must be adjust on the electrical plant.

Real Matter

Low-Power Led: 3W - 180 lm ≠ FIXT 74 lm - 2700K/CRI 80 - 24V / 3W - 200 lm ≠ FIXT 82 lm - 3000K/CRI 80 - 24V

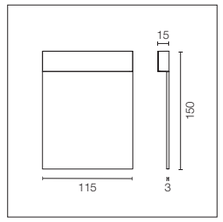

IP 65

0,60 Kg

LED INCL.

Per l'installazione del driver, Real Matter ha bisogno della scatola per installazione a muro o dell'accessorio a molla per il cartongesso, entrambi da ordinare separatamente.
Per installazione diretta a parete, Real Matter è progettato per essere incollato direttamente sulla superficie e alimentato tramite driver remoto. Collante da scegliere in base al materiale di supporto su cui andrà installato l'apparecchio.
Alimentazione 24 V non inclusa.

The Real Matter for installation with accessory requires either the masonry box for driver or the plasterboard spring accessory, to be ordered separately.
The Real matter for direct installation to wall is designed to be glued directly on surface, to be powered with remote driver. Glue is chosen based on the material on which the apparatus will be installed.
24V power supply not included.

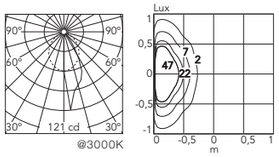

2700K
Installation in concrete with recessed box

- F5960015
- F5960046
- F5960044
- F5960056

Installation in plasterboard wall (min 5mm - max 20 mm)

- F5980015
- F5980046
- F5980044
- F5980056

Installation in concrete without recessed box

- F5970015
- F5970046
- F5970044
- F5970056

3000K
Installation in concrete with recessed box

- F5961015
- F5961046
- F5961044
- F5961056

Installation in plasterboard wall (min 5mm - max 20 mm)

- F5981015
- F5981046
- F5981044
- F5981056

Installation in concrete without recessed box

- F5971015
- F5971046
- F5971044
- F5971056

Accessori / Accessories

Cassaforma per muratura o parete in cemento.	Recessed box for masonry or concrete wall.	F5962000	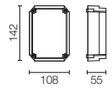
Alimentatore per installazione nella cassaforma 24V DC 8W / 110-240V IP65 Classe II selv. Può essere alloggiato nella cassaforma F5962000.	Power supply for installation in the installation box 24V DC 8W / 110-240V IP65 Class II selv. It can be housed in installation box F5962000.	RF25748	
Alimentatore per installazione remota 24V DC 10W / 110-240V IP20 Classe II selv.	Power supply for remote installation 24V DC 10W /110-240V IP20 Class II selv.	RF25747	
Alimentatore per installazione remota 24V DC 17W / 110-240V (15W 110V) IP20 Classe II selv.	Power supply for remote installation 24V DC 17W / 110-240V (15W 110V) IP20 Class II selv.	RF25750	
Alimentatore per installazione remota 24V DC 20W / 220-240V IP67 Classe II selv.	Power supply for remote installation 24V DC 20W / 220-240V IP67 Class II selv.	RF25752	
Alimentatore per installazione remota 24V DC 17W / 110-240V (15W@110V) IP20 Classe II selv.	Power supply for remote installation 24V DC 17W / 110-240V (15W@110V) IP20 Class II selv.	RF25750 Dimmable 1-10V	
Alimentatore per installazione remota 24V DC 20W / 110-240Vdc (15W@110V) IP67 Classe II selv.	Power supply for remote installation 24V DC 20W / 110-240Vdc (15W@110V) IP67 Class II selv.	RF26387 Dimmable DALI	
Alimentatore per installazione remota 24V DC 50W / 120-240V IP67 Classe II selv.	Power supply for remote installation 24V DC 50W / 120-240V IP67 Class II selv.	RF25755	
Alimentatore per installazione remota 24V DC 70W / 220-240V IP67 Classe II selv.	Power supply for remote installation 24V DC 70W / 220-240V IP67 Class II selv.	RF25749	
Alimentatore per installazione remota 24V DC 100W / 120-240V IP67 Classe II selv.	Power supply for remote installation 24V DC 100W / 120-240V IP67 Class II selv.	RF25756	

Designed by Piero Lissoni

My Way

Famiglia / Family

Colori / Colours

My Way

01 Bianco
01 White

06 Grigio
06 Grey

33 Antracite
33 Anthracite

30 Nero
30 Black

18 Deep brown
18 Deep brown

Descrizione / Description

Apparecchio da esterni per installazione a incasso a parete con fonte di luce a LED.
Corpo in alluminio pressofuso EN AB-47100 (a basso contenuto di rame).
Rivestimento ad alta resistenza: dopo un trattamento di sabbiatura di tutti componenti per rendere la superficie porosa e garantire una maggiore adesione della vernice, è applicato il rivestimento esterno con un doppio strato con polveri secondo lo standard QUALICOAT. Il primo strato di polvere epossidica dà resistenza chimica e meccanica, il secondo strato di finitura di polvere poliestere assicura resistenza ai raggi UV ed agli agenti atmosferici.
Le superfici verniciate sono trattate con lavaggi alcalini e acidi, risciacquate con acqua demineralizzata e sottoposte a un trattamento di conversione chimica per proteggere contro l'ossidazione.
Diffusore in policarbonato satinato, stabilizzato ai raggi UV, incollato alla testa del prodotto per garantire la tenuta all'acqua.

Si raccomanda l'uso di un sistema di connessione con un grado di protezione maggiore o uguale al grado di protezione dell'apparecchio.

Durante il montaggio e la manutenzione degli apparecchi bisogna prestare particolare attenzione a non danneggiare la verniciatura a polvere.
Un danno combinato all'azione dell'acqua potrebbe provocarne la corrosione.
I prodotti chimici danneggiano la protezione anticorrosione.

Gli apparecchi a LED, possono evidenziare guasti riconducibili a sollecitazioni di natura elettrica che interessano i relativi isolamenti con innesco di scariche elettriche distruttive.
Queste sollecitazioni possono derivare da:
• sovratensioni provenienti dalla rete elettrica di alimentazione dell'impianto/apparecchi;
• sovratensioni di origine elettrostatica (ESD) provenienti dall'ambiente.
Consigliamo l'installazione di un dispositivo di protezione dalle sovratensioni sull'impianto elettrico che attenua l'intensità di alcuni di questi fenomeni proteggendo gli apparecchi da danni irreversibili. La scelta del dispositivo più idoneo va tarata in base alle caratteristiche dell'impianto.

Luminaire for outdoor use for built-in installation on the wall with LED light source.
Aluminum die-cast body EN AB-47100 (low copper content).
High-resistance coating: after a sandblasting treatment of all components to make the surface porous and ensure a greater adhesion of the paint, the external coating is applied with a double layer with epoxy powders according to the QUALICOAT standard. The first layer of epoxy powder gives chemical and mechanical resistance, the second finishing layer of polyester powder ensures resistance to UV rays and atmospheric agents.
The painted surfaces are treated with alkaline and acidic washes, then rinsed with demineralized water, subjected to a chemical conversion treatment to protect against oxidation.
Frosted polycarbonate diffuser, UV-stabilised, glued to the head of the product to ensure a watertight seal.

We recommend using a connection system with a degree of protection greater than or equal to the degree of protection of the luminaire.

During the installation and the maintenance of the fixtures it is important to be careful and avoid damages on the paint coating.
damages on the coating exposed to outdoor conditions or water, could cause corrosion.
Chemical substances affect the anticorrosion covering protection.

For LED fixtures, there is evidence that most of the damages are connected to electrical effects related to the insulations, which cause destructive electrical discharges
These effects are frequently caused by:
• over Voltage coming from the Mains' network where fixture is connected.
• electrostatic discharge (ESD) coming from the environment.
The use of a protective device against the overvoltage on the electrical installation is warmly suggest this helps to reduce the intensity of some of these phenomenon and prevent irreversible damages.
The selection of the type of device to be used must be adjust on the electrical plant.

My Way 110X100

Mid-Power Led: 5W - 421 lm ≠ FIXT 188 lm - 2700K/CRI 80 - 100-240V / 5W - 490 lm ≠ FIXT 211 lm - 3000K/CRI 80 - 100-240V / 5W - 514 lm ≠ FIXT 221 lm - 4000K/CRI 80 - 100-240V

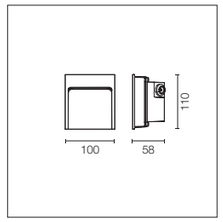

IP 65

0,52 Kg

LED INCL.

Fonte di alimentazione 110/240V integrata. Dotata di uno spezzone di cavo uscente in neoprene di 120 mm e sistema di connessione su cavo IP67.
Versione dimmerabile a richiesta.

Integrated 110/240V power source. Supplied with a 120 mm section of outgoing neoprene cable and IP67 cable connection system.
Dimmable version on request.

2700K
- F4350001
- F4350006
- F4350033
- F4350030
- F4350018

3000K
- F4351001
- F4351006
- F4351033
- F4351030
- F4351018

4000K
- F4352001
- F4352006
- F4352033
- F4352030
- F4352018

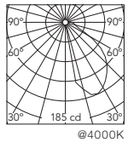

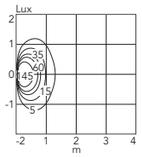

My Way 110X200

Mid-Power Led: 13W - 1357 lm ≠ FIXT 657 lm - 2700K/CRI 80 - 220-240V / 13W - 1577 lm ≠ FIXT 763 lm - 3000K/CRI 80 - 220-240V / 13W - 1656 lm ≠ FIXT 801 lm - 4000K/CRI 80 - 220-240V

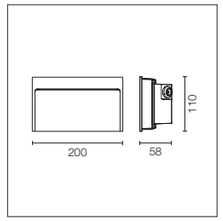

IP 65

0,95 Kg

LED INCL.

Fonte di alimentazione 220/240V integrata. Dotata di uno spezzone di cavo uscente in neoprene di 120 mm e sistema di connessione su cavo IP67.

Integrated 220/240V power source. Supplied with a 120 mm section of outgoing neoprene cable and IP67 cable connection system.

2700K
Non Dimmable
- F4353001
- F4353006
- F4353033
- F4353030
- F4353018

1-10V
- F4353001-310
- F4353006-310
- F4353033-310
- F4353030-310
- F4353018-310

Dali
- F4353001-300
- F4353006-300
- F4353033-300
- F4353030-300
- F4353018-300

3000K
Non Dimmable
- F4354001
- F4354006
- F4354033
- F4354030
- F4354018

1-10V
- F4354001-310
- F4354006-310
- F4354033-310
- F4354030-310
- F4354018-310

Dali
- F4354001-300
- F4354006-300
- F4354033-300
- F4354030-300
- F4354018-300

4000K
Non Dimmable
- F4355001
- F4355006
- F4355033
- F4355030
- F4355018

1-10V
- F4355001-310
- F4355006-310
- F4355033-310
- F4355030-310
- F4355018-310

Dali
- F4355001-300
- F4355006-300
- F4355033-300
- F4355030-300
- F4355018-300

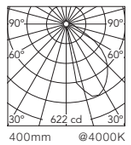

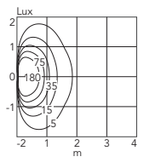

My Way 210X200

Mid-Power Led: 13W - 1357 lm ≠ FIXT 669 lm - 2700K/CRI 80 - 220-240V / 13W - 1577 lm ≠ FIXT 777 lm - 3000K/CRI 80 - 220-240V / 13W - 1656 lm ≠ FIXT 817 lm - 4000K/CRI 80 - 220-240V

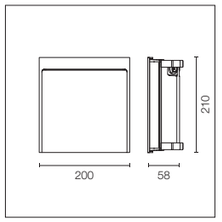

IP 65

1,44 Kg

LED INCL.

Fonte di alimentazione 220/240V integrata. Dotata di un doppio pressacavo in materiale plastico per sezione cavi 7,5<ø<9,5 mm.

Integrated 220/240V power source. Supplied with a double cable gland in plastic material for 7.5<ø<9.5 mm section cables.

2700K
Non Dimmable
- F4356001
- F4356006
- F4356033
- F4356030
- F4356018

1-10V
- F4356001-310
- F4356006-310
- F4356033-310
- F4356030-310
- F4356018-310

Dali
- F4356001-300
- F4356006-300
- F4356033-300
- F4356030-300
- F4356018-300

3000K
Non Dimmable
- F4357001
- F4357006
- F4357033
- F4357030
- F4357018

1-10V
- F4357001-310
- F4357006-310
- F4357033-310
- F4357030-310
- F4357018-310

Dali
- F4357001-300
- F4357006-300
- F4357033-300
- F4357030-300
- F4357018-300

4000K
Non Dimmable
- F4358001
- F4358006
- F4358033
- F4358030
- F4358018

1-10V
- F4358001-310
- F4358006-310
- F4358033-310
- F4358030-310
- F4358018-310

Dali
- F4358001-300
- F4358006-300
- F4358033-300
- F4358030-300
- F4358018-300

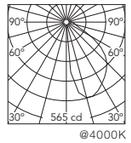

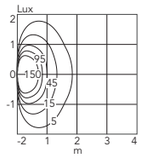

Accessori / Accessories

Cassaforma.	Remote housing.	My Way 100x110 F4301000		
Cassaforma.	Remote housing.	My Way 200x110 F4302000		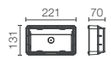
Cassaforma.	Remote housing.	My Way 200x210 F4303000		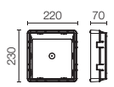
Connettore tripolare 2 vie IP68 (cavi ø5,5÷12mm).	2 way terminal block 3 poles IP68 (ø5,5÷12mm cables).	F990C00A000		
Dispositivo di protezione per il sovraccarico. 240 Vac. Corrente massima di scarica 10KA (8/29us). Massima corrente operativa 5A. Adatto per la connessione in serie. IP66.	Surge protection device. 275Vac. Maximum discharge current 10KA (8/20us). Maximum operating current 5A. Suitable for series connection. IP66.	F990E00A000		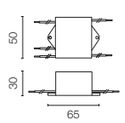

Climber

Designed by Piero Lissoni

Famiglia / Family

Colori / Colours

Climber

01 Bianco
01 White

06 Grigio
06 Grey

33 Antracite
33 Anthracite

30 Nero
30 Black

18 Deep brown
18 Deep brown

Descrizione / Description

Apparecchio da esterni per installazione a parete con fonte di luce a LED.
Versioni bi-emissione e mono emissione verso il basso.
Corpo in alluminio pressofuso EN AB-47100, a basso contenuto di rame, con alloggiamento ottiche asimmetrico: l'ottica nella parte inferiore è arretrata e protetta da uno scuretto per limitare l'abbagliamento molesto e massimizzare il confort visivo.
Nella versione bi-emissione, il vetro di chiusura dell'ottica superiore è a filo con il bordo lampada per evitare depositi d'acqua.
I diffusori in vetro microtesturizzato sono incollati per garantire l'impermeabilità, e testurizzati per assicurare l'uniformità del fascio luminoso generato da ogni singolo LED, mantenendo un'ottima efficienza luminosa.
Rivestimento ad alta resistenza: dopo un trattamento di sabbiatura di tutti componenti per rendere la superficie porosa e garantire una maggiore adesione della vernice, è applicato il rivestimento esterno con un doppio strato con polveri secondo lo standard QUALICOAT. Il primo strato di polvere epossidica dà resistenza chimica e meccanica, il secondo strato di finitura di polvere poliestere assicura resistenza ai raggi UV ed agli agenti atmosferici.
Le superfici verniciate sono trattate con lavaggi alcalini e acidi, risciacquate con acqua demineralizzata e sottoposte a un trattamento di conversione chimica per proteggere contro l'ossidazione.

Si raccomanda l'uso di un sistema di connessione con un grado di protezione maggiore o uguale al grado di protezione dell'apparecchio.

Durante il montaggio e la manutenzione degli apparecchi bisogna prestare particolare attenzione a non danneggiare la verniciatura a polvere.
Un danno combinato all'azione dell'acqua potrebbe provocarne la corrosione.
I prodotti chimici danneggiano la protezione anticorrosione.

Gli apparecchi a LED, possono evidenziare guasti riconducibili a sollecitazioni di natura elettrica che interessano i relativi isolamenti con innesco di scariche elettriche distruttive.
Queste sollecitazioni possono derivare da:
• sovratensioni provenienti dalla rete elettrica di alimentazione dell'impianto/apparecchi;
• sovratensioni di origine elettrostatica (ESD) provenienti dall'ambiente.
Consigliamo l'installazione di un dispositivo di protezione dalle sovratensioni sull'impianto elettrico che attenua l'intensità di alcuni di questi fenomeni proteggendo gli apparecchi da danni irreversibili.
La scelta del dispositivo più idoneo va tarata in base alle caratteristiche dell'impianto.

Luminaire for outdoor use for installation on the wall with LED light source.
Bi-emission and mono-emission versions pointing downwards.
Aluminum die-cast body EN AB-47100, low copper content with asymmetrical optics housing: the optics in the lower part is retracted and protected by a shutter to restrict annoying glare and maximize visual comfort. In the bi-emission version, the glass of the closure of the upper optics is flush with the edge of the light in order to prevent water deposits.
The micro-texturized glass diffusers are glued to ensure water resistance and textured to ensure a uniform light beam generated by each single LED, maintaining excellent luminous efficiency.
High-resistance coating: after a sandblasting treatment of all components to make the surface porous and ensure a greater adhesion of the paint, the external coating is applied with a double layer with epoxy powders according to the QUALICOAT standard. The first layer of epoxy powder gives chemical and mechanical resistance, the second finishing layer of polyester powder ensures resistance to UV rays and atmospheric agents.
The painted surfaces are treated with alkaline and acidic washes, then rinsed with demineralized water, subjected to a chemical conversion treatment to protect against oxidation.

We recommend using a connection system with a degree of protection greater than or equal to the degree of protection of the luminaire.

During the installation and the maintenance of the fixtures it is important to be careful and avoid damages on the paint coating.
damages on the coating exposed to outdoor conditions or water, could cause corrosion.
Chemical substances affect the anticorrosion covering protection.

For LED fixtures, there is evidence that most of the damages are connected to electrical effects related to the insulations, which cause destructive electrical discharges
These effects are frequently caused by:
• over Voltage coming from the Mains' network where fixture is connected.
• electrostatic discharge (ESD) coming from the environment.
The use of a protective device against the overvoltage on the electrical installation is warmly suggest this helps to reduce the intensity of some of these phenomenon and prevent irreversible damages.
The selection of the type of device to be used must be adjust on the electrical plant.

Climber Down - 87

Power Led: 7W - 432 lm ≠ *FIXT 387 lm - 2700K/CRI 80 - 110-240V / 7W - 468 lm ≠ *FIXT 419 lm - 3000K/CRI 80 - 110-240V / 7W - 504 lm ≠ *FIXT 451 lm - 4000K/CRI 80 - 110-240V
*FIXT lm = Spot Optic

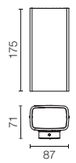

IP 65

1,17 Kg

LED INCL.

Fonte di alimentazione 110/240V integrata. Dotata di uno spezzone di cavo uscente in neoprene di 80 mm.

Integrated 110/240V power source. Supplied with an 80 mm section of outgoing neoprene cable.

2700K
Non Dimmable
- F1110001
- F1110006
- F1110033
- F1110030
- F1110018

1-10V
- F1110001-310
- F1110006-310
- F1110033-310
- F1110030-310
- F1110018-310

Dali
- F1110001-300
- F1110006-300
- F1110033-300
- F1110030-300
- F1110018-300

3000K
Non Dimmable
- F1112001
- F1112006
- F1112033
- F1112030
- F1112018

1-10V
- F1112001-310
- F1112006-310
- F1112033-310
- F1112030-310
- F1112018-310

Dali
- F1112001-300
- F1112006-300
- F1112033-300
- F1112030-300
- F1112018-300

4000K
Non Dimmable
- F1114001
- F1114006
- F1114033
- F1114030
- F1114018

1-10V
- F1114001-310
- F1114006-310
- F1114033-310
- F1114030-310
- F1114018-310

Dali
- F1114001-300
- F1114006-300
- F1114033-300
- F1114030-300
- F1114018-300

14°
SPOT

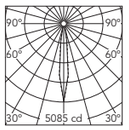

@4000K

Beam Angle: 14°

h(m)	E(lx)	D(m)
1	5085	0.23
2	1271	0.47
3	565	0.70
4	318	0.93
5	203	1.17

2700K
Non Dimmable
- F1111001
- F1111006
- F1111033
- F1111030
- F1111018

1-10V
- F1111001-310
- F1111006-310
- F1111033-310
- F1111030-310
- F1111018-310

Dali
- F1111001-300
- F1111006-300
- F1111033-300
- F1111030-300
- F1111018-300

3000K
Non Dimmable
- F1113001
- F1113006
- F1113033
- F1113030
- F1113018

1-10V
- F1113001-310
- F1113006-310
- F1113033-310
- F1113030-310
- F1113018-310

Dali
- F1113001-300
- F1113006-300
- F1113033-300
- F1113030-300
- F1113018-300

4000K
Non Dimmable
- F1115001
- F1115006
- F1115033
- F1115030
- F1115018

1-10V
- F1115001-310
- F1115006-310
- F1115033-310
- F1115030-310
- F1115018-310

Dali
- F1115001-300
- F1115006-300
- F1115033-300
- F1115030-300
- F1115018-300

73°
FLOOD

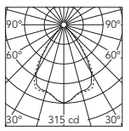

@4000K

Beam Angle: 73°

h(m)	E(lx)	D(m)
1	315	1.42
2	79	2.85
3	35	4.27
4	20	5.70
5	13	7.12

Climber Up&Down - 87

Power Led: 12W - 2x432 lm ≠ *FIXT 2x392 lm - 2700K/CRI 80 - 110-240V / 12W - 2x468 lm ≠ *FIXT 2x425 lm - 3000K/CRI 80 - 110-240V / 12W - 2x504 lm ≠ *FIXT 2x458 lm - 4000K/CRI 80 - 110-240V
*FIXT lm = Spot Optic

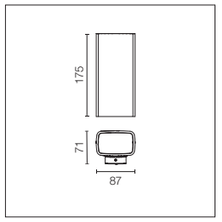

IP 65

1,25 Kg

LED INCL.

Fonte di alimentazione 110/240V integrata. Dotata di uno spezzone di cavo uscente in neoprene di 80 mm.

Integrated 110/240V power source. Supplied with an 80 mm section of outgoing neoprene cable.

2700K
Non Dimmable
- F1116001
- F1116006
- F1116033
- F1116030
- F1116018

1-10V
- F1116001-310
- F1116006-310
- F1116033-310
- F1116030-310
- F1116018-310

Dali
- F1116001-300
- F1116006-300
- F1116033-300
- F1116030-300
- F1116018-300

3000K
Non Dimmable
- F1118001
- F1118006
- F1118033
- F1118030
- F1118018

1-10V
- F1118001-310
- F1118006-310
- F1118033-310
- F1118030-310
- F1118018-310

Dali
- F1118001-300
- F1118006-300
- F1118033-300
- F1118030-300
- F1118018-300

4000K
Non Dimmable
- F1120001
- F1120006
- F1120033
- F1120030
- F1120018

1-10V
- F1120001-310
- F1120006-310
- F1120033-310
- F1120030-310
- F1120018-310

Dali
- F1120001-300
- F1120006-300
- F1120033-300
- F1120030-300
- F1120018-300

14°
SPOT

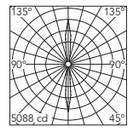

@4000K

Beam Angle DIR: 14°

h(m)	E(lx)	D(m)
1	5088	0.23
2	1272	0.47
3	565	0.70
4	318	0.93
5	204	1.17

2700K
Non Dimmable
- F1117001
- F1117006
- F1117033
- F1117030
- F1117018

1-10V
- F1117001-310
- F1117006-310
- F1117033-310
- F1117030-310
- F1117018-310

Dali
- F1117001-300
- F1117006-300
- F1117033-300
- F1117030-300
- F1117018-300

3000K
Non Dimmable
- F1119001
- F1119006
- F1119033
- F1119030
- F1119018

1-10V
- F1119001-310
- F1119006-310
- F1119033-310
- F1119030-310
- F1119018-310

Dali
- F1119001-300
- F1119006-300
- F1119033-300
- F1119030-300
- F1119018-300

4000K
Non Dimmable
- F1121001
- F1121006
- F1121033
- F1121030
- F1121018

1-10V
- F1121001-310
- F1121006-310
- F1121033-310
- F1121030-310
- F1121018-310

Dali
- F1121001-300
- F1121006-300
- F1121033-300
- F1121030-300
- F1121018-300

73°
FLOOD

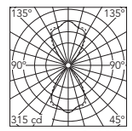

@4000K

Beam Angle DIR: 73°

h(m)	E(lx)	D(m)
1	315	1.42
2	79	2.85
3	35	4.27
4	20	5.70
5	13	7.12

Climber 87: Accessori / Accessories

Dispositivo di protezione per il sovraccarico. 240 Vac. Corrente massima di scarica 10KA (8/29us). Massima corrente operativa 5A. Adatto per la connessione in serie. IP66.

Surge protection device. 275Vac. Maximum discharge current 10KA (8/20us). Maximum operating current 5A. Suitable for series connection. IP66.

F990E00A000



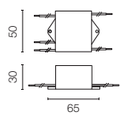

Climber Down - 175

Power Led: 12W - 864 lm ≠ *FIXT 721 lm - 2700K/CRI 80 - 110-240V / 12W - 936 lm ≠ *FIXT 781 lm - 3000K/CRI 80 - 110-240V / 12W - 1008 lm ≠ *FIXT 841 lm - 4000K/CRI 80 - 110-240V
*FIXT lm = Spot Optic

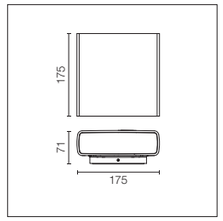

2,13 Kg | LED INCL | IP 65

Fonte di alimentazione 110/240V integrata. Dotata di uno spezzone di cavo uscente in neoprene di 80 mm.

Integrated 110/240V power source. Supplied with an 80 mm section of outgoing neoprene cable.

2700K
Non Dimmable
- F1140001
- F1140006
- F1140033
- F1140030
- F1140018

1-10V
- F1140001-310
- F1140006-310
- F1140033-310
- F1140030-310
- F1140018-310

Dali
- F1140001-300
- F1140006-300
- F1140033-300
- F1140030-300
- F1140018-300

3000K
Non Dimmable
- F1142001
- F1142006
- F1142033
- F1142030
- F1142018

1-10V
- F1142001-310
- F1142006-310
- F1142033-310
- F1142030-310
- F1142018-310

Dali
- F1142001-300
- F1142006-300
- F1142033-300
- F1142030-300
- F1142018-300

4000K
Non Dimmable
- F1144001
- F1144006
- F1144033
- F1144030
- F1144018

1-10V
- F1144001-310
- F1144006-310
- F1144033-310
- F1144030-310
- F1144018-310

Dali
- F1144001-300
- F1144006-300
- F1144033-300
- F1144030-300
- F1144018-300

16° SPOT

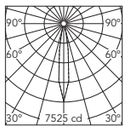

@4000K

Beam Angle: 16°

h(m)	E(lx)	D(m)
1	7525	0.28
2	1881	0.55
3	836	0.83
4	470	1.10
5	301	1.38

2700K
Non Dimmable
- F1141001
- F1141006
- F1141033
- F1141030
- F1141018

1-10V
- F1141001-310
- F1141006-310
- F1141033-310
- F1141030-310
- F1141018-310

Dali
- F1141001-300
- F1141006-300
- F1141033-300
- F1141030-300
- F1141018-300

3000K
Non Dimmable
- F1143001
- F1143006
- F1143033
- F1143030
- F1143018

1-10V
- F1143001-310
- F1143006-310
- F1143033-310
- F1143030-310
- F1143018-310

Dali
- F1143001-300
- F1143006-300
- F1143033-300
- F1143030-300
- F1143018-300

4000K
Non Dimmable
- F1145001
- F1145006
- F1145033
- F1145030
- F1145018

1-10V
- F1145001-310
- F1145006-310
- F1145033-310
- F1145030-310
- F1145018-310

Dali
- F1145001-300
- F1145006-300
- F1145033-300
- F1145030-300
- F1145018-300

72° FLOOD

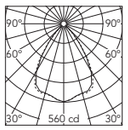

@4000K

Beam Angle: 72°

h(m)	E(lx)	D(m)
1	560	1.41
2	140	2.83
3	62	4.24
4	35	5.65
5	22	7.06

Climber Up&Down - 175

Power Led: 21W - 2x864 lm ≠ *FIXT 2x739 lm - 2700K/CRI 80 - 220-240V / 21W - 2x936 lm ≠ *FIXT 2x800 lm - 3000K/CRI 80 - 220-240V / 21W - 2x1008 lm ≠ *FIXT 2x862 lm - 4000K/CRI 80 - 220-240V
*FIXT lm = Spot Optic

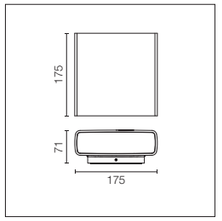

2,20 Kg | LED INCL | IP 65

Fonte di alimentazione 220/240V integrata. Dotata di uno spezzone di cavo uscente in neoprene di 80 mm.

Integrated 220/240V power source. Supplied with an 80 mm section of outgoing neoprene cable.

2700K
Non Dimmable
- F1146001
- F1146006
- F1146033
- F1146030
- F1146018

1-10V
- F1146001-310
- F1146006-310
- F1146033-310
- F1146030-310
- F1146018-310

Dali
- F1146001-300
- F1146006-300
- F1146033-300
- F1146030-300
- F1146018-300

3000K
Non Dimmable
- F1148001
- F1148006
- F1148033
- F1148030
- F1148018

1-10V
- F1148001-310
- F1148006-310
- F1148033-310
- F1148030-310
- F1148018-310

Dali
- F1148001-300
- F1148006-300
- F1148033-300
- F1148030-300
- F1148018-300

4000K
Non Dimmable
- F1150001
- F1150006
- F1150033
- F1150030
- F1150018

1-10V
- F1150001-310
- F1150006-310
- F1150033-310
- F1150030-310
- F1150018-310

Dali
- F1150001-300
- F1150006-300
- F1150033-300
- F1150030-300
- F1150018-300

16° SPOT

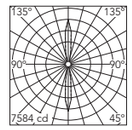

@4000K

Beam Angle DIR: 16°

h(m)	E(lx)	D(m)
1	7584	0.28
2	1896	0.55
3	843	0.83
4	474	1.10
5	303	1.38

2700K
Non Dimmable
- F1147001
- F1147006
- F1147033
- F1147030
- F1147018

1-10V
- F1147001-310
- F1147006-310
- F1147033-310
- F1147030-310
- F1147018-310

Dali
- F1147001-300
- F1147006-300
- F1147033-300
- F1147030-300
- F1147018-300

3000K
Non Dimmable
- F1149001
- F1149006
- F1149033
- F1149030
- F1149018

1-10V
- F1149001-310
- F1149006-310
- F1149033-310
- F1149030-310
- F1149018-310

Dali
- F1149001-300
- F1149006-300
- F1149033-300
- F1149030-300
- F1149018-300

4000K
Non Dimmable
- F1151001
- F1151006
- F1151033
- F1151030
- F1151018

1-10V
- F1151001-310
- F1151006-310
- F1151033-310
- F1151030-310
- F1151018-310

Dali
- F1151001-300
- F1151006-300
- F1151033-300
- F1151030-300
- F1151018-300

72° FLOOD

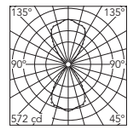

@4000K

Beam Angle DIR: 72°

h(m)	E(lx)	D(m)
1	572	1.41
2	143	2.82
3	64	4.23
4	36	5.64
5	23	7.06

Climber 175: Accessori / Accessories

Dispositivo di protezione per il sovraccarico. 240 Vac. Corrente massima di scarica 10KA (8/29us). Massima corrente operativa 5A. Adatto per la connessione in serie. IP66.

Surge protection device. 275Vac. Maximum discharge current 10KA (8/20us). Maximum operating current 5A. Suitable for series connection. IP66.

F990E00A000



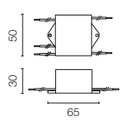

Climber Down - 275

Power Led: 21W - 1728 lm ≠ *FIXT 1240 lm - 2700K/CRI 80 - 220-240V / 21W - 1872 lm ≠ *FIXT 1344 lm - 3000K/CRI 80 - 220-240V / 21W - 2016 lm ≠ *FIXT 1447 lm - 4000K/CRI 80 - 220-240V
*FIXT lm = Spot Optic

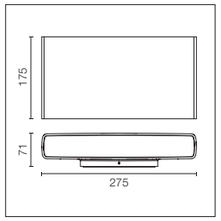

IP 65

3,11 Kg

LED INCL

Fonte di alimentazione 220/240V integrata. Dotata di uno spezzone di cavo uscente in neoprene di 80 mm.

Integrated 220/240V power source. Supplied with an 80 mm section of outgoing neoprene cable.

2700K
Non Dimmable
- F1170001
- F1170006
- F1170033
- F1170030
- F1170018

1-10V
- F1170001-310
- F1170006-310
- F1170033-310
- F1170030-310
- F1170018-310

Dali
- F1170001-300
- F1170006-300
- F1170033-300
- F1170030-300
- F1170018-300

3000K
Non Dimmable
- F1172001
- F1172006
- F1172033
- F1172030
- F1172018

1-10V
- F1172001-310
- F1172006-310
- F1172033-310
- F1172030-310
- F1172018-310

Dali
- F1172001-300
- F1172006-300
- F1172033-300
- F1172030-300
- F1172018-300

4000K
Non Dimmable
- F1174001
- F1174006
- F1174033
- F1174030
- F1174018

1-10V
- F1174001-310
- F1174006-310
- F1174033-310
- F1174030-310
- F1174018-310

Dali
- F1174001-300
- F1174006-300
- F1174033-300
- F1174030-300
- F1174018-300

12°
SPOT

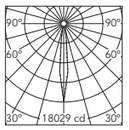

@4000K

Beam Angle: 12°

h(m)	E(lx)	D(m)
1	18029	0.22
2	4507	0.44
3	2003	0.66
4	1127	0.87
5	721	1.09

2700K
Non Dimmable
- F1171001
- F1171006
- F1171033
- F1171030
- F1171018

1-10V
- F1171001-310
- F1171006-310
- F1171033-310
- F1171030-310
- F1171018-310

Dali
- F1171001-300
- F1171006-300
- F1171033-300
- F1171030-300
- F1171018-300

3000K
Non Dimmable
- F1173001
- F1173006
- F1173033
- F1173030
- F1173018

1-10V
- F1173001-310
- F1173006-310
- F1173033-310
- F1173030-310
- F1173018-310

Dali
- F1173001-300
- F1173006-300
- F1173033-300
- F1173030-300
- F1173018-300

4000K
Non Dimmable
- F1175001
- F1175006
- F1175033
- F1175030
- F1175018

1-10V
- F1175001-310
- F1175006-310
- F1175033-310
- F1175030-310
- F1175018-310

Dali
- F1175001-300
- F1175006-300
- F1175033-300
- F1175030-300
- F1175018-300

74°
FLOOD

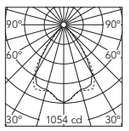

@4000K

Beam Angle: 74°

h(m)	E(lx)	D(m)
1	1054	1.45
2	263	2.89
3	117	4.34
4	66	5.78
5	42	7.23

Climber Up&Down - 275

Power Led: 40W - 2x1728 lm ≠ *FIXT 2x1264 lm - 2700K/CRI 80 - 220-240V / 40W - 2x1872 lm ≠ *FIXT 2x1370 lm - 3000K/CRI 80 - 220-240V / 40W - 2x2016 lm ≠ *FIXT 2x1475 lm - 4000K/CRI 80 - 220-240V
*FIXT lm = Spot Optic

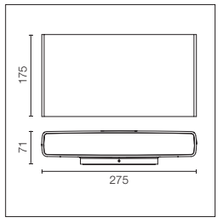

IP 65

3,25 Kg

LED INCL

Fonte di alimentazione 220/240V integrata. Dotata di uno spezzone di cavo uscente in neoprene di 80 mm.

Integrated 220/240V power source. Supplied with an 80 mm section of outgoing neoprene cable.

2700K
Non Dimmable
- F1176001
- F1176006
- F1176033
- F1176030
- F1176018

1-10V
- F1176001-310
- F1176006-310
- F1176033-310
- F1176030-310
- F1176018-310

Dali
- F1176001-300
- F1176006-300
- F1176033-300
- F1176030-300
- F1176018-300

3000K
Non Dimmable
- F1178001
- F1178006
- F1178033
- F1178030
- F1178018

1-10V
- F1178001-310
- F1178006-310
- F1178033-310
- F1178030-310
- F1178018-310

Dali
- F1178001-300
- F1178006-300
- F1178033-300
- F1178030-300
- F1178018-300

4000K
Non Dimmable
- F1180001
- F1180006
- F1180033
- F1180030
- F1180018

1-10V
- F1180001-310
- F1180006-310
- F1180033-310
- F1180030-310
- F1180018-310

Dali
- F1180001-300
- F1180006-300
- F1180033-300
- F1180030-300
- F1180018-300

12°
SPOT

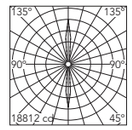

@4000K

Beam Angle DIR: 12°

h(m)	E(lx)	D(m)
1	18812	0.22
2	4703	0.44
3	2090	0.66
4	1176	0.87
5	752	1.09

2700K
Non Dimmable
- F1177001
- F1177006
- F1177033
- F1177030
- F1177018

1-10V
- F1177001-310
- F1177006-310
- F1177033-310
- F1177030-310
- F1177018-310

Dali
- F1177001-300
- F1177006-300
- F1177033-300
- F1177030-300
- F1177018-300

3000K
Non Dimmable
- F1179001
- F1179006
- F1179033
- F1179030
- F1179018

1-10V
- F1179001-310
- F1179006-310
- F1179033-310
- F1179030-310
- F1179018-310

Dali
- F1179001-300
- F1179006-300
- F1179033-300
- F1179030-300
- F1179018-300

4000K
Non Dimmable
- F1181001
- F1181006
- F1181033
- F1181030
- F1181018

1-10V
- F1181001-310
- F1181006-310
- F1181033-310
- F1181030-310
- F1181018-310

Dali
- F1181001-300
- F1181006-300
- F1181033-300
- F1181030-300
- F1181018-300

74°
FLOOD

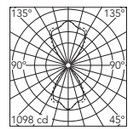

@4000K

Beam Angle DIR: 74°

h(m)	E(lx)	D(m)
1	1098	1.45
2	274	2.89
3	122	4.34
4	69	5.78
5	44	7.23

Climber 275: Accessori / Accessories

Dispositivo di protezione per il sovraccarico. 240 Vac. Corrente massima di scarica 10KA (8/29us). Massima corrente operativa 5A. Adatto per la connessione in serie. IP66.

Surge protection device. 275Vac. Maximum discharge current 10KA (8/20us). Maximum operating current 5A. Suitable for series connection. IP66.

F990E00A000



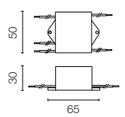

Outgraze

Famiglia / Family

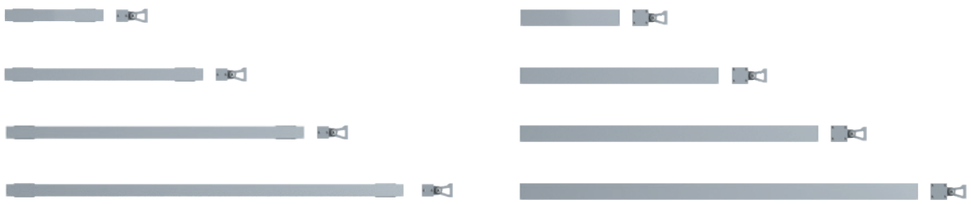

Colori / Colours

Outgraze

01 Bianco
01 White

06 Grigio
06 Grey

33 Antracite
33 Anthracite

30 Nero
30 Black

18 Deep brown
18 Deep brown

Descrizione / Description

Apparecchio da esterni per installazione a parete o soffitto con fonte di luce a LED.
Corpo centrale in alluminio estruso, estremità di chiusura in alluminio pressofuso.
Ottiche realizzate con passo costante tra le lenti per offrire flusso luminoso omogeneo anche in caso di più lampade installate in una Continuous Line.
Rivestimento esterno ad alta resistenza applicato con un doppio strato con polveri secondo lo standard QUALICOAT. Il primo strato di polvere epossidica dà resistenza chimica e meccanica, il secondo strato di finitura di polvere poliestere assicura resistenza ai raggi UV ed agli agenti atmosferici.
Le superfici verniciate sono trattate con lavaggi alcalini e acidi, risciacquate con acqua demineralizzata e sottoposte a un trattamento di conversione chimica per proteggere contro l'ossidazione.
Diffusore in vetro trasparente extra chiaro serigrafato e incollato per garantire la tenuta all'acqua
L'installazione del prodotto prevede l'uso obbligatorio di staffe in acciaio, da ordinare separatamente.
Apparecchi forniti con uno spezzone di cavo in neoprene di circa 1500mm uscente su un lato.
A richiesta è possibile fornire gli apparecchi con collegamento passante per installazione multipla con continuità di linea.

Si raccomanda l'uso di un sistema di connessione con un grado di protezione maggiore o uguale al grado di protezione dell'apparecchio.

Durante il montaggio e la manutenzione degli apparecchi bisogna prestare particolare attenzione a non danneggiare la verniciatura a polvere.
Un danno combinato all'azione dell'acqua potrebbe provocarne la corrosione.
I prodotti chimici danneggiano la protezione anticorrosione.

Gli apparecchi a LED, possono evidenziare guasti riconducibili a sollecitazioni di natura elettrica che interessano i relativi isolamenti con innesco di scariche elettriche distruttive.
Queste sollecitazioni possono derivare da:
• sovratensioni provenienti dalla rete elettrica di alimentazione dell'impianto/apparecchi;
• sovratensioni di origine elettrostatica (ESD) provenienti dall'ambiente.
Consigliamo l'installazione di un dispositivo di protezione dalle sovratensioni sull'impianto elettrico che attenua l'intensità di alcuni di questi fenomeni proteggendo gli apparecchi da danni irreversibili. La scelta del dispositivo più idoneo va tarata in base alle caratteristiche dell'impianto.

Luminaire for outdoor use for installation on the wall or ceiling with LED light source.
Central body in extruded aluminum, end cap in die-cast aluminum.
Optics made with constant pitch between the lenses to offer a homogeneous luminous flux even in case of multiple lamps installed in a continuous line.
High resistance external coating applied with a double layer of epoxy powders in accordance with the QUALICOAT standard. The first layer of epoxy powder gives chemical and mechanical resistance, the second finishing layer of polyester powder ensures resistance to UV rays and atmospheric agents.
The painted surfaces are treated with alkaline and acidic washes, then rinsed with demineralized water, subjected to a chemical conversion treatment to protect against oxidation.
Diffuser in extra clear transparent glass, screen-printed and glued to ensure a watertight seal.
The installation of the product requires use of steel brackets, to be ordered separately.
Luminaire provided with a length of approximately 1500 mm of outgoing neoprene cable on one side.
On request it is possible to provide luminaires with loop-through connection for multiple installation with continuity of line.

We recommend using a connection system with a degree of protection greater than or equal to the degree of protection of the luminaire.

During the installation and the maintenance of the fixtures it is important to be careful and avoid damages on the paint coating. damages on the coating exposed to outdoor conditions or water, could cause corrosion.
Chemical substances affect the anticorrosion covering protection.

For LED fixtures, there is evidence that most of the damages are connected to electrical effects related to the insulations, which cause destructive electrical discharges
These effects are frequently caused by:
• over Voltage coming from the Mains' network where fixture is connected.
• electrostatic discharge (ESD) coming from the environment.
The use of a protective device against the overvoltage on the electrical installation is warmly suggest this helps to reduce the intensity of some of these phenomenon and prevent irreversible damages.
The selection of the type of device to be used must be adjust on the electrical plant.

Outgraze 35 L 300 mm

Power Led:7W - 696 lm ≠ *FIXT 517 lm - 2700K/CRI 80 - 48V / 7W - 720 lm ≠ *FIXT 536 lm - 3000K/CRI 80 - 48V / 7W - 745 lm ≠ *FIXT 554 lm - 4000K/CRI 80 - 48V
*FIXT lm = Medium Optic

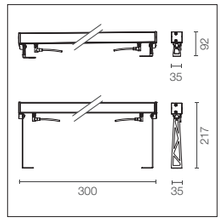

CE | III | F | IP 65 | IK 07 | 0,80 Kg | LED INCL

Fonte di alimentazione 48V non inclusa. Driver per installazione remota e staffe di installazione da ordinare separatamente. Apparecchi dimmerabili PWM.

A richiesta versione SMART (potenza 4W - flusso -50% lm).

48V power source not included. Driver for remote installation and installation brackets to be ordered separately. Dimmable PWM luminaires.

SMART version available upon request (power 4W - flux -50% lm).

[1]Standard

2700K	3000K	4000K
F020A21H001	F020A31H001	F020A41H001
F020A21H006	F020A31H006	F020A41H006
F020A21H018	F020A31H018	F020A41H018
F020A21H030	F020A31H030	F020A41H030
F020A21H033	F020A31H033	F020A41H033

18°
SPOT

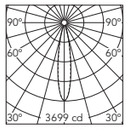

@4000K

Beam Angle:	18°	
h(m)	E(lx)	D(m)
1	3699	0.34
2	925	0.68
3	411	1.02
4	231	1.36
5	148	1.70

[2]Quick Install I H2O Stop

2700K	3000K	4000K
F020B21H001	F020B31H001	F020B41H001
F020B21H006	F020B31H006	F020B41H006
F020B21H018	F020B31H018	F020B41H018
F020B21H030	F020B31H030	F020B41H030
F020B21H033	F020B31H033	F020B41H033

[3]Continuous Line I/O H2O Stop

2700K	3000K	4000K
F020C21H001	F020C31H001	F020C41H001
F020C21H006	F020C31H006	F020C41H006
F020C21H018	F020C31H018	F020C41H018
F020C21H030	F020C31H030	F020C41H030
F020C21H033	F020C31H033	F020C41H033

[1]Standard

2700K	3000K	4000K
F020A25H001	F020A35H001	F020A45H001
F020A25H006	F020A35H006	F020A45H006
F020A25H018	F020A35H018	F020A45H018
F020A25H030	F020A35H030	F020A45H030
F020A25H033	F020A35H033	F020A45H033

30°
MEDIUM

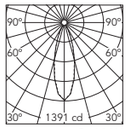

@4000K

Beam Angle:	30°	
h(m)	E(lx)	D(m)
1	1391	0.55
2	348	1.11
3	155	1.66
4	87	2.22
5	56	2.77

[2]Quick Install I H2O Stop

2700K	3000K	4000K
F020B25H001	F020B35H001	F020B45H001
F020B25H006	F020B35H006	F020B45H006
F020B25H018	F020B35H018	F020B45H018
F020B25H030	F020B35H030	F020B45H030
F020B25H033	F020B35H033	F020B45H033

[3]Continuous Line I/O H2O Stop

2700K	3000K	4000K
F020C25H001	F020C35H001	F020C45H001
F020C25H006	F020C35H006	F020C45H006
F020C25H018	F020C35H018	F020C45H018
F020C25H030	F020C35H030	F020C45H030
F020C25H033	F020C35H033	F020C45H033

[1]Versione Standard: Spezzone di cavo in uscita 1 m (accessori per collegamento da ordinare).
[1]Standard Version: 1Mt Prewired Cable (Connecting Accessory To Be Separately Ordered).

[2]Versione Qucik Install In H2O STOP: Connettore H2O STOP PLUG & PLAY preinstallato per connessione rapida (accessori per collegamento da ordinare).
[2]In H2O Quick Installing Version: Prewired H2O STOP PLUG&PLAY Connector For An Easy/Rapid Connection (Connecting Accessory To Be Separately Ordered).

[3]Versione Linea Continua In/Out H2O Stop: Connettori H2O STOP PLUG & PLAY preinstallati per connessione in linea (accessori per collegamento da ordinare).
[3]In/Out H2O Stop Continous line version: Prewired H2O STOP PLUG & PLAY Connectors For An Easy In Line Connection (Connecting accessory to be separately ordered).

[1]Standard

2700K	3000K	4000K
F020A2AH001	F020A3AH001	F020A4AH001
F020A2AH006	F020A3AH006	F020A4AH006
F020A2AH018	F020A3AH018	F020A4AH018
F020A2AH030	F020A3AH030	F020A4AH030
F020A2AH033	F020A3AH033	F020A4AH033

59°
FLOOD

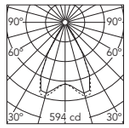

@4000K

Beam Angle:	59°	
h(m)	E(lx)	D(m)
1	594	1.14
2	148	2.28
3	66	3.41
4	37	4.55
5	24	5.69

[2]Quick Install I H2O Stop

2700K	3000K	4000K
F020B2AH001	F020B3AH001	F020B4AH001
F020B2AH006	F020B3AH006	F020B4AH006
F020B2AH018	F020B3AH018	F020B4AH018
F020B2AH030	F020B3AH030	F020B4AH030
F020B2AH033	F020B3AH033	F020B4AH033

[3]Continuous Line I/O H2O Stop

2700K	3000K	4000K
F020C2AH001	F020C3AH001	F020C4AH001
F020C2AH006	F020C3AH006	F020C4AH006
F020C2AH018	F020C3AH018	F020C4AH018
F020C2AH030	F020C3AH030	F020C4AH030
F020C2AH033	F020C3AH033	F020C4AH033

[1]Standard

2700K	3000K	4000K
F020A2EH001	F020A3EH001	F020A4EH001
F020A2EH006	F020A3EH006	F020A4EH006
F020A2EH018	F020A3EH018	F020A4EH018
F020A2EH030	F020A3EH030	F020A4EH030
F020A2EH033	F020A3EH033	F020A4EH033

17°+38°
ELLIPTICAL

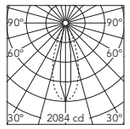

@4000K

Beam Angle:	38°	
h(m)	E(lx)	D(m)
1	2084	0.30
2	521	0.60
3	232	0.90
4	130	1.20
5	83	1.50

[2]Quick Install I H2O Stop

2700K	3000K	4000K
F020B2EH001	F020B3EH001	F020B4EH001
F020B2EH006	F020B3EH006	F020B4EH006
F020B2EH018	F020B3EH018	F020B4EH018
F020B2EH030	F020B3EH030	F020B4EH030
F020B2EH033	F020B3EH033	F020B4EH033

[3]Continuous Line I/O H2O Stop

2700K	3000K	4000K
F020C2EH001	F020C3EH001	F020C4EH001
F020C2EH006	F020C3EH006	F020C4EH006
F020C2EH018	F020C3EH018	F020C4EH018
F020C2EH030	F020C3EH030	F020C4EH030
F020C2EH033	F020C3EH033	F020C4EH033

[1]Standard

2700K	3000K	4000K
F020A2JH001	F020A3JH001	F020A4JH001
F020A2JH006	F020A3JH006	F020A4JH006
F020A2JH018	F020A3JH018	F020A4JH018
F020A2JH030	F020A3JH030	F020A4JH030
F020A2JH033	F020A3JH033	F020A4JH033

90°
DIFFUSED

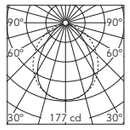

@4000K

Beam Angle:	90°	
h(m)	E(lx)	D(m)
1	177	1.67
2	44	3.34
3	20	5.00
4	11	6.67
5	7	8.34

[2]Quick Install I H2O Stop

2700K	3000K	4000K
F020B2JH001	F020B3JH001	F020B4JH001
F020B2JH006	F020B3JH006	F020B4JH006
F020B2JH018	F020B3JH018	F020B4JH018
F020B2JH030	F020B3JH030	F020B4JH030
F020B2JH033	F020B3JH033	F020B4JH033

[3]Continuous Line I/O H2O Stop

2700K	3000K	4000K
F020C2JH001	F020C3JH001	F020C4JH001
F020C2JH006	F020C3JH006	F020C4JH006
F020C2JH018	F020C3JH018	F020C4JH018
F020C2JH030	F020C3JH030	F020C4JH030
F020C2JH033	F020C3JH033	F020C4JH033

Outgraze 35 L 600 mm

Power Led: 12W - 1391 lm ≠ *FIXT 1034 lm - 2700K/CRI 80 - 48V / 12W - 1441 lm ≠ *FIXT 1071 lm - 3000K/CRI 80 - 48V / 12W - 1490 lm ≠ *FIXT 1108 lm - 4000K/CRI 80 - 48V
*FIXT lm = Medium Optic

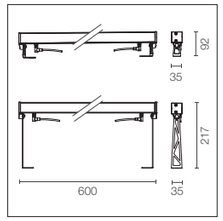

CE | III | F | IP 65 | IK 07 | 1,65 Kg | LED INCL.

Fonte di alimentazione 48V non inclusa. Driver per installazione remota e staffe di installazione da ordinare separatamente. Apparecchi dimmerabili PWM.

A richiesta versione SMART (potenza 7W - flusso -50% lm).

48V power source not included. Driver for remote installation and installation brackets to be ordered separately. Dimmable PWM luminaires.

SMART version available upon request (power 7W - flux -50% lm).

[1]Standard

2700K	3000K	4000K
F020A22H001	F020A32H001	F020A42H001
F020A22H006	F020A32H006	F020A42H006
F020A22H018	F020A32H018	F020A42H018
F020A22H030	F020A32H030	F020A42H030
F020A22H033	F020A32H033	F020A42H033

18°
SPOT

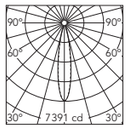

@4000K

Beam Angle:	18°	
h(m)	E(lx)	D(m)
1	7391	0.34
2	1848	0.68
3	821	1.02
4	462	1.36
5	296	1.70

[2]Quick Install I H2O Stop

2700K	3000K	4000K
F020B22H001	F020B32H001	F020B42H001
F020B22H006	F020B32H006	F020B42H006
F020B22H018	F020B32H018	F020B42H018
F020B22H030	F020B32H030	F020B42H030
F020B22H033	F020B32H033	F020B42H033

[3]Continuous Line I/O H2O Stop

2700K	3000K	4000K
F020C22H001	F020C32H001	F020C42H001
F020C22H006	F020C32H006	F020C42H006
F020C22H018	F020C32H018	F020C42H018
F020C22H030	F020C32H030	F020C42H030
F020C22H033	F020C32H033	F020C42H033

[1]Standard

2700K	3000K	4000K
F020A26H001	F020A36H001	F020A46H001
F020A26H006	F020A36H006	F020A46H006
F020A26H018	F020A36H018	F020A46H018
F020A26H030	F020A36H030	F020A46H030
F020A26H033	F020A36H033	F020A46H033

30°
MEDIUM

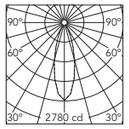

@4000K

Beam Angle:	30°	
h(m)	E(lx)	D(m)
1	2780	0.55
2	695	1.11
3	309	1.66
4	174	2.22
5	111	2.77

[2]Quick Install I H2O Stop

2700K	3000K	4000K
F020B26H001	F020B36H001	F020B46H001
F020B26H006	F020B36H006	F020B46H006
F020B26H018	F020B36H018	F020B46H018
F020B26H030	F020B36H030	F020B46H030
F020B26H033	F020B36H033	F020B46H033

[3]Continuous Line I/O H2O Stop

2700K	3000K	4000K
F020C26H001	F020C36H001	F020C46H001
F020C26H006	F020C36H006	F020C46H006
F020C26H018	F020C36H018	F020C46H018
F020C26H030	F020C36H030	F020C46H030
F020C26H033	F020C36H033	F020C46H033

[1]Versione Standard: Spezzone di cavo in uscita 1 m (accessori per collegamento da ordinare).
[1]Standard Version: 1Mt Prewired Cable (Connecting Accessory To Be Separately Ordered).

[2]Versione Qucik Install In H2O STOP: Connettore H2O STOP PLUG & PLAY preinstallato per connessione rapida (accessori per collegamento da ordinare).
[2]In H2O Quick Installing Version: Prewired H2O STOP PLUG&PLAY Connector For An Easy/Rapid Connection (Connecting Accessory To Be Separately Ordered).

[3]Versione Linea Continua In/Out H2O Stop: Connettori H2O STOP PLUG & PLAY preinstallati per connessione in linea (accessori per collegamento da ordinare).
[3]In/Out H2O Stop Continous line version: Prewired H2O STOP PLUG & PLAY Connectors For An Easy In Line Connection (Connecting accessory to be separately ordered).

[1]Standard

2700K	3000K	4000K
F020A2BH001	F020A3BH001	F020A4BH001
F020A2BH006	F020A3BH006	F020A4BH006
F020A2BH018	F020A3BH018	F020A4BH018
F020A2BH030	F020A3BH030	F020A4BH030
F020A2BH033	F020A3BH033	F020A4BH033

59°
FLOOD

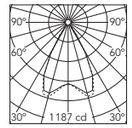

@4000K

Beam Angle:	59°	
h(m)	E(lx)	D(m)
1	1187	1.14
2	297	2.28
3	132	3.41
4	74	4.55
5	47	5.69

[2]Quick Install I H2O Stop

2700K	3000K	4000K
F020B2BH001	F020B3BH001	F020B4BH001
F020B2BH006	F020B3BH006	F020B4BH006
F020B2BH018	F020B3BH018	F020B4BH018
F020B2BH030	F020B3BH030	F020B4BH030
F020B2BH033	F020B3BH033	F020B4BH033

[3]Continuous Line I/O H2O Stop

2700K	3000K	4000K
F020C2BH001	F020C3BH001	F020C4BH001
F020C2BH006	F020C3BH006	F020C4BH006
F020C2BH018	F020C3BH018	F020C4BH018
F020C2BH030	F020C3BH030	F020C4BH030
F020C2BH033	F020C3BH033	F020C4BH033

[1]Standard

2700K	3000K	4000K
F020A2FH001	F020A3FH001	F020A4FH001
F020A2FH006	F020A3FH006	F020A4FH006
F020A2FH018	F020A3FH018	F020A4FH018
F020A2FH030	F020A3FH030	F020A4FH030
F020A2FH033	F020A3FH033	F020A4FH033

17°+38°
ELLIPTICAL

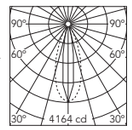

@4000K

Beam Angle:	38°	
h(m)	E(lx)	D(m)
1	4164	0.30
2	1041	0.60
3	463	0.90
4	260	1.20
5	167	1.50

[2]Quick Install I H2O Stop

2700K	3000K	4000K
F020B2FH001	F020B3FH001	F020B4FH001
F020B2FH006	F020B3FH006	F020B4FH006
F020B2FH018	F020B3FH018	F020B4FH018
F020B2FH030	F020B3FH030	F020B4FH030
F020B2FH033	F020B3FH033	F020B4FH033

[3]Continuous Line I/O H2O Stop

2700K	3000K	4000K
F020C2FH001	F020C3FH001	F020C4FH001
F020C2FH006	F020C3FH006	F020C4FH006
F020C2FH018	F020C3FH018	F020C4FH018
F020C2FH030	F020C3FH030	F020C4FH030
F020C2FH033	F020C3FH033	F020C4FH033

[1]Standard

2700K	3000K	4000K
F020A2KH001	F020A3KH001	F020A4KH001
F020A2KH006	F020A3KH006	F020A4KH006
F020A2KH018	F020A3KH018	F020A4KH018
F020A2KH030	F020A3KH030	F020A4KH030
F020A2KH033	F020A3KH033	F020A4KH033

90°
DIFFUSED

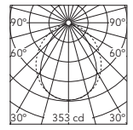

@4000K

Beam Angle:	90°	
h(m)	E(lx)	D(m)
1	353	1.67
2	88	3.34
3	39	5.00
4	22	6.67
5	14	8.34

[2]Quick Install I H2O Stop

2700K	3000K	4000K
F020B2KH001	F020B3KH001	F020B4KH001
F020B2KH006	F020B3KH006	F020B4KH006
F020B2KH018	F020B3KH018	F020B4KH018
F020B2KH030	F020B3KH030	F020B4KH030
F020B2KH033	F020B3KH033	F020B4KH033

[3]Continuous Line I/O H2O Stop

2700K	3000K	4000K
F020C2KH001	F020C3KH001	F020C4KH001
F020C2KH006	F020C3KH006	F020C4KH006
F020C2KH018	F020C3KH018	F020C4KH018
F020C2KH030	F020C3KH030	F020C4KH030
F020C2KH033	F020C3KH033	F020C4KH033

Outgraze 35 L 900 mm

Power Led: 18W - 2087 lm ≠ *FIXT 1551 lm - 2700K/CRI 80 - 48V / 18W - 2161 lm ≠ *FIXT 1607 lm - 3000K/CRI 80 - 48V / 18W - 2236 lm ≠ *FIXT 1662 lm - 4000K/CRI 80 - 48V
*FIXT lm = Medium Optic

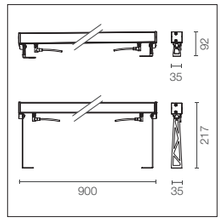

CE | III | F | IP 65 | IK 07 | 2,32 Kg | LED INCL.

Fonte di alimentazione 48V non inclusa. Driver per installazione remota e staffe di installazione da ordinare separatamente. Apparecchi dimmerabili PWM.

A richiesta versione SMART (potenza 11W - flusso -50% lm).

48V power source not included. Driver for remote installation and installation brackets to be ordered separately. Dimmable PWM luminaires.

SMART version available upon request (power 11W - flux -50% lm).

[1]Standard

2700K	3000K	4000K
F020A23H001	F020A33H001	F020A43H001
F020A23H006	F020A33H006	F020A43H006
F020A23H018	F020A33H018	F020A43H018
F020A23H030	F020A33H030	F020A43H030
F020A23H033	F020A33H033	F020A43H033

18° SPOT

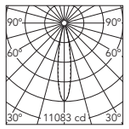

@4000K

Beam Angle:	18°
h(m) E(lx)	D(m)
1 11083	0.34
2 2771	0.68
3 1231	1.02
4 693	1.36
5 443	1.70

[2]Quick Install I H2O Stop

2700K	3000K	4000K
F020B23H001	F020B33H001	F020B43H001
F020B23H006	F020B33H006	F020B43H006
F020B23H018	F020B33H018	F020B43H018
F020B23H030	F020B33H030	F020B43H030
F020B23H033	F020B33H033	F020B43H033

[3]Continuous Line I/O H2O Stop

2700K	3000K	4000K
F020C23H001	F020C33H001	F020C43H001
F020C23H006	F020C33H006	F020C43H006
F020C23H018	F020C33H018	F020C43H018
F020C23H030	F020C33H030	F020C43H030
F020C23H033	F020C33H033	F020C43H033

[1]Standard

2700K	3000K	4000K
F020A27H001	F020A37H001	F020A47H001
F020A27H006	F020A37H006	F020A47H006
F020A27H018	F020A37H018	F020A47H018
F020A27H030	F020A37H030	F020A47H030
F020A27H033	F020A37H033	F020A47H033

30° MEDIUM

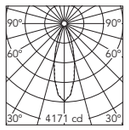

@4000K

Beam Angle:	30°
h(m) E(lx)	D(m)
1 4171	0.55
2 1043	1.11
3 463	1.66
4 261	2.22
5 167	2.77

[2]Quick Install I H2O Stop

2700K	3000K	4000K
F020B27H001	F020B37H001	F020B47H001
F020B27H006	F020B37H006	F020B47H006
F020B27H018	F020B37H018	F020B47H018
F020B27H030	F020B37H030	F020B47H030
F020B27H033	F020B37H033	F020B47H033

[3]Continuous Line I/O H2O Stop

2700K	3000K	4000K
F020C27H001	F020C37H001	F020C47H001
F020C27H006	F020C37H006	F020C47H006
F020C27H018	F020C37H018	F020C47H018
F020C27H030	F020C37H030	F020C47H030
F020C27H033	F020C37H033	F020C47H033

[1]Versione Standard: Spezzone di cavo in uscita 1 m (accessori per collegamento da ordinare).
[1]Standard Version: 1Mt Prewired Cable (Connecting Accessory To Be Separately Ordered).

[2]Versione Qucik Install In H2O STOP: Connettore H2O STOP PLUG & PLAY preinstallato per connessione rapida (accessori per collegamento da ordinare).
[2]In H2O Quick Installing Version: Prewired H2O STOP PLUG&PLAY Connector For An Easy/Rapid Connection (Connecting Accessory To Be Separately Ordered).

[3]Versione Linea Continua In/Out H2O Stop: Connettori H2O STOP PLUG & PLAY preinstallati per connessione in linea (accessori per collegamento da ordinare).
[3]In/Out H2O Stop Continous line version: Prewired H2O STOP PLUG & PLAY Connectors For An Easy In Line Connection (Connecting accessory to be separately ordered).

[1]Standard

2700K	3000K	4000K
F020A2CH001	F020A3CH001	F020A4CH001
F020A2CH006	F020A3CH006	F020A4CH006
F020A2CH018	F020A3CH018	F020A4CH018
F020A2CH030	F020A3CH030	F020A4CH030
F020A2CH033	F020A3CH033	F020A4CH033

59° FLOOD

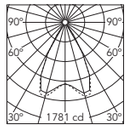

@4000K

Beam Angle:	59°
h(m) E(lx)	D(m)
1 1781	1.14
2 445	2.28
3 198	3.41
4 111	4.55
5 71	5.69

[2]Quick Install I H2O Stop

2700K	3000K	4000K
F020B2CH001	F020B3CH001	F020B4CH001
F020B2CH006	F020B3CH006	F020B4CH006
F020B2CH018	F020B3CH018	F020B4CH018
F020B2CH030	F020B3CH030	F020B4CH030
F020B2CH033	F020B3CH033	F020B4CH033

[3]Continuous Line I/O H2O Stop

2700K	3000K	4000K
F020C2CH001	F020C3CH001	F020C4CH001
F020C2CH006	F020C3CH006	F020C4CH006
F020C2CH018	F020C3CH018	F020C4CH018
F020C2CH030	F020C3CH030	F020C4CH030
F020C2CH033	F020C3CH033	F020C4CH033

[1]Standard

2700K	3000K	4000K
F020A2GH001	F020A3GH001	F020A4GH001
F020A2GH006	F020A3GH006	F020A4GH006
F020A2GH018	F020A3GH018	F020A4GH018
F020A2GH030	F020A3GH030	F020A4GH030
F020A2GH033	F020A3GH033	F020A4GH033

17°+38° ELLIPTICAL

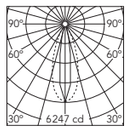

@4000K

Beam Angle:	38°
h(m) E(lx)	D(m)
1 6247	0.30
2 1562	0.60
3 694	0.90
4 390	1.20
5 250	1.50

[2]Quick Install I H2O Stop

2700K	3000K	4000K
F020B2GH001	F020B3GH001	F020B4GH001
F020B2GH006	F020B3GH006	F020B4GH006
F020B2GH018	F020B3GH018	F020B4GH018
F020B2GH030	F020B3GH030	F020B4GH030
F020B2GH033	F020B3GH033	F020B4GH033

[3]Continuous Line I/O H2O Stop

2700K	3000K	4000K
F020C2GH001	F020C3GH001	F020C4GH001
F020C2GH006	F020C3GH006	F020C4GH006
F020C2GH018	F020C3GH018	F020C4GH018
F020C2GH030	F020C3GH030	F020C4GH030
F020C2GH033	F020C3GH033	F020C4GH033

[1]Standard

2700K	3000K	4000K
F020A2LH001	F020A3LH001	F020A4LH001
F020A2LH006	F020A3LH006	F020A4LH006
F020A2LH018	F020A3LH018	F020A4LH018
F020A2LH030	F020A3LH030	F020A4LH030
F020A2LH033	F020A3LH033	F020A4LH033

90° DIFFUSED

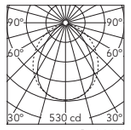

@4000K

Beam Angle:	90°
h(m) E(lx)	D(m)
1 530	1.67
2 132	3.34
3 59	5.00
4 33	6.67
5 21	8.34

[2]Quick Install I H2O Stop

2700K	3000K	4000K
F020B2LH001	F020B3LH001	F020B4LH001
F020B2LH006	F020B3LH006	F020B4LH006
F020B2LH018	F020B3LH018	F020B4LH018
F020B2LH030	F020B3LH030	F020B4LH030
F020B2LH033	F020B3LH033	F020B4LH033

[3]Continuous Line I/O H2O Stop

2700K	3000K	4000K
F020C2LH001	F020C3LH001	F020C4LH001
F020C2LH006	F020C3LH006	F020C4LH006
F020C2LH018	F020C3LH018	F020C4LH018
F020C2LH030	F020C3LH030	F020C4LH030
F020C2LH033	F020C3LH033	F020C4LH033

Outgraze 35 L 1200 mm

Power Led: 23W - 2782 lm ≠ *FIXT 2069 lm - 2700K/CRI 80 - 48V /23W - 2881 lm ≠ *FIXT 2142 lm - 3000K/CRI 80 - 48V / 23W - 2981 lm ≠ *FIXT 2216 lm - 4000K/CRI 80 - 48V
*FIXT lm = Medium Optic

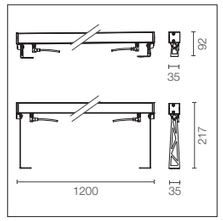

CE | III | F | IP 65 | IK 07 | 2,90 Kg | LED INCL.

Fonte di alimentazione 48V non inclusa. Driver per installazione remota e staffe di installazione da ordinare separatamente. Apparecchi dimmerabili PWM.

A richiesta versione SMART (potenza 14W - flusso -50% lm).

48V power source not included. Driver for remote installation and installation brackets to be ordered separately. Dimmable PWM luminaires.

SMART version available upon request (power 14W - flux -50% lm).

[1]Standard

2700K	3000K	4000K
F020A24H001	F020A34H001	F020A44H001
F020A24H006	F020A34H006	F020A44H006
F020A24H018	F020A34H018	F020A44H018
F020A24H030	F020A34H030	F020A44H030
F020A24H033	F020A34H033	F020A44H033

18°
SPOT

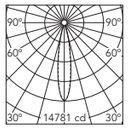

@4000K

Beam Angle:	18°	
h(m)	E(lx)	D(m)
1	14781	0.34
2	3695	0.68
3	1642	1.02
4	924	1.36
5	591	1.70

[2]Quick Install I H2O Stop

2700K	3000K	4000K
F020B24H001	F020B34H001	F020B44H001
F020B24H006	F020B34H006	F020B44H006
F020B24H018	F020B34H018	F020B44H018
F020B24H030	F020B34H030	F020B44H030
F020B24H033	F020B34H033	F020B44H033

[3]Continuous Line I/O H2O Stop

2700K	3000K	4000K
F020C24H001	F020C34H001	F020C44H001
F020C24H006	F020C34H006	F020C44H006
F020C24H018	F020C34H018	F020C44H018
F020C24H030	F020C34H030	F020C44H030
F020C24H033	F020C34H033	F020C44H033

[1]Standard

2700K	3000K	4000K
F020A28H001	F020A38H001	F020A48H001
F020A28H006	F020A38H006	F020A48H006
F020A28H018	F020A38H018	F020A48H018
F020A28H030	F020A38H030	F020A48H030
F020A28H033	F020A38H033	F020A48H033

30°
MEDIUM

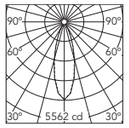

@4000K

Beam Angle:	30°	
h(m)	E(lx)	D(m)
1	5562	0.55
2	1390	1.11
3	618	1.66
4	348	2.22
5	222	2.77

[2]Quick Install I H2O Stop

2700K	3000K	4000K
F020B28H001	F020B38H001	F020B48H001
F020B28H006	F020B38H006	F020B48H006
F020B28H018	F020B38H018	F020B48H018
F020B28H030	F020B38H030	F020B48H030
F020B28H033	F020B38H033	F020B48H033

[3]Continuous Line I/O H2O Stop

2700K	3000K	4000K
F020C28H001	F020C38H001	F020C48H001
F020C28H006	F020C38H006	F020C48H006
F020C28H018	F020C38H018	F020C48H018
F020C28H030	F020C38H030	F020C48H030
F020C28H033	F020C38H033	F020C48H033

[1]Versione Standard: Spezzone di cavo in uscita 1 m (accessori per collegamento da ordinare).
[1]Standard Version: 1Mt Prewired Cable (Connecting Accessory To Be Separately Ordered).

[2]Versione Qucik Install In H2O STOP: Connettore H2O STOP PLUG & PLAY preinstallato per connessione rapida (accessori per collegamento da ordinare).
[2]In H2O Quick Installing Version: Prewired H2O STOP PLUG&PLAY Connector For An Easy/Rapid Connection (Connecting Accessory To Be Separately Ordered).

[3]Versione Linea Continua In/Out H2O Stop: Connettori H2O STOP PLUG & PLAY preinstallati per connessione in linea (accessori per collegamento da ordinare).
[3]In/Out H2O Stop Continous line version: Prewired H2O STOP PLUG & PLAY Connectors For An Easy In Line Connection (Connecting accessory to be separately ordered).

[1]Standard

2700K	3000K	4000K
F020A2DH001	F020A3DH001	F020A4DH001
F020A2DH006	F020A3DH006	F020A4DH006
F020A2DH018	F020A3DH018	F020A4DH018
F020A2DH030	F020A3DH030	F020A4DH030
F020A2DH033	F020A3DH033	F020A4DH033

59°
FLOOD

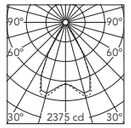

@4000K

Beam Angle:	59°	
h(m)	E(lx)	D(m)
1	2375	1.14
2	594	2.28
3	264	3.41
4	148	4.55
5	95	5.69

[2]Quick Install I H2O Stop

2700K	3000K	4000K
F020B2DH001	F020B3DH001	F020B4DH001
F020B2DH006	F020B3DH006	F020B4DH006
F020B2DH018	F020B3DH018	F020B4DH018
F020B2DH030	F020B3DH030	F020B4DH030
F020B2DH033	F020B3DH033	F020B4DH033

[3]Continuous Line I/O H2O Stop

2700K	3000K	4000K
F020C2DH001	F020C3DH001	F020C4DH001
F020C2DH006	F020C3DH006	F020C4DH006
F020C2DH018	F020C3DH018	F020C4DH018
F020C2DH030	F020C3DH030	F020C4DH030
F020C2DH033	F020C3DH033	F020C4DH033

[1]Standard

2700K	3000K	4000K
F020A2HH001	F020A3HH001	F020A4HH001
F020A2HH006	F020A3HH006	F020A4HH006
F020A2HH018	F020A3HH018	F020A4HH018
F020A2HH030	F020A3HH030	F020A4HH030
F020A2HH033	F020A3HH033	F020A4HH033

17°+38°
ELLIPTICAL

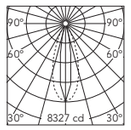

@4000K

Beam Angle:	38°	
h(m)	E(lx)	D(m)
1	8327	0.30
2	2082	0.60
3	925	0.90
4	520	1.20
5	333	1.50

[2]Quick Install I H2O Stop

2700K	3000K	4000K
F020B2HH001	F020B3HH001	F020B4HH001
F020B2HH006	F020B3HH006	F020B4HH006
F020B2HH018	F020B3HH018	F020B4HH018
F020B2HH030	F020B3HH030	F020B4HH030
F020B2HH033	F020B3HH033	F020B4HH033

[3]Continuous Line I/O H2O Stop

2700K	3000K	4000K
F020C2HH001	F020C3HH001	F020C4HH001
F020C2HH006	F020C3HH006	F020C4HH006
F020C2HH018	F020C3HH018	F020C4HH018
F020C2HH030	F020C3HH030	F020C4HH030
F020C2HH033	F020C3HH033	F020C4HH033

[1]Standard

2700K	3000K	4000K
F020A2MH001	F020A3MH001	F020A4MH001
F020A2MH006	F020A3MH006	F020A4MH006
F020A2MH018	F020A3MH018	F020A4MH018
F020A2MH030	F020A3MH030	F020A4MH030
F020A2MH033	F020A3MH033	F020A4MH033

90°
DIFFUSED

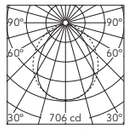

@4000K

Beam Angle:	90°	
h(m)	E(lx)	D(m)
1	706	1.67
2	177	3.34
3	78	5.00
4	44	6.67
5	28	8.34

[2]Quick Install I H2O Stop

2700K	3000K	4000K
F020B2MH001	F020B3MH001	F020B4MH001
F020B2MH006	F020B3MH006	F020B4MH006
F020B2MH018	F020B3MH018	F020B4MH018
F020B2MH030	F020B3MH030	F020B4MH030
F020B2MH033	F020B3MH033	F020B4MH033

[3]Continuous Line I/O H2O Stop

2700K	3000K	4000K
F020C2MH001	F020C3MH001	F020C4MH001
F020C2MH006	F020C3MH006	F020C4MH006
F020C2MH018	F020C3MH018	F020C4MH018
F020C2MH030	F020C3MH030	F020C4MH030
F020C2MH033	F020C3MH033	F020C4MH033

Outgraze 35 Easy L 300 mm

Power Led: 4,5W - 454 lm ≠ FIXT 190 lm - 2700K/CRI 80 - 24V / 4,5W - 494 lm ≠ FIXT 207 lm - 3000K/CRI 80 - 24V / 4,5W - 533 lm ≠ FIXT 223 lm - 4000K/CRI 80 - 24V

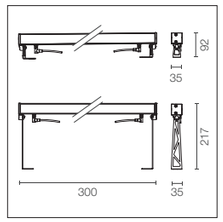

IP 65

IK 07

0,80 Kg

LED INCL

Fonte di alimentazione 24V non inclusa. Driver per installazione remota e staffe di installazione da ordinare separatamente. Apparecchi dimmerabili PWM.

Vetro sabbiato.

24V power source not included. Driver for remote installation and installation brackets to be ordered separately. Dimmable PWM luminaires.

Sandblasted glass.

[1]Standard

2700K	3000K	4000K
F020G2JH001	F020G3JH001	F020G4JH001
F020G2JH006	F020G3JH006	F020G4JH006
F020G2JH018	F020G3JH018	F020G4JH018
F020G2JH030	F020G3JH030	F020G4JH030
F020G2JH033	F020G3JH033	F020G4JH033

90°
DIFFUSED

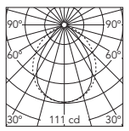

@4000K

Beam Angle: 90°

h(m)	E(lx)	D(m)
1	111	1.62
2	28	3.23
3	12	4.85
4	7	6.46
5	4	8.08

[2]Quick Install I H2O Stop

2700K	3000K	4000K
F020H2JH001	F020H3JH001	F020H4JH001
F020H2JH006	F020H3JH006	F020H4JH006
F020H2JH018	F020H3JH018	F020H4JH018
F020H2JH030	F020H3JH030	F020H4JH030
F020H2JH033	F020H3JH033	F020H4JH033

[3]Continuous Line I/O H2O Stop

2700K	3000K	4000K
F020J2JH001	F020J3JH001	F020J4JH001
F020J2JH006	F020J3JH006	F020J4JH006
F020J2JH018	F020J3JH018	F020J4JH018
F020J2JH030	F020J3JH030	F020J4JH030
F020J2JH033	F020J3JH033	F020J4JH033

Outgraze 35 Easy L 300 mm - Tunable White

Power Led: 4,5W - 227÷286 lm ≠ *FIXT 95÷120 lm - 2700K÷5700K/CRI 80 - 2CH x 24V
*FIXT lm = Medium Optic

[4]Tunable White Standard

2700K÷5700K
F020GTJH001
F020GTJH006
F020GTJH018
F020GTJH030
F020GTJH033

[5]Tunable White Quick Install I H2O Stop

2700K÷5700K
F020HTJH001
F020HTJH006
F020HTJH018
F020HTJH030
F020HTJH033

[6]Tunable White Continous Line I/O H2O Stop

2700K÷5700K
F020JTJH001
F020JTJH006
F020JTJH018
F020JTJH030
F020JTJH033

[1]Versione Standard: Spezzone di cavo in uscita 1 m (accessori per collegamento da ordinare).
[1]Standard Version: 1Mt Prewired Cable (Connecting Accessory To Be Separately Ordered).

[2]Versione Qucik Install In H2O STOP: Connettore H2O STOP PLUG & PLAY preinstallato per connessione rapida (accessori per collegamento da ordinare).
[2]In H2O Quick Installing Version: Prewired H2O STOP PLUG&PLAY Connector For An Easy/Rapid Connection (Connecting Accessory To Be Separately Ordered).

[3]Versione Linea Continua In/Out H2O Stop: Connettori H2O STOP PLUG & PLAY preinstallati per connessione in linea (accessori per collegamento da ordinare).
[3]In/Out H2O Stop Continous line version: Prewired H2O STOP PLUG & PLAY Connectors For An Easy In Line Connection (Connecting accessory to be separately ordered).

Outgraze 35 Easy L 600 mm

Power Led: 9W - 909 lm ≠ FIXT 381 lm - 2700K/CRI 80 - 24V / 9W - 988 lm ≠ FIXT 414 lm - 3000K/CRI 80 - 24V / 9W - 1067 lm ≠ FIXT 447 lm - 4000K/CRI 80 - 24V

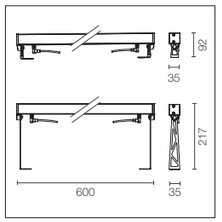

IP 65

IK 07

1,65 Kg

LED INCL

Fonte di alimentazione 24V non inclusa. Driver per installazione remota e staffe di installazione da ordinare separatamente. Apparecchi dimmerabili PWM.

Vetro sabbiato.

24V power source not included. Driver for remote installation and installation brackets to be ordered separately. Dimmable PWM luminaires.

Sandblasted glass.

[1]Standard

2700K	3000K	4000K
F020G2KH001	F020G3KH001	F020G4KH001
F020G2KH006	F020G3KH006	F020G4KH006
F020G2KH018	F020G3KH018	F020G4KH018
F020G2KH030	F020G3KH030	F020G4KH030
F020G2KH033	F020G3KH033	F020G4KH033

90°
DIFFUSED

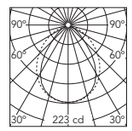

@4000K

Beam Angle: 90°

h(m)	E(lx)	D(m)
1	223	1.62
2	56	3.23
3	25	4.85
4	14	6.46
5	9	8.08

[2]Quick Install I H2O Stop

2700K	3000K	4000K
F020H2KH001	F020H3KH001	F020H4KH001
F020H2KH006	F020H3KH006	F020H4KH006
F020H2KH018	F020H3KH018	F020H4KH018
F020H2KH030	F020H3KH030	F020H4KH030
F020H2KH033	F020H3KH033	F020H4KH033

[3]Continuous Line I/O H2O Stop

2700K	3000K	4000K
F020J2KH001	F020J3KH001	F020J4KH001
F020J2KH006	F020J3KH006	F020J4KH006
F020J2KH018	F020J3KH018	F020J4KH018
F020J2KH030	F020J3KH030	F020J4KH030
F020J2KH033	F020J3KH033	F020J4KH033

Outgraze 35 Easy L 600 mm - Tunable White

Power Led: 9W - 454÷573 lm ≠ *FIXT 190÷240 lm - 2700K÷5700K/CRI 80 - 2CH x 24V
*FIXT lm = Medium Optic

[4]Tunable White Standard

2700K÷5700K
F020GTKH001
F020GTKH006
F020GTKH018
F020GTKH030
F020GTKH033

[5]Tunable White Quick Install I H2O Stop

2700K÷5700K
F020HTKH001
F020HTKH006
F020HTKH018
F020HTKH030
F020HTKH033

[6]Tunable White Continous Line I/O H2O Stop

2700K÷5700K
F020JTKH001
F020JTKH006
F020JTKH018
F020JTKH030
F020JTKH033

[4]Versione Tunable White Standard: Spezzone di cavo in uscita 1 m.
[4]Standard Tunable White Version: 1Mt Prewired Cable.

[5]Versione tunable whte quick install In H2O Stop: Connettore H2O STOP PLUG & PLAY preinstallato per connessione rapida (Accessori per collegamento da ordinare).
[5]In H2O Quick Installing Tunable White Version: Prewired H2o Stop Plug&Play Connector For An Easy/Rapid Connection (Connecting Accessory To Be Separately Ordered).

[6]Versione Tunable White Linea Continua In/Out: connettori H2O STOP PLUG & PLAY preinstallati per connessione in linea (Accessori per collegamento da ordinare).
[6]In/Out H2O Stop continous Tunable White Version: Prewired H2o Stop Plug&Play Connectors For An Easy In Line Connection (Connectig accessory to be separately orderd).

Outgraze 35 Easy L 900 mm

Power Led: 13W - 1363 lm ≠ FIXT 571 lm - 2700K/CRI 80 - 24V / 13W - 1481 lm ≠ FIXT 621 lm - 3000K/CRI 80 - 24V / 13W - 1600 lm ≠ FIXT 670 lm - 4000K/CRI 80 - 24V

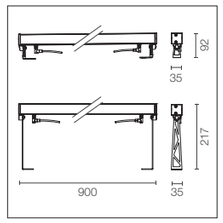

IP 65

IK 07

2,32 Kg

LED INCL.

Fonte di alimentazione 24V non inclusa. Driver per installazione remota e staffe di installazione da ordinare separatamente. Apparecchi dimmerabili PWM.

Vetro sabbiato.

24V power source not included. Driver for remote installation and installation brackets to be ordered separately. Dimmable PWM luminaires.

Sandblasted glass.

[1]Standard

2700K	3000K	4000K
F020G2LH001	F020G3LH001	F020G4LH001
F020G2LH006	F020G3LH006	F020G4LH006
F020G2LH018	F020G3LH018	F020G4LH018
F020G2LH030	F020G3LH030	F020G4LH030
F020G2LH033	F020G3LH033	F020G4LH033

90° DIFFUSED

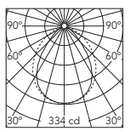

@4000K

Beam Angle:		90°
h(m)	E(lx)	D(m)
1	334	1.62
2	83	3.23
3	37	4.85
4	21	6.46
5	13	8.08

[2]Quick Install I H2O Stop

2700K	3000K	4000K
F020H2LH001	F020H3LH001	F020H4LH001
F020H2LH006	F020H3LH006	F020H4LH006
F020H2LH018	F020H3LH018	F020H4LH018
F020H2LH030	F020H3LH030	F020H4LH030
F020H2LH033	F020H3LH033	F020H4LH033

[3]Continuous Line I/O H2O Stop

2700K	3000K	4000K
F020J2LH001	F020J3LH001	F020J4LH001
F020J2LH006	F020J3LH006	F020J4LH006
F020J2LH018	F020J3LH018	F020J4LH018
F020J2LH030	F020J3LH030	F020J4LH030
F020J2LH033	F020J3LH033	F020J4LH033

Outgraze 35 Easy L 900 mm - Tunable White

Power Led: 13W - 681÷859 lm ≠ *FIXT 285÷360 lm - 2700K÷5700K/CRI 80 - 2CH x 24V
*FIXT lm = Medium Optic

[4]Tunable White Standard

2700K÷5700K
F020GTLH001
F020GTLH006
F020GTLH018
F020GTLH030
F020GTLH033

[5]Tunable White Quick Install I H2O Stop

2700K÷5700K
F020HTLH001
F020HTLH006
F020HTLH018
F020HTLH030
F020HTLH033

[6]Tunable White Continous Line I/O H2O Stop

2700K÷5700K
F020JTLH001
F020JTLH006
F020JTLH018
F020JTLH030
F020JTLH033

[1]Versione Standard: Spezzone di cavo in uscita 1 m (accessori per collegamento da ordinare).
[1]Standard Version: 1Mt Prewired Cable (Connecting Accessory To Be Separately Ordered).

[2]Versione Qucik Install In H2O STOP: Connettore H2O STOP PLUG & PLAY preinstallato per connessione rapida (accessori per collegamento da ordinare).
[2]In H2O Quick Installing Version: Prewired H2O STOP PLUG&PLAY Connector For An Easy/Rapid Connection (Connecting Accessory To Be Separately Ordered).

[3]Versione Linea Continua In/Out H2O Stop: Connettori H2O STOP PLUG & PLAY preinstallati per connessione in linea (accessori per collegamento da ordinare).
[3]In/Out H2O Stop Continous line version: Prewired H2O STOP PLUG & PLAY Connectors For An Easy In Line Connection (Connecting accessory to be separately ordered).

Outgraze 35 Easy L 1200 mm

Power Led: 17,5W -1817 lm ≠ FIXT 761 lm - 2700K/CRI 80 - 24V / 17,5W - 1975 lm ≠ FIXT 827 lm - 3000K/CRI 80 - 24V / 17,5W - 2133 lm ≠ FIXT 894 lm - 4000K/CRI 80 - 24V

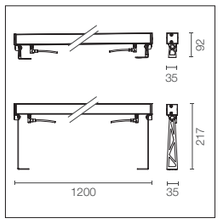

IP 65

IK 07

2,90 Kg

LED INCL.

Fonte di alimentazione 24V non inclusa. Driver per installazione remota e staffe di installazione da ordinare separatamente. Apparecchi dimmerabili PWM.

Vetro sabbiato

24V power source not included. Driver for remote installation and installation brackets to be ordered separately. Dimmable PWM luminaires.

Sandblasted glass

[1]Standard

2700K	3000K	4000K
F020G2MH001	F020G3MH001	F020G4MH001
F020G2MH006	F020G3MH006	F020G4MH006
F020G2MH018	F020G3MH018	F020G4MH018
F020G2MH030	F020G3MH030	F020G4MH030
F020G2MH033	F020G3MH033	F020G4MH033

90° DIFFUSED

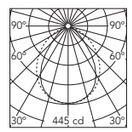

@4000K

Beam Angle:		90°
h(m)	E(lx)	D(m)
1	445	1.62
2	111	3.23
3	49	4.85
4	28	6.46
5	18	8.08

[2]Quick Install I H2O Stop

2700K	3000K	4000K
F020H2MH001	F020H3MH001	F020H4MH001
F020H2MH006	F020H3MH006	F020H4MH006
F020H2MH018	F020H3MH018	F020H4MH018
F020H2MH030	F020H3MH030	F020H4MH030
F020H2MH033	F020H3MH033	F020H4MH033

[3]Continuous Line I/O H2O Stop

2700K	3000K	4000K
F020J2MH001	F020J3MH001	F020J4MH001
F020J2MH006	F020J3MH006	F020J4MH006
F020J2MH018	F020J3MH018	F020J4MH018
F020J2MH030	F020J3MH030	F020J4MH030
F020J2MH033	F020J3MH033	F020J4MH033

Outgraze 35 Easy L 1200 mm - Tunable White

Power Led: 17,5W - 909÷1146 lm ≠ *FIXT 381÷480 lm - 2700K÷5700K/CRI 80 - 2CH x 24V
*FIXT lm = Medium Optic

[4]Tunable White Standard

2700K÷5700K
F020GTMH001
F020GTMH006
F020GTMH018
F020GTMH030
F020GTMH033

[5]Tunable White Quick Install I H2O Stop

2700K÷5700K
F020HTMH001
F020HTMH006
F020HTMH018
F020HTMH030
F020HTMH033

[6]Tunable White Continous Line I/O H2O Stop

2700K÷5700K
F020JTMH001
F020JTMH006
F020JTMH018
F020JTMH030
F020JTMH033

[4]Versione Tunable White Standard: Spezzone di cavo in uscita 1 m.
[4]Standard Tunable White Version: 1Mt Prewired Cable.

[5]Versione tunable whte quick install In H2O Stop: Connettore H2O STOP PLUG & PLAY preinstallato per connessione rapida (Accessori per collegamento da ordinare).
[5]In H2O Quick Installing Tunable White Version: Prewired H2O STOP PLUG & PLAY Connector For An Easy/Rapid Connection (Connecting Accessory To Be Separately Ordered).

[6]Versione Tunable White Linea Continua In/Out: connettori H2O STOP PLUG & PLAY preinstallati per connessione in linea (Accessori per collegamento da ordinare).
[6]In/Out H2O Stop continous Tunable White Version : Prewired H2O STOP PLUG & PLAY Connectors For An Easy In Line Connection (Connectig accessory to be separately orderd).

Outgraze 35

Coppia staffe corte L 80mm.	One pair of short rods L 80 mm.	○ F1203001 ● F1203006 ● F1203033 ● F1203030 ● F1203018	
Coppia staffe lunghe L 200mm.	One pair of long rods L 200 mm.	○ F1204001 ● F1204006 ● F1204033 ● F1204030 ● F1204018	
Connettore 4 poli 2 vie IP68 (cavi 5,5÷12mm).	2 way terminal block 4 poles IP68 (5,5÷12mm cables).	F990C00A000	
Conettore 4 poli 3/4 vie IP68 (cavi 7-12mm).	3/4 way terminal block 4 poles IP68 (7-12mm cables).	F990C10000	
Alimentatore 48V 60W / 110-240V IP67 Classe I selv eq.	Power supply 48V 60W / 110-240V IP67 Class I selv eq.	Outgraze 35x35 RF25753	
Alimentatore 48V 240W / 110-240V singolo output DIN RAIL.	Power supply 48V 240W / 110-240V single output DIN RAIL.	Outgraze 35x35 RF25746	
Connettore 4 poli plug & play.	Plug & play connector 4 poles.	F021Z01000	
Doppio connettore 4 poli plug & play + cavo L 600 mm.	Double plug & play connector 4 poles + cable 600 mm lenght .	F021Z02000	
Connettore 4 poli plug & play + cavoLl 5000 mm.	Plug & play connector 4 poles + cable 5000 mm lenght.	F021Z03000	
Per versioni TUNABLE WHITE: Interfaccia di Controllo DALI PWM 2CH 24Vdc 90W IP20. Fonte di alimentazione non inclusa.	**For TUNABLE WHITE version:** DALI PWM Control Interface 24Vdc 90W IP20. power supply not included.	F990B09A000	
Per versioni OUTGRAZE 35 EASY (24V): Interfaccia di controllo DALI PWM 24Vdc 120W IP20. Fonte di alimentazione non inclusa.	**For OUTGRAZE 35 EASY version (24V):** DALI PWM CONTROL INTERFACE 24Vdc 120W IP20. power supply not included.	F990B07A000	

Outgraze 35

Per versioni OUTGRAZE 35 STANDARD (48V): Interfaccia di controllo DALI PWM 48Vdc 120W IP20. Fonte di alimentazione non inclusa.	**For OUTGRAZE 35 STANDARD (48V) version:** DALI PWM CONTROL INTERFACE 48Vdc 120W IP20. power supply not included.	F990B08A000	
Alimentatore per installazione remota 24V DC 50W / 120-240V IP67 Classe II selv.	Power supply for remote installation 24V DC 50W / 120-240V IP67 Class II selv.	RF25755	
Alimentatore per installazione remota 24V DC 70W / 220-240V IP67 Classe II selv.	Power supply for remote installation 24V DC 70W / 220-240V IP67 Class II selv.	RF25749	
Alimentatore per installazione remota 24V DC 100W / 120-240V IP67 Classe II selv.	Power supply for remote installation 24V DC 100W / 120-240V IP67 Class II selv.	RF25756	

Outgraze 50 L 300 mm - Non Dimmable

Power Led: 8W - 835 lm ≠ *FIXT 685 lm - 2700K/CRI 80 - 220-240V / 8W - 864 lm ≠ *FIXT 709 lm - 3000K/CRI 80 - 220-240V / 8W - 894 lm ≠ *FIXT 734 lm - 4000K/CRI 80 -220-240V
*FIXT lm = Medium Optic

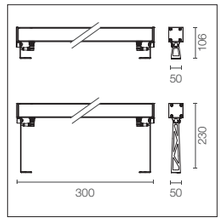

CE

IP 65

IK 07

2,55 Kg

LED INCL.

Fonte di alimentazione 220/240V integrata. Staffe di installazione da ordinare separatamente.

A richiesta versione SMART (potenza 6W - flusso -30% lm).

Integrated 220/240V power source. Installation brackets, to be ordered separately.

SMART version available upon request (power 6W - flux -30% lm).

[1]Standard

2700K	3000K	4000K
F021A21A001	F021A31A001	F021A41A001
F021A21A006	F021A31A006	F021A41A006
F021A21A018	F021A31A018	F021A41A018
F021A21A030	F021A31A030	F021A41A030
F021A21A033	F021A31A033	F021A41A033

13° SPOT

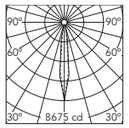

@4000K

Beam Angle: 13°

h(m)	E(lx)	D(m)
1	8675	0.25
2	2169	0.49
3	964	0.74
4	542	0.98
5	347	1.23

[2]Quick Install I H2O Stop

2700K	3000K	4000K
F021B21A001	F021B31A001	F021B41A001
F021B21A006	F021B31A006	F021B41A006
F021B21A018	F021B31A018	F021B41A018
F021B21A030	F021B31A030	F021B41A030
F021B21A033	F021B31A033	F021B41A033

[3]Continuous Line I/O H2O Stop

2700K	3000K	4000K
F021C21A001	F021C31A001	F021C41A001
F021C21A006	F021C31A006	F021C41A006
F021C21A018	F021C31A018	F021C41A018
F021C21A030	F021C31A030	F021C41A030
F021C21A033	F021C31A033	F021C41A033

[1]Standard

2700K	3000K	4000K
F021A25A001	F021A35A001	F021A45A001
F021A25A006	F021A35A006	F021A45A006
F021A25A018	F021A35A018	F021A45A018
F021A25A030	F021A35A030	F021A45A030
F021A25A033	F021A35A033	F021A45A033

29° MEDIUM

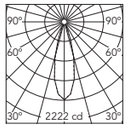

@4000K

Beam Angle: 29°

h(m)	E(lx)	D(m)
1	2222	0.52
2	555	1.04
3	247	1.56
4	139	2.08
5	89	2.60

[2]Quick Install I H2O Stop

2700K	3000K	4000K
F021B25A001	F021B35A001	F021B45A001
F021B25A006	F021B35A006	F021B45A006
F021B25A018	F021B35A018	F021B45A018
F021B25A030	F021B35A030	F021B45A030
F021B25A033	F021B35A033	F021B45A033

[3]Continuous Line I/O H2O Stop

2700K	3000K	4000K
F021C25A001	F021C35A001	F021C45A001
F021C25A006	F021C35A006	F021C45A006
F021C25A018	F021C35A018	F021C45A018
F021C25A030	F021C35A030	F021C45A030
F021C25A033	F021C35A033	F021C45A033

[1]Versione Standard: Spezzone di cavo in uscita 1 m (accessori per collegamento da ordinare).
[1]Standard Version: 1Mt Prewired Cable (Connecting Accessory To Be Separately Ordered).

[2]Versione Qucik Install In H2O STOP: Connettore H2O STOP PLUG & PLAY preinstallato per connessione rapida (accessori per collegamento da ordinare).
[2]In H2O Quick Installing Version: Prewired H2O STOP PLUG & PLAY Connector For An Easy/Rapid Connection (Connecting Accessory To Be Separately Ordered).

[3]Versione Linea Continua In/Out H2O Stop: Connettori H2O STOP PLUG & PLAY preinstallati per connessione in linea (accessori per collegamento da ordinare).
[3]In/Out H2O Stop Continous line version: Prewired H2O STOP PLUG & PLAY Connectors For An Easy In Line Connection (Connecting accessory to be separately ordered).

[1]Standard

2700K	3000K	4000K
F021A2AA001	F021A3AA001	F021A4AA001
F021A2AA006	F021A3AA006	F021A4AA006
F021A2AA018	F021A3AA018	F021A4AA018
F021A2AA030	F021A3AA030	F021A4AA030
F021A2AA033	F021A3AA033	F021A4AA033

44° FLOOD

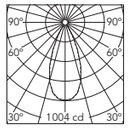

@4000K

Beam Angle: 44°

h(m)	E(lx)	D(m)
1	1004	0.81
2	251	1.63
3	112	2.44
4	63	3.26
5	40	4.07

[2]Quick Install I H2O Stop

2700K	3000K	4000K
F021B2AA001	F021B3AA001	F021B4AA001
F021B2AA006	F021B3AA006	F021B4AA006
F021B2AA018	F021B3AA018	F021B4AA018
F021B2AA030	F021B3AA030	F021B4AA030
F021B2AA033	F021B3AA033	F021B4AA033

[3]Continuous Line I/O H2O Stop

2700K	3000K	4000K
F021C2AA001	F021C3AA001	F021C4AA001
F021C2AA006	F021C3AA006	F021C4AA006
F021C2AA018	F021C3AA018	F021C4AA018
F021C2AA030	F021C3AA030	F021C4AA030
F021C2AA033	F021C3AA033	F021C4AA033

[1]Standard

2700K	3000K	4000K
F021A2EA001	F021A3EA001	F021A4EA001
F021A2EA006	F021A3EA006	F021A4EA006
F021A2EA018	F021A3EA018	F021A4EA018
F021A2EA030	F021A3EA030	F021A4EA030
F021A2EA033	F021A3EA033	F021A4EA033

13°+53° ELLIPTICAL

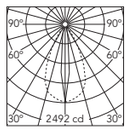

@4000K

Beam Angle: 53°

h(m)	E(lx)	D(m)
1	2492	0.22
2	623	0.44
3	277	0.66
4	156	0.88
5	100	1.10

[2]Quick Install I H2O Stop

2700K	3000K	4000K
F021B2EA001	F021B3EA001	F021B4EA001
F021B2EA006	F021B3EA006	F021B4EA006
F021B2EA018	F021B3EA018	F021B4EA018
F021B2EA030	F021B3EA030	F021B4EA030
F021B2EA033	F021B3EA033	F021B4EA033

[3]Continuous Line I/O H2O Stop

2700K	3000K	4000K
F021C2EA001	F021C3EA001	F021C4EA001
F021C2EA006	F021C3EA006	F021C4EA006
F021C2EA018	F021C3EA018	F021C4EA018
F021C2EA030	F021C3EA030	F021C4EA030
F021C2EA033	F021C3EA033	F021C4EA033

[1]Standard

2700K	3000K	4000K
F021A2JA001	F021A3JA001	F021A4JA001
F021A2JA006	F021A3JA006	F021A4JA006
F021A2JA018	F021A3JA018	F021A4JA018
F021A2JA030	F021A3JA030	F021A4JA030
F021A2JA033	F021A3JA033	F021A4JA033

90° DIFFUSED

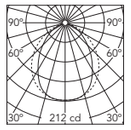

@4000K

Beam Angle: 90°

h(m)	E(lx)	D(m)
1	212	1.74
2	53	3.49
3	24	5.23
4	13	6.98
5	8	8.72

[2]Quick Install I H2O Stop

2700K	3000K	4000K
F021B2JA001	F021B3JA001	F021B4JA001
F021B2JA006	F021B3JA006	F021B4JA006
F021B2JA018	F021B3JA018	F021B4JA018
F021B2JA030	F021B3JA030	F021B4JA030
F021B2JA033	F021B3JA033	F021B4JA033

[3]Continuous Line I/O H2O Stop

2700K	3000K	4000K
F021C2JA001	F021C3JA001	F021C4JA001
F021C2JA006	F021C3JA006	F021C4JA006
F021C2JA018	F021C3JA018	F021C4JA018
F021C2JA030	F021C3JA030	F021C4JA030
F021C2JA033	F021C3JA033	F021C4JA033

Outgraze 50 L 600 mm - Non Dimmable

Power Led: 14,5W - 1669 lm ≠ *FIXT 1369 lm - 2700K/CRI 80 - 220-240V /14,5W - 1729 lm ≠ *FIXT 1418 lm - 3000K/CRI 80 - 220-240V / 14,5W - 1788 lm ≠ *FIXT 1467 lm - 4000K/CRI 80 -220-240V
*FIXT lm = Medium Optic

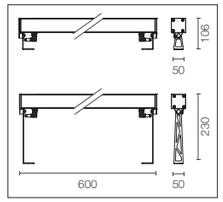

CE | IP 65 | IK 07 | 2,55 Kg | LED INCL.

Fonte di alimentazione 220/240V integrata. Staffe di installazione da ordinare separatamente.

A richiesta versione SMART (potenza 10,5W - flusso -30% lm).

Integrated 220/240V power source. Installation brackets, to be ordered separately.

SMART version available upon request (power 6W - flux -30% lm).

[1]Standard

2700K	3000K	4000K
F021A22A001	F021A32A001	F021A42A001
F021A22A006	F021A32A006	F021A42A006
F021A22A018	F021A32A018	F021A42A018
F021A22A030	F021A32A030	F021A42A030
F021A22A033	F021A32A033	F021A42A033

13° SPOT

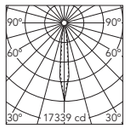

@4000K

Beam Angle:	13°	
h(m)	E(lx)	D(m)
1	17339	0.25
2	4335	0.49
3	1927	0.74
4	1084	0.98
5	694	1.23

[2]Quick Install I H2O Stop

2700K	3000K	4000K
F021B22A001	F021B32A001	F021B42A001
F021B22A006	F021B32A006	F021B42A006
F021B22A018	F021B32A018	F021B42A018
F021B22A030	F021B32A030	F021B42A030
F021B22A033	F021B32A033	F021B42A033

[3]Continuous Line I/O H2O Stop

2700K	3000K	4000K
F021C22A001	F021C32A001	F021C42A001
F021C22A006	F021C32A006	F021C42A006
F021C22A018	F021C32A018	F021C42A018
F021C22A030	F021C32A030	F021C42A030
F021C22A033	F021C32A033	F021C42A033

[1]Standard

2700K	3000K	4000K
F021A26A001	F021A36A001	F021A46A001
F021A26A006	F021A36A006	F021A46A006
F021A26A018	F021A36A018	F021A46A018
F021A26A030	F021A36A030	F021A46A030
F021A26A033	F021A36A033	F021A46A033

29° MEDIUM

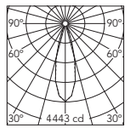

@4000K

Beam Angle:	29°	
h(m)	E(lx)	D(m)
1	4443	0.52
2	1111	1.04
3	494	1.56
4	278	2.08
5	178	2.60

[2]Quick Install I H2O Stop

2700K	3000K	4000K
F021B26A001	F021B36A001	F021B46A001
F021B26A006	F021B36A006	F021B46A006
F021B26A018	F021B36A018	F021B46A018
F021B26A030	F021B36A030	F021B46A030
F021B26A033	F021B36A033	F021B46A033

[3]Continuous Line I/O H2O Stop

2700K	3000K	4000K
F021C26A001	F021C36A001	F021C46A001
F021C26A006	F021C36A006	F021C46A006
F021C26A018	F021C36A018	F021C46A018
F021C26A030	F021C36A030	F021C46A030
F021C26A033	F021C36A033	F021C46A033

[1]Versione Standard: Spezzone di cavo in uscita 1 m (accessori per collegamento da ordinare).
[1]Standard Version: 1Mt Prewired Cable (Connecting Accessory To Be Separately Ordered).

[2]Versione Qucik Install In H2O STOP: Connettore H2O STOP PLUG & PLAY preinstallato per connessione rapida (accessori per collegamento da ordinare).
[2]In H2O Quick Installing Version: Prewired H2O STOP PLUG & PLAY Connector For An Easy/Rapid Connection (Connecting Accessory To Be Separately Ordered).

[3]Versione Linea Continua In/Out H2O Stop: Connettori H2O STOP PLUG & PLAY preinstallati per connessione in linea (accessori per collegamento da ordinare).
[3]In/Out H2O Stop Continous line version: Prewired H2O STOP PLUG & PLAY Connectors For An Easy In Line Connection (Connecting accessory to be separately ordered).

[1]Standard

2700K	3000K	4000K
F021A2BA001	F021A3BA001	F021A4BA001
F021A2BA006	F021A3BA006	F021A4BA006
F021A2BA018	F021A3BA018	F021A4BA018
F021A2BA030	F021A3BA030	F021A4BA030
F021A2BA033	F021A3BA033	F021A4BA033

44° FLOOD

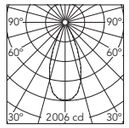

@4000K

Beam Angle:	44°	
h(m)	E(lx)	D(m)
1	2006	0.81
2	501	1.63
3	223	2.44
4	125	3.26
5	80	4.07

[2]Quick Install I H2O Stop

2700K	3000K	4000K
F021B2BA001	F021B3BA001	F021B4BA001
F021B2BA006	F021B3BA006	F021B4BA006
F021B2BA018	F021B3BA018	F021B4BA018
F021B2BA030	F021B3BA030	F021B4BA030
F021B2BA033	F021B3BA033	F021B4BA033

[3]Continuous Line I/O H2O Stop

2700K	3000K	4000K
F021C2BA001	F021C3BA001	F021C4BA001
F021C2BA006	F021C3BA006	F021C4BA006
F021C2BA018	F021C3BA018	F021C4BA018
F021C2BA030	F021C3BA030	F021C4BA030
F021C2BA033	F021C3BA033	F021C4BA033

[1]Standard

2700K	3000K	4000K
F021A2FA001	F021A3FA001	F021A4FA001
F021A2FA006	F021A3FA006	F021A4FA006
F021A2FA018	F021A3FA018	F021A4FA018
F021A2FA030	F021A3FA030	F021A4FA030
F021A2FA033	F021A3FA033	F021A4FA033

13°+53° ELLIPTICAL

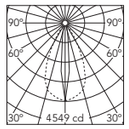

@4000K

Beam Angle:	53°	
h(m)	E(lx)	D(m)
1	4549	0.22
2	1137	0.44
3	505	0.66
4	284	0.88
5	182	1.10

[2]Quick Install I H2O Stop

2700K	3000K	4000K
F021B2FA001	F021B3FA001	F021B4FA001
F021B2FA006	F021B3FA006	F021B4FA006
F021B2FA018	F021B3FA018	F021B4FA018
F021B2FA030	F021B3FA030	F021B4FA030
F021B2FA033	F021B3FA033	F021B4FA033

[3]Continuous Line I/O H2O Stop

2700K	3000K	4000K
F021C2FA001	F021C3FA001	F021C4FA001
F021C2FA006	F021C3FA006	F021C4FA006
F021C2FA018	F021C3FA018	F021C4FA018
F021C2FA030	F021C3FA030	F021C4FA030
F021C2FA033	F021C3FA033	F021C4FA033

[1]Standard

2700K	3000K	4000K
F021A2KA001	F021A3KA001	F021A4KA001
F021A2KA006	F021A3KA006	F021A4KA006
F021A2KA018	F021A3KA018	F021A4KA018
F021A2KA030	F021A3KA030	F021A4KA030
F021A2KA033	F021A3KA033	F021A4KA033

90° DIFFUSED

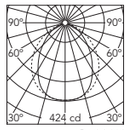

@4000K

Beam Angle:	90°	
h(m)	E(lx)	D(m)
1	424	1.74
2	106	3.49
3	47	5.23
4	26	6.98
5	17	8.72

[2]Quick Install I H2O Stop

2700K	3000K	4000K
F021B2KA001	F021B3KA001	F021B4KA001
F021B2KA006	F021B3KA006	F021B4KA006
F021B2KA018	F021B3KA018	F021B4KA018
F021B2KA030	F021B3KA030	F021B4KA030
F021B2KA033	F021B3KA033	F021B4KA033

[3]Continuous Line I/O H2O Stop

2700K	3000K	4000K
F021C2KA001	F021C3KA001	F021C4KA001
F021C2KA006	F021C3KA006	F021C4KA006
F021C2KA018	F021C3KA018	F021C4KA018
F021C2KA030	F021C3KA030	F021C4KA030
F021C2KA033	F021C3KA033	F021C4KA033

Outgraze 50 L 900 mm - Non Dimmable

Power Led: 20W - 2504 lm ≠ *FIXT 2054 lm - 2700K/CRI 80 - 220-240V / 20W - 2593 lm ≠ *FIXT 2127 lm - 3000K/CRI 80 - 220-240V / 20W - 2683 lm ≠ *FIXT 2201 lm - 4000K/CRI 80 -220-240V
*FIXT lm = Medium Optic

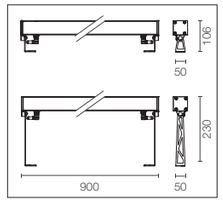

CE | IP 65 | IK 07 | 3,30 Kg | LED INCL.

Fonte di alimentazione 220/240V integrata. Staffe di installazione da ordinare separatamente.

A richiesta versione SMART (potenza 10,5W - flusso -30% lm).

Integrated 220/240V power source. Installation brackets, to be ordered separately.

SMART version available upon request (power 15,5W - flux -30% lm).

[1]Standard

2700K	3000K	4000K
F021A23A001	F021A33A001	F021A43A001
F021A23A006	F021A33A006	F021A43A006
F021A23A018	F021A33A018	F021A43A018
F021A23A030	F021A33A030	F021A43A030
F021A23A033	F021A33A033	F021A43A033

13° SPOT

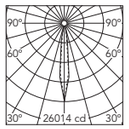

@4000K

Beam Angle:	13°	
h(m)	E(lx)	D(m)
1	26014	0.25
2	6504	0.49
3	2890	0.74
4	1626	0.98
5	1041	1.23

[2]Quick Install I H2O Stop

2700K	3000K	4000K
F021B23A001	F021B33A001	F021B43A001
F021B23A006	F021B33A006	F021B43A006
F021B23A018	F021B33A018	F021B43A018
F021B23A030	F021B33A030	F021B43A030
F021B23A033	F021B33A033	F021B43A033

[3]Continuous Line I/O H2O Stop

2700K	3000K	4000K
F021C23A001	F021C33A001	F021C43A001
F021C23A006	F021C33A006	F021C43A006
F021C23A018	F021C33A018	F021C43A018
F021C23A030	F021C33A030	F021C43A030
F021C23A033	F021C33A033	F021C43A033

[1]Standard

2700K	3000K	4000K
F021A27A001	F021A37A001	F021A47A001
F021A27A006	F021A37A006	F021A47A006
F021A27A018	F021A37A018	F021A47A018
F021A27A030	F021A37A030	F021A47A030
F021A27A033	F021A37A033	F021A47A033

29° MEDIUM

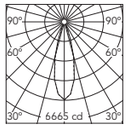

@4000K

Beam Angle:	29°	
h(m)	E(lx)	D(m)
1	6665	0.52
2	1666	1.04
3	741	1.56
4	417	2.08
5	267	2.60

[2]Quick Install I H2O Stop

2700K	3000K	4000K
F021B27A001	F021B37A001	F021B47A001
F021B27A006	F021B37A006	F021B47A006
F021B27A018	F021B37A018	F021B47A018
F021B27A030	F021B37A030	F021B47A030
F021B27A033	F021B37A033	F021B47A033

[3]Continuous Line I/O H2O Stop

2700K	3000K	4000K
F021C27A001	F021C37A001	F021C47A001
F021C27A006	F021C37A006	F021C47A006
F021C27A018	F021C37A018	F021C47A018
F021C27A030	F021C37A030	F021C47A030
F021C27A033	F021C37A033	F021C47A033

[1]Versione Standard: Spezzone di cavo in uscita 1 m (accessori per collegamento da ordinare).
[1]Standard Version: 1Mt Prewired Cable (Connecting Accessory To Be Separately Ordered).

[2]Versione Qucik Install In H2O STOP: Connettore H2O STOP PLUG & PLAY preinstallato per connessione rapida (accessori per collegamento da ordinare).
[2]In H2O Quick Installing Version: Prewired H2O STOP PLUG & PLAY Connector For An Easy/Rapid Connection (Connecting Accessory To Be Separately Ordered).

[3]Versione Linea Continua In/Out H2O Stop: Connettori H2O STOP PLUG & PLAY preinstallati per connessione in linea (accessori per collegamento da ordinare).
[3]In/Out H2O Stop Continous line version: Prewired H2O STOP PLUG & PLAY Connectors For An Easy In Line Connection (Connecting accessory to be separately ordered).

[1]Standard

2700K	3000K	4000K
F021A2CA001	F021A3CA001	F021A4CA001
F021A2CA006	F021A3CA006	F021A4CA006
F021A2CA018	F021A3CA018	F021A4CA018
F021A2CA030	F021A3CA030	F021A4CA030
F021A2CA033	F021A3CA033	F021A4CA033

44° FLOOD

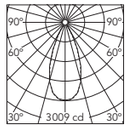

@4000K

Beam Angle:	44°	
h(m)	E(lx)	D(m)
1	3009	0.81
2	752	1.63
3	334	2.44
4	188	3.26
5	120	4.07

[2]Quick Install I H2O Stop

2700K	3000K	4000K
F021B2CA001	F021B3CA001	F021B4CA001
F021B2CA006	F021B3CA006	F021B4CA006
F021B2CA018	F021B3CA018	F021B4CA018
F021B2CA030	F021B3CA030	F021B4CA030
F021B2CA033	F021B3CA033	F021B4CA033

[3]Continuous Line I/O H2O Stop

2700K	3000K	4000K
F021C2CA001	F021C3CA001	F021C4CA001
F021C2CA006	F021C3CA006	F021C4CA006
F021C2CA018	F021C3CA018	F021C4CA018
F021C2CA030	F021C3CA030	F021C4CA030
F021C2CA033	F021C3CA033	F021C4CA033

[1]Standard

2700K	3000K	4000K
F021A2GA001	F021A3GA001	F021A4GA001
F021A2GA006	F021A3GA006	F021A4GA006
F021A2GA018	F021A3GA018	F021A4GA018
F021A2GA030	F021A3GA030	F021A4GA030
F021A2GA033	F021A3GA033	F021A4GA033

13°+53° ELLIPTICAL

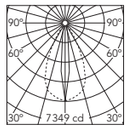

@4000K

Beam Angle:	53°	
h(m)	E(lx)	D(m)
1	7349	0.22
2	1837	0.44
3	817	0.66
4	459	0.88
5	294	1.10

[2]Quick Install I H2O Stop

2700K	3000K	4000K
F021B2GA001	F021B3GA001	F021B4GA001
F021B2GA006	F021B3GA006	F021B4GA006
F021B2GA018	F021B3GA018	F021B4GA018
F021B2GA030	F021B3GA030	F021B4GA030
F021B2GA033	F021B3GA033	F021B4GA033

[3]Continuous Line I/O H2O Stop

2700K	3000K	4000K
F021C2GA001	F021C3GA001	F021C4GA001
F021C2GA006	F021C3GA006	F021C4GA006
F021C2GA018	F021C3GA018	F021C4GA018
F021C2GA030	F021C3GA030	F021C4GA030
F021C2GA033	F021C3GA033	F021C4GA033

[1]Standard

2700K	3000K	4000K
F021A2LA001	F021A3LA001	F021A4LA001
F021A2LA006	F021A3LA006	F021A4LA006
F021A2LA018	F021A3LA018	F021A4LA018
F021A2LA030	F021A3LA030	F021A4LA030
F021A2LA033	F021A3LA033	F021A4LA033

90° DIFFUSED

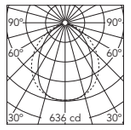

@4000K

Beam Angle:	90°	
h(m)	E(lx)	D(m)
1	636	1.74
2	159	3.49
3	71	5.23
4	40	6.98
5	25	8.72

[2]Quick Install I H2O Stop

2700K	3000K	4000K
F021B2LA001	F021B3LA001	F021B4LA001
F021B2LA006	F021B3LA006	F021B4LA006
F021B2LA018	F021B3LA018	F021B4LA018
F021B2LA030	F021B3LA030	F021B4LA030
F021B2LA033	F021B3LA033	F021B4LA033

[3]Continuous Line I/O H2O Stop

2700K	3000K	4000K
F021C2LA001	F021C3LA001	F021C4LA001
F021C2LA006	F021C3LA006	F021C4LA006
F021C2LA018	F021C3LA018	F021C4LA018
F021C2LA030	F021C3LA030	F021C4LA030
F021C2LA033	F021C3LA033	F021C4LA033

Outgraze 50 L 1200 mm - Non Dimmable

Power Led: 27W - 3338 lm ≠ *FIXT 2739 lm - 2700K/CRI 80 - 220-240V / 27W - 3458 lm ≠ *FIXT 2836 lm - 3000K/CRI 80 - 220-240V / 27W - 3577 lm ≠ *FIXT 2934 lm - 4000K/CRI 80 -220-240V
*FIXT lm = Medium Optic



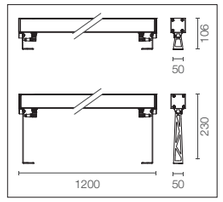

CE | IP 65 | IK 07 | 4,31 Kg | LED INCL.

Fonte di alimentazione 220/240V integrata. Staffe di installazione da ordinare separatamente. Versione dimmerabile a richiesta.

A richiesta versione SMART (potenza 18,5W - flusso -30% lm).

Integrated 220/240V power source. Installation brackets, to be ordered separately. Dimmable version on request.

SMART version available upon request (power 18,5W - flux -30% lm).

[1]Standard

2700K	3000K	4000K
F021A24A001	F021A34A001	F021A44A001
F021A24A006	F021A34A006	F021A44A006
F021A24A018	F021A34A018	F021A44A018
F021A24A030	F021A34A030	F021A44A030
F021A24A033	F021A34A033	F021A44A033

13° SPOT

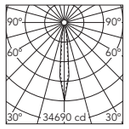

@4000K

Beam Angle:	13°	
h(m)	E(lx)	D(m)
1	34690	0.25
2	8672	0.49
3	3854	0.74
4	2168	0.98
5	1388	1.23

[2]Quick Install I H2O Stop

2700K	3000K	4000K
F021B24A001	F021B34A001	F021B44A001
F021B24A006	F021B34A006	F021B44A006
F021B24A018	F021B34A018	F021B44A018
F021B24A030	F021B34A030	F021B44A030
F021B24A033	F021B34A033	F021B44A033

[3]Continuous Line I/O H2O Stop

2700K	3000K	4000K
F021C24A001	F021C34A001	F021C44A001
F021C24A006	F021C34A006	F021C44A006
F021C24A018	F021C34A018	F021C44A018
F021C24A030	F021C34A030	F021C44A030
F021C24A033	F021C34A033	F021C44A033

[1]Standard

2700K	3000K	4000K
F021A28A001	F021A38A001	F021A48A001
F021A28A006	F021A38A006	F021A48A006
F021A28A018	F021A38A018	F021A48A018
F021A28A030	F021A38A030	F021A48A030
F021A28A033	F021A38A033	F021A48A033

29° MEDIUM

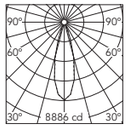

@4000K

Beam Angle:	29°	
h(m)	E(lx)	D(m)
1	8886	0.52
2	2222	1.04
3	987	1.56
4	555	2.08
5	355	2.60

[2]Quick Install I H2O Stop

2700K	3000K	4000K
F021B28A001	F021B38A001	F021B48A001
F021B28A006	F021B38A006	F021B48A006
F021B28A018	F021B38A018	F021B48A018
F021B28A030	F021B38A030	F021B48A030
F021B28A033	F021B38A033	F021B48A033

[3]Continuous Line I/O H2O Stop

2700K	3000K	4000K
F021C28A001	F021C38A001	F021C48A001
F021C28A006	F021C38A006	F021C48A006
F021C28A018	F021C38A018	F021C48A018
F021C28A030	F021C38A030	F021C48A030
F021C28A033	F021C38A033	F021C48A033

[1]Versione Standard: Spezzone di cavo in uscita 1 m (accessori per collegamento da ordinare).
[1]Standard Version: 1Mt Prewired Cable (Connecting Accessory To Be Separately Ordered).

[2]Versione Qucik Install In H2O STOP: Connettore H2O STOP PLUG & PLAY preinstallato per connessione rapida (accessori per collegamento da ordinare).
[2]In H2O Quick Installing Version: Prewired H2O STOP PLUG & PLAY Connector For An Easy/Rapid Connection (Connecting Accessory To Be Separately Ordered).

[3]Versione Linea Continua In/Out H2O Stop: Connettori H2O STOP PLUG & PLAY preinstallati per connessione in linea (accessori per collegamento da ordinare).
[3]In/Out H2O Stop Continous line version: Prewired H2O STOP PLUG & PLAY Connectors For An Easy In Line Connection (Connecting accessory to be separately ordered).

[1]Standard

2700K	3000K	4000K
F021A2DA001	F021A3DA001	F021A4DA001
F021A2DA006	F021A3DA006	F021A4DA006
F021A2DA018	F021A3DA018	F021A4DA018
F021A2DA030	F021A3DA030	F021A4DA030
F021A2DA033	F021A3DA033	F021A4DA033

44° FLOOD

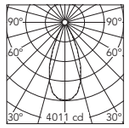

@4000K

Beam Angle:	44°	
h(m)	E(lx)	D(m)
1	4011	0.81
2	1003	1.63
3	446	2.44
4	251	3.26
5	160	4.07

[2]Quick Install I H2O Stop

2700K	3000K	4000K
F021B2DA001	F021B3DA001	F021B4DA001
F021B2DA006	F021B3DA006	F021B4DA006
F021B2DA018	F021B3DA018	F021B4DA018
F021B2DA030	F021B3DA030	F021B4DA030
F021B2DA033	F021B3DA033	F021B4DA033

[3]Continuous Line I/O H2O Stop

2700K	3000K	4000K
F021C2DA001	F021C3DA001	F021C4DA001
F021C2DA006	F021C3DA006	F021C4DA006
F021C2DA018	F021C3DA018	F021C4DA018
F021C2DA030	F021C3DA030	F021C4DA030
F021C2DA033	F021C3DA033	F021C4DA033

[1]Standard

2700K	3000K	4000K
F021A2HA001	F021A3HA001	F021A4HA001
F021A2HA006	F021A3HA006	F021A4HA006
F021A2HA018	F021A3HA018	F021A4HA018
F021A2HA030	F021A3HA030	F021A4HA030
F021A2HA033	F021A3HA033	F021A4HA033

13°+53° ELLIPTICAL

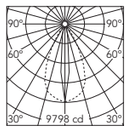

@4000K

Beam Angle:	53°	
h(m)	E(lx)	D(m)
1	9798	0.22
2	2450	0.44
3	1089	0.66
4	612	0.88
5	392	1.10

[2]Quick Install I H2O Stop

2700K	3000K	4000K
F021B2HA001	F021B3HA001	F021B4HA001
F021B2HA006	F021B3HA006	F021B4HA006
F021B2HA018	F021B3HA018	F021B4HA018
F021B2HA030	F021B3HA030	F021B4HA030
F021B2HA033	F021B3HA033	F021B4HA033

[3]Continuous Line I/O H2O Stop

2700K	3000K	4000K
F021C2HA001	F021C3HA001	F021C4HA001
F021C2HA006	F021C3HA006	F021C4HA006
F021C2HA018	F021C3HA018	F021C4HA018
F021C2HA030	F021C3HA030	F021C4HA030
F021C2HA033	F021C3HA033	F021C4HA033

[1]Standard

2700K	3000K	4000K
F021A2MA001	F021A3MA001	F021A4MA001
F021A2MA006	F021A3MA006	F021A4MA006
F021A2MA018	F021A3MA018	F021A4MA018
F021A2MA030	F021A3MA030	F021A4MA030
F021A2MA033	F021A3MA033	F021A4MA033

90° DIFFUSED

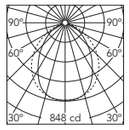

@4000K

Beam Angle:	90°	
h(m)	E(lx)	D(m)
1	848	1.74
2	212	3.49
3	94	5.23
4	53	6.98
5	34	8.72

[2]Quick Install I H2O Stop

2700K	3000K	4000K
F021B2MA001	F021B3MA001	F021B4MA001
F021B2MA006	F021B3MA006	F021B4MA006
F021B2MA018	F021B3MA018	F021B4MA018
F021B2MA030	F021B3MA030	F021B4MA030
F021B2MA033	F021B3MA033	F021B4MA033

[3]Continuous Line I/O H2O Stop

2700K	3000K	4000K
F021C2MA001	F021C3MA001	F021C4MA001
F021C2MA006	F021C3MA006	F021C4MA006
F021C2MA018	F021C3MA018	F021C4MA018
F021C2MA030	F021C3MA030	F021C4MA030
F021C2MA033	F021C3MA033	F021C4MA033

Outgraze 50 L 600 mm - Dimmable DALI

Power Led: 14,5W - 1669 lm ≠ *FIXT 1369 lm - 2700K/CRI 80 - 120-240V / 14,5W - 1729 lm ≠ *FIXT 1418 lm - 3000K/CRI 80 - 120-240V / 14,5W - 1788 lm ≠ *FIXT 1467 lm - 4000K/CRI 80 -120-240V
*FIXT lm = Medium Optic

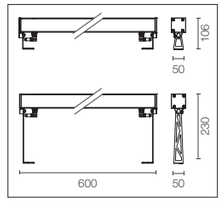

CE | IP 65 | IK 07 | 2,55 Kg | LED INCL

Fonte di alimentazione 120/240V integrata. Staffe di installazione da ordinare separatamente.

A richiesta versione SMART (potenza 7W - flusso -50% lm).

A richiesta versione dimmerabile 1-10V.

Integrated 120/240V power source. Installation brackets, to be ordered separately.

SMART version available upon request (power 7W - flux -50% lm).

1-10V dimmable version upon reques.

[1]Quick Install I

2700K	3000K	4000K
F021A22D001	F021A32D001	F021A42D001
F021A22D006	F021A32D006	F021A42D006
F021A22D018	F021A32D018	F021A42D018
F021A22D030	F021A32D030	F021A42D030
F021A22D033	F021A32D033	F021A42D033

13° SPOT

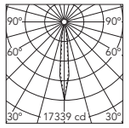

@4000K

Beam Angle:	13°	
h(m)	E(lx)	D(m)
1	17339	0.25
2	4335	0.49
3	1927	0.74
4	1084	0.98
5	694	1.23

[2]Continuous Line I/O

2700K	3000K	4000K
F021C22D001	F021C32D001	F021C42D001
F021C22D006	F021C32D006	F021C42D006
F021C22D018	F021C32D018	F021C42D018
F021C22D030	F021C32D030	F021C42D030
F021C22D033	F021C32D033	F021C42D033

[1]Quick Install I

2700K	3000K	4000K
F021A26D001	F021A36D001	F021A46D001
F021A26D006	F021A36D006	F021A46D006
F021A26D018	F021A36D018	F021A46D018
F021A26D030	F021A36D030	F021A46D030
F021A26D033	F021A36D033	F021A46D033

29° MEDIUM

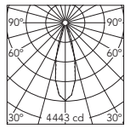

@4000K

Beam Angle:	29°	
h(m)	E(lx)	D(m)
1	4443	0.52
2	1111	1.04
3	494	1.56
4	278	2.08
5	178	2.60

[2]Continuous Line I/O

2700K	3000K	4000K
F021C26D001	F021C36D001	F021C46D001
F021C26D006	F021C36D006	F021C46D006
F021C26D018	F021C36D018	F021C46D018
F021C26D030	F021C36D030	F021C46D030
F021C26D033	F021C36D033	F021C46D033

[1]Quick Install I

2700K	3000K	4000K
F021A2BD001	F021A3BD001	F021A4BD001
F021A2BD006	F021A3BD006	F021A4BD006
F021A2BD018	F021A3BD018	F021A4BD018
F021A2BD030	F021A3BD030	F021A4BD030
F021A2BD033	F021A3BD033	F021A4BD033

44° FLOOD

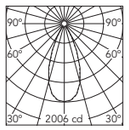

@4000K

Beam Angle:	44°	
h(m)	E(lx)	D(m)
1	2006	0.81
2	501	1.63
3	223	2.44
4	125	3.26
5	80	4.07

[2]Continuous Line I/O

2700K	3000K	4000K
F021C2BD001	F021C3BD001	F021C4BD001
F021C2BD006	F021C3BD006	F021C4BD006
F021C2BD018	F021C3BD018	F021C4BD018
F021C2BD030	F021C3BD030	F021C4BD030
F021C2BD033	F021C3BD033	F021C4BD033

[1]Versione Quick Install In: connettore PULG & PLAY preinstallato per connessione rapida (Accessori per collegamento da ordinare).
[1]In Quick Installing Version: prewired PLUG & PLAY connector for an easy/Rapid connection (Connecting accessory to be separately ordered).

[2]Versione Linea Continua In/Out:connettori PLUG & PLAY preinstallati per connessione in linea (Accessori per collegamento da ordinare).
[2]In/Out Continuous Version: Prewired PLUG & PLAY Connectors For An Easy In Line Connection (Connecting accessory to be separately ordered).

[1]Quick Install I

2700K	3000K	4000K
F021A2FD001	F021A3FD001	F021A4FD001
F021A2FD006	F021A3FD006	F021A4FD006
F021A2FD018	F021A3FD018	F021A4FD018
F021A2FD030	F021A3FD030	F021A4FD030
F021A2FD033	F021A3FD033	F021A4FD033

13°+53° ELLIPTICAL

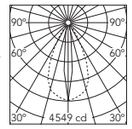

@4000K

Beam Angle:	53°	
h(m)	E(lx)	D(m)
1	4549	0.22
2	1137	0.44
3	505	0.66
4	284	0.88
5	182	1.10

[2]Continuous Line I/O

2700K	3000K	4000K
F021C2FD001	F021C3FD001	F021C4FD001
F021C2FD006	F021C3FD006	F021C4FD006
F021C2FD018	F021C3FD018	F021C4FD018
F021C2FD030	F021C3FD030	F021C4FD030
F021C2FD033	F021C3FD033	F021C4FD033

[1]Quick Install I

2700K	3000K	4000K
F021A2KD001	F021A3KD001	F021A4KD001
F021A2KD006	F021A3KD006	F021A4KD006
F021A2KD018	F021A3KD018	F021A4KD018
F021A2KD030	F021A3KD030	F021A4KD030
F021A2KD033	F021A3KD033	F021A4KD033

90° DIFFUSED

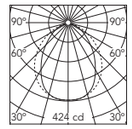

@4000K

Beam Angle:	90°	
h(m)	E(lx)	D(m)
1	424	1.74
2	106	3.49
3	47	5.23
4	26	6.98
5	17	8.72

[2]Continuous Line I/O

2700K	3000K	4000K
F021C2KD001	F021C3KD001	F021C4KD001
F021C2KD006	F021C3KD006	F021C4KD006
F021C2KD018	F021C3KD018	F021C4KD018
F021C2KD030	F021C3KD030	F021C4KD030
F021C2KD033	F021C3KD033	F021C4KD033

Outgraze 50 L 900 mm - Dimmable DALI

Power Led: 20W - 2504 lm ≠ *FIXT 2054 lm - 2700K/CRI 80 - 120-240V / 20W - 2593 lm ≠ *FIXT 2127 lm - 3000K/CRI 80 - 120-240V / 20W - 2683 lm ≠ *FIXT 2201 lm - 4000K/CRI 80 -120-240V
*FIXT lm = Medium Optic

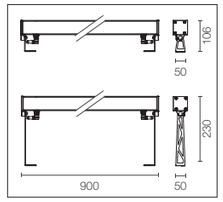

CE | IP 65 | IK 07 | 3,30 Kg | LED INCL.

Fonte di alimentazione 120/240V integrata. Staffe di installazione da ordinare separatamente.

A richiesta versione SMART (potenza 11W - flusso -50% lm).

A richiesta versione dimmerabile 1-10V.

Integrated 120/240V power source. Installation brackets, to be ordered separately.

SMART version available upon request (power 11W - flux -50% lm).

1-10V dimmable version upon request.

[1]Quick Install I

2700K	3000K	4000K
F021A23D001	F021A33D001	F021A43D001
F021A23D006	F021A33D006	F021A43D006
F021A23D018	F021A33D018	F021A43D018
F021A23D030	F021A33D030	F021A43D030
F021A23D033	F021A33D033	F021A43D033

[2]Continuous Line I/O

2700K	3000K	4000K
F021C23D001	F021C33D001	F021C43D001
F021C23D006	F021C33D006	F021C43D006
F021C23D018	F021C33D018	F021C43D018
F021C23D030	F021C33D030	F021C43D030
F021C23D033	F021C33D033	F021C43D033

13° SPOT

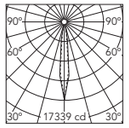

@4000K

Beam Angle:	13°	
h(m)	E(lx)	D(m)
1	17339	0.25
2	4335	0.49
3	1927	0.74
4	1084	0.98
5	694	1.23

[1]Quick Install I

2700K	3000K	4000K
F021A27D001	F021A37D001	F021A47D001
F021A27D006	F021A37D006	F021A47D006
F021A27D018	F021A37D018	F021A47D018
F021A27D030	F021A37D030	F021A47D030
F021A27D033	F021A37D033	F021A47D033

[2]Continuous Line I/O

2700K	3000K	4000K
F021C27D001	F021C37D001	F021C47D001
F021C27D006	F021C37D006	F021C47D006
F021C27D018	F021C37D018	F021C47D018
F021C27D030	F021C37D030	F021C47D030
F021C27D033	F021C37D033	F021C47D033

29° MEDIUM

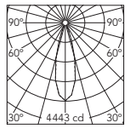

@4000K

Beam Angle:	29°	
h(m)	E(lx)	D(m)
1	4443	0.52
2	1111	1.04
3	494	1.56
4	278	2.08
5	178	2.60

[1]Quick Install I

2700K	3000K	4000K
F021A2CD001	F021A3CD001	F021A4CD001
F021A2CD006	F021A3CD006	F021A4CD006
F021A2CD018	F021A3CD018	F021A4CD018
F021A2CD030	F021A3CD030	F021A4CD030
F021A2CD033	F021A3CD033	F021A4CD033

[2]Continuous Line I/O

2700K	3000K	4000K
F021C2CD001	F021C3CD001	F021C4CD001
F021C2CD006	F021C3CD006	F021C4CD006
F021C2CD018	F021C3CD018	F021C4CD018
F021C2CD030	F021C3CD030	F021C4CD030
F021C2CD033	F021C3CD033	F021C4CD033

44° FLOOD

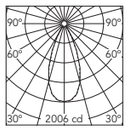

@4000K

Beam Angle:	44°	
h(m)	E(lx)	D(m)
1	2006	0.81
2	501	1.63
3	223	2.44
4	125	3.26
5	80	4.07

[1]Versione Quick Install In: connettore PULG & PLAY preinstallato per connessione rapida (Accessori per collegamento da ordinare).
[1]In Quick Installing Version: prewired PLUG & PLAY connector for an easy/Rapid connection (Connecting accessory to be separately ordered).

[2]Versione Linea Continua In/Out:connettori PLUG & PLAY preinstallati per connessione in linea (Accessori per collegamento da ordinare).
[2]In/Out Continuous Version: Prewired PLUG & PLAY Connectors For An Easy In Line Connection (Connecting accessory to be separately ordered).

[1]Quick Install I

2700K	3000K	4000K
F021A2GD001	F021A3GD001	F021A4GD001
F021A2GD006	F021A3GD006	F021A4GD006
F021A2GD018	F021A3GD018	F021A4GD018
F021A2GD030	F021A3GD030	F021A4GD030
F021A2GD033	F021A3GD033	F021A4GD033

13°+53° ELLIPTICAL

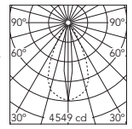

@4000K

Beam Angle:	53°	
h(m)	E(lx)	D(m)
1	4549	0.22
2	1137	0.44
3	505	0.66
4	284	0.88
5	182	1.10

[2]Continuous Line I/O

2700K	3000K	4000K
F021C2GD001	F021C3GD001	F021C4GD001
F021C2GD006	F021C3GD006	F021C4GD006
F021C2GD018	F021C3GD018	F021C4GD018
F021C2GD030	F021C3GD030	F021C4GD030
F021C2GD033	F021C3GD033	F021C4GD033

[1]Quick Install I

2700K	3000K	4000K
F021A2LD001	F021A3LD001	F021A4LD001
F021A2LD006	F021A3LD006	F021A4LD006
F021A2LD018	F021A3LD018	F021A4LD018
F021A2LD030	F021A3LD030	F021A4LD030
F021A2LD033	F021A3LD033	F021A4LD033

90° DIFFUSED

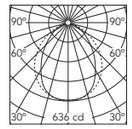

@4000K

Beam Angle:	90°	
h(m)	E(lx)	D(m)
1	636	1.74
2	159	3.49
3	71	5.23
4	40	6.98
5	25	8.72

[2]Continuous Line I/O

2700K	3000K	4000K
F021C2LD001	F021C3LD001	F021C4LD001
F021C2LD006	F021C3LD006	F021C4LD006
F021C2LD018	F021C3LD018	F021C4LD018
F021C2LD030	F021C3LD030	F021C4LD030
F021C2LD033	F021C3LD033	F021C4LD033

Outgraze 50 L 1200 mm - Dimmable DALI

Power Led: 27W - 3338 lm ≠ *FIXT 2739 lm - 2700K/CRI 80 - 120-240V / 27W - 3458 lm ≠ *FIXT 2836 lm - 3000K/CRI 80 - 120-240 / 27W - 3577 lm ≠ *FIXT 2934 lm - 4000K/CRI 80 -120-240V
*FIXT lm = Medium Optic



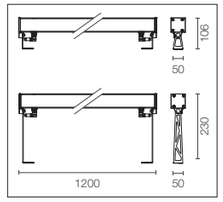

CE | IP 65 | IK 07 | 4,31 Kg | LED INCL

Fonte di alimentazione 120/240V integrata. Staffe di installazione da ordinare separatamente.

A richiesta versione SMART (potenza 14W - flusso -50% lm).

A richiesta versione dimmerabile 1-10V.

Integrated 120/240V power source. Installation brackets, to be ordered separately.

SMART version available upon request (power 14W - flux -50% lm).

1-10V dimmable version upon request.

[1]Quick Install I

2700K	3000K	4000K
F021A24D001	F021A34D001	F021A44D001
F021A24D006	F021A34D006	F021A44D006
F021A24D018	F021A34D018	F021A44D018
F021A24D030	F021A34D030	F021A44D030
F021A24D033	F021A34D033	F021A44D033

13° SPOT

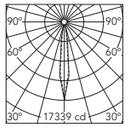

@4000K

Beam Angle:	13°	
h(m)	E(lx)	D(m)
1	17339	0.25
2	4335	0.49
3	1927	0.74
4	1084	0.98
5	694	1.23

[2]Continuous Line I/O

2700K	3000K	4000K
F021C24D001	F021C34D001	F021C44D001
F021C24D006	F021C34D006	F021C44D006
F021C24D018	F021C34D018	F021C44D018
F021C24D030	F021C34D030	F021C44D030
F021C24D033	F021C34D033	F021C44D033

[1]Quick Install I

2700K	3000K	4000K
F021A28D001	F021A38D001	F021A48D001
F021A28D006	F021A38D006	F021A48D006
F021A28D018	F021A38D018	F021A48D018
F021A28D030	F021A38D030	F021A48D030
F021A28D033	F021A38D033	F021A48D033

29° MEDIUM

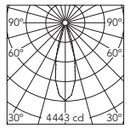

@4000K

Beam Angle:	29°	
h(m)	E(lx)	D(m)
1	4443	0.52
2	1111	1.04
3	494	1.56
4	278	2.08
5	178	2.60

[2]Continuous Line I/O

2700K	3000K	4000K
F021C28D001	F021C38D001	F021C48D001
F021C28D006	F021C38D006	F021C48D006
F021C28D018	F021C38D018	F021C48D018
F021C28D030	F021C38D030	F021C48D030
F021C28D033	F021C38D033	F021C48D033

[1]Quick Install I

2700K	3000K	4000K
F021A2DD001	F021A3DD001	F021A4DD001
F021A2DD006	F021A3DD006	F021A4DD006
F021A2DD018	F021A3DD018	F021A4DD018
F021A2DD030	F021A3DD030	F021A4DD030
F021A2DD033	F021A3DD033	F021A4DD033

44° FLOOD

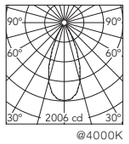

@4000K

Beam Angle:	44°	
h(m)	E(lx)	D(m)
1	2006	0.81
2	501	1.63
3	223	2.44
4	125	3.26
5	80	4.07

[2]Continuous Line I/O

2700K	3000K	4000K
F021C2DD001	F021C3DD001	F021C4DD001
F021C2DD006	F021C3DD006	F021C4DD006
F021C2DD018	F021C3DD018	F021C4DD018
F021C2DD030	F021C3DD030	F021C4DD030
F021C2DD033	F021C3DD033	F021C4DD033

[1]Versione Quick Install In: connettore PULG & PLAY preinstallato per connessione rapida (Accessori per collegamento da ordinare).
[1]In Quick Installing Version: prewired PLUG & PLAY connector for an easy/Rapid connection (Connecting accessory to be separately ordered).

[2]Versione Linea Continua In/Out:connettori PLUG & PLAY preinstallati per connessione in linea (Accessori per collegamento da ordinare).
[2]In/Out Continuous Version: Prewired PLUG & PLAY Connectors For An Easy In Line Connection (Connecting accessory to be separately ordered).

[1]Quick Install I

2700K	3000K	4000K
F021A2HD001	F021A3HD001	F021A4HD001
F021A2HD006	F021A3HD006	F021A4HD006
F021A2HD018	F021A3HD018	F021A4HD018
F021A2HD030	F021A3HD030	F021A4HD030
F021A2HD033	F021A3HD033	F021A4HD033

13°+53° ELLIPTICAL

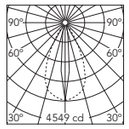

@4000K

Beam Angle:	53°	
h(m)	E(lx)	D(m)
1	4549	0.22
2	1137	0.44
3	505	0.66
4	284	0.88
5	182	1.10

[2]Continuous Line I/O

2700K	3000K	4000K
F021C2HD001	F021C3HD001	F021C4HD001
F021C2HD006	F021C3HD006	F021C4HD006
F021C2HD018	F021C3HD018	F021C4HD018
F021C2HD030	F021C3HD030	F021C4HD030
F021C2HD033	F021C3HD033	F021C4HD033

[1]Quick Install I

2700K	3000K	4000K
F021A2MD001	F021A3MD001	F021A4MD001
F021A2MD006	F021A3MD006	F021A4MD006
F021A2MD018	F021A3MD018	F021A4MD018
F021A2MD030	F021A3MD030	F021A4MD030
F021A2MD033	F021A3MD033	F021A4MD033

90° DIFFUSED

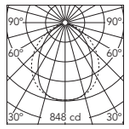

@4000K

Beam Angle:	90°	
h(m)	E(lx)	D(m)
1	848	1.74
2	212	3.49
3	94	5.23
4	53	6.98
5	34	8.72

[2]Continuous Line I/O

2700K	3000K	4000K
F021C2MD001	F021C3MD001	F021C4MD001
F021C2MD006	F021C3MD006	F021C4MD006
F021C2MD018	F021C3MD018	F021C4MD018
F021C2MD030	F021C3MD030	F021C4MD030
F021C2MD033	F021C3MD033	F021C4MD033

Outgraze 50 - RGB

Power Led: L600: 26W - 120-240V - DMX-RDM interface / L900: 37W - 120-240V - DMX-RDM interface / L1200: 48W - 120-240V - DMX-RDM interface

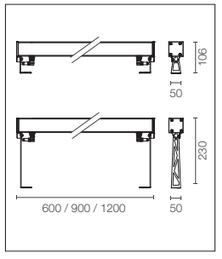

CE | IP 65 | IK 07 | LED INCL | 2,55 Kg L 600 | 3,30 Kg L 900 | 4,31 Kg L 1200

Staffe di installazione da ordinare separatamente.

Installation brackets, to be ordered separately.

L 600	L 900	L 1200
F021MRKJ001	F021MRLJ001	F021MRMJ001
F021MRKJ006	F021MRLJ006	F021MRMJ006
F021MRKJ018	F021MRLJ018	F021MRMJ018
F021MRKJ030	F021MRLJ030	F021MRMJ030
F021MRKJ033	F021MRLJ033	F021MRMJ033

Outgraze 50 - RGBW

Power Led: L600: 24W - 120-240V - DMX-RDM interface / L900: 33W - 120-240V - DMX-RDM interface / L1200: 43W 120-240V - DMX-RDM interface

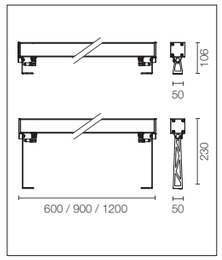

IP 65 · IK 07 · LED INCL. · 2,55 Kg L 600 · 3,30 Kg L 900 · 4,31 Kg L 1200

Staffe di installazione da ordinare separatamente.

Installation brackets, to be ordered separately.

L 600
- F021MWKJ001
- F021MWKJ006
- F021MWKJ018
- F021MWKJ030
- F021MWKJ033

L 900
- F021MWLJ001
- F021MWLJ006
- F021MWLJ018
- F021MWLJ030
- F021MWLJ033

L 1200
- F021MWMJ001
- F021MWMJ006
- F021MWMJ018
- F021MWMJ030
- F021MWMJ033

Outgraze 50 - Tunable White

Power Led:Power Led: L600: 24W - 120-240V - DMX-RDM interface / L900: 18,5W - 1669 lm ≠ FIXT 1082 lm - 2700K/CRI 80 - 120-240V / L1200: 23W - 22826 lm ≠ FIXT 1443 lm - 2700K/CRI 80 - 120-240V



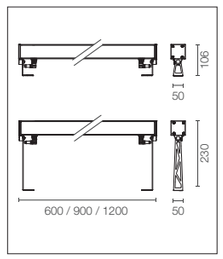

IP 65 · IK 07 · LED INCL. · 2,55 Kg L 600 · 3,30 Kg L 900 · 4,31 Kg L 1200

Fonte di alimentazione 120/240V integrata. Staffe di installazione da ordinare separatamente.

Integrated 120/240V power source. Installation brackets, to be ordered separately.

L 600

[1]Quick Install I
- F021PTKD001
- F021PTKD006
- F021PTKD018
- F021PTKD030
- F021PTKD033

50° FLOOD

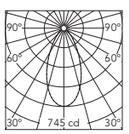

@4000K

Beam Angle:		50°
h(m)	E(lx)	D(m)
1	745	0.94
2	186	1.88
3	83	2.82
4	47	3.77
5	30	4.71

[2]Continuous Line I/O
- F021QTKD001
- F021QTKD006
- F021QTKD018
- F021QTKD030
- F021QTKD033

L 900

[1]Quick Install I
- F021PTLD001
- F021PTLD006
- F021PTLD018
- F021PTLD030
- F021PTLD033

50° FLOOD

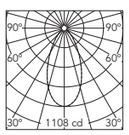

@4000K

Beam Angle:		50°
h(m)	E(lx)	D(m)
1	1108	0.94
2	277	1.88
3	123	2.82
4	69	3.77
5	44	4.71

[2]Continuous Line I/O
- F021QTLD001
- F021QTLD006
- F021QTLD018
- F021QTLD030
- F021QTLD033

L 1200

[1]Quick Install I
- F021PTMD001
- F021PTMD006
- F021PTMD018
- F021PTMD030
- F021PTMD033

50° FLOOD

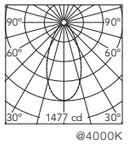

@4000K

Beam Angle:		50°
h(m)	E(lx)	D(m)
1	1477	0.94
2	369	1.88
3	164	2.82
4	92	3.77
5	59	4.71

[2]Continuous Line I/O
- F021QTMD001
- F021QTMD006
- F021QTMD018
- F021QTMD030
- F021QTMD033

[1]Versione Quick Install In: connettore PULG & PLAY preinstallato per connessione rapida (Accessori per collegamento da ordinare).
[1]In Quick Installing Version: prewired PLUG & PLAY connector for an easy/Rapid connection (Connecting accessory to be separately ordered).

[2]Versione Linea Continua In/Out:connettori PLUG & PLAY preinstallati per connessione in linea (accessori per collegamento da ordinare).
[2]In/Out Continuous Version: Prewired PLUG & PLAY Connectors For An Easy In Line Connection (Connecting accessory to be separately ordered).

Outgraze 50 Easy L 300 mm - Non Dimmable

Power Led: 8W - 806 lm ≠ FIXT 310 lm - 2700K/CRI 80 - 220-240V / 8W - 876 lm ≠ FIXT 337 lm - 3000K/CRI 80 - 220-240V / 8W - 946 lm ≠ FIXT 364 lm - 4000K/CRI 80 -220-240V

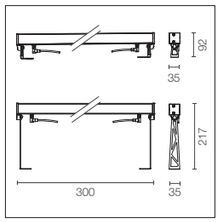

IP 65 · IK 07 · 0,80 Kg · LED INCL.

Fonte di alimentazione 220/240V integrata. Staffe di installazione da ordinare separatamente.

Integrated 220/240V power source. Installation brackets, to be ordered separately.

[1]Standard

2700K
- F021G2JA001
- F021G2JA006
- F021G2JA018
- F021G2JA030
- F021G2JA033

3000K
- F021G3JA001
- F021G3JA006
- F021G3JA018
- F021G3JA030
- F021G3JA033

4000K
- F021G4JA001
- F021G4JA006
- F021G4JA018
- F021G4JA030
- F021G4JA033

90° DIFFUSED

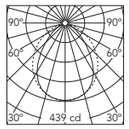

@4000K

Beam Angle:		90°
h(m)	E(lx)	D(m)
1	439	1.67
2	110	3.34
3	49	5.00
4	27	6.67
5	18	8.34

[2]Quick Install I H2O STOP

2700K
- F021H2JA001
- F021H2JA006
- F021H2JA018
- F021H2JA030
- F021H2JA033

3000K
- F021H3JA001
- F021H3JA006
- F021H3JA018
- F021H3JA030
- F021H3JA033

4000K
- F021H4JA001
- F021H4JA006
- F021H4JA018
- F021H4JA030
- F021H4JA033

[3]Continous Line I/O H2O TOP

2700K
- F021J2JA001
- F021J2JA006
- F021J2JA018
- F021J2JA030
- F021J2JA033

3000K
- F021J3JA001
- F021J3JA006
- F021J3JA018
- F021J3JA030
- F021J3JA033

4000K
- F021J4JA001
- F021J4JA006
- F021J4JA018
- F021J4JA030
- F021J4JA033

[1]Versione Standard: Spezzone di cavo in uscita 1 m (accessori per collegamento da ordinare).
[1]Standard Version: 1Mt Prewired Cable (Connecting Accessory To Be Separately Ordered).

[2]Versione Qucik Install In H2O STOP: Connettore H2O STOP PLUG & PLAY preinstallato per connessione rapida (accessori per collegamento da ordinare).
[2]In H2O Quick Installing Version: Prewired H2O STOP PLUG & PLAY Connector For An Easy/Rapid Connection (Connecting Accessory To Be Separately Ordered).

[3]Versione Linea Continua In/Out H2O Stop: Connettori H2O STOP PLUG & PLAY preinstallati per connessione in linea (accessori per collegamento da ordinare).
[3]In/Out H2O Stop Continous line version: Prewired H2O STOP PLUG & PLAY Connectors For An Easy In Line Connection (Connecting accessory to be separately ordered).

Outgraze 50 Easy L 600 mm - Non Dimmable

Power Led: 14,5W - 1612 lm ≠ FIXT 620 lm - 2700K/CRI 80 - 220-240V / 14,5W - 1752 lm ≠ FIXT 674 lm - 3000K/CRI 80 - 220-240V / 14,5W - 1892 lm ≠ FIXT 728 lm - 4000K/CRI 80 -220-240V

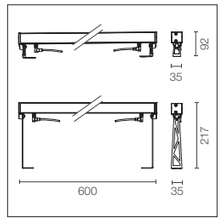

IP 65

IK 07

1,65 Kg

LED INCL

Fonte di alimentazione 220/240V integrata. Staffe di installazione da ordinare separatamente.

Integrated 220/240V power source. Installation brackets, to be ordered separately.

[1]Standard

2700K	3000K	4000K
F021G2KA001	F021G3KA001	F021G4KA001
F021G2KA006	F021G3KA006	F021G4KA006
F021G2KA018	F021G3KA018	F021G4KA018
F021G2KA030	F021G3KA030	F021G4KA030
F021G2KA033	F021G3KA033	F021G4KA033

90° DIFFUSED

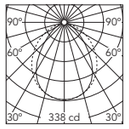

@4000K

Beam Angle: 90°

h(m)	E(lx)	D(m)
1	338	1.67
2	85	3.34
3	38	5.00
4	21	6.67
5	14	8.34

[2]Quick Install I H2O STOP

2700K	3000K	4000K
F021H2KA001	F021H3KA001	F021H4KA001
F021H2KA006	F021H3KA006	F021H4KA006
F021H2KA018	F021H3KA018	F021H4KA018
F021H2KA030	F021H3KA030	F021H4KA030
F021H2KA033	F021H3KA033	F021H4KA033

[3]Continous Line I/O H2O TOP

2700K	3000K	4000K
F021J2KA001	F021J3KA001	F021J4KA001
F021J2KA006	F021J3KA006	F021J4KA006
F021J2KA018	F021J3KA018	F021J4KA018
F021J2KA030	F021J3KA030	F021J4KA030
F021J2KA033	F021J3KA033	F021J4KA033

[1]Versione Standard: Spezzone di cavo in uscita 1 m (accessori per collegamento da ordinare).
[1]Standard Version: 1Mt Prewired Cable (Connecting Accessory To Be Separately Ordered).

[2]Versione Qucik Install In H2O STOP: Connettore H2O STOP PLUG & PLAY preinstallato per connessione rapida (accessori per collegamento da ordinare).
[2]In H2O Quick Installing Version: Prewired H2O STOP PLUG & PLAY Connector For An Easy/Rapid Connection (Connecting Accessory To Be Separately Ordered).

[3]Versione Linea Continua In/Out H2O Stop: Connettori H2O STOP PLUG & PLAY preinstallati per connessione in linea (accessori per collegamento da ordinare).
[3]In/Out H2O Stop Continous line version: Prewired H2O STOP PLUG & PLAY Connectors For An Easy In Line Connection (Connecting accessory to be separately ordered).

Outgraze 50 Easy L 900 mm - Non Dimmable

Power Led: 20W - 2418 lm ≠ FIXT 930 lm - 2700K/CRI 80 - 220-240V / 20W - 2628 lm ≠ FIXT 1011 lm - 3000K/CRI 80 - 220-240V / 20W - 2839 lm ≠ FIXT 1092 lm - 4000K/CRI 80 -220-240V

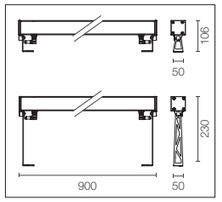

IP 65

IK 07

3,30 Kg

LED INCL

Fonte di alimentazione 220/240V integrata. Staffe di installazione da ordinare separatamente.

Integrated 220/240V power source. Installation brackets, to be ordered separately.

[1]Standard

2700K	3000K	4000K
F021G2LA001	F021G3LA001	F021G4LA001
F021G2LA006	F021G3LA006	F021G4LA006
F021G2LA018	F021G3LA018	F021G4LA018
F021G2LA030	F021G3LA030	F021G4LA030
F021G2LA033	F021G3LA033	F021G4LA033

90° DIFFUSED

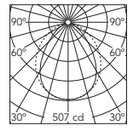

@4000K

Beam Angle: 90°

h(m)	E(lx)	D(m)
1	507	1.67
2	127	3.34
3	56	5.00
4	32	6.67
5	20	8.34

[2]Quick Install I H2O STOP

2700K	3000K	4000K
F021H2LA001	F021H3LA001	F021H4LA001
F021H2LA006	F021H3LA006	F021H4LA006
F021H2LA018	F021H3LA018	F021H4LA018
F021H2LA030	F021H3LA030	F021H4LA030
F021H2LA033	F021H3LA033	F021H4LA033

[3]Continous Line I/O H2O TOP

2700K	3000K	4000K
F021J2LA001	F021J3LA001	F021J4LA001
F021J2LA006	F021J3LA006	F021J4LA006
F021J2LA018	F021J3LA018	F021J4LA018
F021J2LA030	F021J3LA030	F021J4LA030
F021J2LA033	F021J3LA033	F021J4LA033

[1]Versione Standard: Spezzone di cavo in uscita 1 m (accessori per collegamento da ordinare).
[1]Standard Version: 1Mt Prewired Cable (Connecting Accessory To Be Separately Ordered).

[2]Versione Qucik Install In H2O STOP: Connettore H2O STOP PLUG & PLAY preinstallato per connessione rapida (accessori per collegamento da ordinare).
[2]In H2O Quick Installing Version: Prewired H2O STOP PLUG & PLAY Connector For An Easy/Rapid Connection (Connecting Accessory To Be Separately Ordered).

[3]Versione Linea Continua In/Out H2O Stop: Connettori H2O STOP PLUG & PLAY preinstallati per connessione in linea (accessori per collegamento da ordinare).
[3]In/Out H2O Stop Continous line version: Prewired H2O STOP PLUG & PLAY Connectors For An Easy In Line Connection (Connecting accessory to be separately ordered).

Outgraze 50 Easy L 1200 mm - Non Dimmable

Power Led: 27W - 3224 lm ≠ FIXT 1240 lm - 2700K/CRI 80 - 220-240V / 27W - 3505 lm ≠ FIXT 1348 lm - 3000K/CRI 80 - 220-240V / 27W - 3785 lm ≠ FIXT 1456 lm - 4000K/CRI 80 -220-240V

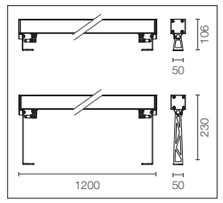

IP 65 · IK 07 · 4,31 Kg · LED INCL.

Fonte di alimentazione 220/240V integrata. Staffe di installazione da ordinare separatamente.

Integrated 220/240V power source. Installation brackets, to be ordered separately.

[1]Standard

2700K	3000K	4000K
F021G2MA001	F021G3MA001	F021G4MA001
F021G2MA006	F021G3MA006	F021G4MA006
F021G2MA018	F021G3MA018	F021G4MA018
F021G2MA030	F021G3MA030	F021G4MA030
F021G2MA033	F021G3MA033	F021G4MA033

90° DIFFUSED



@4000K

Beam Angle:		90°
h(m)	E(lx)	D(m)
1	676	1.67
2	169	3.34
3	75	5.00
4	42	6.67
5	27	8.34

[2]Quick Install I H2O STOP

2700K	3000K	4000K
F021H2MA001	F021H3MA001	F021H4MA001
F021H2MA006	F021H3MA006	F021H4MA006
F021H2MA018	F021H3MA018	F021H4MA018
F021H2MA030	F021H3MA030	F021H4MA030
F021H2MA033	F021H3MA033	F021H4MA033

[3]Continous Line I/O H2O TOP

2700K	3000K	4000K
F021J2MA001	F021J3MA001	F021J4MA001
F021J2MA006	F021J3MA006	F021J4MA006
F021J2MA018	F021J3MA018	F021J4MA018
F021J2MA030	F021J3MA030	F021J4MA030
F021J2MA033	F021J3MA033	F021J4MA033

[1]Versione Standard: Spezzone di cavo in uscita 1 m (accessori per collegamento da ordinare).
[1]Standard Version: 1Mt Prewired Cable (Connecting Accessory To Be Separately Ordered).

[2]Versione Qucik Install In H2O STOP: Connettore H2O STOP PLUG & PLAY preinstallato per connessione rapida (accessori per collegamento da ordinare)
[2]In H2O Quick Installing Version: Prewired H2O STOP PLUG & PLAY Connector For An Easy/Rapid Connection (Connecting Accessory To Be Separately Ordered).

[3]Versione Linea Continua In/Out H2O Stop: Connettori H2O STOP PLUG & PLAY preinstallati per connessione in linea (accessori per collegamento da ordinare).
[3]In/Out H2O Stop Continous line version: Prewired H2O STOP PLUG & PLAY Connectors For An Easy In Line Connection (Connecting accessory to be separately ordered).

Outgraze 50 Easy L 600 mm - Dimmable DALI

Power Led: 16W - 1440 lm ≠ FIXT 1106 lm - 2700K/CRI 80 - 120-240V / 16W - 1560 lm ≠ FIXT 1198 lm - 3000K/CRI 80 - 120-240V / 16W - 1680 lm ≠ FIXT 1290 lm - 4000K/CRI 80 - 120-240V

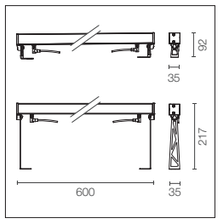

IP 65 · IK 07 · 1,65 Kg · LED INCL.

Fonte di alimentazione 120/240V integrata. Staffe di installazione da ordinare separatamente.

Integrated 120/240V power source. Installation brackets, to be ordered separately.

[1]Quick Install I

2700K	3000K	4000K
F021G2KD001	F021G3KD001	F021G4KD001
F021G2KD006	F021G3KD006	F021G4KD006
F021G2KD018	F021G3KD018	F021G4KD018
F021G2KD030	F021G3KD030	F021G4KD030
F021G2KD033	F021G3KD033	F021G4KD033

90° DIFFUSED

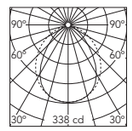

@4000K

Beam Angle:		90°
h(m)	E(lx)	D(m)
1	338	1.67
2	85	3.34
3	38	5.00
4	21	6.67
5	14	8.34

[2]Continuous Line I/O

2700K	3000K	4000K
F021J2KD001	F021J3KD001	F021J4KD001
F021J2KD006	F021J3KD006	F021J4KD006
F021J2KD018	F021J3KD018	F021J4KD018
F021J2KD030	F021J3KD030	F021J4KD030
F021J2KD033	F021J3KD033	F021J4KD033

Outgraze 50 Easy L 900 mm - Dimmable DALI

Power Led: 20W - 2418 lm ≠ FIXT 930 lm - 2700K/CRI 80 - 120-240V / 20W - 2628 lm ≠ FIXT 1011 lm - 3000K/CRI 80 - 120-240V / 20W - 2839 lm ≠ FIXT 1092 lm - 4000K/CRI 80 -120-240V

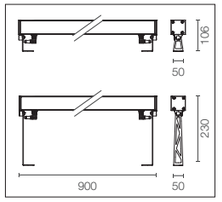

IP 65 · IK 07 · 3,30 Kg · LED INCL.

Fonte di alimentazione 120/240V integrata. Staffe di installazione da ordinare separatamente.

Integrated 120/240V power source. Installation brackets, to be ordered separately.

[1]Quick Install I

2700K	3000K	4000K
F021G2LD001	F021G3LD001	F021G4LD001
F021G2LD006	F021G3LD006	F021G4LD006
F021G2LD018	F021G3LD018	F021G4LD018
F021G2LD030	F021G3LD030	F021G4LD030
F021G2LD033	F021G3LD033	F021G4LD033

90° DIFFUSED

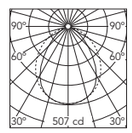

@4000K

Beam Angle:		90°
h(m)	E(lx)	D(m)
1	507	1.67
2	127	3.34
3	56	5.00
4	32	6.67
5	20	8.34

[2]Continuous Line I/O

2700K	3000K	4000K
F021J2LD001	F021J3LD001	F021J4LD001
F021J2LD006	F021J3LD006	F021J4LD006
F021J2LD018	F021J3LD018	F021J4LD018
F021J2LD030	F021J3LD030	F021J4LD030
F021J2LD033	F021J3LD033	F021J4LD033

[1]Versione Quick Install In: connettore PULG & PLAY preinstallato per connessione rapida (Accessori per collegamento da ordinare).
[1]In Quick Installing Version: prewired PLUG & PLAY connector for an easy/Rapid connection (Connecting accessory to be separately ordered).

[2]Versione Linea Continua In/Out:connettori PLUG & PLAY preinstallati per connessione in linea (accessori per collegamento da ordinare).
[2]In/Out Continuous Version: Prewired PLUG & PLAY Connectors For An Easy In Line Connection (Connecting accessory to be separately ordered).

Outgraze 50 Easy L 1200 mm - Non Dimmable

Power Led: 27W - 3224 lm ≠ FIXT 1240 lm - 2700K/CRI 80 - 120-240V / 27W - 3505 lm ≠ FIXT 1348 lm - 3000K/CRI 80 - 120-240V / 27W - 3785 lm ≠ FIXT 1456 lm - 4000K/CRI 80 -120-240V



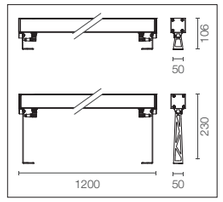

CE | IP 65 | IK 07 | 4,31 Kg | LED INCL.

Fonte di alimentazione 120/240V integrata. Staffe di installazione da ordinare separatamente.

Integrated 120/240V power source. Installation brackets, to be ordered separately.

[1]Quick Install I

2700K
- ○ F021G2MD001
- ● F021G2MD006
- ● F021G2MD018
- ● F021G2MD030
- ● F021G2MD033

3000K
- ○ F021G3MD001
- ● F021G3MD006
- ● F021G3MD018
- ● F021G3MD030
- ● F021G3MD033

4000K
- ○ F021G4MD001
- ● F021G4MD006
- ● F021G4MD018
- ● F021G4MD030
- ● F021G4MD033

90° DIFFUSED

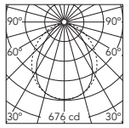

@4000K

Beam Angle:	90°
h(m)	E(lx)	D(m)
1	676	1.67
2	169	3.34
3	75	5.00
4	42	6.67
5	27	8.34

[2]Continuous Line I/O

2700K
- ○ F021J2MD001
- ● F021J2MD006
- ● F021J2MD018
- ● F021J2MD030
- ● F021J2MD033

3000K
- ○ F021J3MD001
- ● F021J3MD006
- ● F021J3MD018
- ● F021J3MD030
- ● F021J3MD033

4000K
- ○ F021J4MD001
- ● F021J4MD006
- ● F021J4MD018
- ● F021J4MD030
- ● F021J4MD033

[1]Versione Quick Install In: connettore PULG & PLAY preinstallato per connessione rapida (Accessori per collegamento da ordinare).
[1]In Quick Installing Version: prewired PLUG & PLAY connector for an easy/Rapid connection (Connecting accessory to be separately ordered).

[2]Versione Linea Continua In/Out:connettori PLUG & PLAY preinstallati per connessione in linea (accessori per collegamento da ordinare).
[2]In/Out Continuous Version: Prewired PLUG & PLAY Connectors For An Easy In Line Connection (Connecting accessory to be separately ordered).

Outgraze 50 Easy - Tunable White DALI

Power Led: L600: 14W - 1143 lm ≠ FIXT 440 lm - 2700K/CRI 80 - 24V / L900: 20W - 1715 lm ≠ FIXT 660 lm - 2700K/CRI 80 - 24V / L1200: 26W - 2286 lm ≠ FIXT 879 lm - 2700K/CRI 80 - 24V



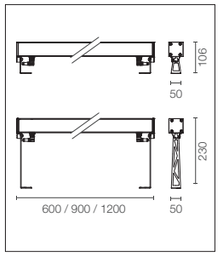

CE | IP 65 | IK 07 | LED INCL. | III

2,55 Kg L 600 | 3,30 Kg L 900 | 4,31 Kg L 1200

Fonte di alimentazione 24V non inclusa. Driver per installazione remota e staffe di installazione da ordinare separatamente.

Fonte di alimentazione 24V non inclusa. Driver per installazione remota e staffe di installazione da ordinare separatamente.

L 600

[1]Quick Install I
- ○ F021KTKD001
- ● F021KTKD006
- ● F021KTKD018
- ● F021KTKD030
- ● F021KTKD033

100° DIFFUSED

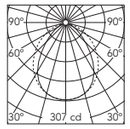

@4000K

Beam Angle:	100°
h(m)	E(lx)	D(m)
1	307	1.67
2	77	3.34
3	34	5.00
4	19	6.67
5	12	8.34

[2]Continuous Line I/O
- ○ F021LTKD001
- ● F021LTKD006
- ● F021LTKD018
- ● F021LTKD030
- ● F021LTKD033

L 900

[1]Quick Install I
- ○ F021KTLD001
- ● F021KTLD006
- ● F021KTLD018
- ● F021KTLD030
- ● F021KTLD033

100° DIFFUSED

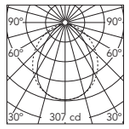

@4000K

Beam Angle:	100°
h(m)	E(lx)	D(m)
1	307	1.67
2	77	3.34
3	34	5.00
4	19	6.67
5	12	8.34

[2]Continuous Line I/O
- ○ F021LTLD001
- ● F021LTLD006
- ● F021LTLD018
- ● F021LTLD030
- ● F021LTLD033

L 1200

[1]Quick Install I
- ○ F021KTMD001
- ● F021KTMD006
- ● F021KTMD018
- ● F021KTMD030
- ● F021KTMD033

100° DIFFUSED

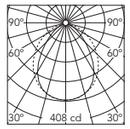

@4000K

Beam Angle:	100°
h(m)	E(lx)	D(m)
1	408	1.67
2	102	3.34
3	45	5.00
4	26	6.67
5	16	8.34

[2]Continuous Line I/O
- ○ F021LTMD001
- ● F021LTMD006
- ● F021LTMD018
- ● F021LTMD030
- ● F021LTMD033

[1]Versione Quick Install In: connettore PULG & PLAY preinstallato per connessione rapida (Accessori per collegamento da ordinare).
[1]In Quick Installing Version: prewired PLUG & PLAY connector for an easy/Rapid connection (Connecting accessory to be separately ordered).

[2]Versione Linea Continua In/Out:connettori PLUG & PLAY preinstallati per connessione in linea (accessori per collegamento da ordinare).
[2]In/Out Continuous Version: Prewired PLUG & PLAY Connectors For An Easy In Line Connection (Connecting accessory to be separately ordered).

Accessori / Accessories

Outgraze 50

Coppia staffe corte L 80mm.	One pair of short rods L 80 mm.	○ F1203001 ● F1203006 ● F1203033 ● F1203030 ● F1203018	
Coppia staffe lunghe L 200mm.	One pair of long rods L 200 mm.	○ F1204001 ● F1204006 ● F1204033 ● F1204030 ● F1204018	
Connettore 4 poli 2 vie IP68 (cavi 5,5÷12mm).	2 way terminal block 4 poles IP68 (5,5÷12mm cables).	F990C00A000	
Conettore 4 poli 3/4 vie IP68 (cavi 7-12mm).	3/4 way terminal block 4 poles IP68 (7-12mm cables).	F990C10000	
Connettore 4 poli plug & play.	Plug & play connector 4 poles.	F021Z01000	
Doppio connettore 4 poli plug & play + cavo L 600 mm.	Double plug & play connector 4 poles + cable 600 mm lenght .	F021Z02000	
Connettore 4 poli plug & play + cavoLl 5000 mm.	Plug & play connector 4 poles + cable 5000 mm lenght.	F021Z03000	
Connettore 5 poli PLUG&PLAY.	PLUG&PLAY connector 5 poles.	F021Z04000	
Doppio connettore 5 poli PLUG&PLAY + cavo L 600 mm.	Double PLUG&PLAY connector 5 poles + cable 600 mm lenght.	F021Z05000	
Connettore 5 poli PLUG&PLAY + cavo L 5000 mm.	PLUG&PLAY connector 5 poles + cabe 5000 mm lenght.	F021Z06000	
Scatola di derivazione 5 poli 4 vie IP68 (cavi 6-14 mm).	4 WAY Junction box 5 POLES IP68 (6-14 mm cables).	F990C030000	

Accessori / Accessories

Outgraze 50

Alimentatore per installazione remota 24V DC 50W / 120-240V IP67 Classe II selv.	Power supply for remote installation 24V DC 50W / 120-240V IP67 Class II selv.	RF25755	
Alimentatore per installazione remota 24V DC 70W / 220-240V IP67 Classe II selv.	Power supply for remote installation 24V DC 70W / 220-240V IP67 Class II selv.	RF25749	
Alimentatore per installazione remota 24V DC 100W / 120-240V IP67 Classe II selv.	Power supply for remote installation 24V DC 100W / 120-240V IP67 Class II selv.	RF25756	

Accessori per gestione RGB-RGBW / Accessories for RGB-RGBW management

Controller DMX a parete per scatole ad incasso (60mm interasse fori).	DMX controller; dimmer switch for recessed box (60mm hole centres).	F990B10A000	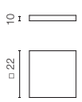
Controller DMX stand-alone/interfaccia pc.	DMX controller; stand-alone/pc interface.	F990B11A000	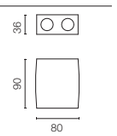
DMX splitter 512 - dispositivo elettronico per rigenerare segnale dmx monodirezionale 1 Input e 7 output, 12-24Vdc.	DMX splitter 512 - electronic device to regenerate the monodirectional DMX signal 1 Input and 7 output, 12-24Vdc.	F990B13A000	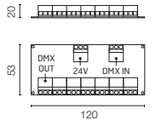
Cavo DMX schermato con impedenza costante 110 Ohm.	DMX cable - shielded twisted pair with 110 Ohm constant impedance.	F990B12A000	

Outgraze 65 L 600 mm - Dimmable DALI

Power Led: 30W - 2704 lm ≠ *FIXT 2218 lm - 2700K/CRI 80 - 120-240V /30W - 2801 lm ≠ *FIXT 2297 lm - 3000K/CRI 80 - 120-240V /
30W - 2897 lm ≠ *FIXT 2377 lm - 4000K/CRI 80 -120-240V
*FIXT lm = Large Optic

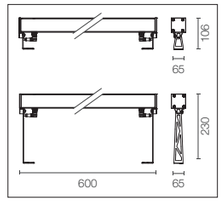

IP 65
IK 07
3,55 Kg
LED INCL.

Fonte di alimentazione 120-240V integrata. Staffe di installazione da ordinare separatamente.

Integrated 120-240V power source. Installation brackets, to be ordered separately.

[1]Quick Install I

2700K	3000K	4000K
F022A21D001	F022A31D001	F022A41D001
F022A21D006	F022A31D006	F022A41D006
F022A21D018	F022A31D018	F022A41D018
F022A21D030	F022A31D030	F022A41D030
F022A21D033	F022A31D033	F022A41D033

16°
SPOT

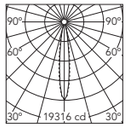

@4000K

Beam Angle: 16°

h(m)	E(lx)	D(m)
1	19316	0.25
2	4829	0.50
3	2146	0.74
4	1207	0.99
5	773	1.24

[2]Continuous Line I/O

2700K	3000K	4000K
F022B21D001	F022B31D001	F022B41D001
F022B21D006	F022B31D006	F022B41D006
F022B21D018	F022B31D018	F022B41D018
F022B21D030	F022B31D030	F022B41D030
F022B21D033	F022B31D033	F022B41D033

[1]Quick Install I

2700K	3000K	4000K
F022A24D001	F022A34D001	F022A44D001
F022A24D006	F022A34D006	F022A44D006
F022A24D018	F022A34D018	F022A44D018
F022A24D030	F022A34D030	F022A44D030
F022A24D033	F022A34D033	F022A44D033

46°
FLOOD

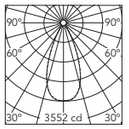

@4000K

Beam Angle: 46°

h(m)	E(lx)	D(m)
1	3552	0.83
2	888	1.65
3	395	2.48
4	222	3.31
5	142	4.13

[2]Continuous Line I/O

2700K	3000K	4000K
F022B24D001	F022B34D001	F022B44D001
F022B24D006	F022B34D006	F022B44D006
F022B24D018	F022B34D018	F022B44D018
F022B24D030	F022B34D030	F022B44D030
F022B24D033	F022B34D033	F022B44D033

[1]Quick Install I

2700K	3000K	4000K
F022A27D001	F022A37D001	F022A47D001
F022A27D006	F022A37D006	F022A47D006
F022A27D018	F022A37D018	F022A47D018
F022A27D030	F022A37D030	F022A47D030
F022A27D033	F022A37D033	F022A47D033

13°+53°
ELLIPTICAL

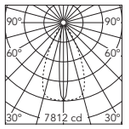

@4000K

Beam Angle: 53°

h(m)	E(lx)	D(m)
1	7812	0.22
2	1953	0.44
3	868	0.66
4	488	0.88
5	312	1.10

[2]Continuous Line I/O

2700K	3000K	4000K
F022B27D001	F022B37D001	F022B47D001
F022B27D006	F022B37D006	F022B47D006
F022B27D018	F022B37D018	F022B47D018
F022B27D030	F022B37D030	F022B47D030
F022B27D033	F022B37D033	F022B47D033

[1]Versione Quick Install In: connettore PULG & PLAY preinstallato per connessione rapida (Accessori per collegamento da ordinare).
[1]In Quick Installing Version: prewired PLUG & PLAY connector for an easy/Rapid connection (Connecting accessory to be separately ordered).

[2]Versione Linea Continua In/Out:connettori PLUG & PLAY preinstallati per connessione in linea (accessori per collegamento da ordinare).
[2]In/Out Continuous Version: Prewired PLUG & PLAY Connectors For An Easy In Line Connection (Connecting accessory to be separately ordered).

Outgraze 65 L 900 mm - Dimmable DALI

Power Led: 44W - 4056 lm ≠ *FIXT 3327 lm - 2700K/CRI 80 - 120-240V /44W - 4201 lm ≠ *FIXT 3446 lm - 3000K/CRI 80 - 120-240V /
44W - 4346 lm ≠ *FIXT 3565 lm - 4000K/CRI 80 -120-240V
*FIXT lm = Large Optic

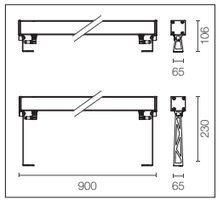

IP 65
IK 07
4,30 Kg
LED INCL.

Fonte di alimentazione 120-240V integrata. Staffe di installazione da ordinare separatamente.

Integrated 120-240V power source. Installation brackets, to be ordered separately.

[1]Quick Install I

2700K	3000K	4000K
F022A22D001	F022A32D001	F022A42D001
F022A22D006	F022A32D006	F022A42D006
F022A22D018	F022A32D018	F022A42D018
F022A22D030	F022A32D030	F022A42D030
F022A22D033	F022A32D033	F022A42D033

15°
SPOT

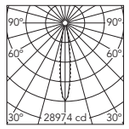

@4000K

Beam Angle: 15°

h(m)	E(lx)	D(m)
1	28974	0.25
2	7244	0.50
3	3219	0.74
4	1811	0.99
5	1159	1.24

[2]Continuous Line I/O

2700K	3000K	4000K
F022B22D001	F022B32D001	F022B42D001
F022B22D006	F022B32D006	F022B42D006
F022B22D018	F022B32D018	F022B42D018
F022B22D030	F022B32D030	F022B42D030
F022B22D033	F022B32D033	F022B42D033

[1]Quick Install I

2700K	3000K	4000K
F022A25D001	F022A35D001	F022A45D001
F022A25D006	F022A35D006	F022A45D006
F022A25D018	F022A35D018	F022A45D018
F022A25D030	F022A35D030	F022A45D030
F022A25D033	F022A35D033	F022A45D033

46°
FLOOD

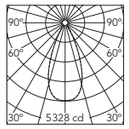

@4000K

Beam Angle: 46°

h(m)	E(lx)	D(m)
1	5328	0.83
2	1332	1.65
3	592	2.48
4	333	3.31
5	213	4.13

[2]Continuous Line I/O

2700K	3000K	4000K
F022B25D001	F022B35D001	F022B45D001
F022B25D006	F022B35D006	F022B45D006
F022B25D018	F022B35D018	F022B45D018
F022B25D030	F022B35D030	F022B45D030
F022B25D033	F022B35D033	F022B45D033

[1]Quick Install I

2700K	3000K	4000K
F022A28D001	F022A38D001	F022A48D001
F022A28D006	F022A38D006	F022A48D006
F022A28D018	F022A38D018	F022A48D018
F022A28D030	F022A38D030	F022A48D030
F022A28D033	F022A38D033	F022A48D033

13°+53°
ELLIPTICAL

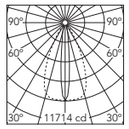

@4000K

Beam Angle: 53°

h(m)	E(lx)	D(m)
1	11714	0.22
2	2929	0.44
3	1302	0.66
4	732	0.88
5	469	1.10

[2]Continuous Line I/O

2700K	3000K	4000K
F022B28D001	F022B38D001	F022B48D001
F022B28D006	F022B38D006	F022B48D006
F022B28D018	F022B38D018	F022B48D018
F022B28D030	F022B38D030	F022B48D030
F022B28D033	F022B38D033	F022B48D033

[1]Versione Quick Install In: connettore PULG & PLAY preinstallato per connessione rapida (Accessori per collegamento da ordinare).
[1]In Quick Installing Version: prewired PLUG & PLAY connector for an easy/Rapid connection (Connecting accessory to be separately ordered).

[2]Versione Linea Continua In/Out:connettori PLUG & PLAY preinstallati per connessione in linea (accessori per collegamento da ordinare).
[2]In/Out Continuous Version: Prewired PLUG & PLAY Connectors For An Easy In Line Connection (Connecting accessory to be separately ordered).

Outgraze 65 L 1200 mm - Dimmable DALI

Power Led: 58W - 5408 lm ≠ *FIXT 4125 lm - 2700K/CRI 80 - 120-240V /58W - 5602 lm ≠ *FIXT 4272 lm - 3000K/CRI 80 - 120-240V /
58W - 5795 lm ≠ *FIXT 4419 lm - 4000K/CRI 80 -120-240V
*FIXT lm = Large Optic



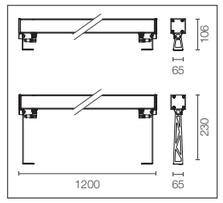

IP 65 | IK 07 | 5,31 Kg | LED INCL.

Fonte di alimentazione 120-240V integrata. Staffe di installazione da ordinare separatamente. Versione dimmerabile a richiesta.

Integrated 120-240V power source. Installation brackets, to be ordered separately. Dimmable version on request.

[1]Quick Install I

2700K	3000K	4000K
○ F022A23D001	○ F022A33D001	○ F022A43D001
● F022A23D006	● F022A33D006	● F022A43D006
● F022A23D018	● F022A33D018	● F022A43D018
● F022A23D030	● F022A33D030	● F022A43D030
● F022A23D033	● F022A33D033	● F022A43D033

15° SPOT

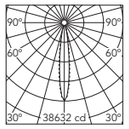

@4000K

Beam Angle: 15°

h(m)	E(lx)	D(m)
1	38632	0.25
2	9658	0.50
3	4292	0.74
4	2415	0.99
5	1545	1.24

[2]Continuous Line I/O

2700K	3000K	4000K
○ F022B23D001	○ F022B33D001	○ F022B43D001
● F022B23D006	● F022B33D006	● F022B43D006
● F022B23D018	● F022B33D018	● F022B43D018
● F022B23D030	● F022B33D030	● F022B43D030
● F022B23D033	● F022B33D033	● F022B43D033

[1]Quick Install I

2700K	3000K	4000K
○ F022A26D001	○ F022A36D001	○ F022A46D001
● F022A26D006	● F022A36D006	● F022A46D006
● F022A26D018	● F022A36D018	● F022A46D018
● F022A26D030	● F022A36D030	● F022A46D030
● F022A26D033	● F022A36D033	● F022A46D033

46° FLOOD

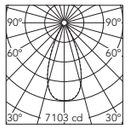

@4000K

Beam Angle: 46°

h(m)	E(lx)	D(m)
1	7103	0.83
2	1776	1.65
3	789	2.48
4	444	3.31
5	284	4.13

[2]Continuous Line I/O

2700K	3000K	4000K
○ F022B26D001	○ F022B36D001	○ F022B46D001
● F022B26D006	● F022B36D006	● F022B46D006
● F022B26D018	● F022B36D018	● F022B46D018
● F022B26D030	● F022B36D030	● F022B46D030
● F022B26D033	● F022B36D033	● F022B46D033

[1]Quick Install I

2700K	3000K	4000K
○ F022A29D001	○ F022A39D001	○ F022A49D001
● F022A29D006	● F022A39D006	● F022A49D006
● F022A29D018	● F022A39D018	● F022A49D018
● F022A29D030	● F022A39D030	● F022A49D030
● F022A29D033	● F022A39D033	● F022A49D033

13°+53° ELLIPTICAL

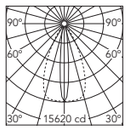

@4000K

Beam Angle: 53°

h(m)	E(lx)	D(m)
1	15620	0.22
2	3905	0.44
3	1736	0.66
4	976	0.88
5	625	1.10

[2]Continuous Line I/O

2700K	3000K	4000K
○ F022B29D001	○ F022B39D001	○ F022B49D001
● F022B29D006	● F022B39D006	● F022B49D006
● F022B29D018	● F022B39D018	● F022B49D018
● F022B29D030	● F022B39D030	● F022B49D030
● F022B29D033	● F022B39D033	● F022B49D033

[1]Versione Quick Install In: connettore PULG & PLAY preinstallato per connessione rapida (Accessori per collegamento da ordinare).
[1]In Quick Installing Version: prewired PLUG & PLAY connector for an easy/Rapid connection (Connecting accessory to be separately ordered).

[2]Versione Linea Continua In/Out:connettori PLUG & PLAY preinstallati per connessione in linea (accessori per collegamento da ordinare).
[2]In/Out Continuous Version: Prewired PLUG & PLAY Connectors For An Easy In Line Connection (Connecting accessory to be separately ordered).

Outgraze 65 RGBW

Power Led: L600: 36W - 120-240V - DMX-RDM interface / L900: 50W - 120-240V - DMX-RDM interface / L1200: 66W - 120-240V - DMX-RDM interface



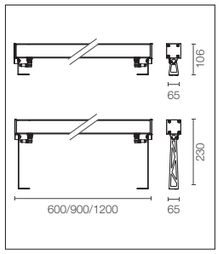

IP 65 | IK 07 | LED INCL.

3,55 Kg L 600 | 4,30 Kg L 900 | 5,31 Kg L 1200

Fonte di alimentazione 120-240V integrata con interfaccia DMX-RDM. Staffe di installazione da ordinare separatamente. Versione dimmerabile a richiesta.

Integrated 120-240V power source with DMX-RDM interface. Installation brackets, to be ordered separately. Dimmable version on request.

SPOT

L 600	L 900	L 1200
○ F022GW1J001	○ F022GW2J001	○ F022GW3J001
● F022GW1J006	● F022GW2J006	● F022GW3J006
● F022GW1J018	● F022GW2J018	● F022GW3J018
● F022GW1J030	● F022GW2J030	● F022GW3J030
● F022GW1J033	● F022GW2J033	● F022GW3J033

FLOOD

L 600	L 900	L 1200
○ F022GW4J001	○ F022GW5J001	○ F022GW6J001
● F022GW4J006	● F022GW5J006	● F022GW6J006
● F022GW4J018	● F022GW5J018	● F022GW6J018
● F022GW4J030	● F022GW5J030	● F022GW6J030
● F022GW4J033	● F022GW5J033	● F022GW6J033

Outgraze 65 - Tunable White

Power Led: L600: 24W - 2226 lm ≠ *FIXT 1457 lm - 2700K/CRI 80 - 120-240V / L900: 34W - 3338 lm ≠ *FIXT 2185 lm - 2700K/CRI 80 - 120-240V / L1200: 44W - 5008 lm ≠ *FIXT 2913 lm - 2700K/CRI 80 - 120-240V



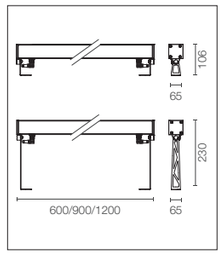

IP 65

IK 07

LED INCL.

3,55 Kg L 600

4,30 Kg L 900

5,31 Kg L 1200

Fonte di alimentazione 120-240V integrata. Staffe di installazione da ordinare separatamente. Versione dimmerabile a richiesta.

Integrated 120-240V power source. Installation brackets, to be ordered separately. Dimmable version on request.

L 600

[1]Quick Install I

- ○ F022ETAD001
- ● F022ETAD006
- ● F022ETAD018
- ● F022ETAD030
- ● F022ETAD033

[2]Continuous Line I/O

- ○ F022FTAD001
- ● F022FTAD006
- ● F022FTAD018
- ● F022FTAD030
- ● F022FTAD033

50° FLOOD

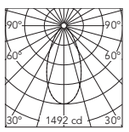

@4000K

Beam Angle: 50°

h(m)	E(lx)	D(m)
1	1492	0.94
2	373	1.88
3	166	2.82
4	93	3.77
5	60	4.71

L 900

[1]Quick Install I

- ○ F022ETBD001
- ● F022ETBD006
- ● F022ETBD018
- ● F022ETBD030
- ● F022ETBD033

[2]Continuous Line I/O

- ○ F022FTBD001
- ● F022FTBD006
- ● F022FTBD018
- ● F022FTBD030
- ● F022FTBD033

50° FLOOD

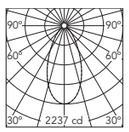

@4000K

Beam Angle: 50°

h(m)	E(lx)	D(m)
1	2237	0.94
2	559	1.88
3	249	2.82
4	140	3.77
5	89	4.71

L 1200

[1]Quick Install I

- ○ F022ETCD001
- ● F022ETCD006
- ● F022ETCD018
- ● F022ETCD030
- ● F022ETCD033

50° FLOOD

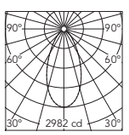

@4000K

Beam Angle: 50°

h(m)	E(lx)	D(m)
1	2982	0.94
2	746	1.88
3	331	2.82
4	186	3.77
5	119	4.71

[2]Continuous Line I/O

- ○ F022FTCD001
- ● F022FTCD006
- ● F022FTCD018
- ● F022FTCD030
- ● F022FTCD033

[1]Versione Quick Install In: connettore PULG & PLAY preinstallato per connessione rapida (Accessori per collegamento da ordinare).
[1]In Quick Installing Version: prewired PLUG & PLAY connector for an easy/Rapid connection (Connecting accessory to be separately ordered).

[2]Versione Linea Continua In/Out:connettori PLUG & PLAY preinstallati per connessione in linea (accessori per collegamento da ordinare).
[2]In/Out Continuous Version: Prewired PLUG & PLAY Connectors For An Easy In Line Connection (Connecting accessory to be separately ordered).

Accessori / Accessories

Outgraze 65

Coppia staffe corte L 80mm.	One pair of short rods L 80 mm.	○ F1203001 ● F1203006 ● F1203033 ● F1203030 ● F1203018	
Coppia staffe lunghe L 200mm.	One pair of long rods L 200 mm.	○ F1204001 ● F1204006 ● F1204033 ● F1204030 ● F1204018	
Connettore 4 poli 2 vie IP68 (cavi 5,5÷12mm).	2 way terminal block 4 poles IP68 (5,5÷12mm cables).	F990C00A000	
Conettore 4 poli 3/4 vie IP68 (cavi 7-12mm).	3/4 way terminal block 4 poles IP68 (7-12mm cables).	F990C10000	
Connettore 4 poli plug & play.	Plug & play connector 4 poles.	F021Z01000	
Doppio connettore 4 poli plug & play + cavo L 600 mm.	Double plug & play connector 4 poles + cable 600 mm lenght .	F021Z02000	
Connettore 4 poli plug & play + cavoLl 5000 mm.	Plug & play connector 4 poles + cable 5000 mm lenght.	F021Z03000	
Connettore 5 poli PLUG&PLAY.	PLUG&PLAY connector 5 poles.	F021Z04000	
Doppio connettore 5 poli PLUG&PLAY + cavo L 600 mm.	Double PLUG&PLAY connector 5 poles + cable 600 mm lenght.	F021Z05000	
Connettore 5 poli PLUG&PLAY + cavo L 5000 mm.	PLUG&PLAY connector 5 poles + cabe 5000 mm lenght.	F021Z06000	
Scatola di derivazione 5 poli 4 vie IP68.	4 WAY Junction box 5 POLES IP68.	F990C030000	

Accessori / Accessories

Outgraze 65

Alimentatore per installazione remota 24V DC 50W / 120-240V IP67 Classe II selv.	Power supply for remote installation 24V DC 50W / 120-240V IP67 Class II selv.	RF25755	
Alimentatore per installazione remota 24V DC 70W / 220-240V IP67 Classe II selv.	Power supply for remote installation 24V DC 70W / 220-240V IP67 Class II selv.	RF25749	
Alimentatore per installazione remota 24V DC 100W / 120-240V IP67 Classe II selv.	Power supply for remote installation 24V DC 100W / 120-240V IP67 Class II selv.	RF25756	

Accessori per gestione RGB-RGBW / Accessories for RGB-RGBW management

Controller DMX a parete per scatole ad incasso (60mm interasse fori).	DMX controller; dimmer switch for recessed box (60mm hole centres).	F990B10A000		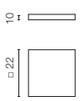
Controller DMX stand-alone/interfaccia pc.	DMX controller; stand-alone/pc interface.	F990B11A000		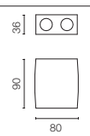
DMX splitter 512 - dispositivo elettronico per rigenerare segnale dmx monodirezionale 1 Input e 7 output, 12-24Vdc.	DMX splitter 512 - electronic device to regenerate the monodirectional DMX signal 1 Input and 7 output, 12-24Vdc.	F990B13A000		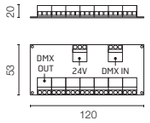
Cavo DMX schermato con impedenza costante 110 Ohm.	DMX cable - shielded twisted pair with 110 Ohm constant impedance.	F990B12A000		

A-Round

Designed by Piero Lissoni

Famiglia / Family

Colori / Colours

A-Round

15 Rame lucido
15 Polished copper

46 Bronzo spazzolato
46 Brushed bronze

44 Oro spazzolato
44 Brushed gold

56 Acciaio pallinato
56 Shoot peened steel

Descrizione / Description

Apparecchio a LED da incasso a terra per esterni, calpestabile e carrabile, disponibile in tre dimensioni, con ottica orientabile e regolabile in diverse configurazioni.
Ghiera esterna in acciaio inox AISI 316L trattato con processo PVD (Physical Vapour Deposition).
Grazie a questo innovativo trattamento, dopo il processo di lucidatura o spazzolatura secondo la finitura scelta, le superfici dell'A-Round sono ricoperte da un sottile film di metalli come zirconio e titanio che, combinandosi con l'acciaio a livello molecolare, ne aumentano le caratteristiche di resistenza sia meccanica che agli agenti atmosferici, permettendo la realizzazione di finiture pregiate e durevoli.
Corpo dell'apparecchio realizzato in alluminio pressofuso EN AB-47100 a basso contenuto di rame, rivestito con doppio strato di vernice ad alta resistenza alla corrosione.
Vetro trasparente temperato ad alta resistenza, serigrafato per ridurre l'abbagliamento.
Driver per installazione remota incluso, fornito di connettore di aggancio rapido M12 a tenuta stagna.
L'installazione richiede una cassaforma da incasso, da ordinare separatamente.
È necessario garantire un livello adeguato di ghiaia (> 300 mm) o fornire un sistema di scarico per assicurare il drenaggio ed evitare il ristagno di acqua. Per garantire la tenuta del pressacavo è necessario utilizzare cavi elettrici flessibili idonei all'impiego in ambienti esterni.

Si raccomanda l'uso di un sistema di connessione con un grado di protezione maggiore o uguale al grado di protezione dell'apparecchio.

Durante il montaggio e la manutenzione degli apparecchi bisogna prestare particolare attenzione a non danneggiare la verniciatura a polvere.
Un danno combinato all'azione dell'acqua potrebbe provocarne la corrosione.
I prodotti chimici danneggiano la protezione anticorrosione.

Gli apparecchi a LED, possono evidenziare guasti riconducibili a sollecitazioni di natura elettrica che interessano i relativi isolamenti con innesco di scariche elettriche distruttive.
Queste sollecitazioni possono derivare da:
• sovratensioni provenienti dalla rete elettrica di alimentazione dell'impianto/apparecchi;
• sovratensioni di origine elettrostatica (ESD) provenienti dall'ambiente.
Consigliamo l'installazione di un dispositivo di protezione dalle sovratensioni sull'impianto elettrico che attenua l'intensità di alcuni di questi fenomeni proteggendo gli apparecchi da danni irreversibili. La scelta del dispositivo più idoneo va tarata in base alle caratteristiche dell'impianto.

Ground-recessed luminaire for outdoor use, walkable and trafficable, available in three sizes, with adjustable optics in various configurations.
External body made of stainless steel AISI 316L treated with the PVD process (Physical Vapour Deposition).
Thanks to this innovative treatment, after the polishing or brushing process, according to the finishing choice, the surfaces of A-Round are coated with a thin film of metals such as zirconium and titanium which, combining with the steel at the molecular level, increase the resistance to both mechanical and to atmospheric agents, permitting the execution of elegant and durable finishings.
The body of the luminaire is made of die-cast aluminum EN AB-47100 with low copper content, coated with two layers of paint with high resistance to corrosion.
High-strength tempered clear glass, screen-printed to reduce glare.
Driver for remote installation included, provided with M12 quick connector for watertight coupling.
Installation requires a housing for flush mounting, to be ordered separately.
It is necessary to provide an adequate level of gravel (> 300 mm) or a drain system to ensure drainage and avoid water stagnation. To ensure the sealing of the cable gland it is necessary to use flexible electric cables suitable for use in outdoor environments.

We recommend using a connection system with a degree of protection greater than or equal to the degree of protection of the luminaire.

During the installation and the maintenance of the fixtures it is important to be careful and avoid damages on the paint coating.
damages on the coating exposed to outdoor conditions or water, could cause corrosion.
Chemical substances affect the anticorrosion covering protection.

For LED fixtures, there is evidence that most of the damages are connected to electrical effects related to the insulations, which cause destructive electrical discharges
These effects are frequently caused by:
• over Voltage coming from the Mains' network where fixture is connected.
• electrostatic discharge (ESD) coming from the environment.
The use of a protective device against the overvoltage on the electrical installation is warmly suggest this helps to reduce the intensity of some of these phenomenon and prevent irreversible damages.
The selection of the type of device to be used must be adjust on the electrical plant.

A-Round 150

Power Led: 8W - 572 lm ≠ *FIXT 536 lm - 2700K/CRI 80 - 110-240V / 8W - 663 lm ≠ *FIXT 576 lm - 3000K/CRI 80 - 110-240V / 8W - 715 lm ≠ *FIXT 620 lm - 4000K/CRI 80 - 110-240V
*FIXT lm = Spot Optic

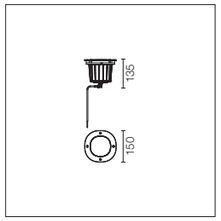

IP 67
IK 10
LED INCL.

Fonte di alimentazione 110/240V integrata. Necessaria cassaforma, da ordinare separatamente. Versione dimmerabile a richiesta.

Integrated 110/240V power source. Remote housing required, to be ordered separately. Dimmable version on request.

2700K
- F4570015
- F4570046
- F4570044
- F4570056

3000K
- F4573015
- F4573046
- F4573044
- F4573056

4000K
- F4576015
- F4576046
- F4576044
- F4576056

14° SPOT

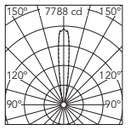

@4000K

Beam Angle:	14°	
h(m)	E(lx)	D(m)
1	7788	0.25
2	1947	0.50
3	865	0.76
4	487	1.01
5	312	1.26

2700K
- F4571015
- F4571046
- F4571044
- F4571056

3000K
- F4574015
- F4574046
- F4574044
- F4574056

4000K
- F4577015
- F4577046
- F4577044
- F4577056

25° MEDIUM

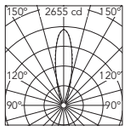

@4000K

Beam Angle:	25°	
h(m)	E(lx)	D(m)
1	2655	0.43
2	664	0.86
3	295	1.28
4	166	1.71
5	106	2.14

2700K
- F4572015
- F4572046
- F4572044
- F4572056

3000K
- F4575015
- F4575046
- F4575044
- F4575056

4000K
- F4578015
- F4578046
- F4578044
- F4578056

64° FLOOD

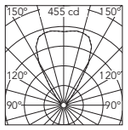

@4000K

Beam Angle:	64°	
h(m)	E(lx)	D(m)
1	455	1.26
2	114	2.51
3	51	3.77
4	28	5.03
5	18	6.28

A-Round 240

Power Led: 21W - 1760 lm ≠ *FIXT 1623 lm - 2700K/CRI 80 - 220-240V / 21W - 2040 lm ≠ *FIXT 1747 lm - 3000K/CRI 80 - 220-240V / 21W - 2200 lm ≠ *FIXT 1878 lm - 4000K/CRI 80 - 220-240V
*FIXT lm = Spot Optic

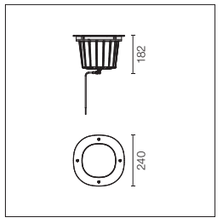

IP 67
IK 10
LED INCL.

Fonte di alimentazione 220/240V integrata. Necessaria cassaforma, da ordinare separatamente.

Integrated 220/240V power source. Remote housing required, to be ordered separately.

2700K
Non Dimmable
- F4579015
- F4579046
- F4579044
- F4579056

1-10V
- F4579015-310
- F4579046-310
- F4579044-310
- F4579056-310

Dali
- F4579015-300
- F4579046-300
- F4579044-300
- F4579056-300

3000K
Non Dimmable
- F4582015
- F4582046
- F4582044
- F4582056

1-10V
- F4582015-310
- F4582046-310
- F4582044-310
- F4582056-310

Dali
- F4582015-300
- F4582046-300
- F4582044-300
- F4582056-300

4000K
Non Dimmable
- F4585015
- F4585046
- F4585044
- F4585056

1-10V
- F4585015-310
- F4585046-310
- F4585044-310
- F4585056-310

Dali
- F4585015-300
- F4585046-300
- F4585044-300
- F4585056-300

14° SPOT

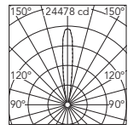

@4000K

Beam Angle:	14°	
h(m)	E(lx)	D(m)
1	24478	0.25
2	6120	0.50
3	2720	0.75
4	1530	1.00
5	979	1.25

2700K
Non Dimmable
- F4580015
- F4580046
- F4580044
- F4580056

1-10V
- F4580015-310
- F4580046-310
- F4580044-310
- F4580056-310

Dali
- F4580015-300
- F4580046-300
- F4580044-300
- F4580056-300

3000K
Non Dimmable
- F4583015
- F4583046
- F4583044
- F4583056

1-10V
- F4583015-310
- F4583046-310
- F4583044-310
- F4583056-310

Dali
- F4583015-300
- F4583046-300
- F4583044-300
- F4583056-300

4000K
Non Dimmable
- F4586015
- F4586046
- F4586044
- F4586056

1-10V
- F4586015-310
- F4586046-310
- F4586044-310
- F4586056-310

Dali
- F4586015-300
- F4586046-300
- F4586044-300
- F4586056-300

25° MEDIUM

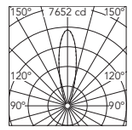

@4000K

Beam Angle:	25°	
h(m)	E(lx)	D(m)
1	7652	0.45
2	1913	0.90
3	850	1.35
4	478	1.80
5	306	2.25

2700K
Non Dimmable
- F4581015
- F4581046
- F4581044
- F4581056

1-10V
- F4581015-310
- F4581046-310
- F4581044-310
- F4581056-310

Dali
- F4581015-300
- F4581046-300
- F4581044-300
- F4581056-300

3000K
Non Dimmable
- F4584015
- F4584046
- F4584044
- F4584056

1-10V
- F4584015-310
- F4584046-310
- F4584044-310
- F4584056-310

Dali
- F4584015-300
- F4584046-300
- F4584044-300
- F4584056-300

4000K
Non Dimmable
- F4587015
- F4587046
- F4587044
- F4587056

1-10V
- F4587015-310
- F4587046-310
- F4587044-310
- F4587056-310

Dali
- F4587015-300
- F4587046-300
- F4587044-300
- F4587056-300

64° FLOOD

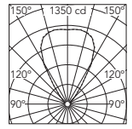

@4000K

Beam Angle:	64°	
h(m)	E(lx)	D(m)
1	1350	1.25
2	338	2.49
3	150	3.74
4	84	4.98
5	54	6.23

A-Round 315

Power Led: 42W - 3432 lm ≠ *FIXT 3203 lm - 2700K/CRI 80 - 220-240V / 42W - 3978 lm ≠ *FIXT 3447 lm - 3000K/CRI 80 - 220-240V / 42W - 4290 lm ≠ *FIXT 3707 lm - 4000K/CRI 80 - 220-240V
*FIXT lm = Spot Optic

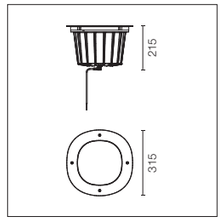

IP 67

IK 10

LED INCL.

Fonte di alimentazione 220/240V integrata. Necessaria cassaforma, da ordinare separatamente.

Integrated 220/240V power source. Remote housing required, to be ordered separately.

14° SPOT

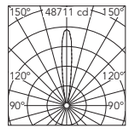

Beam Angle: 14°

h(m)	E(lx)	D(m)
1	48711	0.25
2	12178	0.49
3	5412	0.74
4	3044	0.98
5	1948	1.23

@4000K

2700K
Non Dimmable
- F4588015
- F4588046
- F4588044
- F4588056

1-10V
- F4588015-310
- F4588046-310
- F4588044-310
- F4588056-310

Dali
- F4588015-300
- F4588046-300
- F4588044-300
- F4588056-300

3000K
Non Dimmable
- F4591015
- F4591046
- F4591044
- F4591056

1-10V
- F4591015-310
- F4591046-310
- F4591044-310
- F4591056-310

Dali
- F4591015-300
- F4591046-300
- F4591044-300
- F4591056-300

4000K
Non Dimmable
- F4594015
- F4594046
- F4594044
- F4594056

1-10V
- F4594015-310
- F4594046-310
- F4594044-310
- F4594056-310

Dali
- F4594015-300
- F4594046-300
- F4594044-300
- F4594056-300

25° MEDIUM

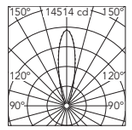

Beam Angle: 25°

h(m)	E(lx)	D(m)
1	14514	0.43
2	3629	0.86
3	1613	1.29
4	907	1.73
5	581	2.16

@4000K

2700K
Non Dimmable
- F4589015
- F4589046
- F4589044
- F4589056

1-10V
- F4589015-310
- F4589046-310
- F4589044-310
- F4589056-310

Dali
- F4589015-300
- F4589046-300
- F4589044-300
- F4589056-300

3000K
Non Dimmable
- F4592015
- F4592046
- F4592044
- F4592056

1-10V
- F4592015-310
- F4592046-310
- F4592044-310
- F4592056-310

Dali
- F4592015-300
- F4592046-300
- F4592044-300
- F4592056-300

4000K
Non Dimmable
- F4595015
- F4595046
- F4595044
- F4595056

1-10V
- F4595015-310
- F4595046-310
- F4595044-310
- F4595056-310

Dali
- F4595015-300
- F4595046-300
- F4595044-300
- F4595056-300

64° FLOOD

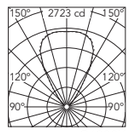

Beam Angle: 64°

h(m)	E(lx)	D(m)
1	2723	1.23
2	681	2.46
3	303	3.69
4	170	4.92
5	109	6.15

@4000K

2700K
Non Dimmable
- F4590015
- F4590046
- F4590044
- F4590056

1-10V
- F4590015-310
- F4590046-310
- F4590044-310
- F4590056-310

Dali
- F4590015-300
- F4590046-300
- F4590044-300
- F4590056-300

3000K
Non Dimmable
- F4593015
- F4593046
- F4593044
- F4593056

1-10V
- F4593015-310
- F4593046-310
- F4593044-310
- F4593056-310

Dali
- F4593015-300
- F4593046-300
- F4593044-300
- F4593056-300

4000K
Non Dimmable
- F4596015
- F4596046
- F4596044
- F4596056

1-10V
- F4596015-310
- F4596046-310
- F4596044-310
- F4596056-310

Dali
- F4596015-300
- F4596046-300
- F4596044-300
- F4596056-300

Accessori / Accessories

Honeycomb.	Honeycomb.	A-Round 150 1 Unit Kit F4555000 A-Round 240 4 Units Kit F4556000 A-Round 315 6 Units Kit F4557000	
Lente flood.	Flood lens.	A-Round 150 1 Unit Kit F4558000 A-Round 240 4 Units Kit F4559000 A-Round 315 6 Units Kit F4560000	
Connettore tripolare 2 vie IP68 (cavi ø5,5÷12mm).	2 way terminal block 3 poles IP68 (ø5,5÷12mm cables).	F990C00A000	
Conettore tripolare 3/4 vie IP68 (cavi 7-12mm).	3/4 way terminal block 3 poles IP68 (7-12mm cables).	F990C10000	
Cassaforma.	Remote housing.	A-Round 150 F4597000	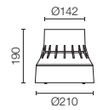
Cassaforma.	Remote housing.	A-Round 240 F4598000	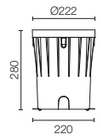
Cassaforma.	Remote housing.	A-Round 315 F4599000	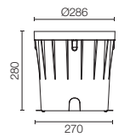
Dispositivo di protezione per il sovraccarico. 240 Vac. Corrente massima di scarica 10KA (8/29us). Massima corrente operativa 5A. Adatto per la connessione in serie. IP66.	Surge protection device. 275Vac. Maximum discharge current 10KA (8/20us). Maximum operating current 5A. Suitable for series connection. IP66.	F990E00A000	 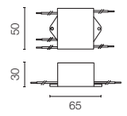

Fenestra

Famiglia / Family

Colori / Colours

Fenestra

01 Bianco
01 White

06 Grigio
06 Grey

33 Antracite
33 Anthracite

30 Nero
30 Black

18 Deep brown
18 Deep brown

Descrizione / Description

Apparecchio per esterni installabile in vano finestra con fonte di luce a LED.
Corpo dell'apparecchio realizzato in alluminio pressofuso EN AB-47100 a basso contenuto di rame.
Rivestimento ad alta resistenza: dopo un trattamento di sabbiatura di tutti componenti per rendere la superficie porosa e garantire una maggiore adesione della vernice, è applicato il rivestimento esterno con un doppio strato con polveri secondo lo standard QUALICOAT. Il primo strato di polvere epossidica dà resistenza chimica e meccanica, il secondo strato di finitura di polvere poliestere assicura resistenza ai raggi UV ed agli agenti atmosferici.
Le superfici verniciate sono trattate con lavaggi alcalini e acidi, risciacquate con acqua demineralizzata e sottoposte a un trattamento di conversione chimica per proteggere contro l'ossidazione.
Grazie all'utilizzo di una doppia sorgente LED e di due lenti ad emissione lamellare è garantita una copertura di 270° con distribuzione omogenea e ottima uniformità cromatica.
Diffusore in policarbonato stabilizzato ai raggi UV, guarnizione in silicone.
Ogni apparecchio è dotato di un sistema meccanico di regolazione per compensare l'inclinazione dei davanzali, e permettere il corretto orientamento del fascino luminoso.

Si raccomanda l'uso di un sistema di connessione con un grado di protezione maggiore o uguale al grado di protezione dell'apparecchio.

Durante il montaggio e la manutenzione degli apparecchi bisogna prestare particolare attenzione a non danneggiare la verniciatura a polvere.
Un danno combinato all'azione dell'acqua potrebbe provocarne la corrosione.
I prodotti chimici danneggiano la protezione anticorrosione.

Gli apparecchi a LED, possono evidenziare guasti riconducibili a sollecitazioni di natura elettrica che interessano i relativi isolamenti con innesco di scariche elettriche distruttive.
Queste sollecitazioni possono derivare da:
• sovratensioni provenienti dalla rete elettrica di alimentazione dell'impianto/apparecchi;
• sovratensioni di origine elettrostatica (ESD) provenienti dall'ambiente.
Consigliamo l'installazione di un dispositivo di protezione dalle sovratensioni sull'impianto elettrico che attenua l'intensità di alcuni di questi fenomeni proteggendo gli apparecchi da danni irreversibili. La scelta del dispositivo più idoneo va tarata in base alle caratteristiche dell'impianto.

Luminaire for outdoor use for installation in a window compartment with LED light source.
Luminaire body in die-cast aluminum EN AB-47100 (low copper content).
High-resistance coating: after a sandblasting treatment of all components to make the surface porous and ensure a greater adhesion of the paint, the external coating is applied with a double layer with epoxy powders according to the QUALICOAT standard. The first layer of epoxy powder gives chemical and mechanical resistance, the second finishing layer of polyester powder ensures resistance to UV rays and atmospheric agents.
The painted surfaces are treated with alkaline and acidic washes, then rinsed with demineralized water, subjected to a chemical conversion treatment to protect against oxidation.
Thanks to the use of a dual LED source and two laminar emitting lenses, it guarantees a coverage of 270° with homogeneous distribution and excellent color uniformity.
UV-stabilized polycarbonate diffuser, silicone seal.
Each luminaire is equipped with a mechanical adjustment system to compensate for the inclination of the sills, and to allow the correct orientation of the luminous beam.

We recommend using a connection system with a degree of protection greater than or equal to the degree of protection of the luminaire.

During the installation and the maintenance of the fixtures it is important to be careful and avoid damages on the paint coating.
damages on the coating exposed to outdoor conditions or water, could cause corrosion.
Chemical substances affect the anticorrosion covering protection.

For LED fixtures, there is evidence that most of the damages are connected to electrical effects related to the insulations, which cause destructive electrical discharges
These effects are frequently caused by:
• over Voltage coming from the Mains' network where fixture is connected.
• electrostatic discharge (ESD) coming from the environment.
The use of a protective device against the overvoltage on the electrical installation is warmly suggest this helps to reduce the intensity of some of these phenomenon and prevent irreversible damages.
The selection of the type of device to be used must be adjust on the electrical plant.

Fenestra 24V

Power Led: 4W - 274 lm ≠ FIXT 165 lm - 2700K/CRI 80 - 12-24V / 4W - 304 lm ≠ FIXT 183 lm - 3000K/CRI 80 - 12-24V / 4W - 334 lm ≠ FIXT 201 lm - 4000K/CRI 80 - 12-24V

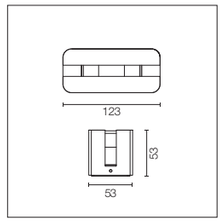

IP 65

0,50 Kg

LED INCL.

Fonte di alimentazione 24V non inclusa. Possibilità di alimentazione anche a 12V di serie. Dotata di uno spezzone di cavo uscente in neoprene di 1000 mm.

24V power source not included. Possible to use standard 12V power supply. Equipped with a 1000 mm section of outgoing neoprene cable.

2700K	3000K	4000K
○ F2250001	○ F2251001	○ F2252001
● F2250006	● F2251006	● F2252006
● F2250033	● F2251033	● F2252033
● F2250030	● F2251030	● F2252030
● F2250018	● F2251018	● F2252018

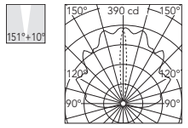

@4000K

Beam Angle: 10°

h(m)	E(lx)	D(m)
1	390	7.63
2	97	15.26
3	43	22.89
4	24	30.52
5	16	38.15

Fenestra

Power Led: 5,5W - 274 lm ≠ FIXT 165 lm - 2700K/CRI 80 - 100-240V / 5,5W - 304 lm ≠ FIXT 183 lm - 3000K/CRI 80 - 100-240V / 5,5W - 334 lm ≠ FIXT 201 lm - 4000K/CRI 80 - 100-240V

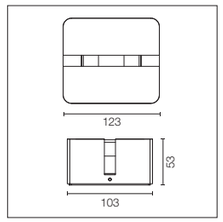

IP 65

0,70 Kg

LED INCL.

Fonte di alimentazione 100/240V integrata. Dotata di uno spezzone di cavo uscente in neoprene di 1000 mm. Versione dimmerabile a richiesta.

Integrated 100/240V power source. Equipped with an 1000 mm section of outgoing neoprene cable. Dimmable version on request.

2700K	3000K	4000K
○ F2260001	○ F2261001	○ F2262001
● F2260006	● F2261006	● F2262006
● F2260033	● F2261033	● F2262033
● F2260030	● F2261030	● F2262030
● F2260018	● F2261018	● F2262018

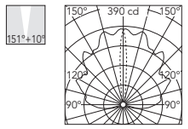

@4000K

Beam Angle: 10°

h(m)	E(lx)	D(m)
1	390	7.63
2	97	15.26
3	43	22.89
4	24	30.52
5	16	38.15

Fenestra 24V: Accessori / Accessories

Alimentatore 24V 8W / 110-240V IP20 Classe II selv.	Power supply 24V 8W / 110-240V IP20 Class II selv.	RF25754	
Alimentatore 24V 8W / 110-240V IP65 Classe II selv.	Power supply 24V 8W / 110-240V IP65 Class II selv.	RF25748	
Alimentatore 24V 10W / 110-240V IP20 Classe II selv.	Power supply 24V 10W /110-240V IP20 Class II selv.	RF25747	
Alimentatore 24V 10W / 110-240V IP67 Classe II selv.	Power supply 24V 10W / 110-240V IP67 Class II selv.	RF25757	
Alimentatore 24V DC 50W / 120-240V IP67 Classe II selv.	Power supply 24V DC 50W / 120-240V IP67 Class II selv.	RF25755	
Alimentatore 24V DC 70W / 220-240V IP67 Classe II selv.	Power supply 24V DC 70W / 220-240V IP67 Class II selv.	RF25749	
Dispositivo di protezione per il sovraccarico. 240 Vac. Corrente massima di scarica 10KA (8/29us). Massima corrente operativa 5A. Adatto per la connessione in serie. IP66.	Surge protection device. 275Vac. Maximum discharge current 10KA (8/20us). Maximum operating current 5A. Suitable for series connection. IP66.	F990E00A000	 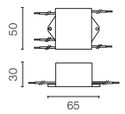

Classi di isolamento delle lampade / Luminaires classification

Classe I: lampada la cui protezione contro la scarica elettrica non si basa solo sull'isolamento di base dell'apparecchio, ma su un ulteriore sistema di sicurezza che consiste nel collegamento dei componenti conduttivi accessibili a un conduttore di sicurezza (messa a terra) facente parte dellimpianto elettrico fisso.

Class I: Luminaire in which protection against electrical shocks is not just based on the basic insulation but also on an additional safety precautions consisting of connecting the accesible conductive parts to a safety conductor (earth).

Classe II: Lampada la cui protezione contro la scarica elettrica non si basa solo sull'isolamento di base dell'apparecchio, ma su un ulteriore misura di sicurezza che consiste in un doppio isolamento rinforzato senza dispositivi per la messa a terra.

Class II: Luminaire in which protection against electrical shocks is not just based on the basic insulation but also on an additional safety precautions consisting of double reinforced insulation without conductive parts to a safety conductor (earth).

Classe III: Lampada la cui protezione contro la scarica elettrica si basa su un sistema a bassissima tensione, che non viene mai superata. Una lampada di Classe III non deve mai essere fornita con la messa a terra.

Class III: Luminaire in which protection against electrical shocks is based on the very low safety supply voltage and no voltages are produced higher than this. A Class III luminaire must never be provided with earthing.

Omologazioni / Homologations

Tutte le lampade prodotte e presentate in questo programma sono state realizzate in conformità con la Norma Europea EN 60 598 e sono pertanto conformi ai requisiti definiti nella Direttiva CEE 73/23 (Direttiva di Bassa Tensione). La loro realizzazione garantisce anche la conformità alla Direttiva 89/336 per quanto concerne la Compatibilità Elettromagnetica. Tutti i prodotti rientranti nel campo di applicazione delle suddette Direttive riportano la marcatura CE, che ne attesta la conformità ai relativi requisiti.

All lamps manufactured and illustrated in this catalog comply with European Standard EN 60 598 and consequently meet the requirements set forth in Directive 73/23 EEC (Low Voltage Directive). They also comply with Directive 89/336 covering electromagnetic compatibility. All products falling under the scope of the above-mentioned Directives bear the CE mark as proof of their compliance with the respective requirements.

La presenza del marchio ENEC sul prodotto conferma l'adempimento della Normativa Europea e garantisce l'affidabilità del sistema organizzativo e produttivo responsabile della fabbricazione del prodotto, attraverso un ente di certificazione accreditato. Il marchio ENEC conferma il nostro impegno ed è la migliore garanzia in tema di sicurezza e qualità di tutti i nostri prodottI.

The ENEC mark on the product stands for the compliance of European Standard as well as a trustworthy organisation and product system and is guaranteed by an accredited certification body. This agreed mark stands for our engagement and represents the best guarantee in security and quality matter of our products.

L'Associazione Spagnola di Normalizzazione e Certificazione AENOR certifica che il Sistema di garanzia di qualità adottato dalla Antares Iluminación S. A. soddisfa i requisiti della Norma Europea EN ISO 9001: Sistema di Qualità.

The Spanish Association for Standards and Certification AENOR, certifies that quality assurance system adopted by Antares Iluminación, S.A. complies with the requirements of the standard UNE-EN ISO-9001 Quality Systems.

IP 20

Indice di protezione contro la penetrazione di corpi solidi e di liquidi.

Protection degree offered by the fixture to the ingress of solids and liquids.

IP 20

1a cifra, protezione contro la penetrazione dei corpi solidi: 0 Nessuna protezione - 1 Protezione contro i corpi solidi di dimensioni superiori a 50mm - 2 Protezione contro i corpi solidi di dimensioni superiori a 12mm - 3 Protezione contro i corpi solidi di dimensioni superiori a 2,5mm - 4 Protezione contro i corpi solidi di dimensioni superiori a 1mm - 5 Protezione contro la polvere - 6 Totalmente protetto contro la polvere.

1st figure, protection against penetration by solid bodies: 0 No protection - 1 Protected against solid bodies over 50 mm in diameter - 2 Protected against solid bodies over 12 mm in diameter - 3 Protected against solid bodies over 2,5 mm in diameter - 4 Protected against solid bodies over 1 mm in diameter - 5 Protected against dust - 6 Fully protected against dust.

IP 20

2a cifra, protezione contro l'infiltrazione di acqua: 0 Nessuna protezione - 1 Protezione contro la caduta in verticale di gocce d'acqua - 2 Protezione contro la caduta in verticale di gocce d'acqua con angolo di inclinazione max di 15° - 3 Protezione contro la caduta in verticale di gocce d'acqua con angolo di inclinazione max di 60° - 4 Protezione contro gli spruzzi d'acqua - 5 Protezione contro i getti d'acqua - 6 Protezione contro le ondate d'acqua - 7 Protezione contro l'immersione - 8 Protezione contro l'immersione prolungata.

2nd figure, protection against penetration by water: 0 No protection - 1 Protected against drops of water falting vertically - 2 Protected against drops of water at a max. inclination of 15 degrees - 3 Protected against drops of water at a max. inclination of 60 degrees - 4 Protected against splashed of water - 5 Protected against jets of water - 6 Protected against waves - 7 Protected against immersión - 8 Protected against long term immersión.

Simbologia / Pictography

Apparecchio idoneo per essere installato su superfci normalmente infiammabili.

Luminaire with builtin power packs or transformers, suitable for mounting directy onto normally inflammable surfaces.

0,1 m

Distanza minima dagli oggetti illuminati.

Minimum distance from illuminated objects.

In conformità con quanto previsto dal Regolamento 874/2012/EU, integrazione della Direttiva 2010/30/UE e relativo all'etichettatura indicante il consumo d'energia delle lampade elettriche e la compatibilità degli apparecchi di illuminazione con le diverse fonti luminose (integrate o con questi compatibili), Flos S.p.A. ha inserito le etichette richieste, in formato elettronico, sul proprio sito (www.flos.com) nell'area relativa ai prodotti.
Le modalità per scaricare le etichette, nelle diverse lingue previste a livello comunitario, sono le seguenti: • Selezionare la collezione/il prodotto di interesse (per esempio http://www.flos.com/decorative/en/products/floor/Arco) • Cliccare "Vedi scheda tecnica" • Cliccare "Print Energy Label" • Selezionare la lingua e stampare l'etichetta.

In accordance with the provisions of Regulation 874/2012/EU and integration of the Directive 2010/30/EU concerning labeling indicating the energy consumption of electric lamps and the compatibility of lighting appliances with different light sources (integrated or compatible with these), Flos SpA has inserted the required labels, in electronic form, on its website (www.flos.com) in the area relating to products.
The methods to download the labels in different languages envisaged at Community level are as follows: • Choose the collection/product you are interested in (for ex: http://www.flos.com/decorative/en/products/floor/Arco) • Click on "see specs sheet" • Click on "Print Energy Label" • Select the language and print the label.

Page	Reference	Page	Reference	Page	Reference	Page	Reference	Page	Reference	Page	Reference
48	F001A21A001	48	F001B41A006	50	F001D22B018	51	F001E21A030	51	F001E33A033	52	F001F32A001
48	F001A21A006	48	F001B41A018	50	F001D22B030	51	F001E21A033	51	F001E33B001	52	F001F32A006
48	F001A21A018	48	F001B41A030	50	F001D22B033	51	F001E21B001	51	F001E33B006	52	F001F32A018
48	F001A21A030	48	F001B41A033	50	F001D23A001	51	F001E21B006	51	F001E33B018	52	F001F32A030
48	F001A21A033	48	F001B41B001	50	F001D23A006	51	F001E21B018	51	F001E33B030	52	F001F32A033
48	F001A21B001	48	F001B41B006	50	F001D23A018	51	F001E21B030	51	F001E33B033	52	F001F33A001
48	F001A21B006	48	F001B41B018	50	F001D23A030	51	F001E21B033	51	F001E33D001	52	F001F33A006
48	F001A21B018	48	F001B41B030	50	F001D23A033	51	F001E21D001	51	F001E33D006	52	F001F33A018
48	F001A21B030	48	F001B41B033	50	F001D23B001	51	F001E21D006	51	F001E33D018	52	F001F33A030
48	F001A21B033	48	F001B41D001	50	F001D23B006	51	F001E21D018	51	F001E33D030	52	F001F33A033
48	F001A21D001	48	F001B41D006	50	F001D23B018	51	F001E21D030	51	F001E33D033	52	F001F41A001
48	F001A21D006	48	F001B41D018	50	F001D23B030	51	F001E21D033	51	F001E41A001	52	F001F41A006
48	F001A21D018	48	F001B41D030	50	F001D23B033	51	F001E22A001	51	F001E41A006	52	F001F41A018
48	F001A21D030	48	F001B41D033	50	F001D31A001	51	F001E22A006	51	F001E41A018	52	F001F41A030
48	F001A21D033	49	F001C21A001	50	F001D31A006	51	F001E22A018	51	F001E41A030	52	F001F41A033
48	F001A31A001	49	F001C21A006	50	F001D31A018	51	F001E22A030	51	F001E41A033	52	F001F42A001
48	F001A31A006	49	F001C21A018	50	F001D31A030	51	F001E22A033	51	F001E41B001	52	F001F42A006
48	F001A31A018	49	F001C21A030	50	F001D31A033	51	F001E22B001	51	F001E41B006	52	F001F42A018
48	F001A31A030	49	F001C21A033	50	F001D31B001	51	F001E22B006	51	F001E41B018	52	F001F42A030
48	F001A31A033	49	F001C22A001	50	F001D31B006	51	F001E22B018	51	F001E41B030	52	F001F42A033
48	F001A31B001	49	F001C22A006	50	F001D31B018	51	F001E22B030	51	F001E41B033	52	F001F43A001
48	F001A31B006	49	F001C22A018	50	F001D31B030	51	F001E22B033	51	F001E41D001	52	F001F43A006
48	F001A31B018	49	F001C22A030	50	F001D31B033	51	F001E22D001	51	F001E41D006	52	F001F43A018
48	F001A31B030	49	F001C22A033	50	F001D32A001	51	F001E22D006	51	F001E41D018	52	F001F43A030
48	F001A31B033	49	F001C23A001	50	F001D32A006	51	F001E22D018	51	F001E41D030	52	F001F43A033
48	F001A31D001	49	F001C23A006	50	F001D32A018	51	F001E22D030	51	F001E41D033	52	F001G21A001
48	F001A31D006	49	F001C23A018	50	F001D32A030	51	F001E22D033	51	F001E42A001	52	F001G21A006
48	F001A31D018	49	F001C23A030	50	F001D32A033	51	F001E23A001	51	F001E42A006	52	F001G21A018
48	F001A31D030	49	F001C23A033	50	F001D32B001	51	F001E23A006	51	F001E42A018	52	F001G21A030
48	F001A31D033	49	F001C31A001	50	F001D32B006	51	F001E23A018	51	F001E42A030	52	F001G21A033
48	F001A41A001	49	F001C31A006	50	F001D32B018	51	F001E23A030	51	F001E42A033	52	F001G22A001
48	F001A41A006	49	F001C31A018	50	F001D32B030	51	F001E23A033	51	F001E42B001	52	F001G22A006
48	F001A41A018	49	F001C31A030	50	F001D32B033	51	F001E23B001	51	F001E42B006	52	F001G22A018
48	F001A41A030	49	F001C31A033	50	F001D33A001	51	F001E23B006	51	F001E42B018	52	F001G22A030
48	F001A41A033	49	F001C32A001	50	F001D33A006	51	F001E23B018	51	F001E42B030	52	F001G22A033
48	F001A41B001	49	F001C32A006	50	F001D33A018	51	F001E23B030	51	F001E42B033	52	F001G23A001
48	F001A41B006	49	F001C32A018	50	F001D33A030	51	F001E23B033	51	F001E42D001	52	F001G23A006
48	F001A41B018	49	F001C32A030	50	F001D33A033	51	F001E23D001	51	F001E42D006	52	F001G23A018
48	F001A41B030	49	F001C32A033	50	F001D33B001	51	F001E23D006	51	F001E42D018	52	F001G23A030
48	F001A41B033	49	F001C33A001	50	F001D33B006	51	F001E23D018	51	F001E42D030	52	F001G23A033
48	F001A41D001	49	F001C33A006	50	F001D33B018	51	F001E23D030	51	F001E42D033	52	F001G31A001
48	F001A41D006	49	F001C33A018	50	F001D33B030	51	F001E23D033	51	F001E43A001	52	F001G31A006
48	F001A41D018	49	F001C33A030	50	F001D33B033	51	F001E31A001	51	F001E43A006	52	F001G31A018
48	F001A41D030	49	F001C33A033	50	F001D41A001	51	F001E31A006	51	F001E43A018	52	F001G31A030
48	F001A41D033	49	F001C41A001	50	F001D41A006	51	F001E31A018	51	F001E43A030	52	F001G31A033
48	F001B21A001	49	F001C41A006	50	F001D41A018	51	F001E31A030	51	F001E43A033	52	F001G32A001
48	F001B21A006	49	F001C41A018	50	F001D41A030	51	F001E31A033	51	F001E43B001	52	F001G32A006
48	F001B21A018	49	F001C41A030	50	F001D41A033	51	F001E31B001	51	F001E43B006	52	F001G32A018
48	F001B21A030	49	F001C41A033	50	F001D41B001	51	F001E31B006	51	F001E43B018	52	F001G32A030
48	F001B21A033	49	F001C42A001	50	F001D41B006	51	F001E31B018	51	F001E43B030	52	F001G32A033
48	F001B21B001	49	F001C42A006	50	F001D41B018	51	F001E31B030	51	F001E43B033	52	F001G33A001
48	F001B21B006	49	F001C42A018	50	F001D41B030	51	F001E31B033	51	F001E43D001	52	F001G33A006
48	F001B21B018	49	F001C42A030	50	F001D41B033	51	F001E31D001	51	F001E43D006	52	F001G33A018
48	F001B21B030	49	F001C42A033	50	F001D42A001	51	F001E31D006	51	F001E43D018	52	F001G33A030
48	F001B21B033	49	F001C43A001	50	F001D42A006	51	F001E31D018	51	F001E43D030	52	F001G33A033
48	F001B21D001	49	F001C43A006	50	F001D42A018	51	F001E31D030	51	F001E43D033	52	F001G41A001
48	F001B21D006	49	F001C43A018	50	F001D42A030	51	F001E31D033	52	F001F21A001	52	F001G41A006
48	F001B21D018	49	F001C43A030	50	F001D42A033	51	F001E32A001	52	F001F21A006	52	F001G41A018
48	F001B21D030	49	F001C43A033	50	F001D42B001	51	F001E32A006	52	F001F21A018	52	F001G41A030
48	F001B21D033	50	F001D21A001	50	F001D42B006	51	F001E32A018	52	F001F21A030	52	F001G41A033
48	F001B31A001	50	F001D21A006	50	F001D42B018	51	F001E32A030	52	F001F21A033	52	F001G42A001
48	F001B31A006	50	F001D21A018	50	F001D42B030	51	F001E32A033	52	F001F22A001	52	F001G42A006
48	F001B31A018	50	F001D21A030	50	F001D42B033	51	F001E32B001	52	F001F22A006	52	F001G42A018
48	F001B31A030	50	F001D21A033	50	F001D43A001	51	F001E32B006	52	F001F22A018	52	F001G42A030
48	F001B31A033	50	F001D21B001	50	F001D43A006	51	F001E32B018	52	F001F22A030	52	F001G42A033
48	F001B31B001	50	F001D21B006	50	F001D43A018	51	F001E32B030	52	F001F22A033	52	F001G43A001
48	F001B31B006	50	F001D21B018	50	F001D43A030	51	F001E32B033	52	F001F23A001	52	F001G43A006
48	F001B31B018	50	F001D21B030	50	F001D43A033	51	F001E32D001	52	F001F23A006	52	F001G43A018
48	F001B31B030	50	F001D21B033	50	F001D43B001	51	F001E32D006	52	F001F23A018	52	F001G43A030
48	F001B31B033	50	F001D22A001	50	F001D43B006	51	F001E32D018	52	F001F23A030	52	F001G43A033
48	F001B31D001	50	F001D22A006	50	F001D43B018	51	F001E32D030	52	F001F23A033	53	F001Z010000
48	F001B31D006	50	F001D22A018	50	F001D43B030	51	F001E32D033	52	F001F31A001	53	F001Z020000
48	F001B31D018	50	F001D22A030	50	F001D43B033	51	F001E33A001	52	F001F31A006	53	F001Z030000
48	F001B31D030	50	F001D22A033	51	F001E21A001	51	F001E33A006	52	F001F31A018	53	F001Z040000
48	F001B31D033	50	F001D22B001	51	F001E21A006	51	F001E33A018	52	F001F31A030	32	F002A20A001
48	F001B41A001	50	F001D22B006	51	F001E21A018	51	F001E33A030	52	F001F31A033	32	F002A20A006

Page	Reference	Page	Reference	Page	Reference	Page	Reference	Page	Reference	Page	Reference
32	F002A20A018	33	F002B21A070	22	F003A21D018	23	F003B41A005	25	F003G21B033	24	F003L21A006
32	F002A20A030	33	F002B21A071	22	F003A21D030	23	F003B41A006	25	F003G21D006	24	F003L21A018
32	F002A20A033	33	F002B21B070	22	F003A21D033	23	F003B41A018	25	F003G21D018	24	F003L21A033
32	F002A20B001	33	F002B21B071	22	F003A31A001	23	F003B41A030	25	F003G21D033	24	F003L21B006
32	F002A20B006	33	F002B21D070	22	F003A31A005	23	F003B41A033	25	F003G31A006	24	F003L21B018
32	F002A20B018	33	F002B21D071	22	F003A31A006	23	F003B41B001	25	F003G31A018	24	F003L21B033
32	F002A20B030	33	F002B30A001	22	F003A31A018	23	F003B41B005	25	F003G31A033	24	F003L21D006
32	F002A20B033	33	F002B30A006	22	F003A31A030	23	F003B41B006	25	F003G31B006	24	F003L21D018
32	F002A20D001	33	F002B30A018	22	F003A31A033	23	F003B41B018	25	F003G31B018	24	F003L21D033
32	F002A20D006	33	F002B30A030	22	F003A31B001	23	F003B41B030	25	F003G31B033	24	F003L31A006
32	F002A20D018	33	F002B30A033	22	F003A31B005	23	F003B41B033	25	F003G31D006	24	F003L31A018
32	F002A20D030	33	F002B30B001	22	F003A31B006	23	F003B41D001	25	F003G31D018	24	F003L31A033
32	F002A20D033	33	F002B30B006	22	F003A31B018	23	F003B41D005	25	F003G31D033	24	F003L31B006
32	F002A21A070	33	F002B30B018	22	F003A31B030	23	F003B41D006	25	F003G41A006	24	F003L31B018
32	F002A21A071	33	F002B30B030	22	F003A31B033	23	F003B41D018	25	F003G41A018	24	F003L31B033
32	F002A21B070	33	F002B30B033	22	F003A31D001	23	F003B41D030	25	F003G41A033	24	F003L31D006
32	F002A21B071	33	F002B30D001	22	F003A31D005	23	F003B41D033	25	F003G41B006	24	F003L31D018
32	F002A21D070	33	F002B30D006	22	F003A31D006	22	F003C21A001	25	F003G41B018	24	F003L31D033
32	F002A21D071	33	F002B30D018	22	F003A31D018	22	F003C21A005	25	F003G41B033	24	F003L41A006
32	F002A30A001	33	F002B30D030	22	F003A31D030	22	F003C21A006	25	F003G41D006	24	F003L41A018
32	F002A30A006	33	F002B30D033	22	F003A31D033	22	F003C21A018	25	F003G41D018	24	F003L41A033
32	F002A30A018	33	F002B31A070	22	F003A41A001	22	F003C21A030	25	F003G41D033	24	F003L41B006
32	F002A30A030	33	F002B31A071	22	F003A41A005	22	F003C21A033	24	F003H21A006	24	F003L41B018
32	F002A30A033	33	F002B31B070	22	F003A41A006	22	F003C21B001	24	F003H21A018	24	F003L41B033
32	F002A30B001	33	F002B31B071	22	F003A41A018	22	F003C21B005	24	F003H21A033	24	F003L41D006
32	F002A30B006	33	F002B31D070	22	F003A41A030	22	F003C21B006	24	F003H21B006	24	F003L41D018
32	F002A30B018	33	F002B31D071	22	F003A41A033	22	F003C21B018	24	F003H21B018	24	F003L41D033
32	F002A30B030	33	F002B40A001	22	F003A41B001	22	F003C21B030	24	F003H21B033	26	F003Z010000
32	F002A30B033	33	F002B40A006	22	F003A41B005	22	F003C21B033	24	F003H21D006	14	F004A21A005
32	F002A30D001	33	F002B40A018	22	F003A41B006	22	F003C21D001	24	F003H21D018	14	F004A21H005
32	F002A30D006	33	F002B40A030	22	F003A41B018	22	F003C21D005	24	F003H21D033	14	F004A22A005
32	F002A30D018	33	F002B40A033	22	F003A41B030	22	F003C21D006	24	F003H31A006	14	F004A22H005
32	F002A30D030	33	F002B40B001	22	F003A41B033	22	F003C21D018	24	F003H31A018	14	F004A23A005
32	F002A30D033	33	F002B40B006	22	F003A41D001	22	F003C21D030	24	F003H31A033	14	F004A23H005
32	F002A31A070	33	F002B40B018	22	F003A41D005	22	F003C21D033	24	F003H31B006	14	F004A24A005
32	F002A31A071	33	F002B40B030	22	F003A41D006	22	F003C31A001	24	F003H31B018	14	F004A24H005
32	F002A31B070	33	F002B40B033	22	F003A41D018	22	F003C31A005	24	F003H31B033	15	F004A25A005
32	F002A31B071	33	F002B40D001	22	F003A41D030	22	F003C31A006	24	F003H31D006	15	F004A25H005
32	F002A31D070	33	F002B40D006	22	F003A41D033	22	F003C31A018	24	F003H31D018	14	F004A26A00501
32	F002A31D071	33	F002B40D018	23	F003B21A001	22	F003C31A030	24	F003H31D033	14	F004A31A005
32	F002A40A001	33	F002B40D030	23	F003B21A005	22	F003C31A033	24	F003H41A006	14	F004A31H005
32	F002A40A006	33	F002B40D033	23	F003B21A006	22	F003C31B001	24	F003H41A018	14	F004A32A005
32	F002A40A018	33	F002B41A070	23	F003B21A018	22	F003C31B005	24	F003H41A033	14	F004A32H005
32	F002A40A030	33	F002B41A071	23	F003B21A030	22	F003C31B006	24	F003H41B006	14	F004A33A005
32	F002A40A033	33	F002B41B070	23	F003B21A033	22	F003C31B018	24	F003H41B018	14	F004A33H005
32	F002A40B001	33	F002B41B071	23	F003B21B001	22	F003C31B030	24	F003H41B033	14	F004A34A005
32	F002A40B006	33	F002B41D070	23	F003B21B005	22	F003C31B033	24	F003H41D006	14	F004A34H005
32	F002A40B018	33	F002B41D071	23	F003B21B006	22	F003C31D001	24	F003H41D018	15	F004A35A005
32	F002A40B030	33	F002Z010001	23	F003B21B018	22	F003C31D005	24	F003H41D033	15	F004A35H005
32	F002A40B033	33	F002Z010006	23	F003B21B030	22	F003C31D006	25	F003K21A006	14	F004A36A00501
32	F002A40D001	33	F002Z010018	23	F003B21B033	22	F003C31D018	25	F003K21A018	14	F004A41A005
32	F002A40D006	33	F002Z010030	23	F003B21D001	22	F003C31D030	25	F003K21A033	14	F004A41H005
32	F002A40D018	33	F002Z010033	23	F003B21D005	22	F003C31D033	25	F003K21B006	14	F004A42A005
32	F002A40D030	33	F002Z020000	23	F003B21D006	22	F003C41A001	25	F003K21B018	14	F004A42H005
32	F002A40D033	33	F002Z030000	23	F003B21D018	22	F003C41A005	25	F003K21B033	14	F004A43A005
32	F002A41A070	33	F002Z040070	23	F003B21D030	22	F003C41A006	25	F003K21D006	14	F004A43H005
32	F002A41A071	33	F002Z040071	23	F003B21D033	22	F003C41A018	25	F003K21D018	14	F004A44A005
32	F002A41B070	33	F002Z040073	23	F003B31A001	22	F003C41A030	25	F003K21D033	14	F004A44H005
32	F002A41B071	33	F002Z050070	23	F003B31A005	22	F003C41A033	25	F003K31A006	15	F004A45A005
32	F002A41D070	33	F002Z050071	23	F003B31A006	22	F003C41B001	25	F003K31A018	15	F004A45H005
32	F002A41D071	33	F002Z050073	23	F003B31A018	22	F003C41B005	25	F003K31A033	14	F004A46A00501
33	F002B20A001	22	F003A21A001	23	F003B31A030	22	F003C41B006	25	F003K31B006	15	F004B21A005
33	F002B20A006	22	F003A21A005	23	F003B31A033	22	F003C41B018	25	F003K31B018	15	F004B21H005
33	F002B20A018	22	F003A21A006	23	F003B31B001	22	F003C41B030	25	F003K31B033	15	F004B22A005
33	F002B20A030	22	F003A21A018	23	F003B31B005	22	F003C41B033	25	F003K31D006	15	F004B22H005
33	F002B20A033	22	F003A21A030	23	F003B31B006	22	F003C41D001	25	F003K31D018	16	F004B23A005
33	F002B20B001	22	F003A21A033	23	F003B31B018	22	F003C41D005	25	F003K31D033	16	F004B23H005
33	F002B20B006	22	F003A21B001	23	F003B31B030	22	F003C41D006	25	F003K41A006	16	F004B24A005
33	F002B20B018	22	F003A21B005	23	F003B31B033	22	F003C41D018	25	F003K41A018	16	F004B24H005
33	F002B20B030	22	F003A21B006	23	F003B31D001	22	F003C41D030	25	F003K41A033	16	F004B25A005
33	F002B20B033	22	F003A21B018	23	F003B31D005	22	F003C41D033	25	F003K41B006	16	F004B25H005
33	F002B20D001	22	F003A21B030	23	F003B31D006	25	F003G21A006	25	F003K41B018	15	F004B26A00501
33	F002B20D006	22	F003A21B033	23	F003B31D018	25	F003G21A018	25	F003K41B033	15	F004B31A005
33	F002B20D018	22	F003A21D001	23	F003B31D030	25	F003G21A033	25	F003K41D006	15	F004B31H005
33	F002B20D030	22	F003A21D005	23	F003B31D033	25	F003G21B006	25	F003K41D018	15	F004B32A005
33	F002B20D033	22	F003A21D006	23	F003B41A001	25	F003G21B018	25	F003K41D033	15	F004B32H005

Page	Reference	Page	Reference	Page	Reference	Page	Reference	Page	Reference	Page	Reference
16	F004B33A005	11	F004E31A030	12	F004Z030033	104	F020A28H033	104	F020A34H001	103	F020A3LH006
16	F004B33H005	11	F004E31A033	13	F004Z040001	99	F020A2AH001	104	F020A34H006	103	F020A3LH018
16	F004B34A005	11	F004E32A001	13	F004Z040006	99	F020A2AH006	104	F020A34H018	103	F020A3LH030
16	F004B34H005	11	F004E32A006	13	F004Z040018	99	F020A2AH018	104	F020A34H030	103	F020A3LH033
16	F004B35A005	11	F004E32A018	13	F004Z040030	99	F020A2AH030	104	F020A34H033	105	F020A3MH001
16	F004B35H005	11	F004E32A030	13	F004Z040033	99	F020A2AH033	98	F020A35H001	105	F020A3MH006
15	F004B36A00501	11	F004E32A033	13	F004Z060000	101	F020A2BH001	98	F020A35H006	105	F020A3MH018
15	F004B41A005	11	F004E41A001	13	F004Z070000	101	F020A2BH006	98	F020A35H018	105	F020A3MH030
15	F004B41H005	11	F004E41A006	13	F004Z0A0070	101	F020A2BH018	98	F020A35H030	105	F020A3MH033
15	F004B42A005	11	F004E41A018	13	F004Z0A0071	101	F020A2BH030	98	F020A35H033	98	F020A41H001
15	F004B42H005	11	F004E41A030	13	F004Z0A0072	101	F020A2BH033	100	F020A36H001	98	F020A41H006
16	F004B43A005	11	F004E41A033	13	F004Z0B0000	103	F020A2CH001	100	F020A36H006	98	F020A41H018
16	F004B43H005	11	F004E42A001	13	F004Z0C0000	103	F020A2CH006	100	F020A36H018	98	F020A41H030
16	F004B44A005	11	F004E42A006	12	F004Z0D0070	103	F020A2CH018	100	F020A36H030	98	F020A41H033
16	F004B44H005	11	F004E42A018	12	F004Z0D0071	103	F020A2CH030	100	F020A36H033	100	F020A42H001
16	F004B45A005	11	F004E42A030	12	F004Z0D0072	103	F020A2CH033	102	F020A37H001	100	F020A42H006
16	F004B45H005	11	F004E42A033	12	F004Z0E0070	105	F020A2DH001	102	F020A37H006	100	F020A42H018
15	F004B46A00501	10	F004F21A070	12	F004Z0E0071	105	F020A2DH006	102	F020A37H018	100	F020A42H030
12	F004C20A001	10	F004F21A071	12	F004Z0E0072	105	F020A2DH018	102	F020A37H030	100	F020A42H033
12	F004C20A006	10	F004F21A072	12	F004Z0F0070	105	F020A2DH030	102	F020A37H033	102	F020A43H001
12	F004C20A018	10	F004F22A070	12	F004Z0F0071	105	F020A2DH033	104	F020A38H001	102	F020A43H006
12	F004C20A030	10	F004F22A071	12	F004Z0F0072	99	F020A2EH001	104	F020A38H006	102	F020A43H018
12	F004C20A033	10	F004F22A072	13	F004Z0H0000	99	F020A2EH006	104	F020A38H018	102	F020A43H030
12	F004C30A001	10	F004F31A070	15	F004Z0J0000	99	F020A2EH018	104	F020A38H030	102	F020A43H033
12	F004C30A006	10	F004F31A071	16	F004Z0K0000	99	F020A2EH030	104	F020A38H033	104	F020A44H001
12	F004C30A018	10	F004F31A072	13	F004Z0L0000	99	F020A2EH033	99	F020A3AH001	104	F020A44H006
12	F004C30A030	10	F004F32A070	59	F0056030	101	F020A2FH001	99	F020A3AH006	104	F020A44H018
12	F004C30A033	10	F004F32A071	59	F0057000	101	F020A2FH006	99	F020A3AH018	104	F020A44H030
12	F004C40A001	10	F004F32A072	59	F0058000	101	F020A2FH018	99	F020A3AH030	104	F020A44H033
12	F004C40A006	10	F004F41A070	58	F0070030	101	F020A2FH030	99	F020A3AH033	98	F020A45H001
12	F004C40A018	10	F004F41A071	58	F0070054	101	F020A2FH033	101	F020A3BH001	98	F020A45H006
12	F004C40A030	10	F004F41A072	58	F0071030	103	F020A2GH001	101	F020A3BH006	98	F020A45H018
12	F004C40A033	10	F004F42A070	58	F0071054	103	F020A2GH006	101	F020A3BH018	100	F020A46H018
10	F004D21A001	10	F004F42A071	59	F0072030	103	F020A2GH018	101	F020A3BH030	98	F020A45H030
10	F004D21A006	10	F004F42A072	59	F0072054	103	F020A2GH030	101	F020A3BH033	98	F020A45H033
10	F004D21A018	11	F004G21A070	59	F0074000	103	F020A2GH033	103	F020A3CH001	100	F020A46H001
10	F004D21A030	11	F004G21A071	59	F0074071	105	F020A2HH001	103	F020A3CH006	100	F020A46H006
10	F004D21A033	11	F004G21A072	98	F020A21H001	105	F020A2HH006	103	F020A3CH018	100	F020A46H030
10	F004D22A001	11	F004G22A070	98	F020A21H006	105	F020A2HH018	103	F020A3CH030	100	F020A46H033
10	F004D22A006	11	F004G22A071	98	F020A21H018	105	F020A2HH030	103	F020A3CH033	102	F020A47H001
10	F004D22A018	11	F004G22A072	98	F020A21H030	105	F020A2HH033	105	F020A3DH001	102	F020A47H006
10	F004D22A030	11	F004G31A070	98	F020A21H033	99	F020A2JH001	105	F020A3DH006	102	F020A47H018
10	F004D22A033	11	F004G31A071	100	F020A22H001	99	F020A2JH006	105	F020A3DH018	102	F020A47H030
10	F004D31A001	11	F004G31A072	100	F020A22H006	99	F020A2JH018	105	F020A3DH030	102	F020A47H033
10	F004D31A006	11	F004G32A070	100	F020A22H018	99	F020A2JH030	105	F020A3DH033	104	F020A48H001
10	F004D31A018	11	F004G32A071	100	F020A22H030	99	F020A2JH033	99	F020A3EH001	104	F020A48H006
10	F004D31A030	11	F004G32A072	100	F020A22H033	101	F020A2KH001	99	F020A3EH006	104	F020A48H018
10	F004D31A033	11	F004G41A070	102	F020A23H001	101	F020A2KH006	99	F020A3EH018	104	F020A48H030
10	F004D32A001	11	F004G41A071	102	F020A23H006	101	F020A2KH018	99	F020A3EH030	104	F020A48H033
10	F004D32A006	11	F004G41A072	102	F020A23H018	101	F020A2KH030	99	F020A3EH033	99	F020A4AH001
10	F004D32A018	11	F004G42A070	102	F020A23H030	101	F020A2KH033	101	F020A3FH001	99	F020A4AH006
10	F004D32A030	11	F004G42A071	102	F020A23H033	103	F020A2LH001	101	F020A3FH006	99	F020A4AH018
10	F004D32A033	11	F004G42A072	104	F020A24H001	103	F020A2LH006	101	F020A3FH018	99	F020A4AH030
10	F004D41A001	12	F004H20A070	104	F020A24H006	103	F020A2LH018	101	F020A3FH030	99	F020A4AH033
10	F004D41A006	12	F004H20A071	104	F020A24H018	103	F020A2LH030	101	F020A3FH033	101	F020A4BH001
10	F004D41A018	12	F004H20A072	104	F020A24H030	103	F020A2LH033	103	F020A3GH001	101	F020A4BH006
10	F004D41A030	12	F004H30A070	104	F020A24H033	105	F020A2MH001	103	F020A3GH006	101	F020A4BH018
10	F004D41A033	12	F004H30A071	98	F020A25H001	105	F020A2MH006	103	F020A3GH018	101	F020A4BH030
10	F004D42A001	12	F004H30A072	98	F020A25H006	105	F020A2MH018	103	F020A3GH030	101	F020A4BH033
10	F004D42A006	12	F004H40A070	98	F020A25H018	105	F020A2MH030	103	F020A3GH033	103	F020A4CH001
10	F004D42A018	12	F004H40A071	98	F020A25H030	105	F020A2MH033	105	F020A3HH001	103	F020A4CH006
10	F004D42A030	12	F004H40A072	98	F020A25H033	98	F020A31H001	105	F020A3HH006	103	F020A4CH018
10	F004D42A033	12	F004Z010001	100	F020A26H001	98	F020A31H006	105	F020A3HH018	103	F020A4CH030
11	F004E21A001	12	F004Z010006	100	F020A26H006	98	F020A31H018	105	F020A3HH030	103	F020A4CH033
11	F004E21A006	12	F004Z010018	100	F020A26H018	98	F020A31H030	105	F020A3HH033	105	F020A4DH001
11	F004E21A018	12	F004Z010030	100	F020A26H030	98	F020A31H033	99	F020A3JH001	105	F020A4DH006
11	F004E21A030	12	F004Z010033	100	F020A26H033	100	F020A32H001	99	F020A3JH006	105	F020A4DH018
11	F004E21A033	12	F004Z020001	102	F020A27H001	100	F020A32H006	99	F020A3JH018	105	F020A4DH030
11	F004E22A001	12	F004Z020006	102	F020A27H006	100	F020A32H018	99	F020A3JH030	105	F020A4DH033
11	F004E22A006	12	F004Z020018	102	F020A27H018	100	F020A32H030	99	F020A3JH033	99	F020A4EH001
11	F004E22A018	12	F004Z020030	102	F020A27H030	100	F020A32H033	101	F020A3KH001	99	F020A4EH006
11	F004E22A030	12	F004Z020033	102	F020A27H033	102	F020A33H001	101	F020A3KH006	99	F020A4EH018
11	F004E22A033	12	F004Z030001	104	F020A28H001	102	F020A33H006	101	F020A3KH018	99	F020A4EH030
11	F004E31A001	12	F004Z030006	104	F020A28H006	102	F020A33H018	101	F020A3KH030	99	F020A4EH033
11	F004E31A006	12	F004Z030018	104	F020A28H018	102	F020A33H030	101	F020A3KH033	101	F020A4FH001
11	F004E31A018	12	F004Z030030	104	F020A28H030	102	F020A33H033	103	F020A3LH001	101	F020A4FH006

Page	Reference	Page	Reference	Page	Reference	Page	Reference	Page	Reference	Page	Reference
101	F020A4FH018	99	F020B2AH030	104	F020B34H033	105	F020B3MH001	103	F020B4GH006	101	F020C2BH018
101	F020A4FH030	99	F020B2AH033	98	F020B35H001	105	F020B3MH006	103	F020B4GH018	101	F020C2BH030
101	F020A4FH033	101	F020B2BH001	98	F020B35H006	105	F020B3MH018	103	F020B4GH030	101	F020C2BH033
103	F020A4GH001	101	F020B2BH006	98	F020B35H018	105	F020B3MH030	103	F020B4GH033	103	F020C2CH001
103	F020A4GH006	101	F020B2BH018	98	F020B35H030	105	F020B3MH033	105	F020B4HH001	103	F020C2CH006
103	F020A4GH018	101	F020B2BH030	98	F020B35H033	98	F020B41H001	105	F020B4HH006	103	F020C2CH018
103	F020A4GH030	101	F020B2BH033	100	F020B36H001	98	F020B41H006	105	F020B4HH018	103	F020C2CH030
103	F020A4GH033	103	F020B2CH001	100	F020B36H006	98	F020B41H018	105	F020B4HH030	103	F020C2CH033
105	F020A4HH001	103	F020B2CH006	100	F020B36H018	98	F020B41H030	105	F020B4HH033	105	F020C2DH001
105	F020A4HH006	103	F020B2CH018	100	F020B36H030	98	F020B41H033	99	F020B4JH001	105	F020C2DH006
105	F020A4HH018	103	F020B2CH030	100	F020B36H033	100	F020B42H001	99	F020B4JH006	105	F020C2DH018
105	F020A4HH030	103	F020B2CH033	102	F020B37H001	100	F020B42H006	99	F020B4JH018	105	F020C2DH030
105	F020A4HH033	105	F020B2DH001	102	F020B37H006	100	F020B42H018	99	F020B4JH030	105	F020C2DH033
99	F020A4JH001	105	F020B2DH006	102	F020B37H018	100	F020B42H030	99	F020B4JH033	99	F020C2EH001
99	F020A4JH006	105	F020B2DH018	102	F020B37H030	100	F020B42H033	101	F020B4KH001	99	F020C2EH006
99	F020A4JH018	105	F020B2DH030	102	F020B37H033	102	F020B43H001	101	F020B4KH006	99	F020C2EH018
99	F020A4JH030	105	F020B2DH033	104	F020B38H001	102	F020B43H006	101	F020B4KH018	99	F020C2EH030
99	F020A4JH033	99	F020B2EH001	104	F020B38H006	102	F020B43H018	101	F020B4KH030	99	F020C2EH033
101	F020A4KH001	99	F020B2EH006	104	F020B38H018	102	F020B43H030	101	F020B4KH033	101	F020C2FH001
101	F020A4KH006	99	F020B2EH018	104	F020B38H030	102	F020B43H033	103	F020B4LH001	101	F020C2FH006
101	F020A4KH018	99	F020B2EH030	104	F020B38H033	104	F020B44H001	103	F020B4LH006	101	F020C2FH018
101	F020A4KH030	99	F020B2EH033	99	F020B3AH001	104	F020B44H006	103	F020B4LH018	101	F020C2FH030
101	F020A4KH033	101	F020B2FH001	99	F020B3AH006	104	F020B44H018	103	F020B4LH030	101	F020C2FH033
103	F020A4LH001	101	F020B2FH006	99	F020B3AH018	104	F020B44H030	103	F020B4LH033	103	F020C2GH001
103	F020A4LH006	101	F020B2FH018	99	F020B3AH030	104	F020B44H033	105	F020B4MH001	103	F020C2GH006
103	F020A4LH018	101	F020B2FH030	99	F020B3AH033	98	F020B45H001	105	F020B4MH006	103	F020C2GH018
103	F020A4LH030	101	F020B2FH033	101	F020B3BH001	98	F020B45H006	105	F020B4MH018	103	F020C2GH030
103	F020A4LH033	103	F020B2GH001	101	F020B3BH006	98	F020B45H018	105	F020B4MH030	103	F020C2GH033
105	F020A4MH001	103	F020B2GH006	101	F020B3BH018	98	F020B45H030	105	F020B4MH033	105	F020C2HH001
105	F020A4MH006	103	F020B2GH018	101	F020B3BH030	98	F020B45H033	98	F020C21H001	105	F020C2HH006
105	F020A4MH018	103	F020B2GH030	101	F020B3BH033	100	F020B46H001	98	F020C21H006	105	F020C2HH018
105	F020A4MH030	103	F020B2GH033	103	F020B3CH001	100	F020B46H006	98	F020C21H018	105	F020C2HH030
105	F020A4MH033	105	F020B2HH001	103	F020B3CH006	100	F020B46H018	98	F020C21H030	105	F020C2HH033
98	F020B21H001	105	F020B2HH006	103	F020B3CH018	100	F020B46H030	98	F020C21H033	99	F020C2JH001
98	F020B21H006	105	F020B2HH018	103	F020B3CH030	100	F020B46H033	100	F020C22H001	99	F020C2JH006
98	F020B21H018	105	F020B2HH030	103	F020B3CH033	102	F020B47H001	100	F020C22H006	99	F020C2JH018
98	F020B21H030	105	F020B2HH033	105	F020B3DH001	102	F020B47H006	100	F020C22H018	99	F020C2JH030
98	F020B21H033	99	F020B2JH001	105	F020B3DH006	102	F020B47H018	100	F020C22H030	99	F020C2JH033
100	F020B22H001	99	F020B2JH006	105	F020B3DH018	102	F020B47H030	100	F020C22H033	101	F020C2KH001
100	F020B22H006	99	F020B2JH018	105	F020B3DH030	102	F020B47H033	102	F020C23H001	101	F020C2KH006
100	F020B22H018	99	F020B2JH030	105	F020B3DH033	104	F020B48H001	102	F020C23H006	101	F020C2KH018
100	F020B22H030	99	F020B2JH033	99	F020B3EH001	104	F020B48H006	102	F020C23H018	101	F020C2KH030
100	F020B22H033	101	F020B2KH001	99	F020B3EH006	104	F020B48H018	102	F020C23H030	101	F020C2KH033
102	F020B23H001	101	F020B2KH006	99	F020B3EH018	104	F020B48H030	102	F020C23H033	103	F020C2LH001
102	F020B23H006	101	F020B2KH018	99	F020B3EH030	104	F020B48H033	104	F020C24H001	103	F020C2LH006
102	F020B23H018	101	F020B2KH030	99	F020B3EH033	99	F020B4AH001	104	F020C24H006	103	F020C2LH018
102	F020B23H030	101	F020B2KH033	101	F020B3FH001	99	F020B4AH006	104	F020C24H018	103	F020C2LH030
102	F020B23H033	103	F020B2LH001	101	F020B3FH006	99	F020B4AH018	104	F020C24H030	103	F020C2LH033
104	F020B24H001	103	F020B2LH006	101	F020B3FH018	99	F020B4AH030	104	F020C24H033	105	F020C2MH001
104	F020B24H006	103	F020B2LH018	101	F020B3FH030	99	F020B4AH033	98	F020C25H001	105	F020C2MH006
104	F020B24H018	103	F020B2LH030	101	F020B3FH033	101	F020B4BH001	98	F020C25H006	105	F020C2MH018
104	F020B24H030	103	F020B2LH033	103	F020B3GH001	101	F020B4BH006	98	F020C25H018	105	F020C2MH030
104	F020B24H033	105	F020B2MH001	103	F020B3GH006	101	F020B4BH018	98	F020C25H030	105	F020C2MH033
98	F020B25H001	105	F020B2MH006	103	F020B3GH018	101	F020B4BH030	98	F020C25H033	98	F020C31H001
98	F020B25H006	105	F020B2MH018	103	F020B3GH030	101	F020B4BH033	100	F020C26H001	98	F020C31H006
98	F020B25H018	105	F020B2MH030	103	F020B3GH033	103	F020B4CH001	100	F020C26H006	98	F020C31H018
98	F020B25H030	105	F020B2MH033	105	F020B3HH001	103	F020B4CH006	100	F020C26H018	98	F020C31H030
98	F020B25H033	98	F020B31H001	105	F020B3HH006	103	F020B4CH018	100	F020C26H030	98	F020C31H033
100	F020B26H001	98	F020B31H006	105	F020B3HH018	103	F020B4CH030	100	F020C26H033	100	F020C32H001
100	F020B26H006	98	F020B31H018	105	F020B3HH030	103	F020B4CH033	102	F020C27H001	100	F020C32H006
100	F020B26H018	98	F020B31H030	105	F020B3HH033	105	F020B4DH001	102	F020C27H006	100	F020C32H018
100	F020B26H030	98	F020B31H033	99	F020B3JH001	105	F020B4DH006	102	F020C27H018	100	F020C32H030
100	F020B26H033	100	F020B32H001	99	F020B3JH006	105	F020B4DH018	102	F020C27H030	100	F020C32H033
102	F020B27H001	100	F020B32H006	99	F020B3JH018	105	F020B4DH030	102	F020C27H033	102	F020C33H001
102	F020B27H006	100	F020B32H018	99	F020B3JH030	105	F020B4DH033	104	F020C28H001	102	F020C33H006
102	F020B27H018	100	F020B32H030	99	F020B3JH033	99	F020B4EH001	104	F020C28H006	102	F020C33H018
102	F020B27H030	100	F020B32H033	101	F020B3KH001	99	F020B4EH006	104	F020C28H018	102	F020C33H030
102	F020B27H033	102	F020B33H001	101	F020B3KH006	99	F020B4EH018	104	F020C28H030	102	F020C33H033
104	F020B28H001	102	F020B33H006	101	F020B3KH018	99	F020B4EH030	104	F020C28H033	104	F020C34H001
104	F020B28H006	102	F020B33H018	101	F020B3KH030	99	F020B4EH033	99	F020C2AH001	104	F020C34H006
104	F020B28H018	102	F020B33H030	101	F020B3KH033	101	F020B4FH001	99	F020C2AH006	104	F020C34H018
104	F020B28H030	102	F020B33H033	103	F020B3LH001	101	F020B4FH006	99	F020C2AH018	104	F020C34H030
104	F020B28H033	104	F020B34H001	103	F020B3LH006	101	F020B4FH018	99	F020C2AH030	104	F020C34H033
99	F020B2AH001	104	F020B34H006	103	F020B3LH018	101	F020B4FH030	99	F020C2AH033	98	F020C35H001
99	F020B2AH006	104	F020B34H018	103	F020B3LH030	101	F020B4FH033	101	F020C2BH001	98	F020C35H006
99	F020B2AH018	104	F020B34H030	103	F020B3LH033	103	F020B4GH001	101	F020C2BH006	98	F020C35H018

Page	Reference	Page	Reference	Page	Reference	Page	Reference	Page	Reference	Page	Reference
98	F020C35H030	105	F020C3MH033	105	F020C4HH001	108	F020G4LH006	107	F020H4KH018	106	F020J4JH030
98	F020C35H033	98	F020C41H001	105	F020C4HH006	108	F020G4LH018	107	F020H4KH030	106	F020J4JH033
100	F020C36H001	98	F020C41H006	105	F020C4HH018	108	F020G4LH030	107	F020H4KH033	107	F020J4KH001
100	F020C36H006	98	F020C41H018	105	F020C4HH030	108	F020G4LH033	108	F020H4LH001	107	F020J4KH006
100	F020C36H018	98	F020C41H030	105	F020C4HH033	109	F020G4MH001	108	F020H4LH006	107	F020J4KH018
100	F020C36H030	98	F020C41H033	99	F020C4JH001	109	F020G4MH006	108	F020H4LH018	107	F020J4KH030
100	F020C36H033	100	F020C42H001	99	F020C4JH006	109	F020G4MH018	108	F020H4LH030	107	F020J4KH033
102	F020C37H001	100	F020C42H006	99	F020C4JH018	109	F020G4MH030	108	F020H4LH033	108	F020J4LH001
102	F020C37H006	100	F020C42H018	99	F020C4JH030	109	F020G4MH033	109	F020H4MH001	108	F020J4LH006
102	F020C37H018	100	F020C42H030	99	F020C4JH033	106	F020GTJH001	109	F020H4MH006	108	F020J4LH018
102	F020C37H030	100	F020C42H033	101	F020C4KH001	106	F020GTJH006	109	F020H4MH018	108	F020J4LH030
102	F020C37H033	102	F020C43H001	101	F020C4KH006	106	F020GTJH018	109	F020H4MH030	108	F020J4LH033
104	F020C38H001	102	F020C43H006	101	F020C4KH018	106	F020GTJH030	109	F020H4MH033	109	F020J4MH001
104	F020C38H006	102	F020C43H018	101	F020C4KH030	106	F020GTJH033	106	F020HTJH001	109	F020J4MH006
104	F020C38H018	102	F020C43H030	101	F020C4KH033	107	F020GTKH001	106	F020HTJH006	109	F020J4MH018
104	F020C38H030	102	F020C43H033	103	F020C4LH001	107	F020GTKH006	106	F020HTJH018	109	F020J4MH030
104	F020C38H033	104	F020C44H001	103	F020C4LH006	107	F020GTKH018	106	F020HTJH030	109	F020J4MH033
99	F020C3AH001	104	F020C44H006	103	F020C4LH018	107	F020GTKH030	106	F020HTJH033	106	F020JTJH001
99	F020C3AH006	104	F020C44H018	103	F020C4LH030	107	F020GTKH033	107	F020HTKH001	106	F020JTJH006
99	F020C3AH018	104	F020C44H030	103	F020C4LH033	108	F020GTLH001	107	F020HTKH006	106	F020JTJH018
99	F020C3AH030	104	F020C44H033	105	F020C4MH001	108	F020GTLH006	107	F020HTKH018	106	F020JTJH030
99	F020C3AH033	98	F020C45H001	105	F020C4MH006	108	F020GTLH018	107	F020HTKH030	106	F020JTJH033
101	F020C3BH001	98	F020C45H006	105	F020C4MH018	108	F020GTLH030	107	F020HTKH033	107	F020JTKH001
101	F020C3BH006	98	F020C45H018	105	F020C4MH030	108	F020GTLH033	108	F020HTLH001	107	F020JTKH006
101	F020C3BH018	98	F020C45H030	105	F020C4MH033	109	F020GTMH001	108	F020HTLH006	107	F020JTKH018
101	F020C3BH030	98	F020C45H033	106	F020G2JH001	109	F020GTMH006	108	F020HTLH018	107	F020JTKH030
101	F020C3BH033	100	F020C46H001	106	F020G2JH006	109	F020GTMH018	108	F020HTLH030	107	F020JTKH033
103	F020C3CH001	100	F020C46H006	106	F020G2JH018	109	F020GTMH030	108	F020HTLH033	108	F020JTLH001
103	F020C3CH006	100	F020C46H018	106	F020G2JH030	109	F020GTMH033	109	F020HTMH001	108	F020JTLH006
103	F020C3CH018	100	F020C46H030	106	F020G2JH033	106	F020H2JH001	109	F020HTMH006	108	F020JTLH018
103	F020C3CH030	100	F020C46H033	107	F020G2KH001	106	F020H2JH006	109	F020HTMH018	108	F020JTLH030
103	F020C3CH033	102	F020C47H001	107	F020G2KH006	106	F020H2JH018	109	F020HTMH030	108	F020JTLH033
105	F020C3DH001	102	F020C47H006	107	F020G2KH018	106	F020H2JH030	109	F020HTMH033	109	F020JTMH001
105	F020C3DH006	102	F020C47H018	107	F020G2KH030	106	F020H2JH033	106	F020J2JH001	109	F020JTMH006
105	F020C3DH018	102	F020C47H030	107	F020G2KH033	107	F020H2KH001	106	F020J2JH006	109	F020JTMH018
105	F020C3DH030	102	F020C47H033	108	F020G2LH001	107	F020H2KH006	106	F020J2JH018	109	F020JTMH030
105	F020C3DH033	104	F020C48H001	108	F020G2LH006	107	F020H2KH018	106	F020J2JH030	109	F020JTMH033
99	F020C3EH001	104	F020C48H006	108	F020G2LH018	107	F020H2KH030	106	F020J2JH033	112	F021A21A001
99	F020C3EH006	104	F020C48H018	108	F020G2LH030	107	F020H2KH033	107	F020J2KH001	112	F021A21A006
99	F020C3EH018	104	F020C48H030	108	F020G2LH033	108	F020H2LH001	107	F020J2KH006	112	F021A21A018
99	F020C3EH030	104	F020C48H033	109	F020G2MH001	108	F020H2LH006	107	F020J2KH018	112	F021A21A030
99	F020C3EH033	99	F020C4AH001	109	F020G2MH006	108	F020H2LH018	107	F020J2KH030	112	F021A21A033
101	F020C3FH001	99	F020C4AH006	109	F020G2MH018	108	F020H2LH030	107	F020J2KH033	114	F021A22A001
101	F020C3FH006	99	F020C4AH018	109	F020G2MH030	108	F020H2LH033	108	F020J2LH001	114	F021A22A006
101	F020C3FH018	99	F020C4AH030	109	F020G2MH033	109	F020H2MH001	108	F020J2LH006	114	F021A22A018
101	F020C3FH030	99	F020C4AH033	106	F020G3JH001	109	F020H2MH006	108	F020J2LH018	114	F021A22A030
101	F020C3FH033	101	F020C4BH001	106	F020G3JH006	109	F020H2MH018	108	F020J2LH030	114	F021A22A033
103	F020C3GH001	101	F020C4BH006	106	F020G3JH018	109	F020H2MH030	108	F020J2LH033	120	F021A22D001
103	F020C3GH006	101	F020C4BH018	106	F020G3JH030	109	F020H2MH033	109	F020J2MH001	120	F021A22D006
103	F020C3GH018	101	F020C4BH030	106	F020G3JH033	106	F020H3JH001	109	F020J2MH006	120	F021A22D018
103	F020C3GH030	101	F020C4BH033	107	F020G3KH001	106	F020H3JH006	109	F020J2MH018	120	F021A22D030
103	F020C3GH033	103	F020C4CH001	107	F020G3KH006	106	F020H3JH018	109	F020J2MH030	120	F021A22D033
105	F020C3HH001	103	F020C4CH006	107	F020G3KH018	106	F020H3JH030	109	F020J2MH033	116	F021A23A001
105	F020C3HH006	103	F020C4CH018	107	F020G3KH030	106	F020H3JH033	106	F020J3JH001	116	F021A23A006
105	F020C3HH018	103	F020C4CH030	107	F020G3KH033	107	F020H3KH001	106	F020J3JH006	116	F021A23A018
105	F020C3HH030	103	F020C4CH033	108	F020G3LH001	107	F020H3KH006	106	F020J3JH018	116	F021A23A030
105	F020C3HH033	105	F020C4DH001	108	F020G3LH006	107	F020H3KH018	106	F020J3JH030	116	F021A23A033
99	F020C3JH001	105	F020C4DH006	108	F020G3LH018	107	F020H3KH030	106	F020J3JH033	122	F021A23D001
99	F020C3JH006	105	F020C4DH018	108	F020G3LH030	107	F020H3KH033	107	F020J3KH001	122	F021A23D006
99	F020C3JH018	105	F020C4DH030	108	F020G3LH033	108	F020H3LH001	107	F020J3KH006	122	F021A23D018
99	F020C3JH030	105	F020C4DH033	109	F020G3MH001	108	F020H3LH006	107	F020J3KH018	122	F021A23D030
99	F020C3JH033	99	F020C4EH001	109	F020G3MH006	108	F020H3LH018	107	F020J3KH030	122	F021A23D033
101	F020C3KH001	99	F020C4EH006	109	F020G3MH018	108	F020H3LH030	107	F020J3KH033	118	F021A24A001
101	F020C3KH006	99	F020C4EH018	109	F020G3MH030	108	F020H3LH033	108	F020J3LH001	118	F021A24A006
101	F020C3KH018	99	F020C4EH030	109	F020G3MH033	109	F020H3MH001	108	F020J3LH006	118	F021A24A018
101	F020C3KH030	99	F020C4EH033	106	F020G4JH001	109	F020H3MH006	108	F020J3LH018	118	F021A24A030
101	F020C3KH033	101	F020C4FH001	106	F020G4JH006	109	F020H3MH018	108	F020J3LH030	118	F021A24A033
103	F020C3LH001	101	F020C4FH006	106	F020G4JH018	109	F020H3MH030	108	F020J3LH033	124	F021A24D001
103	F020C3LH006	101	F020C4FH018	106	F020G4JH030	109	F020H3MH033	109	F020J3MH001	124	F021A24D006
103	F020C3LH018	101	F020C4FH030	106	F020G4JH033	106	F020H4JH001	109	F020J3MH006	124	F021A24D018
103	F020C3LH030	101	F020C4FH033	107	F020G4KH001	106	F020H4JH006	109	F020J3MH018	124	F021A24D030
103	F020C3LH033	103	F020C4GH001	107	F020G4KH006	106	F020H4JH018	109	F020J3MH030	124	F021A24D033
105	F020C3MH001	103	F020C4GH006	107	F020G4KH018	106	F020H4JH030	109	F020J3MH033	112	F021A25A001
105	F020C3MH006	103	F020C4GH018	107	F020G4KH030	106	F020H4JH033	106	F020J4JH001	112	F021A25A006
105	F020C3MH018	103	F020C4GH030	107	F020G4KH033	107	F020H4KH001	106	F020J4JH006	112	F021A25A018
105	F020C3MH030	103	F020C4GH033	108	F020G4LH001	107	F020H4KH006	106	F020J4JH018	112	F021A25A030

Page	Reference	Page	Reference	Page	Reference	Page	Reference	Page	Reference	Page	Reference
112	F021A25A033	121	F021A2FD001	116	F021A33A006	122	F021A3CD018	119	F021A3MA030	124	F021A48D033
114	F021A26A001	121	F021A2FD006	116	F021A33A018	122	F021A3CD030	119	F021A3MA033	113	F021A4AA001
114	F021A26A006	121	F021A2FD018	116	F021A33A030	122	F021A3CD033	125	F021A3MD001	113	F021A4AA006
114	F021A26A018	121	F021A2FD030	116	F021A33A033	119	F021A3DA001	125	F021A3MD006	113	F021A4AA018
114	F021A26A030	121	F021A2FD033	122	F021A33D001	119	F021A3DA006	125	F021A3MD018	113	F021A4AA030
114	F021A26A033	117	F021A2GA001	122	F021A33D006	119	F021A3DA018	125	F021A3MD030	113	F021A4AA033
120	F021A26D001	117	F021A2GA006	122	F021A33D018	119	F021A3DA030	125	F021A3MD033	115	F021A4BA001
120	F021A26D006	117	F021A2GA018	122	F021A33D030	119	F021A3DA033	112	F021A41A001	115	F021A4BA006
120	F021A26D018	117	F021A2GA030	122	F021A33D033	124	F021A3DD001	112	F021A41A006	115	F021A4BA018
120	F021A26D030	117	F021A2GA033	118	F021A34A001	124	F021A3DD006	112	F021A41A018	115	F021A4BA030
120	F021A26D033	123	F021A2GD001	118	F021A34A006	124	F021A3DD018	112	F021A41A030	115	F021A4BA033
116	F021A27A001	123	F021A2GD006	118	F021A34A018	124	F021A3DD030	112	F021A41A033	120	F021A4BD001
116	F021A27A006	123	F021A2GD018	118	F021A34A030	124	F021A3DD033	114	F021A42A001	120	F021A4BD006
116	F021A27A018	123	F021A2GD030	118	F021A34A033	113	F021A3EA001	114	F021A42A006	120	F021A4BD018
116	F021A27A030	123	F021A2GD033	124	F021A34D001	113	F021A3EA006	114	F021A42A018	120	F021A4BD030
116	F021A27A033	119	F021A2HA001	124	F021A34D006	113	F021A3EA018	114	F021A42A030	120	F021A4BD033
122	F021A27D001	119	F021A2HA006	124	F021A34D018	113	F021A3EA030	114	F021A42A033	117	F021A4CA001
122	F021A27D006	119	F021A2HA018	124	F021A34D030	113	F021A3EA033	120	F021A42D001	117	F021A4CA006
122	F021A27D018	119	F021A2HA030	124	F021A34D033	115	F021A3FA001	120	F021A42D006	117	F021A4CA018
122	F021A27D030	119	F021A2HA033	112	F021A35A001	115	F021A3FA006	120	F021A42D018	117	F021A4CA030
122	F021A27D033	125	F021A2HD001	112	F021A35A006	115	F021A3FA018	120	F021A42D030	117	F021A4CA033
118	F021A28A001	125	F021A2HD006	112	F021A35A018	115	F021A3FA030	120	F021A42D033	122	F021A4CD001
118	F021A28A006	125	F021A2HD018	112	F021A35A030	115	F021A3FA033	116	F021A43A001	122	F021A4CD006
118	F021A28A018	125	F021A2HD030	112	F021A35A033	121	F021A3FD001	116	F021A43A006	122	F021A4CD018
118	F021A28A030	125	F021A2HD033	114	F021A36A001	121	F021A3FD006	116	F021A43A018	122	F021A4CD030
118	F021A28A033	113	F021A2JA001	114	F021A36A006	121	F021A3FD018	116	F021A43A030	122	F021A4CD033
124	F021A28D001	113	F021A2JA006	114	F021A36A018	121	F021A3FD030	116	F021A43A033	119	F021A4DA001
124	F021A28D006	113	F021A2JA018	114	F021A36A030	121	F021A3FD033	122	F021A43D001	119	F021A4DA006
124	F021A28D018	113	F021A2JA030	114	F021A36A033	117	F021A3GA001	122	F021A43D006	119	F021A4DA018
124	F021A28D030	113	F021A2JA033	120	F021A36D001	117	F021A3GA006	122	F021A43D018	119	F021A4DA030
124	F021A28D033	115	F021A2KA001	120	F021A36D006	117	F021A3GA018	122	F021A43D030	119	F021A4DA033
113	F021A2AA001	115	F021A2KA006	120	F021A36D018	117	F021A3GA030	122	F021A43D033	124	F021A4DD001
113	F021A2AA006	115	F021A2KA018	120	F021A36D030	117	F021A3GA033	118	F021A44A001	124	F021A4DD006
113	F021A2AA018	115	F021A2KA030	120	F021A36D033	123	F021A3GD001	118	F021A44A006	124	F021A4DD018
113	F021A2AA030	115	F021A2KA033	116	F021A37A001	123	F021A3GD006	118	F021A44A018	124	F021A4DD030
113	F021A2AA033	121	F021A2KD001	116	F021A37A006	123	F021A3GD018	118	F021A44A030	124	F021A4DD033
115	F021A2BA001	121	F021A2KD006	116	F021A37A018	123	F021A3GD030	118	F021A44A033	113	F021A4EA001
115	F021A2BA006	121	F021A2KD018	116	F021A37A030	123	F021A3GD033	124	F021A44D001	113	F021A4EA006
115	F021A2BA018	121	F021A2KD030	116	F021A37A033	119	F021A3HA001	124	F021A44D006	113	F021A4EA018
115	F021A2BA030	121	F021A2KD033	122	F021A37D001	119	F021A3HA006	124	F021A44D018	113	F021A4EA030
115	F021A2BA033	117	F021A2LA001	122	F021A37D006	119	F021A3HA018	124	F021A44D030	113	F021A4EA033
120	F021A2BD001	117	F021A2LA006	122	F021A37D018	119	F021A3HA030	124	F021A44D033	115	F021A4FA001
120	F021A2BD006	117	F021A2LA018	122	F021A37D030	119	F021A3HA033	112	F021A45A001	115	F021A4FA006
120	F021A2BD018	117	F021A2LA030	122	F021A37D033	125	F021A3HD001	112	F021A45A006	115	F021A4FA018
120	F021A2BD030	117	F021A2LA033	118	F021A38A001	125	F021A3HD006	112	F021A45A018	115	F021A4FA030
120	F021A2BD033	123	F021A2LD001	118	F021A38A006	125	F021A3HD018	112	F021A45A030	115	F021A4FA033
117	F021A2CA001	123	F021A2LD006	118	F021A38A018	125	F021A3HD030	112	F021A45A033	121	F021A4FD001
117	F021A2CA006	123	F021A2LD018	118	F021A38A030	125	F021A3HD033	114	F021A46A001	121	F021A4FD006
117	F021A2CA018	123	F021A2LD030	118	F021A38A033	113	F021A3JA001	114	F021A46A006	121	F021A4FD018
117	F021A2CA030	123	F021A2LD033	124	F021A38D001	113	F021A3JA006	114	F021A46A018	121	F021A4FD030
117	F021A2CA033	119	F021A2MA001	124	F021A38D006	113	F021A3JA018	114	F021A46A030	121	F021A4FD033
122	F021A2CD001	119	F021A2MA006	124	F021A38D018	113	F021A3JA030	114	F021A46A033	117	F021A4GA001
122	F021A2CD006	119	F021A2MA018	124	F021A38D030	113	F021A3JA033	120	F021A46D001	117	F021A4GA006
122	F021A2CD018	119	F021A2MA030	124	F021A38D033	115	F021A3KA001	120	F021A46D006	117	F021A4GA018
122	F021A2CD030	119	F021A2MA033	113	F021A3AA001	115	F021A3KA006	120	F021A46D018	117	F021A4GA030
122	F021A2CD033	125	F021A2MD001	113	F021A3AA006	115	F021A3KA018	120	F021A46D030	117	F021A4GA033
119	F021A2DA001	125	F021A2MD006	113	F021A3AA018	115	F021A3KA030	120	F021A46D033	123	F021A4GD001
119	F021A2DA006	125	F021A2MD018	113	F021A3AA030	115	F021A3KA033	116	F021A47A001	123	F021A4GD006
119	F021A2DA018	125	F021A2MD030	113	F021A3AA033	121	F021A3KD001	116	F021A47A006	123	F021A4GD018
119	F021A2DA030	125	F021A2MD033	115	F021A3BA001	121	F021A3KD006	116	F021A47A018	123	F021A4GD030
119	F021A2DA033	112	F021A31A001	115	F021A3BA006	121	F021A3KD018	116	F021A47A030	123	F021A4GD033
124	F021A2DD001	112	F021A31A006	115	F021A3BA018	121	F021A3KD030	116	F021A47A033	119	F021A4HA001
124	F021A2DD006	112	F021A31A018	115	F021A3BA030	121	F021A3KD033	122	F021A47D001	119	F021A4HA006
124	F021A2DD018	112	F021A31A030	115	F021A3BA033	117	F021A3LA001	122	F021A47D006	119	F021A4HA018
124	F021A2DD030	112	F021A31A033	120	F021A3BD001	117	F021A3LA006	122	F021A47D018	119	F021A4HA030
124	F021A2DD033	114	F021A32A001	120	F021A3BD006	117	F021A3LA018	122	F021A47D030	119	F021A4HA033
113	F021A2EA001	114	F021A32A006	120	F021A3BD018	117	F021A3LA030	122	F021A47D033	125	F021A4HD001
113	F021A2EA006	114	F021A32A018	120	F021A3BD030	117	F021A3LA033	118	F021A48A001	125	F021A4HD006
113	F021A2EA018	114	F021A32A030	120	F021A3BD033	123	F021A3LD001	118	F021A48A006	125	F021A4HD018
113	F021A2EA030	114	F021A32A033	117	F021A3CA001	123	F021A3LD006	118	F021A48A018	125	F021A4HD030
113	F021A2EA033	120	F021A32D001	117	F021A3CA006	123	F021A3LD018	118	F021A48A030	125	F021A4HD033
115	F021A2FA001	120	F021A32D006	117	F021A3CA018	123	F021A3LD030	118	F021A48A033	113	F021A4JA001
115	F021A2FA006	120	F021A32D018	117	F021A3CA030	123	F021A3LD033	124	F021A48D001	113	F021A4JA006
115	F021A2FA018	120	F021A32D030	117	F021A3CA033	119	F021A3MA001	124	F021A48D006	113	F021A4JA018
115	F021A2FA030	120	F021A32D033	122	F021A3CD001	119	F021A3MA006	124	F021A48D018	113	F021A4JA030
115	F021A2FA033	116	F021A33A001	122	F021A3CD006	119	F021A3MA018	124	F021A48D030	113	F021A4JA033

Page	Reference	Page	Reference	Page	Reference	Page	Reference	Page	Reference	Page	Reference
115	F021A4KA001	115	F021B2BA006	112	F021B35A018	119	F021B3MA030	117	F021B4GA033	116	F021C27A001
115	F021A4KA006	115	F021B2BA018	112	F021B35A030	119	F021B3MA033	119	F021B4HA001	116	F021C27A006
115	F021A4KA018	115	F021B2BA030	112	F021B35A033	112	F021B41A001	119	F021B4HA006	116	F021C27A018
115	F021A4KA030	115	F021B2BA033	114	F021B36A001	112	F021B41A006	119	F021B4HA018	116	F021C27A030
115	F021A4KA033	117	F021B2CA001	114	F021B36A006	112	F021B41A018	119	F021B4HA030	116	F021C27A033
121	F021A4KD001	117	F021B2CA006	114	F021B36A018	112	F021B41A030	119	F021B4HA033	122	F021C27D001
121	F021A4KD006	117	F021B2CA018	114	F021B36A030	112	F021B41A033	113	F021B4JA001	122	F021C27D006
121	F021A4KD018	117	F021B2CA030	114	F021B36A033	114	F021B42A001	113	F021B4JA006	122	F021C27D018
121	F021A4KD030	117	F021B2CA033	116	F021B37A001	114	F021B42A006	113	F021B4JA018	122	F021C27D030
121	F021A4KD033	119	F021B2DA001	116	F021B37A006	114	F021B42A018	113	F021B4JA030	122	F021C27D033
117	F021A4LA001	119	F021B2DA006	116	F021B37A018	114	F021B42A030	113	F021B4JA033	118	F021C28A001
117	F021A4LA006	119	F021B2DA018	116	F021B37A030	114	F021B42A033	115	F021B4KA001	118	F021C28A006
117	F021A4LA018	119	F021B2DA030	116	F021B37A033	116	F021B43A001	115	F021B4KA006	118	F021C28A018
117	F021A4LA030	119	F021B2DA033	118	F021B38A001	116	F021B43A006	115	F021B4KA018	118	F021C28A030
117	F021A4LA033	113	F021B2EA001	118	F021B38A006	116	F021B43A018	115	F021B4KA030	118	F021C28A033
123	F021A4LD001	113	F021B2EA006	118	F021B38A018	116	F021B43A030	115	F021B4KA033	124	F021C28D001
123	F021A4LD006	113	F021B2EA018	118	F021B38A030	116	F021B43A033	117	F021B4LA001	124	F021C28D006
123	F021A4LD018	113	F021B2EA030	118	F021B38A033	118	F021B44A001	117	F021B4LA006	124	F021C28D018
123	F021A4LD030	113	F021B2EA033	113	F021B3AA001	118	F021B44A006	117	F021B4LA018	124	F021C28D030
123	F021A4LD033	115	F021B2FA001	113	F021B3AA006	118	F021B44A018	117	F021B4LA030	124	F021C28D033
119	F021A4MA001	115	F021B2FA006	113	F021B3AA018	118	F021B44A030	117	F021B4LA033	113	F021C2AA001
119	F021A4MA006	115	F021B2FA018	113	F021B3AA030	118	F021B44A033	119	F021B4MA001	113	F021C2AA006
119	F021A4MA018	115	F021B2FA030	113	F021B3AA033	112	F021B45A001	119	F021B4MA006	113	F021C2AA018
119	F021A4MA030	115	F021B2FA033	115	F021B3BA001	112	F021B45A006	119	F021B4MA018	113	F021C2AA030
119	F021A4MA033	117	F021B2GA001	115	F021B3BA006	112	F021B45A018	119	F021B4MA030	113	F021C2AA033
125	F021A4MD001	117	F021B2GA006	115	F021B3BA018	112	F021B45A030	119	F021B4MA033	115	F021C2BA001
125	F021A4MD006	117	F021B2GA018	115	F021B3BA030	112	F021B45A033	112	F021C21A001	115	F021C2BA006
125	F021A4MD018	117	F021B2GA030	115	F021B3BA033	114	F021B46A001	112	F021C21A006	115	F021C2BA018
125	F021A4MD030	117	F021B2GA033	117	F021B3CA001	114	F021B46A006	112	F021C21A018	115	F021C2BA030
125	F021A4MD033	119	F021B2HA001	117	F021B3CA006	114	F021B46A018	112	F021C21A030	115	F021C2BA033
112	F021B21A001	119	F021B2HA006	117	F021B3CA018	114	F021B46A030	112	F021C21A033	120	F021C2BD001
112	F021B21A006	119	F021B2HA018	117	F021B3CA030	114	F021B46A033	114	F021C22A001	120	F021C2BD006
112	F021B21A018	119	F021B2HA030	117	F021B3CA033	116	F021B47A001	114	F021C22A006	120	F021C2BD018
112	F021B21A030	119	F021B2HA033	119	F021B3DA001	116	F021B47A006	114	F021C22A018	120	F021C2BD030
112	F021B21A033	113	F021B2JA001	119	F021B3DA006	116	F021B47A018	114	F021C22A030	120	F021C2BD033
114	F021B22A001	113	F021B2JA006	119	F021B3DA018	116	F021B47A030	114	F021C22A033	117	F021C2CA001
114	F021B22A006	113	F021B2JA018	119	F021B3DA030	116	F021B47A033	120	F021C22D001	117	F021C2CA006
114	F021B22A018	113	F021B2JA030	119	F021B3DA033	118	F021B48A001	120	F021C22D006	117	F021C2CA018
114	F021B22A030	113	F021B2JA033	113	F021B3EA001	118	F021B48A006	120	F021C22D018	117	F021C2CA030
114	F021B22A033	115	F021B2KA001	113	F021B3EA006	118	F021B48A018	120	F021C22D030	117	F021C2CA033
116	F021B23A001	115	F021B2KA006	113	F021B3EA018	118	F021B48A030	120	F021C22D033	122	F021C2CD001
116	F021B23A006	115	F021B2KA018	113	F021B3EA030	118	F021B48A033	116	F021C23A001	122	F021C2CD006
116	F021B23A018	115	F021B2KA030	113	F021B3EA033	113	F021B4AA001	116	F021C23A006	122	F021C2CD018
116	F021B23A030	115	F021B2KA033	115	F021B3FA001	113	F021B4AA006	116	F021C23A018	122	F021C2CD030
116	F021B23A033	117	F021B2LA001	115	F021B3FA006	113	F021B4AA018	116	F021C23A030	122	F021C2CD033
118	F021B24A001	117	F021B2LA006	115	F021B3FA018	113	F021B4AA030	116	F021C23A033	119	F021C2DA001
118	F021B24A006	117	F021B2LA018	115	F021B3FA030	113	F021B4AA033	122	F021C23D001	119	F021C2DA006
118	F021B24A018	117	F021B2LA030	115	F021B3FA033	115	F021B4BA001	122	F021C23D006	119	F021C2DA018
118	F021B24A030	117	F021B2LA033	117	F021B3GA001	115	F021B4BA006	122	F021C23D018	119	F021C2DA030
118	F021B24A033	119	F021B2MA001	117	F021B3GA006	115	F021B4BA018	122	F021C23D030	119	F021C2DA033
112	F021B25A001	119	F021B2MA006	117	F021B3GA018	115	F021B4BA030	122	F021C23D033	124	F021C2DD001
112	F021B25A006	119	F021B2MA018	117	F021B3GA030	115	F021B4BA033	118	F021C24A001	124	F021C2DD006
112	F021B25A018	119	F021B2MA030	117	F021B3GA033	117	F021B4CA001	118	F021C24A006	124	F021C2DD018
112	F021B25A030	119	F021B2MA033	119	F021B3HA001	117	F021B4CA006	118	F021C24A018	124	F021C2DD030
112	F021B25A033	112	F021B31A001	119	F021B3HA006	117	F021B4CA018	118	F021C24A030	124	F021C2DD033
114	F021B26A001	112	F021B31A006	119	F021B3HA018	117	F021B4CA030	118	F021C24A033	113	F021C2EA001
114	F021B26A006	112	F021B31A018	119	F021B3HA030	117	F021B4CA033	124	F021C24D001	113	F021C2EA006
114	F021B26A018	112	F021B31A030	119	F021B3HA033	119	F021B4DA001	124	F021C24D006	113	F021C2EA018
114	F021B26A030	112	F021B31A033	113	F021B3JA001	119	F021B4DA006	124	F021C24D018	113	F021C2EA030
114	F021B26A033	114	F021B32A001	113	F021B3JA006	119	F021B4DA018	124	F021C24D030	113	F021C2EA033
116	F021B27A001	114	F021B32A006	113	F021B3JA018	119	F021B4DA030	124	F021C24D033	115	F021C2FA001
116	F021B27A006	114	F021B32A018	113	F021B3JA030	119	F021B4DA033	112	F021C25A001	115	F021C2FA006
116	F021B27A018	114	F021B32A030	113	F021B3JA033	113	F021B4EA001	112	F021C25A006	115	F021C2FA018
116	F021B27A030	114	F021B32A033	115	F021B3KA001	113	F021B4EA006	112	F021C25A018	115	F021C2FA030
116	F021B27A033	116	F021B33A001	115	F021B3KA006	113	F021B4EA018	112	F021C25A030	115	F021C2FA033
118	F021B28A001	116	F021B33A006	115	F021B3KA018	113	F021B4EA030	112	F021C25A033	121	F021C2FD001
118	F021B28A006	116	F021B33A018	115	F021B3KA030	113	F021B4EA033	114	F021C26A001	121	F021C2FD006
118	F021B28A018	116	F021B33A030	115	F021B3KA033	115	F021B4FA001	114	F021C26A006	121	F021C2FD018
118	F021B28A030	116	F021B33A033	117	F021B3LA001	115	F021B4FA006	114	F021C26A018	121	F021C2FD030
118	F021B28A033	118	F021B34A001	117	F021B3LA006	115	F021B4FA018	114	F021C26A030	121	F021C2FD033
113	F021B2AA001	118	F021B34A006	117	F021B3LA018	115	F021B4FA030	114	F021C26A033	117	F021C2GA001
113	F021B2AA006	118	F021B34A018	117	F021B3LA030	115	F021B4FA033	120	F021C26D001	117	F021C2GA006
113	F021B2AA018	118	F021B34A030	117	F021B3LA033	117	F021B4GA001	120	F021C26D006	117	F021C2GA018
113	F021B2AA030	118	F021B34A033	119	F021B3MA001	117	F021B4GA006	120	F021C26D018	117	F021C2GA030
113	F021B2AA033	112	F021B35A001	119	F021B3MA006	117	F021B4GA018	120	F021C26D030	117	F021C2GA033
115	F021B2BA001	112	F021B35A006	119	F021B3MA018	117	F021B4GA030	120	F021C26D033	123	F021C2GD001

Page	Reference	Page	Reference	Page	Reference	Page	Reference	Page	Reference	Page	Reference
123	F021C2GD006	118	F021C34A018	124	F021C3DD030	112	F021C41A033	120	F021C4BD001	117	F021C4LA006
123	F021C2GD018	118	F021C34A030	124	F021C3DD033	114	F021C42A001	120	F021C4BD006	117	F021C4LA018
123	F021C2GD030	118	F021C34A033	113	F021C3EA001	114	F021C42A006	120	F021C4BD018	117	F021C4LA030
123	F021C2GD033	124	F021C34D001	113	F021C3EA006	114	F021C42A018	120	F021C4BD030	117	F021C4LA033
119	F021C2HA001	124	F021C34D006	113	F021C3EA018	114	F021C42A030	120	F021C4BD033	123	F021C4LD001
119	F021C2HA006	124	F021C34D018	113	F021C3EA030	114	F021C42A033	117	F021C4CA001	123	F021C4LD006
119	F021C2HA018	124	F021C34D030	113	F021C3EA033	120	F021C42D001	117	F021C4CA006	123	F021C4LD018
119	F021C2HA030	124	F021C34D033	115	F021C3FA001	120	F021C42D006	117	F021C4CA018	123	F021C4LD030
119	F021C2HA033	112	F021C35A001	115	F021C3FA006	120	F021C42D018	117	F021C4CA030	123	F021C4LD033
125	F021C2HD001	112	F021C35A006	115	F021C3FA018	120	F021C42D030	117	F021C4CA033	119	F021C4MA001
125	F021C2HD006	112	F021C35A018	115	F021C3FA030	120	F021C42D033	122	F021C4CD001	119	F021C4MA006
125	F021C2HD018	112	F021C35A030	115	F021C3FA033	116	F021C43A001	122	F021C4CD006	119	F021C4MA018
125	F021C2HD030	112	F021C35A033	121	F021C3FD001	116	F021C43A006	122	F021C4CD018	119	F021C4MA030
125	F021C2HD033	114	F021C36A001	121	F021C3FD006	116	F021C43A018	122	F021C4CD030	119	F021C4MA033
113	F021C2JA001	114	F021C36A006	121	F021C3FD018	116	F021C43A030	122	F021C4CD033	125	F021C4MD001
113	F021C2JA006	114	F021C36A018	121	F021C3FD030	116	F021C43A033	119	F021C4DA001	125	F021C4MD006
113	F021C2JA018	114	F021C36A030	121	F021C3FD033	122	F021C43D001	119	F021C4DA006	125	F021C4MD018
113	F021C2JA030	114	F021C36A033	117	F021C3GA001	122	F021C43D006	119	F021C4DA018	125	F021C4MD030
113	F021C2JA033	120	F021C36D001	117	F021C3GA006	122	F021C43D018	119	F021C4DA030	125	F021C4MD033
115	F021C2KA001	120	F021C36D006	117	F021C3GA018	122	F021C43D030	119	F021C4DA033	127	F021G2JA001
115	F021C2KA006	120	F021C36D018	117	F021C3GA030	122	F021C43D033	124	F021C4DD001	127	F021G2JA006
115	F021C2KA018	120	F021C36D030	117	F021C3GA033	118	F021C44A001	124	F021C4DD006	127	F021G2JA018
115	F021C2KA030	120	F021C36D033	123	F021C3GD001	118	F021C44A006	124	F021C4DD018	127	F021G2JA030
115	F021C2KA033	116	F021C37A001	123	F021C3GD006	118	F021C44A018	124	F021C4DD030	127	F021G2JA033
121	F021C2KD001	116	F021C37A006	123	F021C3GD018	118	F021C44A030	124	F021C4DD033	128	F021G2KA001
121	F021C2KD006	116	F021C37A018	123	F021C3GD030	118	F021C44A033	113	F021C4EA001	128	F021G2KA006
121	F021C2KD018	116	F021C37A030	123	F021C3GD033	124	F021C44D001	113	F021C4EA006	128	F021G2KA018
121	F021C2KD030	116	F021C37A033	119	F021C3HA001	124	F021C44D006	113	F021C4EA018	128	F021G2KA030
121	F021C2KD033	122	F021C37D001	119	F021C3HA006	124	F021C44D018	113	F021C4EA030	128	F021G2KA033
117	F021C2LA001	122	F021C37D006	119	F021C3HA018	124	F021C44D030	113	F021C4EA033	131	F021G2KD001
117	F021C2LA006	122	F021C37D018	119	F021C3HA030	124	F021C44D033	115	F021C4FA001	131	F021G2KD006
117	F021C2LA018	122	F021C37D030	119	F021C3HA033	112	F021C45A001	115	F021C4FA006	131	F021G2KD018
117	F021C2LA030	122	F021C37D033	125	F021C3HD001	112	F021C45A006	115	F021C4FA018	131	F021G2KD030
117	F021C2LA033	118	F021C38A001	125	F021C3HD006	112	F021C45A018	115	F021C4FA030	131	F021G2KD033
123	F021C2LD001	118	F021C38A006	125	F021C3HD018	112	F021C45A030	115	F021C4FA033	129	F021G2LA001
123	F021C2LD006	118	F021C38A018	125	F021C3HD030	112	F021C45A033	121	F021C4FD001	129	F021G2LA006
123	F021C2LD018	118	F021C38A030	125	F021C3HD033	114	F021C46A001	121	F021C4FD006	129	F021G2LA018
123	F021C2LD030	118	F021C38A033	113	F021C3JA001	114	F021C46A006	121	F021C4FD018	129	F021G2LA030
123	F021C2LD033	124	F021C38D001	113	F021C3JA006	114	F021C46A018	121	F021C4FD030	129	F021G2LA033
119	F021C2MA001	124	F021C38D006	113	F021C3JA018	114	F021C46A030	121	F021C4FD033	131	F021G2LD001
119	F021C2MA006	124	F021C38D018	113	F021C3JA030	114	F021C46A033	117	F021C4GA001	131	F021G2LD006
119	F021C2MA018	124	F021C38D030	113	F021C3JA033	120	F021C46D001	117	F021C4GA006	131	F021G2LD018
119	F021C2MA030	124	F021C38D033	115	F021C3KA001	120	F021C46D006	117	F021C4GA018	131	F021G2LD030
119	F021C2MA033	113	F021C3AA001	115	F021C3KA006	120	F021C46D018	117	F021C4GA030	131	F021G2LD033
125	F021C2MD001	113	F021C3AA006	115	F021C3KA018	120	F021C46D030	117	F021C4GA033	130	F021G2MA001
125	F021C2MD006	113	F021C3AA018	115	F021C3KA030	120	F021C46D033	123	F021C4GD001	130	F021G2MA006
125	F021C2MD018	113	F021C3AA030	115	F021C3KA033	116	F021C47A001	123	F021C4GD006	130	F021G2MA018
125	F021C2MD030	113	F021C3AA033	121	F021C3KD001	116	F021C47A006	123	F021C4GD018	130	F021G2MA030
125	F021C2MD033	115	F021C3BA001	121	F021C3KD006	116	F021C47A018	123	F021C4GD030	130	F021G2MA033
112	F021C31A001	115	F021C3BA006	121	F021C3KD018	116	F021C47A030	123	F021C4GD033	132	F021G2MD001
112	F021C31A006	115	F021C3BA018	121	F021C3KD030	116	F021C47A033	119	F021C4HA001	132	F021G2MD006
112	F021C31A018	115	F021C3BA030	121	F021C3KD033	122	F021C47D001	119	F021C4HA006	132	F021G2MD018
112	F021C31A030	115	F021C3BA033	117	F021C3LA001	122	F021C47D006	119	F021C4HA018	132	F021G2MD030
112	F021C31A033	120	F021C3BD001	117	F021C3LA006	122	F021C47D018	119	F021C4HA030	132	F021G2MD033
114	F021C32A001	120	F021C3BD006	117	F021C3LA018	122	F021C47D030	119	F021C4HA033	127	F021G3JA001
114	F021C32A006	120	F021C3BD018	117	F021C3LA030	122	F021C47D033	125	F021C4HD001	127	F021G3JA006
114	F021C32A018	120	F021C3BD030	117	F021C3LA033	118	F021C48A001	125	F021C4HD006	127	F021G3JA018
114	F021C32A030	120	F021C3BD033	123	F021C3LD001	118	F021C48A006	125	F021C4HD018	127	F021G3JA030
114	F021C32A033	117	F021C3CA001	123	F021C3LD006	118	F021C48A018	125	F021C4HD030	127	F021G3JA033
120	F021C32D001	117	F021C3CA006	123	F021C3LD018	118	F021C48A030	125	F021C4HD033	128	F021G3KA001
120	F021C32D006	117	F021C3CA018	123	F021C3LD030	118	F021C48A033	113	F021C4JA001	128	F021G3KA006
120	F021C32D018	117	F021C3CA030	123	F021C3LD033	124	F021C48D001	113	F021C4JA006	128	F021G3KA018
120	F021C32D030	117	F021C3CA033	119	F021C3MA001	124	F021C48D006	113	F021C4JA018	128	F021G3KA030
120	F021C32D033	122	F021C3CD001	119	F021C3MA006	124	F021C48D018	113	F021C4JA030	128	F021G3KA033
116	F021C33A001	122	F021C3CD006	119	F021C3MA018	124	F021C48D030	113	F021C4JA033	131	F021G3KD001
116	F021C33A006	122	F021C3CD018	119	F021C3MA030	124	F021C48D033	115	F021C4KA001	131	F021G3KD006
116	F021C33A018	122	F021C3CD030	119	F021C3MA033	113	F021C4AA001	115	F021C4KA006	131	F021G3KD018
116	F021C33A030	122	F021C3CD033	125	F021C3MD001	113	F021C4AA006	115	F021C4KA018	131	F021G3KD030
116	F021C33A033	119	F021C3DA001	125	F021C3MD006	113	F021C4AA018	115	F021C4KA030	131	F021G3KD033
122	F021C33D001	119	F021C3DA006	125	F021C3MD018	113	F021C4AA030	115	F021C4KA033	129	F021G3LA001
122	F021C33D006	119	F021C3DA018	125	F021C3MD030	113	F021C4AA033	121	F021C4KD001	129	F021G3LA006
122	F021C33D018	119	F021C3DA030	125	F021C3MD033	115	F021C4BA001	121	F021C4KD006	129	F021G3LA018
122	F021C33D030	119	F021C3DA033	112	F021C41A001	115	F021C4BA006	121	F021C4KD018	129	F021G3LA030
122	F021C33D033	124	F021C3DD001	112	F021C41A006	115	F021C4BA018	121	F021C4KD030	129	F021G3LA033
118	F021C34A001	124	F021C3DD006	112	F021C41A018	115	F021C4BA030	121	F021C4KD033	131	F021G3LD001
118	F021C34A006	124	F021C3DD018	112	F021C41A030	115	F021C4BA033	117	F021C4LA001	131	F021G3LD006

Page	Reference	Page	Reference	Page	Reference	Page	Reference	Page	Reference	Page	Reference
131	F021G3LD018	128	F021H3KA030	128	F021J3KA033	133	F021LTKD001	110	F021Z02000	138	F022A36D006
131	F021G3LD030	128	F021H3KA033	131	F021J3KD001	133	F021LTKD006	110	F021Z03000	138	F022A36D018
131	F021G3LD033	129	F021H3LA001	131	F021J3KD006	133	F021LTKD018	134	F021Z04000	138	F022A36D030
130	F021G3MA001	129	F021H3LA006	131	F021J3KD018	133	F021LTKD030	134	F021Z05000	138	F022A36D033
130	F021G3MA006	129	F021H3LA018	131	F021J3KD030	133	F021LTKD033	134	F021Z06000	136	F022A37D001
130	F021G3MA018	129	F021H3LA030	131	F021J3KD033	133	F021LTLD001	136	F022A21D001	136	F022A37D006
130	F021G3MA030	129	F021H3LA033	129	F021J3LA001	133	F021LTLD006	136	F022A21D006	136	F022A37D018
130	F021G3MA033	130	F021H3MA001	129	F021J3LA006	133	F021LTLD018	136	F022A21D018	136	F022A37D030
132	F021G3MD001	130	F021H3MA006	129	F021J3LA018	133	F021LTLD030	136	F022A21D030	136	F022A37D033
132	F021G3MD006	130	F021H3MA018	129	F021J3LA030	133	F021LTLD033	136	F022A21D033	137	F022A38D001
132	F021G3MD018	130	F021H3MA030	129	F021J3LA033	133	F021LTMD001	137	F022A22D001	137	F022A38D006
132	F021G3MD030	130	F021H3MA033	131	F021J3LD001	133	F021LTMD006	137	F022A22D006	137	F022A38D018
132	F021G3MD033	127	F021H4JA001	131	F021J3LD006	133	F021LTMD018	137	F022A22D018	137	F022A38D030
127	F021G4JA001	127	F021H4JA006	131	F021J3LD018	133	F021LTMD030	137	F022A22D030	137	F022A38D033
127	F021G4JA006	127	F021H4JA018	131	F021J3LD030	133	F021LTMD033	137	F022A22D033	138	F022A39D001
127	F021G4JA018	127	F021H4JA030	131	F021J3LD033	125	F021MRKJ001	138	F022A23D001	138	F022A39D006
127	F021G4JA030	127	F021H4JA033	130	F021J3MA001	125	F021MRKJ006	138	F022A23D006	138	F022A39D018
127	F021G4JA033	128	F021H4KA001	130	F021J3MA006	125	F021MRKJ018	138	F022A23D018	138	F022A39D030
128	F021G4KA001	128	F021H4KA006	130	F021J3MA018	125	F021MRKJ030	138	F022A23D030	138	F022A39D033
128	F021G4KA006	128	F021H4KA018	130	F021J3MA030	125	F021MRKJ033	138	F022A23D033	136	F022A41D001
128	F021G4KA018	128	F021H4KA030	130	F021J3MA033	125	F021MRLJ001	136	F022A24D001	136	F022A41D006
128	F021G4KA030	128	F021H4KA033	132	F021J3MD001	125	F021MRLJ006	136	F022A24D006	136	F022A41D018
128	F021G4KA033	129	F021H4LA001	132	F021J3MD006	125	F021MRLJ018	136	F022A24D018	136	F022A41D030
131	F021G4KD001	129	F021H4LA006	132	F021J3MD018	125	F021MRLJ030	136	F022A24D030	136	F022A41D033
131	F021G4KD006	129	F021H4LA018	132	F021J3MD030	125	F021MRLJ033	136	F022A24D033	137	F022A42D001
131	F021G4KD018	129	F021H4LA030	132	F021J3MD033	125	F021MRMJ001	137	F022A25D001	137	F022A42D006
131	F021G4KD030	129	F021H4LA033	127	F021J4JA001	125	F021MRMJ006	137	F022A25D006	137	F022A42D018
131	F021G4KD033	130	F021H4MA001	127	F021J4JA006	125	F021MRMJ018	137	F022A25D018	137	F022A42D030
129	F021G4LA001	130	F021H4MA006	127	F021J4JA018	125	F021MRMJ030	137	F022A25D030	137	F022A42D033
129	F021G4LA006	130	F021H4MA018	127	F021J4JA030	125	F021MRMJ033	137	F022A25D033	138	F022A43D001
129	F021G4LA018	130	F021H4MA030	127	F021J4JA033	126	F021MWKJ001	138	F022A26D001	138	F022A43D006
129	F021G4LA030	130	F021H4MA033	128	F021J4KA001	126	F021MWKJ006	138	F022A26D006	138	F022A43D018
129	F021G4LA033	127	F021J2JA001	128	F021J4KA006	126	F021MWKJ018	138	F022A26D018	138	F022A43D030
131	F021G4LD001	127	F021J2JA006	128	F021J4KA018	126	F021MWKJ030	138	F022A26D030	138	F022A43D033
131	F021G4LD006	127	F021J2JA018	128	F021J4KA030	126	F021MWKJ033	138	F022A26D033	136	F022A44D001
131	F021G4LD018	127	F021J2JA030	128	F021J4KA033	126	F021MWLJ001	136	F022A27D001	136	F022A44D006
131	F021G4LD030	127	F021J2JA033	131	F021J4KD001	126	F021MWLJ006	136	F022A27D006	136	F022A44D018
131	F021G4LD033	128	F021J2KA001	131	F021J4KD006	126	F021MWLJ018	136	F022A27D018	136	F022A44D030
130	F021G4MA001	128	F021J2KA006	131	F021J4KD018	126	F021MWLJ030	136	F022A27D030	136	F022A44D033
130	F021G4MA006	128	F021J2KA018	131	F021J4KD030	126	F021MWLJ033	136	F022A27D033	137	F022A45D001
130	F021G4MA018	128	F021J2KA030	131	F021J4KD033	126	F021MWMJ001	137	F022A28D001	137	F022A45D006
130	F021G4MA030	128	F021J2KA033	129	F021J4LA001	126	F021MWMJ006	137	F022A28D006	137	F022A45D018
130	F021G4MA033	131	F021J2KD001	129	F021J4LA006	126	F021MWMJ018	137	F022A28D018	137	F022A45D030
132	F021G4MD001	131	F021J2KD006	129	F021J4LA018	126	F021MWMJ030	137	F022A28D030	137	F022A45D033
132	F021G4MD006	131	F021J2KD018	129	F021J4LA030	126	F021MWMJ033	137	F022A28D033	138	F022A46D001
132	F021G4MD018	131	F021J2KD030	129	F021J4LA033	126	F021PTKD001	138	F022A29D001	138	F022A46D006
132	F021G4MD030	131	F021J2KD033	131	F021J4LD001	126	F021PTKD006	138	F022A29D006	138	F022A46D018
132	F021G4MD033	129	F021J2LA001	131	F021J4LD006	126	F021PTKD018	138	F022A29D018	138	F022A46D030
127	F021H2JA001	129	F021J2LA006	131	F021J4LD018	126	F021PTKD030	138	F022A29D030	138	F022A46D033
127	F021H2JA006	129	F021J2LA018	131	F021J4LD030	126	F021PTKD033	138	F022A29D033	136	F022A47D001
127	F021H2JA018	129	F021J2LA030	131	F021J4LD033	126	F021PTLD001	136	F022A31D001	136	F022A47D006
127	F021H2JA030	129	F021J2LA033	130	F021J4MA001	126	F021PTLD006	136	F022A31D006	136	F022A47D018
127	F021H2JA033	131	F021J2LD001	130	F021J4MA006	126	F021PTLD018	136	F022A31D018	136	F022A47D030
128	F021H2KA001	131	F021J2LD006	130	F021J4MA018	126	F021PTLD030	136	F022A31D030	136	F022A47D033
128	F021H2KA006	131	F021J2LD018	130	F021J4MA030	126	F021PTLD033	136	F022A31D033	137	F022A48D001
128	F021H2KA018	131	F021J2LD030	130	F021J4MA033	126	F021PTMD001	137	F022A32D001	137	F022A48D006
128	F021H2KA030	131	F021J2LD033	132	F021J4MD001	126	F021PTMD006	137	F022A32D006	137	F022A48D018
128	F021H2KA033	130	F021J2MA001	132	F021J4MD006	126	F021PTMD018	137	F022A32D018	137	F022A48D030
129	F021H2LA001	130	F021J2MA006	132	F021J4MD018	126	F021PTMD030	137	F022A32D030	137	F022A48D033
129	F021H2LA006	130	F021J2MA018	132	F021J4MD030	126	F021PTMD033	137	F022A32D033	138	F022A49D001
129	F021H2LA018	130	F021J2MA030	132	F021J4MD033	126	F021QTKD001	138	F022A33D001	138	F022A49D006
129	F021H2LA030	130	F021J2MA033	133	F021KTKD001	126	F021QTKD006	138	F022A33D006	138	F022A49D018
129	F021H2LA033	132	F021J2MD001	133	F021KTKD006	126	F021QTKD018	138	F022A33D018	138	F022A49D030
130	F021H2MA001	132	F021J2MD006	133	F021KTKD018	126	F021QTKD030	138	F022A33D030	138	F022A49D033
130	F021H2MA006	132	F021J2MD018	133	F021KTKD030	126	F021QTKD033	138	F022A33D033	136	F022B21D001
130	F021H2MA018	132	F021J2MD030	133	F021KTKD033	126	F021QTLD001	136	F022A34D001	136	F022B21D006
130	F021H2MA030	132	F021J2MD033	133	F021KTLD001	126	F021QTLD006	136	F022A34D006	136	F022B21D018
130	F021H2MA033	127	F021J3JA001	133	F021KTLD006	126	F021QTLD018	136	F022A34D018	136	F022B21D030
127	F021H3JA001	127	F021J3JA006	133	F021KTLD018	126	F021QTLD030	136	F022A34D030	136	F022B21D033
127	F021H3JA006	127	F021J3JA018	133	F021KTLD030	126	F021QTLD033	136	F022A34D033	137	F022B22D001
127	F021H3JA018	127	F021J3JA030	133	F021KTLD033	126	F021QTMD001	137	F022A35D001	137	F022B22D006
127	F021H3JA030	127	F021J3JA033	133	F021KTMD001	126	F021QTMD006	137	F022A35D006	137	F022B22D018
127	F021H3JA033	128	F021J3KA001	133	F021KTMD006	126	F021QTMD018	137	F022A35D018	137	F022B22D030
128	F021H3KA001	128	F021J3KA006	133	F021KTMD018	126	F021QTMD030	137	F022A35D030	137	F022B22D033
128	F021H3KA006	128	F021J3KA018	133	F021KTMD030	126	F021QTMD033	137	F022A35D033	138	F022B23D001
128	F021H3KA018	128	F021J3KA030	133	F021KTMD033	110	F021Z01000	138	F022A36D001	138	F022B23D006

Page	Reference	Page	Reference	Page	Reference	Page	Reference	Page	Reference	Page	Reference
138	F022B23D018	138	F022B39D030	140	F022FTCD033	88	F1113001	89	F1118001-300	90	F1141001-310
138	F022B23D030	138	F022B39D033	139	F022GW1J001	88	F1113001-300	89	F1118001-310	90	F1141006
138	F022B23D033	136	F022B41D001	139	F022GW1J006	88	F1113001-310	89	F1118006	90	F1141006-300
136	F022B24D001	136	F022B41D006	139	F022GW1J018	88	F1113006	89	F1118006-300	90	F1141006-310
136	F022B24D006	136	F022B41D018	139	F022GW1J030	88	F1113006-300	89	F1118006-310	90	F1141018
136	F022B24D018	136	F022B41D030	139	F022GW1J033	88	F1113006-310	89	F1118018	90	F1141018-300
136	F022B24D030	136	F022B41D033	139	F022GW2J001	88	F1113018	89	F1118018-300	90	F1141018-310
136	F022B24D033	137	F022B42D001	139	F022GW2J006	88	F1113018-300	89	F1118018-310	90	F1141030
137	F022B25D001	137	F022B42D006	139	F022GW2J018	88	F1113018-310	89	F1118030	90	F1141030-300
137	F022B25D006	137	F022B42D018	139	F022GW2J030	88	F1113030	89	F1118030-300	90	F1141030-310
137	F022B25D018	137	F022B42D030	139	F022GW2J033	88	F1113030-300	89	F1118030-310	90	F1141033
137	F022B25D030	137	F022B42D033	139	F022GW3J001	88	F1113030-310	89	F1118033	90	F1141033-300
137	F022B25D033	138	F022B43D001	139	F022GW3J006	88	F1113033	89	F1118033-300	90	F1141033-310
138	F022B26D001	138	F022B43D006	139	F022GW3J018	88	F1113033-300	89	F1118033-310	90	F1142001
138	F022B26D006	138	F022B43D018	139	F022GW3J030	88	F1113033-310	89	F1119001	90	F1142001-300
138	F022B26D018	138	F022B43D030	139	F022GW3J033	88	F1114001	89	F1119001-300	90	F1142001-310
138	F022B26D030	138	F022B43D033	139	F022GW4J001	88	F1114001-300	89	F1119001-310	90	F1142006
138	F022B26D033	136	F022B44D001	139	F022GW4J006	88	F1114001-310	89	F1119006	90	F1142006-300
136	F022B27D001	136	F022B44D006	139	F022GW4J018	88	F1114006	89	F1119006-300	90	F1142006-310
136	F022B27D006	136	F022B44D018	139	F022GW4J030	88	F1114006-300	89	F1119006-310	90	F1142018
136	F022B27D018	136	F022B44D030	139	F022GW4J033	88	F1114006-310	89	F1119018	90	F1142018-300
136	F022B27D030	136	F022B44D033	139	F022GW5J001	88	F1114018	89	F1119018-300	90	F1142018-310
136	F022B27D033	137	F022B45D001	139	F022GW5J006	88	F1114018-300	89	F1119018-310	90	F1142030
137	F022B28D001	137	F022B45D006	139	F022GW5J018	88	F1114018-310	89	F1119030	90	F1142030-300
137	F022B28D006	137	F022B45D018	139	F022GW5J030	88	F1114030	89	F1119030-300	90	F1142030-310
137	F022B28D018	137	F022B45D030	139	F022GW5J033	88	F1114030-300	89	F1119030-310	90	F1142033
137	F022B28D030	137	F022B45D033	139	F022GW6J001	88	F1114030-310	89	F1119033	90	F1142033-300
137	F022B28D033	138	F022B46D001	139	F022GW6J006	88	F1114033	89	F1119033-300	90	F1142033-310
138	F022B29D001	138	F022B46D006	139	F022GW6J018	88	F1114033-300	89	F1119033-310	90	F1143001
138	F022B29D006	138	F022B46D018	139	F022GW6J030	88	F1114033-310	89	F1120001	90	F1143001-300
138	F022B29D018	138	F022B46D030	139	F022GW6J033	88	F1115001	89	F1120001-300	90	F1143001-310
138	F022B29D030	138	F022B46D033	88	F1110001	88	F1115001-300	89	F1120001-310	90	F1143006
138	F022B29D033	136	F022B47D001	88	F1110001-300	88	F1115001-310	89	F1120006	90	F1143006-300
136	F022B31D001	136	F022B47D006	88	F1110001-310	88	F1115006	89	F1120006-300	90	F1143006-310
136	F022B31D006	136	F022B47D018	88	F1110006	88	F1115006-300	89	F1120006-310	90	F1143018
136	F022B31D018	136	F022B47D030	88	F1110006-300	88	F1115006-310	89	F1120018	90	F1143018-300
136	F022B31D030	136	F022B47D033	88	F1110006-310	88	F1115018	89	F1120018-300	90	F1143018-310
136	F022B31D033	137	F022B48D001	88	F1110018	88	F1115018-300	89	F1120018-310	90	F1143030
137	F022B32D001	137	F022B48D006	88	F1110018-300	88	F1115018-310	89	F1120030	90	F1143030-300
137	F022B32D006	137	F022B48D018	88	F1110018-310	88	F1115030	89	F1120030-300	90	F1143030-310
137	F022B32D018	137	F022B48D030	88	F1110030	88	F1115030-300	89	F1120030-310	90	F1143033
137	F022B32D030	137	F022B48D033	88	F1110030-300	88	F1115030-310	89	F1120033	90	F1143033-300
137	F022B32D033	138	F022B49D001	88	F1110030-310	88	F1115033	89	F1120033-300	90	F1143033-310
138	F022B33D001	138	F022B49D006	88	F1110033	88	F1115033-300	89	F1120033-310	90	F1144001
138	F022B33D006	138	F022B49D018	88	F1110033-300	88	F1115033-310	89	F1121001	90	F1144001-300
138	F022B33D018	138	F022B49D030	88	F1110033-310	89	F1116001	89	F1121001-300	90	F1144001-310
138	F022B33D030	138	F022B49D033	88	F1111001	89	F1116001-300	89	F1121001-310	90	F1144006
138	F022B33D033	140	F022ETAD001	88	F1111001-300	89	F1116001-310	89	F1121006	90	F1144006-300
136	F022B34D001	140	F022ETAD006	88	F1111001-310	89	F1116006	89	F1121006-300	90	F1144006-310
136	F022B34D006	140	F022ETAD018	88	F1111006	89	F1116006-300	89	F1121006-310	90	F1144018
136	F022B34D018	140	F022ETAD030	88	F1111006-300	89	F1116006-310	89	F1121018	90	F1144018-300
136	F022B34D030	140	F022ETAD033	88	F1111006-310	89	F1116018	89	F1121018-300	90	F1144018-310
136	F022B34D033	140	F022ETBD001	88	F1111018	89	F1116018-300	89	F1121018-310	90	F1144030
137	F022B35D001	140	F022ETBD006	88	F1111018-300	89	F1116018-310	89	F1121030	90	F1144030-300
137	F022B35D006	140	F022ETBD018	88	F1111018-310	89	F1116030	89	F1121030-300	90	F1144030-310
137	F022B35D018	140	F022ETBD030	88	F1111030	89	F1116030-300	89	F1121030-310	90	F1144033
137	F022B35D030	140	F022ETBD033	88	F1111030-300	89	F1116030-310	89	F1121033	90	F1144033-300
137	F022B35D033	140	F022ETCD001	88	F1111030-310	89	F1116033	89	F1121033-300	90	F1144033-310
138	F022B36D001	140	F022ETCD006	88	F1111033	89	F1116033-300	89	F1121033-310	90	F1145001
138	F022B36D006	140	F022ETCD018	88	F1111033-300	89	F1116033-310	90	F1140001	90	F1145001-300
138	F022B36D018	140	F022ETCD030	88	F1111033-310	89	F1117001	90	F1140001-300	90	F1145001-310
138	F022B36D030	140	F022ETCD033	88	F1112001	89	F1117001-300	90	F1140001-310	90	F1145006
138	F022B36D033	140	F022FTAD001	88	F1112001-300	89	F1117001-310	90	F1140006	90	F1145006-300
136	F022B37D001	140	F022FTAD006	88	F1112001-310	89	F1117006	90	F1140006-300	90	F1145006-310
136	F022B37D006	140	F022FTAD018	88	F1112006	89	F1117006-300	90	F1140006-310	90	F1145018
136	F022B37D018	140	F022FTAD030	88	F1112006-300	89	F1117006-310	90	F1140018	90	F1145018-300
136	F022B37D030	140	F022FTAD033	88	F1112006-310	89	F1117018	90	F1140018-300	90	F1145018-310
136	F022B37D033	140	F022FTBD001	88	F1112018	89	F1117018-300	90	F1140018-310	90	F1145030
137	F022B38D001	140	F022FTBD006	88	F1112018-300	89	F1117018-310	90	F1140030	90	F1145030-300
137	F022B38D006	140	F022FTBD018	88	F1112018-310	89	F1117030	90	F1140030-300	90	F1145030-310
137	F022B38D018	140	F022FTBD030	88	F1112030	89	F1117030-300	90	F1140030-310	90	F1145033
137	F022B38D030	140	F022FTBD033	88	F1112030-300	89	F1117030-310	90	F1140033	90	F1145033-300
137	F022B38D033	140	F022FTCD001	88	F1112030-310	89	F1117033	90	F1140033-300	90	F1145033-310
138	F022B39D001	140	F022FTCD006	88	F1112033	89	F1117033-300	90	F1140033-310	91	F1146001
138	F022B39D006	140	F022FTCD018	88	F1112033-300	89	F1117033-310	90	F1141001	91	F1146001-300
138	F022B39D018	140	F022FTCD030	88	F1112033-310	89	F1118001	90	F1141001-300	91	F1146001-310

Page	Reference	Page	Reference	Page	Reference	Page	Reference	Page	Reference	Page	Reference
91	F1146006	91	F1151006-300	92	F1174006-310	93	F1179018	39	F1214033	40	F1233030-300
91	F1146006-300	91	F1151006-310	92	F1174018	93	F1179018-300	39	F1215001	40	F1233030-310
91	F1146006-310	91	F1151018	92	F1174018-300	93	F1179018-310	39	F1215006	40	F1233033
91	F1146018	91	F1151018-300	92	F1174018-310	93	F1179030	39	F1215018	40	F1233033-300
91	F1146018-300	91	F1151018-310	92	F1174030	93	F1179030-300	39	F1215030	40	F1233033-310
91	F1146018-310	91	F1151030	92	F1174030-300	93	F1179030-310	39	F1215033	40	F1234001
91	F1146030	91	F1151030-300	92	F1174030-310	93	F1179033	39	F1216001	40	F1234001-300
91	F1146030-300	91	F1151030-310	92	F1174033	93	F1179033-300	39	F1216006	40	F1234001-310
91	F1146030-310	91	F1151033	92	F1174033-300	93	F1179033-310	39	F1216018	40	F1234006
91	F1146033	91	F1151033-300	92	F1174033-310	93	F1180001	39	F1216030	40	F1234006-300
91	F1146033-300	91	F1151033-310	92	F1175001	93	F1180001-300	39	F1216033	40	F1234006-310
91	F1146033-310	92	F1170001	92	F1175001-300	93	F1180001-310	39	F1217001	40	F1234018
91	F1147001	92	F1170001-300	92	F1175001-310	93	F1180006	39	F1217006	40	F1234018-300
91	F1147001-300	92	F1170001-310	92	F1175006	93	F1180006-300	39	F1217018	40	F1234018-310
91	F1147001-310	92	F1170006	92	F1175006-300	93	F1180006-310	39	F1217030	40	F1234030
91	F1147006	92	F1170006-300	92	F1175006-310	93	F1180018	39	F1217033	40	F1234030-300
91	F1147006-300	92	F1170006-310	92	F1175018	93	F1180018-300	39	F1218001	40	F1234030-310
91	F1147006-310	92	F1170018	92	F1175018-300	93	F1180018-310	39	F1218006	40	F1234033
91	F1147018	92	F1170018-300	92	F1175018-310	93	F1180030	39	F1218018	40	F1234033-300
91	F1147018-300	92	F1170018-310	92	F1175030	93	F1180030-300	39	F1218030	40	F1234033-310
91	F1147018-310	92	F1170030	92	F1175030-300	93	F1180030-310	39	F1218033	40	F1235001
91	F1147030	92	F1170030-300	92	F1175030-310	93	F1180033	40	F1230001	40	F1235001-300
91	F1147030-300	92	F1170030-310	92	F1175033	93	F1180033-300	40	F1230001-300	40	F1235001-310
91	F1147030-310	92	F1170033	92	F1175033-300	93	F1180033-310	40	F1230001-310	40	F1235006
91	F1147033	92	F1170033-300	92	F1175033-310	93	F1181001	40	F1230006	40	F1235006-300
91	F1147033-300	92	F1170033-310	93	F1176001	93	F1181001-300	40	F1230006-300	40	F1235006-310
91	F1147033-310	92	F1171001	93	F1176001-300	93	F1181001-310	40	F1230006-310	40	F1235018
91	F1148001	92	F1171001-300	93	F1176001-310	93	F1181006	40	F1230018	40	F1235018-300
91	F1148001-300	92	F1171001-310	93	F1176006	93	F1181006-300	40	F1230018-300	40	F1235018-310
91	F1148001-310	92	F1171006	93	F1176006-300	93	F1181006-310	40	F1230018-310	40	F1235030
91	F1148006	92	F1171006-300	93	F1176006-310	93	F1181018	40	F1230030	40	F1235030-300
91	F1148006-300	92	F1171006-310	93	F1176018	93	F1181018-300	40	F1230030-300	40	F1235030-310
91	F1148006-310	92	F1171018	93	F1176018-300	93	F1181018-310	40	F1230030-310	40	F1235033
91	F1148018	92	F1171018-300	93	F1176018-310	93	F1181030	40	F1230033	40	F1235033-300
91	F1148018-300	92	F1171018-310	93	F1176030	93	F1181030-300	40	F1230033-300	40	F1235033-310
91	F1148018-310	92	F1171030	93	F1176030-300	93	F1181030-310	40	F1230033-310	40	F1236001
91	F1148030	92	F1171030-300	93	F1176030-310	93	F1181033	40	F1231001	40	F1236001-300
91	F1148030-300	92	F1171030-310	93	F1176033	93	F1181033-300	40	F1231001-300	40	F1236001-310
91	F1148030-310	92	F1171033	93	F1176033-300	93	F1181033-310	40	F1231001-310	40	F1236006
91	F1148033	92	F1171033-300	93	F1176033-310	110	F1203001	40	F1231006	40	F1236006-300
91	F1148033-300	92	F1171033-310	93	F1177001	110	F1203006	40	F1231006-300	40	F1236006-310
91	F1148033-310	92	F1172001	93	F1177001-300	110	F1203018	40	F1231006-310	40	F1236018
91	F1149001	92	F1172001-300	93	F1177001-310	110	F1203030	40	F1231018	40	F1236018-300
91	F1149001-300	92	F1172001-310	93	F1177006	110	F1203033	40	F1231018-300	40	F1236018-310
91	F1149001-310	92	F1172006	93	F1177006-300	110	F1204001	40	F1231018-310	40	F1236030
91	F1149006	92	F1172006-300	93	F1177006-310	110	F1204006	40	F1231030	40	F1236030-300
91	F1149006-300	92	F1172006-310	93	F1177018	110	F1204018	40	F1231030-300	40	F1236030-310
91	F1149006-310	92	F1172018	93	F1177018-300	110	F1204030	40	F1231030-310	40	F1236033
91	F1149018	92	F1172018-300	93	F1177018-310	110	F1204033	40	F1231033	40	F1236033-300
91	F1149018-300	92	F1172018-310	93	F1177030	43	F1207000	40	F1231033-300	40	F1236033-310
91	F1149018-310	92	F1172030	93	F1177030-300	43	F1208000	40	F1231033-310	40	F1237001
91	F1149030	92	F1172030-300	93	F1177030-310	38	F1209000	40	F1232001	40	F1237001-300
91	F1149030-300	92	F1172030-310	93	F1177033	39	F1210001	40	F1232001-300	40	F1237001-310
91	F1149030-310	92	F1172033	93	F1177033-300	39	F1210006	40	F1232001-310	40	F1237006
91	F1149033	92	F1172033-300	93	F1177033-310	39	F1210018	40	F1232006	40	F1237006-300
91	F1149033-300	92	F1172033-310	93	F1178001	39	F1210030	40	F1232006-300	40	F1237006-310
91	F1149033-310	92	F1173001	93	F1178001-300	39	F1210033	40	F1232006-310	40	F1237018
91	F1150001	92	F1173001-300	93	F1178001-310	39	F1211001	40	F1232018	40	F1237018-300
91	F1150001-300	92	F1173001-310	93	F1178006	39	F1211006	40	F1232018-300	40	F1237018-310
91	F1150001-310	92	F1173006	93	F1178006-300	39	F1211018	40	F1232018-310	40	F1237030
91	F1150006	92	F1173006-300	93	F1178006-310	39	F1211030	40	F1232030	40	F1237030-300
91	F1150006-300	92	F1173006-310	93	F1178018	39	F1211033	40	F1232030-300	40	F1237030-310
91	F1150006-310	92	F1173018	93	F1178018-300	39	F1212001	40	F1232030-310	40	F1237033
91	F1150018	92	F1173018-300	93	F1178018-310	39	F1212006	40	F1232033	40	F1237033-300
91	F1150018-300	92	F1173018-310	93	F1178030	39	F1212018	40	F1232033-300	40	F1237033-310
91	F1150018-310	92	F1173030	93	F1178030-300	39	F1212030	40	F1232033-310	40	F1238001
91	F1150030	92	F1173030-300	93	F1178030-310	39	F1212033	40	F1233001	40	F1238001-300
91	F1150030-300	92	F1173030-310	93	F1178033	39	F1213001	40	F1233001-300	40	F1238001-310
91	F1150030-310	92	F1173033	93	F1178033-300	39	F1213006	40	F1233001-310	40	F1238006
91	F1150033	92	F1173033-300	93	F1178033-310	39	F1213018	40	F1233006	40	F1238006-300
91	F1150033-300	92	F1173033-310	93	F1179001	39	F1213030	40	F1233006-300	40	F1238006-310
91	F1150033-310	92	F1174001	93	F1179001-300	39	F1213033	40	F1233006-310	40	F1238018
91	F1151001	92	F1174001-300	93	F1179001-310	39	F1214001	40	F1233018	40	F1238018-300
91	F1151001-300	92	F1174001-310	93	F1179006	39	F1214006	40	F1233018-300	40	F1238018-310
91	F1151001-310	92	F1174006	93	F1179006-300	39	F1214018	40	F1233018-310	40	F1238030
91	F1151006	92	F1174006-300	93	F1179006-310	39	F1214030	40	F1233030	40	F1238030-300

Page	Reference	Page	Reference	Page	Reference	Page	Reference	Page	Reference	Page	Reference
40	F1238030-310	42	F1271033	42	F1276033-300	70	F1315033-310	156	F2251030	82	F4355018
40	F1238033	42	F1271033-300	42	F1276033-310	70	F1315087	156	F2251033	82	F4355018-300
40	F1238033-300	42	F1271033-310	42	F1277001	70	F1315087-300	156	F2252001	82	F4355018-310
40	F1238033-310	42	F1272001	42	F1277001-300	70	F1315087-310	156	F2252006	82	F4355030
41	F1250001	42	F1272001-300	42	F1277001-310	70	F1315089	156	F2252018	82	F4355030-300
41	F1250006	42	F1272001-310	42	F1277006	70	F1315089-300	156	F2252030	82	F4355030-310
41	F1250018	42	F1272006	42	F1277006-300	70	F1315089-310	156	F2252033	82	F4355033
41	F1250030	42	F1272006-300	42	F1277006-310	70	F1315090	156	F2260001	82	F4355033-300
41	F1250033	42	F1272006-310	42	F1277018	70	F1315090-300	156	F2260006	82	F4355033-310
41	F1251001	42	F1272018	42	F1277018-300	70	F1315090-310	156	F2260018	83	F4356001
41	F1251006	42	F1272018-300	42	F1277018-310	70	F1316000	156	F2260030	83	F4356001-300
41	F1251018	42	F1272018-310	42	F1277030	70	F1316000-300	156	F2260033	83	F4356001-310
41	F1251030	42	F1272030	42	F1277030-300	70	F1316000-310	156	F2261001	83	F4356006
41	F1251033	42	F1272030-300	42	F1277030-310	70	F1316001	156	F2261006	83	F4356006-300
41	F1252001	42	F1272030-310	42	F1277033	70	F1316001-300	156	F2261018	83	F4356006-310
41	F1252006	42	F1272033	42	F1277033-300	70	F1316001-310	156	F2261030	83	F4356018
41	F1252018	42	F1272033-300	42	F1277033-310	70	F1316006	156	F2261033	83	F4356018-300
41	F1252030	42	F1272033-310	42	F1278001	70	F1316006-300	156	F2262001	83	F4356018-310
41	F1252033	42	F1273001	42	F1278001-300	70	F1316006-310	156	F2262006	83	F4356030
41	F1253001	42	F1273001-300	42	F1278001-310	70	F1316018	156	F2262018	83	F4356030-300
41	F1253006	42	F1273001-310	42	F1278006	70	F1316018-300	156	F2262030	83	F4356030-310
41	F1253018	42	F1273006	42	F1278006-300	70	F1316018-310	156	F2262033	83	F4356033
41	F1253030	42	F1273006-300	42	F1278006-310	70	F1316030	83	F4301000	83	F4356033-300
41	F1253033	42	F1273006-310	42	F1278018	70	F1316030-300	83	F4302000	83	F4356033-310
41	F1254001	42	F1273018	42	F1278018-300	70	F1316030-310	83	F4303000	83	F4357001
41	F1254006	42	F1273018-300	42	F1278018-310	70	F1316033	82	F4350001	83	F4357001-300
41	F1254018	42	F1273018-310	42	F1278030	70	F1316033-300	82	F4350006	83	F4357001-310
41	F1254030	42	F1273030	42	F1278030-300	70	F1316033-310	82	F4350018	83	F4357006
41	F1254033	42	F1273030-300	42	F1278030-310	70	F1316087	82	F4350030	83	F4357006-300
41	F1255001	42	F1273030-310	42	F1278033	70	F1316087-300	82	F4350033	83	F4357006-310
41	F1255006	42	F1273033	42	F1278033-300	70	F1316087-310	82	F4351001	83	F4357018
41	F1255018	42	F1273033-300	42	F1278033-310	70	F1316089	82	F4351006	83	F4357018-300
41	F1255030	42	F1273033-310	70	F1310000	70	F1316089-300	82	F4351018	83	F4357018-310
41	F1255033	42	F1274001	70	F1310001	70	F1316089-310	82	F4351030	83	F4357030
41	F1256001	42	F1274001-300	70	F1310006	70	F1316090	82	F4351033	83	F4357030-300
41	F1256006	42	F1274001-310	70	F1310018	70	F1316090-300	82	F4352001	83	F4357030-310
41	F1256018	42	F1274006	70	F1310030	70	F1316090-310	82	F4352006	83	F4357033
41	F1256030	42	F1274006-300	70	F1310033	70	F1317000	82	F4352018	83	F4357033-300
41	F1256033	42	F1274006-310	70	F1310087	70	F1317000-300	82	F4352030	83	F4357033-310
41	F1257001	42	F1274018	70	F1310089	70	F1317000-310	82	F4352033	83	F4358001
41	F1257006	42	F1274018-300	70	F1310090	70	F1317001	82	F4353001	83	F4358001-300
41	F1257018	42	F1274018-310	70	F1311000	70	F1317001-300	82	F4353001-300	83	F4358001-310
41	F1257030	42	F1274030	70	F1311001	70	F1317001-310	82	F4353001-310	83	F4358006
41	F1257033	42	F1274030-300	70	F1311006	70	F1317006	82	F4353006	83	F4358006-300
41	F1258001	42	F1274030-310	70	F1311018	70	F1317006-300	82	F4353006-300	83	F4358006-310
41	F1258006	42	F1274033	70	F1311030	70	F1317006-310	82	F4353006-310	83	F4358018
41	F1258018	42	F1274033-300	70	F1311033	70	F1317018	82	F4353018	83	F4358018-300
41	F1258030	42	F1274033-310	70	F1311087	70	F1317018-300	82	F4353018-300	83	F4358018-310
41	F1258033	42	F1275001	70	F1311089	70	F1317018-310	82	F4353018-310	83	F4358030
42	F1270001	42	F1275001-300	70	F1311090	70	F1317030	82	F4353030	83	F4358030-300
42	F1270001-300	42	F1275001-310	70	F1312000	70	F1317030-300	82	F4353030-300	83	F4358030-310
42	F1270001-310	42	F1275006	70	F1312001	70	F1317030-310	82	F4353030-310	83	F4358033
42	F1270006	42	F1275006-300	70	F1312006	70	F1317033	82	F4353033	83	F4358033-300
42	F1270006-300	42	F1275006-310	70	F1312018	70	F1317033-300	82	F4353033-300	83	F4358033-310
42	F1270006-310	42	F1275018	70	F1312030	70	F1317033-310	82	F4353033-310	151	F4555000
42	F1270018	42	F1275018-300	70	F1312033	70	F1317087	82	F4354001	151	F4556000
42	F1270018-300	42	F1275018-310	70	F1312087	70	F1317087-300	82	F4354001-300	151	F4557000
42	F1270018-310	42	F1275030	70	F1312089	70	F1317087-310	82	F4354001-310	151	F4558000
42	F1270030	42	F1275030-300	70	F1312090	70	F1317089	82	F4354006	151	F4559000
42	F1270030-300	42	F1275030-310	70	F1315000	70	F1317089-300	82	F4354006-300	151	F4560000
42	F1270030-310	42	F1275033	70	F1315000-300	70	F1317089-310	82	F4354006-310	148	F4570015
42	F1270033	42	F1275033-300	70	F1315000-310	70	F1317090	82	F4354018	148	F4570044
42	F1270033-300	42	F1275033-310	70	F1315001	70	F1317090-300	82	F4354018-300	148	F4570046
42	F1270033-310	42	F1276001	70	F1315001-300	70	F1317090-310	82	F4354018-310	148	F4570056
42	F1271001	42	F1276001-300	70	F1315001-310	71	F1318000	82	F4354030	148	F4571015
42	F1271001-300	42	F1276001-310	70	F1315006	38	F1330089	82	F4354030-300	148	F4571044
42	F1271001-310	42	F1276006	70	F1315006-300	38	F1331089	82	F4354030-310	148	F4571046
42	F1271006	42	F1276006-300	70	F1315006-310	38	F1332089	82	F4354033	148	F4571056
42	F1271006-300	42	F1276006-310	70	F1315018	156	F2250001	82	F4354033-300	148	F4572015
42	F1271006-310	42	F1276018	70	F1315018-300	156	F2250006	82	F4354033-310	148	F4572044
42	F1271018	42	F1276018-300	70	F1315018-310	156	F2250018	82	F4355001	148	F4572046
42	F1271018-300	42	F1276018-310	70	F1315030	156	F2250030	82	F4355001-300	148	F4572056
42	F1271018-310	42	F1276030	70	F1315030-300	156	F2250033	82	F4355001-310	148	F4573015
42	F1271030	42	F1276030-300	70	F1315030-310	156	F2251001	82	F4355006	148	F4573044
42	F1271030-300	42	F1276030-310	70	F1315033	156	F2251006	82	F4355006-300	148	F4573046
42	F1271030-310	42	F1276033	70	F1315033-300	156	F2251018	82	F4355006-310	148	F4573056

Page	Reference	Page	Reference	Page	Reference	Page	Reference
148	F4574015	149	F4583046-310	150	F4590015	150	F4596044-300
148	F4574044	149	F4583056	150	F4590015-300	150	F4596044-310
148	F4574046	149	F4583056-300	150	F4590015-310	150	F4596046
148	F4574056	149	F4583056-310	150	F4590044	150	F4596046-300
148	F4575015	149	F4584015	150	F4590044-300	150	F4596046-310
148	F4575044	149	F4584015-300	150	F4590044-310	150	F4596056
148	F4575046	149	F4584015-310	150	F4590046	150	F4596056-300
148	F4575056	149	F4584044	150	F4590046-300	150	F4596056-310
148	F4576015	149	F4584044-300	150	F4590046-310	151	F4597000
148	F4576044	149	F4584044-310	150	F4590056	151	F4598000
148	F4576046	149	F4584046	150	F4590056-300	151	F4599000
148	F4576056	149	F4584046-300	150	F4590056-310	76	F5960015
148	F4577015	149	F4584046-310	150	F4591015	76	F5960044
148	F4577044	149	F4584056	150	F4591015-300	76	F5960046
148	F4577046	149	F4584056-300	150	F4591015-310	76	F5960056
148	F4577056	149	F4584056-310	150	F4591044	76	F5961015
148	F4578015	149	F4585015	150	F4591044-300	76	F5961044
148	F4578044	149	F4585015-300	150	F4591044-310	76	F5961046
148	F4578046	149	F4585015-310	150	F4591046	76	F5961056
148	F4578056	149	F4585044	150	F4591046-300	77	F5962000
149	F4579015	149	F4585044-300	150	F4591046-310	76	F5970015
149	F4579015-300	149	F4585044-310	150	F4591056	76	F5970044
149	F4579015-310	149	F4585046	150	F4591056-300	76	F5970046
149	F4579044	149	F4585046-300	150	F4591056-310	76	F5970056
149	F4579044-300	149	F4585046-310	150	F4592015	76	F5971015
149	F4579044-310	149	F4585056	150	F4592015-300	76	F5971044
149	F4579046	149	F4585056-300	150	F4592015-310	76	F5971046
149	F4579046-300	149	F4585056-310	150	F4592044	76	F5971056
149	F4579046-310	149	F4586015	150	F4592044-300	76	F5980015
149	F4579056	149	F4586015-300	150	F4592044-310	76	F5980044
149	F4579056-300	149	F4586015-310	150	F4592046	76	F5980046
149	F4579056-310	149	F4586044	150	F4592046-300	76	F5980056
149	F4580015	149	F4586044-300	150	F4592046-310	76	F5981015
149	F4580015-300	149	F4586044-310	150	F4592056	76	F5981044
149	F4580015-310	149	F4586046	150	F4592056-300	76	F5981046
149	F4580044	149	F4586046-300	150	F4592056-310	76	F5981056
149	F4580044-300	149	F4586046-310	150	F4593015	65	F6268022
149	F4580044-310	149	F4586056	150	F4593015-300	65	F6268041
149	F4580046	149	F4586056-300	150	F4593015-310	65	F6367022
149	F4580046-300	149	F4586056-310	150	F4593044	65	F6367041
149	F4580046-310	149	F4587015	150	F4593044-300	64	F6468022
149	F4580056	149	F4587015-300	150	F4593044-310	64	F6468041
149	F4580056-300	149	F4587015-310	150	F4593046	64	F6469022
149	F4580056-310	149	F4587044	150	F4593046-300	64	F6469041
149	F4581015	149	F4587044-300	150	F4593046-310	17	F990B00A000
149	F4581015-300	149	F4587044-310	150	F4593056	17	F990B01A000
149	F4581015-310	149	F4587046	150	F4593056-300	17	F990B02A000
149	F4581044	149	F4587046-300	150	F4593056-310	17	F990B03A000
149	F4581044-300	149	F4587046-310	150	F4594015	17	F990B04A000
149	F4581044-310	149	F4587056	150	F4594015-300	17	F990B05A000
149	F4581046	149	F4587056-300	150	F4594015-310	110	F990B07A000
149	F4581046-300	149	F4587056-310	150	F4594044	111	F990B08A000
149	F4581046-310	150	F4588015	150	F4594044-300	110	F990B09A000
149	F4581056	150	F4588015-300	150	F4594044-310	135	F990B10A000
149	F4581056-300	150	F4588015-310	150	F4594046	135	F990B11A000
149	F4581056-310	150	F4588044	150	F4594046-300	135	F990B12A000
149	F4582015	150	F4588044-300	150	F4594046-310	135	F990B13A000
149	F4582015-300	150	F4588044-310	150	F4594056	13	F990C00A000
149	F4582015-310	150	F4588046	150	F4594056-300	134	F990C030000
149	F4582044	150	F4588046-300	150	F4594056-310	13	F990C10000
149	F4582044-300	150	F4588046-310	150	F4595015	26	F990E00A000
149	F4582044-310	150	F4588056	150	F4595015-300	26	F990G300000
149	F4582046	150	F4588056-300	150	F4595015-310	110	RF25746
149	F4582046-300	150	F4588056-310	150	F4595044	17	RF25747
149	F4582046-310	150	F4589015	150	F4595044-300	17	RF25748
149	F4582056	150	F4589015-300	150	F4595044-310	17	RF25749
149	F4582056-300	150	F4589015-310	150	F4595046	71	RF25750
149	F4582056-310	150	F4589044	150	F4595046-300	77	RF25752
149	F4583015	150	F4589044-300	150	F4595046-310	71	RF25752
149	F4583015-300	150	F4589044-310	150	F4595056	110	RF25753
149	F4583015-310	150	F4589046	150	F4595056-300	17	RF25754
149	F4583044	150	F4589046-300	150	F4595056-310	17	RF25755
149	F4583044-300	150	F4589046-310	150	F4596015	71	RF25756
149	F4583044-310	150	F4589056	150	F4596015-300	17	RF25757
149	F4583046	150	F4589056-300	150	F4596015-310		
149	F4583046-300	150	F4589056-310	150	F4596044		

Contact Italy
Flos Spa
Via Angelo Faini, 2
25073 Bovezzo (Brescia)
Tel +39 0302438.1
Fax +39 0302438.250
flos.outdoor@flos.com

Distribution Spain
Antares Iluminación S.A.U.
Calle Mallorca, 1
Polígono Industrial Reva
46394 Ribarroja (Valencia)
Tel +34 96 166 95 20
Fax +34 96 166 82 86
flos.architectural@flos.com

Distribution Belgium And Luxembourg
Flos Belux
M +32 474 413 485
Fax +39 0302438.250
flosbelux@flos.com

Distribution France
Flos Projets
20-22, passage Dauphine
75006 Paris
Tel +33 (0)1 40 64 17 44
flos.projets@flos.com

Distribution Germany
Flos G.m.b.H.
Obermünsterstraße 18
93047 Regensburg
Tel: +49-941-630837-00
Fax: +49-941-630837-60
info@flos-gmbh.de

Distribution United Kingdom
Atrium Ltd.
28 Leonard Street
EC2A 4BY London
Tel +44 (0)20 7681 9933
Fax +44 (0)20 7681 9943
flos@atrium.ltd.uk

International Projects UK Division
Tel +44 (0) 7771 871969
flos.international@flos.com

Distribution Denmark
Flos Scandinavia A/S
Sydhavnsgade 28
DK-2450 København SV
Tel +45 (0) 3388 60 00
Fax +45 (0) 3388 60 10
info@flos.dk

Distribution Norway
Flos Norge A/S
SjølystPlass 4
N-0278 Oslo
Tel +47 (0) 2212 86 00
Fax +47 (0) 2212 86 08
info@flos.no

Distribution The Netherlands
Flos BV
Cruquiusweg 109Q
1019 AG Amsterdam
Tel +31 (0) 20 560 50 60
Fax +31 (0) 20 560 50 70
flosnetherlands@flos.com

Distribution U. S. A.
Flos USA Inc.
110 York Street - 5th Floor
Brooklyn, NY 11201
Tel +1 (718) 875-3472
Fax +1 (718) 875-3473
info@flosusa.com

Distribution Japan
Flos Co., Ltd.
PMC Building 9F
1-23-5 Higashiazabu Minato-Ku
Tokyo 104-0044
Tel +81 (0) 3 35 82 14 68
Fax +81 (0) 3 35 82 09 74
info@flosjapan.com

Distribution Far East
Flos Representative Office 1,
Commonwealth Lane #08-12
149544 Singapore
Tel +65 (0) 6372 1495
Fax +65 (0) 6372 7607
flosasia@flos.com

Distribution China
Flos illumination Shanghai Co Ltd
Unit 2299, 22nd floor,
68 Yin Cheng Road,
Shanghai 200120, China
Tel +86-21-61946740
Fax +86-21-61946699
floschina@flos.com

Distribution Latin America
Flos LatAm
Mob: +54 9 11 6817 8543
alessandro.ficco@flos.com

Showroom Milano
Corso Monforte, 15
20122 Milano
Tel +39 02 79 84 57
Fax +39 02 89 78 56 41
contract.milano@flos.com

Showroom Copenaghen
Sydhavnsgade 28
DK-2450 København SV
Tel +45 (0) 3388 60 00
Fax +45 (0) 3388 60 10
info@flos.dk

Showroom Amsterdam
Cruquiusweg 109Q
1019 AG Amsterdam
The Netherlands
Tel +31 (0) 20 560 50 60
Fax +31 (0) 20 560 50 70
info@flosmail.nl

Showroom Oslo
Sjølyst Plass 4
N-0278 Oslo
Tel +47 (0) 2212 86 00
Fax +47 (0) 2212 86 08
info@flos.no

Showroom Tokyo
PMC Building 9F
1-23-5 Higashiazabu Minato-Ku
Tokyo 104-0044
Tel +81 (0) 3 35 82 14 68
Fax +81 (0) 3 55 75 70 87
info@flosjapan.com

Showroom France
Flos Projets
20-22, passage Dauphine
75006 Paris
Tel +33 (0)1 40 64 17 44
flos.projets@flos.com

Flagship Store Milano
Corso Monforte, 9 - 20122
Tel +39 02 37011080
Fax +39 02 780833
flosmilano@flos.com

Flagship Store Roma
Via del Babuino, 85 - 00187
Tel +39 06 3207631
Fax +39 06 3207690
flosroma@flos.com

Flagship Store Paris
15, rue de Bourgogne - 75007
Tel +33 (0)1 53 85 49 93
Fax +33 (0)1 53 85 49 99
shop@flos.fr

Flagship Store LYON
17 rue Jarente - 69002
Tel +33 478621301
Fax +33 478622119
lyon@flos.fr

Flagship Store Stockholm
Karlaplan Lützengatan 1 - S-115-20
Tel +46 (0) 8 660 4405
Fax +46 (0) 8 660 7005
info@flos.se

Flagship Store New York
152 Greene Street - NY 10012
Tel +1 212 941 4760
Fax +1 212 941 4763
info@flosusa.com

Art Direction
Omar Sosa

Art Photography
Nicholas Alan Cope

Graphic Design
Studio Omar Sosa

Still Life Photography
Piero Fasanotto

Layout
Flos Architectural Team

Printed
By Graficart - Treviso - Italy

Edition
April 2019
Copyright © Flos 2019
All Rights Reserved

Acknowledgements
Arch. Ricardo Bofill
Mrs Natalia Chiner
Mr Manu Tuytens
Mr and Mrs Taffeiren
Mr Tony Vanwijnsberghe
Mrs Nancy Troch
Mrs Celia Lescouet