The Product Book.

19

iGuzzini

Lighting innovation for people.

iGuzzini

Contents

5 Product Overview Indoor/Outdoor/IoL
18 iGuzzini Experience Suite
28 Quality First
36 Topics 19
54 New Tools 19

Indoor lighting systems


79 Downlights


213 Spotlights and Tracks


279 Low Voltage track systems


321 General lighting systems


365 Pendants


379 Wall / ceiling / floor luminaires

Outdoor lighting systems


427 Pole-mounted systems


539 Linear façade illumination systems


605 Floodlights


663 Recessed luminaires


715 Underwater luminaires


727 Bollards and Systems for residential areas


757 Wall and ceiling-mounted luminaires

IoL


797 Intelligence of Light Solutions


835 Appendix



Terminal 4 Singapore Changi Airport – Singapore
Client: Changi Airport Group
Architectural project: SAA Architects – Architect & Design Consortium
Lighting project: Lichtvision + WSP
General contractor: Takenaka
Interior design: Benoy Limited
Photo: Marc Tey photography

Product Overview - Indoor lighting systems

Downlights
Fixed



106 Laser Blade XS
High Contrast



120 Laser Blade XS
General Lighting
Pro



122 Laser Blade
High Contrast



136 Laser Blade
General Lighting



134 Laser Blade
General Lighting
Pro



140 Laser Blade L
High Contrast



150 Laser Blade XL
High Contrast



92 Laser Blade
Square
High Contrast



92 Laser Blade
Square
High Contrast



92 Laser Blade
Square
High Contras



92 Laser Blade
Square
High Contrast



92 Laser Blade
Square
High Contrast



92 Laser Blade
Square
High Contrast



166 Reflex



166 Reflex
Super Comfort



180 Easy
NEW



192 Laser



192 Laser
Super Comfort



192 Laser

Downlights
Wall Washer



116 Laser Blade XS



112 Laser Blade XS
NEW Super Comfort
LGC



130 Laser Blade



126 Laser Blade
NEW Super Comfort
LGC



140 Laser Blade L



152 Laser Blade XL



96 Laser Blade L
Square



96 Laser Blade
Square



172 Reflex



180 Easy
NEW



206 Laser



206 Laser

Downlights
Adjustable



98 Laser Blade
Square



146 Laser Blade L



154 Laser Blade XL



138 Laser Blade
Adjustable



176 Reflex C.o.B.



184 Pixel Pro



188 Pixel Plus



200 Laser



208 Deep Frame

208 Deep Frame

Product Overview - Indoor lighting systems

Modular systems



158 Laser Blade
System53 High Contrast - Orientable



158 Laser Blade
System53
Wall Washer



158 Laser Blade
System53 Low Contrast iN 30



158 Laser Blade
System53 High Contrast iN 30



158 Laser Blade
System53
adjustable floodlight

Spotlights and Tracks



224 Palco
remote driver



224 Palco recessed
remote driver



234 Palco
built-in driver



238 Palco



244 Palco
Wall Washer



230 Palco
NEW framer ø 19
built-in driver



230 Palco
NEW framer ø 19
recessed remote driver



230 Palco
NEW framer ø 37
remote driver



230 Palco
NEW framer ø 37
recessed remote driver



246 PALCO
NEW framer ø 37



246 Palco
framer ø 99



246 Palco
framer ø 115



251 Le Perroquet



256 Front Light



260 Tecnica Pro



266 View
Opti Linear



270 View
Opti Beam Lens



270 View
Opti Beam Lens



274 Mains Voltage track - ceiling



276 Track
Mains Voltage - recessed

Low Voltage track systems



292 Laser Blade XS Track
Low Voltage
High contrast



292 Laser Blade XS Track
Low Voltage
High contrast



296 Laser Blade XS Track
Low Voltage
General Lighting Pro



297 Laser Blade XS Track
Low Voltage
Wall Washer



292 Laser Blade XS Track
Low Voltage
Pendant



298 Laser Track
NEW Low Voltage
pendant
with decorative ring



298 Laser Track
NEW Low Voltage
pendant



304 Palco Track
Low Voltage



308 Palco track
Low Voltage
Wall Washer



310 Palco track
Low Voltage
Framer ø 19



310 Palco Track
Low Voltage
Framer ø 37



312 View
NEW Low Voltage



312 View
NEW Low Voltage



316 Track
Low Voltage
Ceiling



316 Track
Low Voltage
recessed

General lighting systems
Pendants



330 Isola
NEW



334 iPlan



338 iPlan Easy



338 iPlan Easy



340 iPlan Access
NEW



340 iPlan Access
NEW



346 iN 30
High Contrast
UGR<19



346 iN 30
General Lighting
Low Contrast



349 iN 60
General Lighting
Low Contrast



349 iN 60
High Contrast
UGR<19



349 iN 60
Wall Washer



358 iN 90
General Lighting
Low Contrast



358 iN 90
High Contrast
UGR<19

Recessed



346 iN 30
High Contrast
UGR<10



346 iN 30
General Lighting
Low Contrast



371 iN 60
General Lighting
Low Contrast



371 iN 60
UGR<19



371 iN 60
Wall Washer



380 iN 90
General Lighting
Low Contrast



380 iN90
UGR<19



330 Isola
NEW



334 iPlan



338 iPlan Easy



338 iPlan Easy



340 iPlan Access
NEW



340 iPlan Access
NEW



158 Laser Blade
System53
Low Contrast

Pendants



371 Laser Blade XS



374 Laser
NEW with decorative ring



374 Laser
NEW



368 iSign



366 Gem



396 iRoll



251 Le Perroquet



256 Front Light

Wall / ceiling / floor luminaires



384 Laser Blade XS
High Contrast



384 Laser Blade XS
High Contrast



384 Laser Blade XS
NEW High Contrast



388 Laser Blade XS
General Lighting
Pro



388 Laser Blade XS
NEW General Lighting
Pro

390 Laser Blade XS
Wall Washer

390 Laser Blade XS
NEW Wall Washer
Super Comfort
LGC

Product Overview - Indoor lighting systems

Wall / ceiling / floor luminaires



392 Laser
NEW with decorative ring



392 Laser
NEW



346 iN30
High Contrast
UGR<19



346 iN30
General Lighting
Low Contrast



349 iN60
Low Contrast
UGR<19



349 iN 60
Wall Washer



358 iN 90
General Lighting
Low Contrast



358 iN90
Low Contrast
UGR<19



368 iSign



338 iPlan Easy



338 iPlan Easy



340 iPlan Access
NEW



340 iPlan Access
NEW



768 iPro



398 Cup



400 Motus Led



402 Bos



396 iRoll



396 iRoll



251 Le Perroquet



266 View



334 iPlan



672 Light Up Orbit
body in stainless steel



672 Light Up Orbit
stainless steel body



682 Light Up Orbit
technopolymer body
all glass diffuser



682 Light Up Orbit
technopolymer body
all glass diffuser



405 Underscore



418 Underscore
Grazer



584 Underscore
InOut



588 Underscore
NEW InOut - Dive



546 Linealuce
Mini 47



554 Linealuce
Mini 37



554 Linealuce
Compact 75

Floor lamps and table lamps



334 iPlan



423 PizzaKobra

Emergency luminary



400 Motus Led

Lighting effect luminaires



405 Underscore



418 Underscore
Grazer



584 Underscore
InOut



588 Underscore
NEW InOut - Dive



764 Trick
Radial recessed luminaire



764 Trick
Radial



764 Trick
Radial with transformer



766 Trick
Light Blade 180°



766 Trick
Light Blade 180°



766 Trick
360°



768 Trick
Washer



768 Trick
Washer



773 Pro ⌀ 51
downlight blade



773 iPro ⌀ 51
up/down light



794 Glim Cube
wall



The Retreat at Blue Lagoon - Grindavík, Iceland
Architectural Project: Basalt Architects
Interior design: Basalt Architects & Design Group Italia
Experience design: Design Group Italia
Lighting project: Liska
Photo: Gunnar Sverrisson

Product Overview - Outdoor lighting systems

Pole-mounted systems


438 Albero


440 La Venaria


442 Fiamma


445 UFO


452 Crown


456 Twilight
Joburg


456 Twilight
Bilbao


456 Twilight
Canberra


456 Twilight
Odense


467 Platea Pro


473 Lavinia


478 Argo


478 Delphi


487 Wow


493 Archilede HP


499 Quid


506 Street


484 iTeka

Multiple pole/ wall-mounted floodlights


512 MultiPalco
InOut


512 MultiPalco
NEW Framer
InOut


520 MultiWoody


516 MultiPro


524 MultiPlatea

Poles


530 Cylindrical
pole


531 Cylindrical
pole with tang


532 Tapered pole


533 Conical
pole


534 Curved
conical pole


535 Pole with
curved arm

Wall-mounted applications


442 Fiamma


445 UFO


456 Twilight
Joburg


456 Twilight
Bilbao


456 Twilight
Canberra


467 Platea Pro


473 Lavinia
System


478 Argo


478 Argo


478 Delphi


487 Wow

493 Archilede HP

499 Quid

506 Street

484 iTeka

Product Overview - Outdoor lighting systems

Linear façade illumination systems



546 Linealuce
Mini 47



554 Linealuce
Mini 37



554 Linealuce
Mini 37



564 Linealuce
Compact 75



574 Linealuce



560 Linealuce
Mini 55
recessed
luminaire



570 Linealuce
Compact 101
recessed
luminaire



584 Underscore
InOut 10 Side



588 Underscore
InOut 16 side



594 Underscore
InOut 16 top



716 Underscore
NEW InOut 16 top
- Dive



368 iSign

Floodlights



614 Palco InOut
ø 30



626 Palco InOut
Framer
NEW ø 30



614 Palco InOut
ø 49



614 Palco InOut
ø 83



620 Palco InOut
ø 83



620 Palco InOut
ø119



626 Palco InOut
Framer
NEW ø 116



620 Palco InOut
ø 137



620 Palco InOut
ø 153



644 Miniwoody
ø 85



644 Woody
ø 140



648 MaxiWoody
ø 260



648 MaxiWoody
ø 315



648 MaxiWoody
ø 380



633 iPro ⍁51



633 iPro ⍁81



636 iPro ⍁132



636 iPro ⍁155



636 iPro ⍁192



652 Platea Pro
Glass/Aluminium



652 Platea Pro
Glass/Aluminium



658 iTeka



546 Linealuce
Mini 47



554 Linealuce
Mini 37



660 Lingotto

Recessed luminaires
Floor/garden



672 Light Up Orbit
stainless steel
body
Fixed



672 Light Up Orbit
stainless steel
body
Signalling



672 Light Up Orbit
stainless steel
body
Diffuser

672 Light Up Orbit
stainless steel
body
Light Blade

672 Light Up Orbit
stainless steel
body
Wall Washer

672 Light Up Orbit
stainless steel
body
Wall Washer
super comfort

678 Light Up Orbit
technopolymer
body stainless
steel frame
Orientable

Recessed luminaires Floor/garden



678 Light Up Orbit
technopolymer body stainless steel frame
Signalling



682 Light Up Orbit
technopolymer body all glass diffuser



682 Light Up Orbit
technopolymer body all glass diffuser



686 Light Up Earth
Fixed



686 Light Up Earth
Diffuser



686 Light Up Earth
Light Blade



686 Light Up Earth
Orientable



686 Light Up Earth
Wall Washer



6876 Light Up Earth
Wall Washer
Super comfort



694 Light Up Walk Professional
Dual Orientation



696 Light Up
Balisage



560 Linealuce
Mini 55
recessed luminaire



570 Linealuce
Compact 101
recessed luminaire

Recessed luminaires Wall-mounted



672 Light Up Orbit
stainless steel body
Fixed



672 Light Up Orbit
stainless steel body
Diffuser



672 Light Up Orbit
stainless steel body
Wall Washer



672 Light Up Orbit
stainless steel body
Wall Washer
super comfort



672 Light Up Orbit
Light Blade



678 Light Up Orbit
technopolymer body stainless steel frame
Floor Washer



678 Light Up Orbit
technopolymer body stainless steel frame
Floor Washer



678 Light Up Orbit
technopolymer body stainless steel frame
Floor Washer



698 Walky
ø 50



698 Walky
ø 100



698 Walky
ø 200



698 Walky
⧄ 50



698 Walky
⧄ 90



698 Walky
⧄ 180



698 Walky
⧄ 180x45



698 Walky
⧄ 270x90



560 Linealuce
Mini 55



570 Linealuce
Compact 101

Recessed luminaires Ceiling-mounted



706 iRound
Fixed



706 iRound
Adjustable



706 iRound
Wall Washer



710 Laser Blade
InOut



672 Light Up Orbit
stainless steel body
Fixed



672 Light Up Orbit
stainless steel body
Diffuser



672 Light Up Orbit
stainless steel body
Light Blade

Product Overview - Outdoor lighting systems

Recessed luminaires
Ceiling-mounted



672 Light Up Orbit
stainless steel body
Wall Washer



672 Light Up Orbit
stainless steel body
Wall Washer
super comfort



560 Linealuce
Mini 55
recessed luminaire



560 Linealuce
Compact 101
recessed luminaire



764 Trick
Radial recessed luminaire

Underwater luminaires



716 Underscore
NEW InOut 16 top - DIVE



718 WaterApp
ø 83



718 WaterApp
ø 105



720 WaterApp
ø 136



720 WaterApp
ø 176

Bollard



732 Walky
NEW h 900



732 Walky
NEW h 900



739 Lander
h 950



739 Lander
h 650



739 Lander
h 950



744 iWay



744 iWay



744 iWay



744 iWay



750 Pencil
single/double emission



750 Pencil
single/double emission

Pathway luminaires and Systems for residential areas



732 Walky
NEW h 400



732 Walky
NEW h 600



732 Walky
NEW h 900



732 Walky
NEW h 400



732 Walky
NEW h 600



732 Walky
NEW h 900



732 Walky
NEW h 400



732 Walky
NEW h 600



753 iPoint



753 iPoint



753 Typha



748 Ellipse



748 Ellipse



748 Ellipse



748 iTeka

Lighting effect



584 Underscore
InOut 10 Side



588 Underscore
InOut 16 side



594 Underscore
InOut 16 top



716 Underscore
NEW InOut 16 top
- Dive



764 Trick
Radial recessed luminaire



764 Trick
Radial



764 Trick
Radial with transformer



764 Trick
Light Blade 180°



766 Trick
Light Blade 180°



766 Trick
360°



768 Trick
Washer



768 Trick
Washer



773 iPro ⧄ 51
down light blade



794 Glim Cube



780 iRoll 65
down light



780 iRoll 65
Up/down light



780 iRoll 65
down light



780 iRoll 65
Up/down light



773 iPro ⧄ 51
up/down light



672 Light Up Orbit
stainless steel body
Light Blade



689 Light Up Earth
Light Blade

Wall and ceiling-mounted luminaires



760 Laser Blade
InOut



760 Laser Blade
InOut



773 iPro
⧄51



773 iPro
⧄81



776 iPro
⧄132



776 iPro
⧄155



746 iPro
⧄192



780 iRoll 65
ø 78



780 iRoll 65
ø 109



784 iRoll 65
ø 165



784 iRoll 65
ø 218



554 Linealuce
Mini 37



554 Linealuce
Mini 37



546 Linealuce
Mini 47



564 Linealuce
Compact 75



760 Laser Blade
InOut



760 Laser Blade
InOut



773 iPro
⧄51



773 iPro
⧄81

776 iPro
⧄132

776 iPro
⧄155

776 iPro
⧄192

773 iPro ⧄ 51
up/down light

764 Trick
Radial

764 Trick
Radial with transformer

765 Trick
Light Blade 180°

765 Trick
Light Blade 180°

765 Trick
360°

Product Overview - Outdoor lighting systems

Wall and ceiling-mounted luminaires



768 Trick
Washer



768 Trick
Washer



794 Glim Cube



788 Walky
ø 100



788 Walky
ø 200



788 Walky
⍁ 90



788 Walky
⍁ 180



788 Walky
⍁ 270x90



658 iTeka



739 Lander

Product Overview Intelligence of Light Solutions

798 Overview
800 Smart Light Control / Light Management System
802 Smart Services
804 Smart Light Control + Smart Services



806 Quick BLE

NEW



810 Quick DALI
DALI Touch display 7”



811 Quick DALI
DALI Touch panel TWRGB / TW



811 Quick DALI
DALI Touch panel TWRGB / TW



812 Quick DALI
DALI Touch Slide TW



814 Quick DALI
LMS Quick



818 Quick DALI
Colour Quick

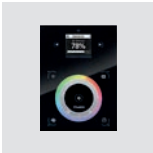

820 Quick DMX
Touch DMX 512



820 Quick DMX
Touch DMX 128



822 Master Pro
Evo KNX



822 Master Pro
DMX

iGuzzini Suite

Welcome to the new iGuzzini Suite - a selection of exclusive digital tools to inspire and guide your design towards better and faster solutions. **Get Inspired:** we are bringing the success of The Lighting Experience into the digital world. We are sharing the best technical lighting projects in the world on the web and on our social media channels. **Find your product:** we make product search even easier offering the option to filter the search by category or by selecting the required characteristics. With Harvey, our new online assistant, a Chatbot is now at your complete disposal. **Design your light:** we design the effect by adding accessories, lenses and configurators. We have created a personal "Favourites" area where you can save selected products and use them for future projects.
We constantly update our design software with the required photometric data. Always, everywhere and with everyone: **iGuzzini Suite** moves with you, adapts to your needs and assists you at all times.


Inspire
Find
Design
Support

Get Inspired

The Light Experience was developed to allow choosing products based on the lighting effects they can generate. This is our approach: we start from the result and then put forward the design solution.
The Light Experience has become the hands-on place for the perfection of light in the perfection of darkness.
Today, space is increasingly virtual, especially in design stages, and this is why we have developed a digital versione of The Light Experience. Here, designers are guided through rooms dedicated to specific effects or can digitally handle one or more products to try them out and appreciate their design. The Light Experience is now an extraordinary, incredibly real experience, a work tool that can be used anywhere at any time.

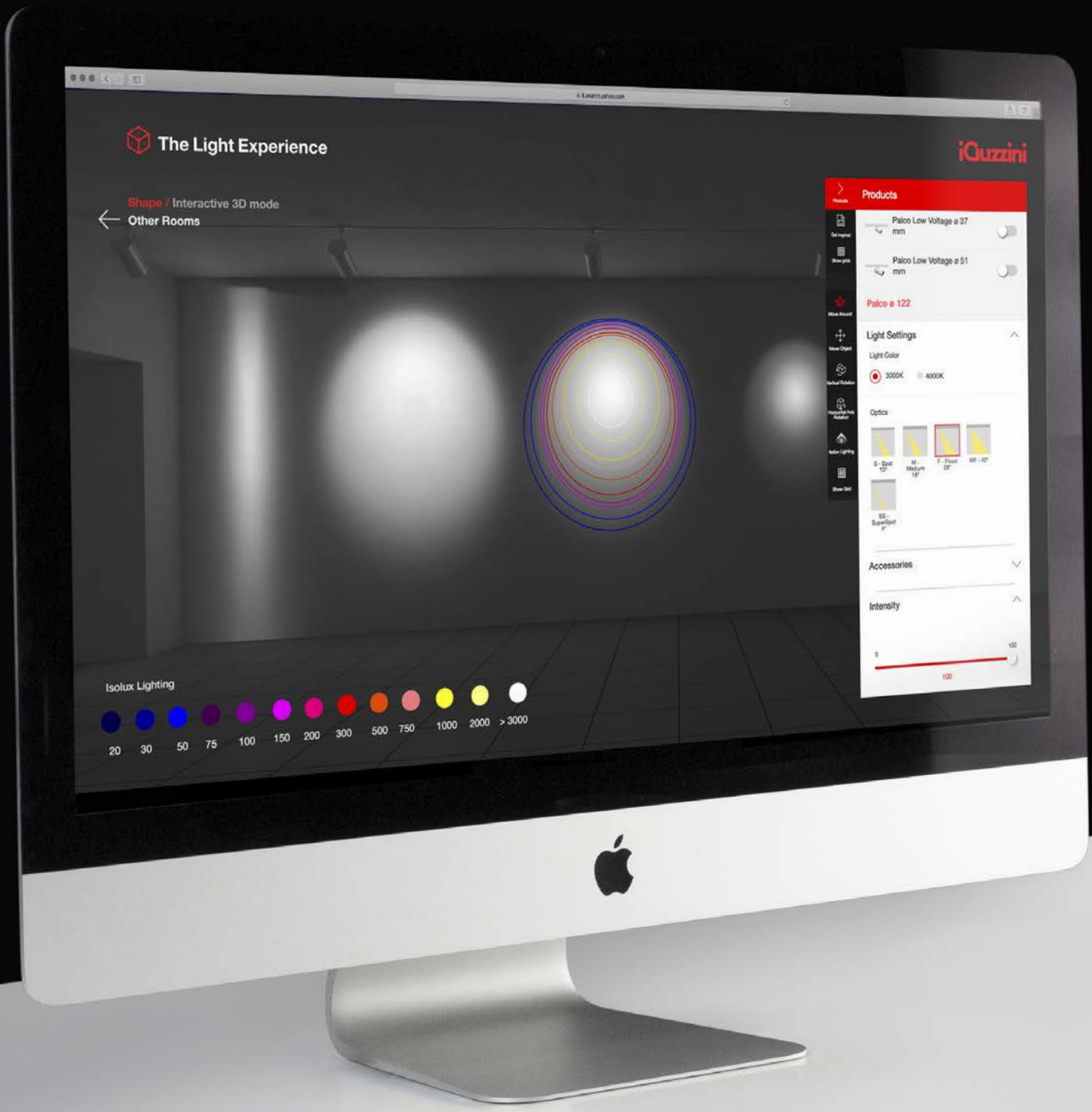

The Light Experience

// **Explore** the virtual rooms and **let yourself be inspired**

// Highlight your ideas **with a single click**

// Handle the product, **touch its design**, move it, switch it on

// **Build your effect**, changing optics, intensity, accessories, colour temperature, isolux

// **Anywhere, at any time, with anyone**

A working tool for light inspiration
thelightexperience.iguzzini.com



Get Inspired

There is strong integration between light and the application where the product is the technical solution. We are well aware that inspiration for designers can happen at any time: there are those who draw inspiration from nature, those who travel and those who browse though books. Each one has different subjective and temporal dimensions.
Today, more than ever before, we live in a society based on imagery and we find inspiration in images, directly through our devices, without having to move. We want to share not only our photo gallery of featuring projects from around the world, but also their history, by highlighting the important role that light plays in achieving the final effect. This is what we do every day through all channels: from the website to social media channels such as Pinterest and Instagram.
The aim is to boost user experience.

Projects

You can search projects by selecting the reference application area (Culture, Hospitality & Living, Infrastructure, Retail, Urban, Working).
In addition to imagery, each project is accompanied by a broad description complete with lighting details and a list of the products used.

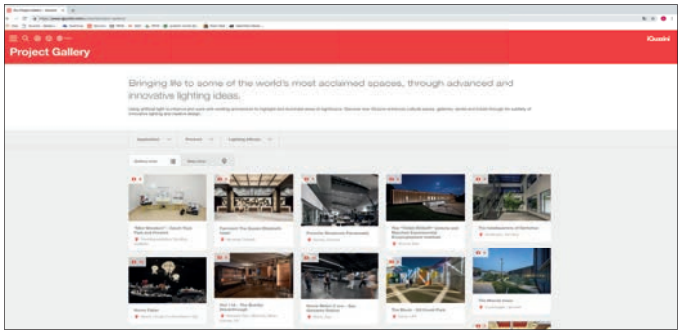

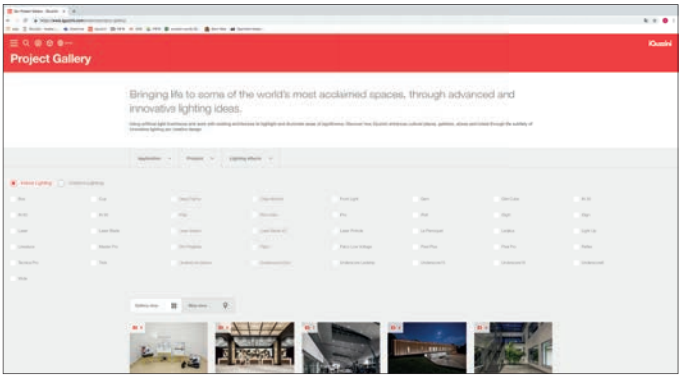

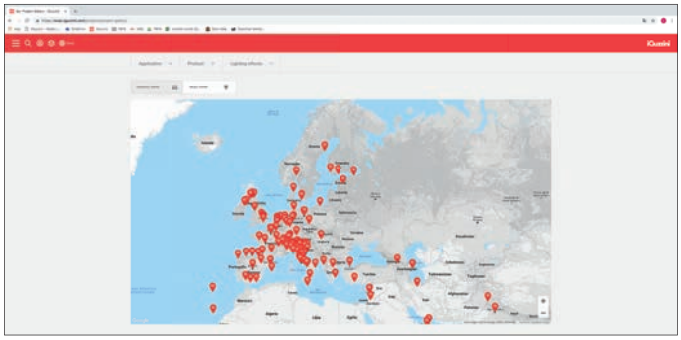

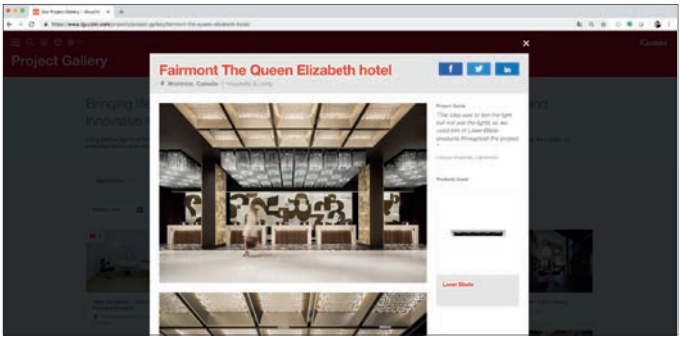

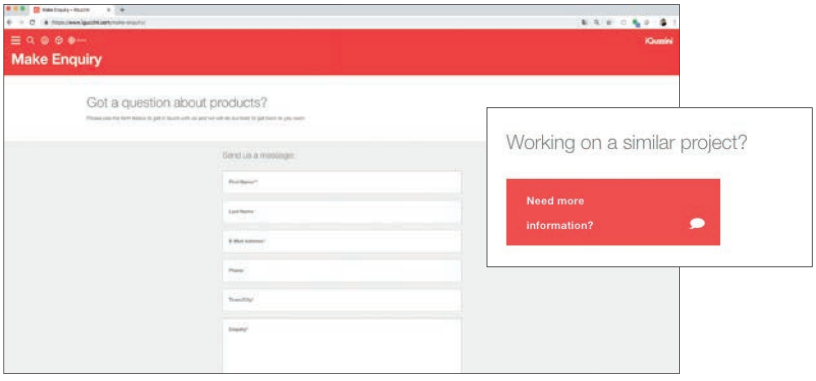

We provide online and social media tools to inspire, assist and facilitate the work of designers around the world. Information is also available off-site: simply complete the on-line form requesting more details from the iGuzzini team.

Instagram
Instagram is by now defined, given its popularity, as a live broadcaster. From simple sharing of photos, we expand into videos and even GIFs, bringing continuous updates. Storing photographic or video content is immediate.

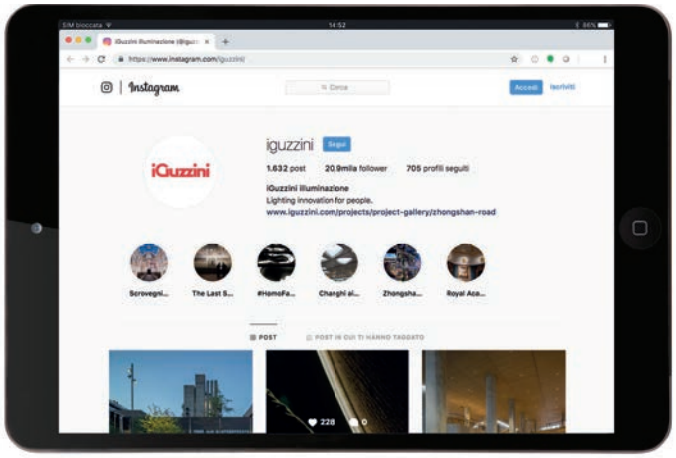

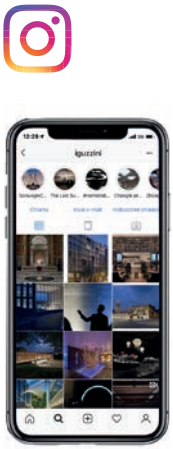

Pinterest
Pinterest is a source of applicational inspiration for everyone. There are Product and Application Area Boards. Images of projects/products can be linked with their descriptions on the website. Constantly updated with inspiring content that is easy to read and share.

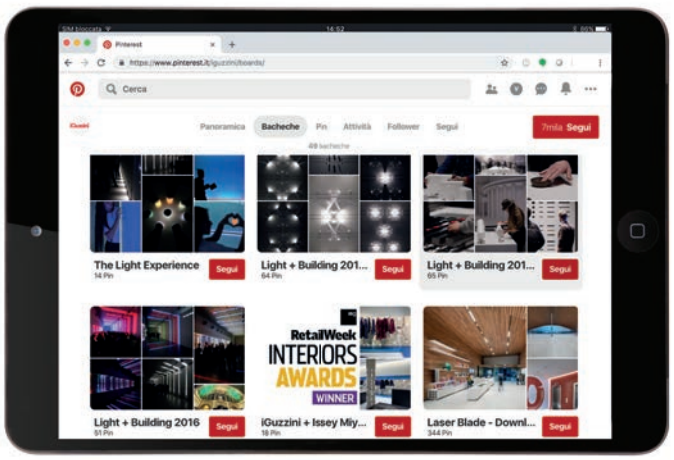

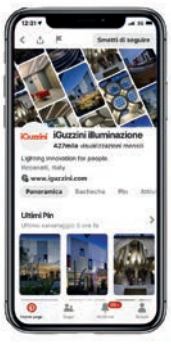

Find your product

Product searches can be based on category and product line where - by selecting between Indoor/ Outdoor application categories and then identifying the pertinent line - you can find product codes and their fact files highlighting the main features and content you can then download. It is also possible to perform code-driven searches using the "Code Finder" functionality. Quick Download is also available (i.e. data sheets, installation instructions sheet, photometric data, 2D/3D drawings, certificates, Dialux, Revit plug-ins ...) as well as Advanced Download where, by selecting a specific source of light and optical accessories, you can obtain customised documentation. We highlight product news by also including multimedia content for in-depth analysis and inspiration. The new iGuzzini Harvey Chatbot ensures continuous support with product and company information, prompts the intervention of an expert if needed and communicates the latest innovations.

Website / Product section
Product searches can be based on category and product line where - by selecting between Indoor/Outdoor application categories and then identifying the pertinent line - you can find product codes and their fact files highlighting the main features and content you can then download.

Code Finder
Guided searches are possible by entering the required characteristics (e.g. product type, optics, UGR, G*, CRI, colour temperature, power, efficiency, IP, IK, etc ...) through to selecting the exact code based on your needs. In this case, a data card for the selected code is provided for download, displaying all the main features and content.

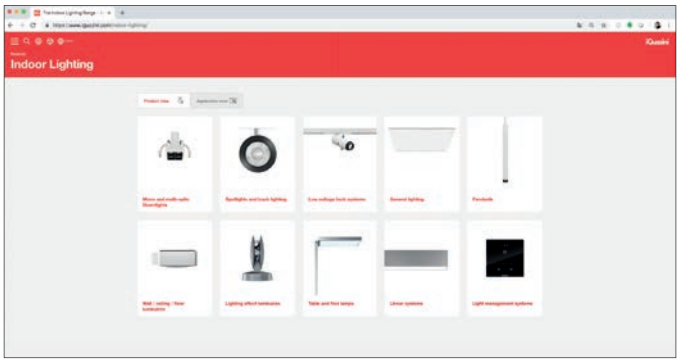

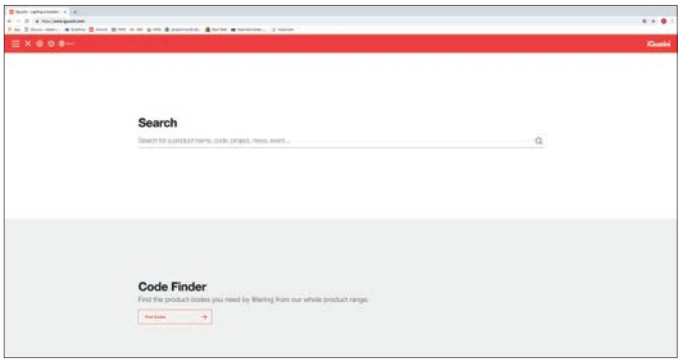

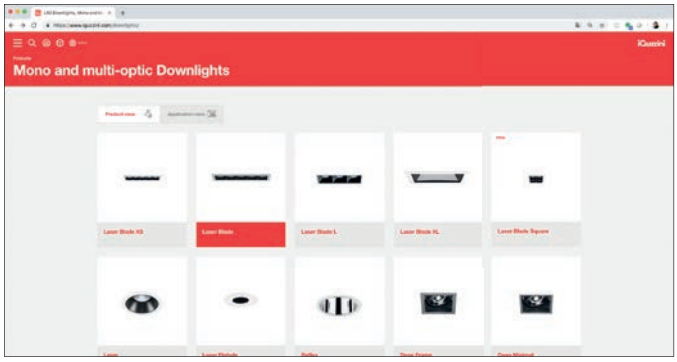

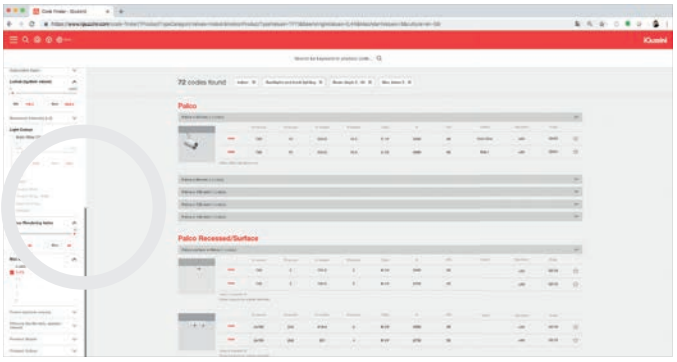

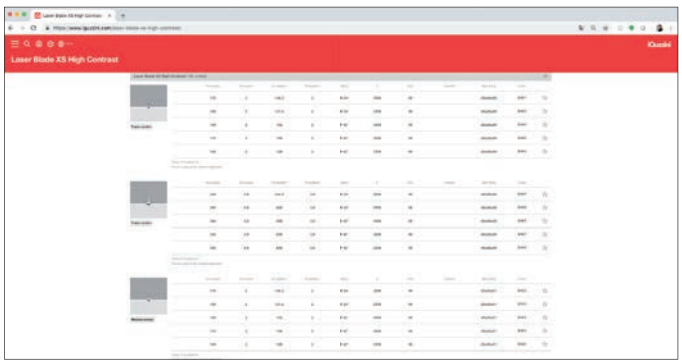

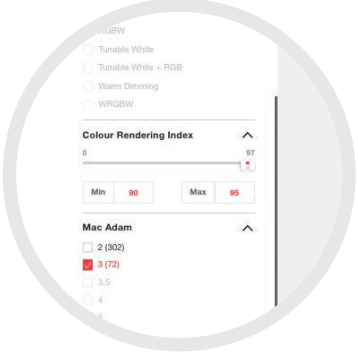

Product searches are made even easier by offering direct or guided access by category. All documents that can be associated with the product code are available online, including multimedia content. Harvey is iGuzzini's new virtual assistant, available anytime, anywhere.

Configurators
Designers are guided through the configuration of the line of light after entering the project data, including the required length, version data for the system selected and information about electrical aspects. In just a few steps, the configurator processes the proposal and provides the list of products and components needed to meet the project input, as well as generating an assembly report. Everything can be exported into Dialux.



Harvey - the virtual assistant
Digital innovation offers us the chance to dialogue with our users constantly, 24 hours/day. Welcome Harvey, iGuzzini's virtual assistant based on artificial intelligence. Harvey provides reliable support in response to product or company information searches, connects users with an iGuzzini expert or provides contact details for the nearest technician, as well as having access to the latest news. Who better than Harvey, the wise owl and king of the night, can find and suggest the best solutions for people keen on using light in an effective manner while fully respecting the environment?

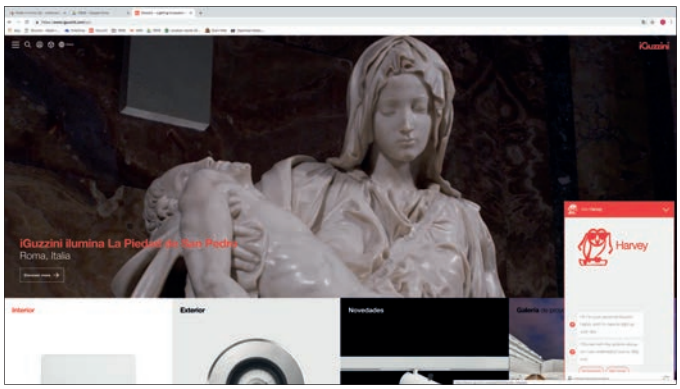



Design your Light

Useful, transparent and constantly updated information. By accessing the product code page on the website, you can now apply optical accessories or select specific options. Refractive screens, elliptical distribution filters and coloured filters are just some of the many accessories you can apply to our products to create the desired lighting effect. Source and system luminous flux ranges, chromatic quality, LED lifespan and reliability, visual quality and glare control, electronics and installation details, photometrics that also include the chosen accessory, are just some of the parameters enhanced in the on-line data cards, and updated on a daily basis. We customise the user's online experience by making it possible to save solutions in a "Favourites" area, include them in your personalised "collections" and then share them with other users. From idea to lighting, to create customised collections.

Accessories

By accessing the product code page on the website, you can now apply optical accessories or select specific options. Refractive screens, elliptical distribution filters and coloured filters are just some of the many accessories you can apply to our products to create the desired lighting effect. By combining an accessory or a combination of accessories with the chosen code, you can download the technical data sheet and the photometric curves in IES, LDT and DIALUX formats for the product complete with the selected accessories customised according to your needs.

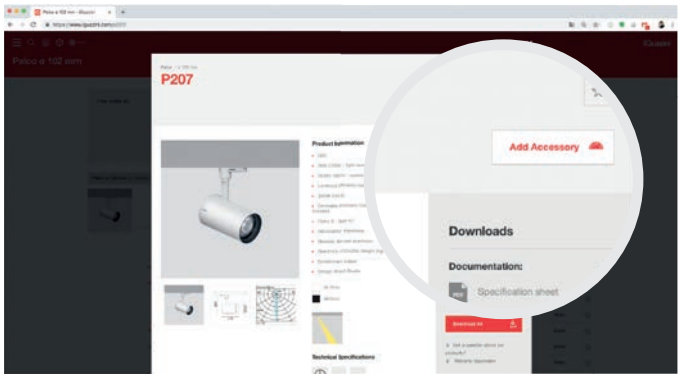

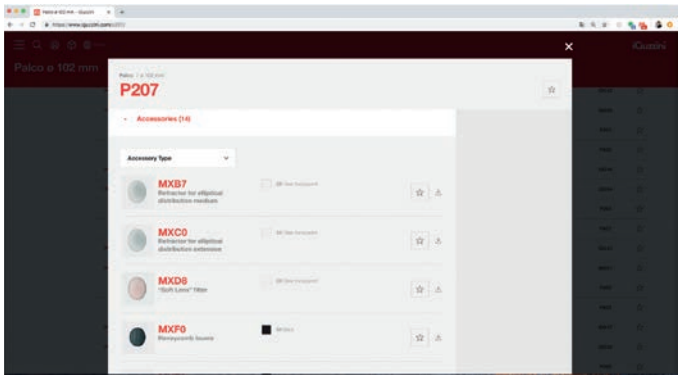

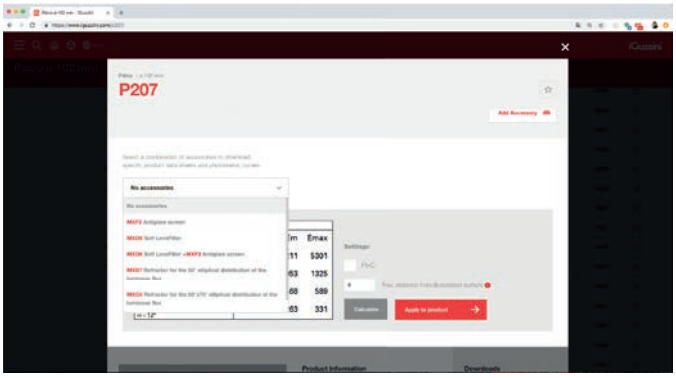

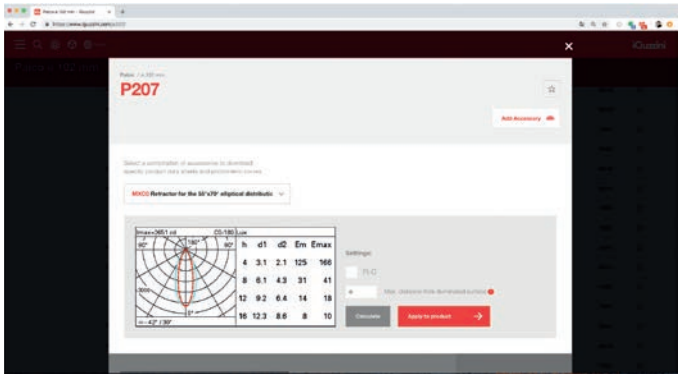

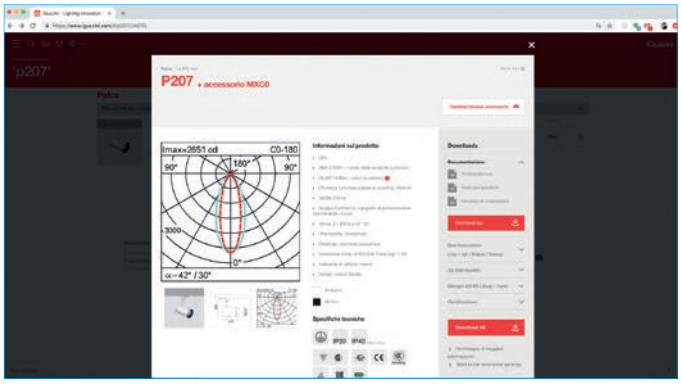

Work better together online. We have turned the web environment into a useful personalised digital tool where you can create your "favourite" collection of product codes and share it with other users. You can build your lighting solution by choosing codes and accessories, complete with data that is always up-to-date.

Favourites

The "My Favourites" function helps you build your own catalogue, save selected products and store them in various project folders. This means it is always easier and faster to access your favourite solutions, by creating your experience library to facilitate working on future projects.

Collections

The "Collections" screen means you can organise products in Collections by selecting them and then clicking on the "Add to collection" button. Click on "Collections" to create, modify and share new ones.

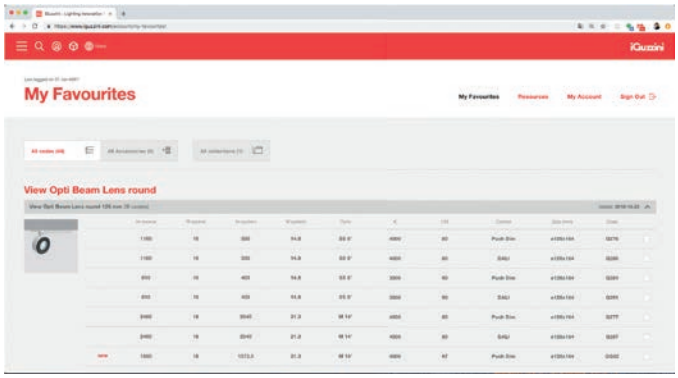

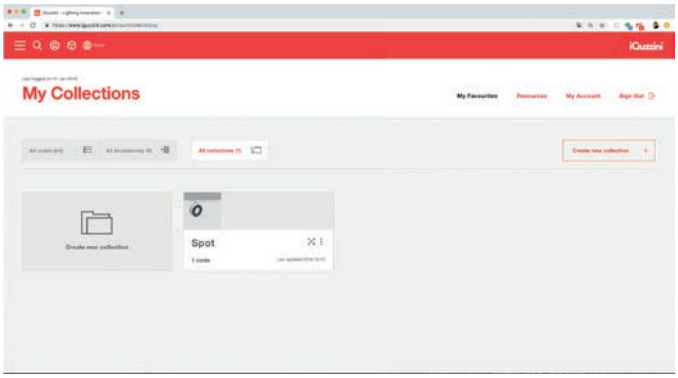

Formats can be integrated into BIM systems

Our photometric curves are also available in Autodesk Revit BIM format so that they can be integrated into the BIM shared design platform ("Building Information Modelling"). The files can be downloaded from the product code page at iguzzini.com





Quality First

We are an international community at the service of architecture and the development of a culture of light to enhance the beauty of the world and make it a place for social innovation. **Quality** is embodied in processes, solutions, professional relationships, workplaces, respect and involvement of people to encourage continuous training and updating. We implement **World Class Manufacturing** to ensure quality, reliability and safety. Thanks to continuous research, **design** and intense dialogue with the lighting community, we develop innovative and intelligent indoor and outdoor lighting solutions. For us, every **project** is an entire world. A world where we seek to improve the quality of life for every individual and for the environment, every single day.



Industry

Since as early as 1973, compliance with safety regulations and the most stringent international standards have been at the heart of all our work. The Photometric Laboratory has helped ensure the attainment of important certifications. The Standards Laboratory has been recognised and accredited by **ENEC/UL** - one of the first to receive this acknowledgement in Europe - and CQCC (China Quality Certification Centre), in accordance with the WMT IECEE procedure (Worldwide System for Conformity Testing and Certification of Electrotechnical Equipment and Components) for the issue of the **CCC** (China Compulsory Certification) mark in accordance with IEC standards. The WMT and CTDP accreditations attest that the laboratory operates in accordance with international testing laboratory quality standards (ISO IEC 17025). Experience, rigour, professional expertise and the excellent reputation of our brand ensure the reliability, safety and performance of our products.



Company Certifications

1994 ISO 9001 Company Quality Certification
2008 ISO 14001 Company Environmental Certification
2014 ISO 50001 Company Energy Management Systems Standard Certification

Product Certifications

since **1976** all products had the IMQ mark
since **1996** all products had the ENEC mark
since **2004** all products had the CCC mark

Safety Standard Certifications

1973 launch
1992 IMQ accreditation/S.M.T. procedure to obtain IMQ and ENEC marks (as well as DEMKO/UL)
2004 UL accreditation (Underwriters Laboratories) to obtain the UL mark
2011 CQCC accreditation (China Quality Certification Center) to obtain the CCC mark (China Compulsory Certification).

Photometric Certifications

1981 start up
1997 IMQ accreditation to obtain the IMQ Performance mark - certification of photometric and energy efficiency data
2011 UL accreditation for operating in accordance with the LM79 standard - certification of photometric and energy efficiency data

In 2014, iGuzzini acquired **World Class Manufacturing** status. WCM fundamentally embraces Total Productive Maintenance methods, Lean Manufacturing logistics and Total Quality Management, all of which are assessed in accordance with their economic impact. All teams focus their activities on the development of projects sharing the following objectives: **zero defects, zero faults, zero accidents and zero inventories** to ensure continuous improvement and overall reduction of factory costs. IGuzzini is **the world's only company in the Lighting sector** to have adopted the WCM method, thereby qualifying as one of the leading international manufacturers of goods and services.
At the same time, we are already moving towards **Industry 4.0**, a mark that will characterize the world's most innovative companies based on the digital interconnection of industrial processes and analysis of the multitude of electronic data available in order to continuously improve processes.





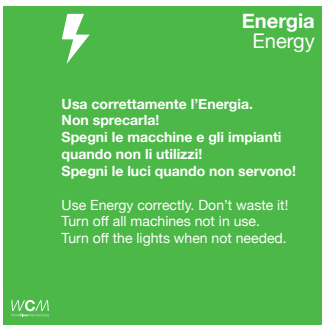

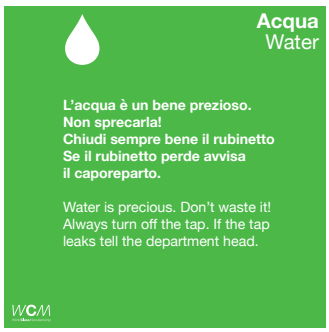



Design

Design, the founding element of our heritage, is not simply a question of style. It is something that affects the entire iGuzzini product development process. To guarantee top performance, reliability and optimum visual experience, designing a luminaire means combining elements that complement each other. This requires a wide range of skills and expertise in a variety of disciplines. This is the only way to create elegant luminaires that decorate space while also controlling light emission so perfect visual quality is guaranteed for each and every context.



Courtesy of: Renzo Piano

The design and technological innovation characteristic to the iGuzzini products is proven by the numerous awards received on an international scale. For a complete and constantly updated overview of the awards we have won over the years, consult the "iGuzzini Awards" Pinterest board.

Compasso d'Oro Awards / IF Design Awards / Red Dot Design Awards / FX International Awards / Lux Awards / Lighting Design Awards / World Interiors Awards / ExpoRetail 2012 Awards / Good Design Awards / ADI Design Index Awards / Intel Design Award - Innovation&Design categories / Innovation Technology Design Awards / Janus de l'Industrie Awards / WIN Awards / Delta Awards / Light+Building Awards / AIT Awards / Brit Insurance Design Awards / Arc Innovation Awards / Darc Awards



Renzo Piano and Adolfo Guzzini
Courtesy of: Renzo Piano

Every project counts

We continually define new ways of designing with light and new application contexts. Major urban, cultural and social projects offer new experiences and opportunities to highlight architectural details and enhance surfaces and volumes.
Light is currently leading a profound architectural revolution. It has become central to the quality and well-being of any environment, including offices, museums, retail spaces and spiritual, professional and residential contexts as well as parks and gardens.

1 Iso Omena Shopping Centre - Espoo, Finland

2 Terminal 4 - Changi Airport, Singapore

3 The Palais de Justice - Paris, France

4 Via Ruseløkkveien - Oslo, Norway

5 The Retreat at Blue Lagoon - Grindavík, Iceland

6 Castellana 77 - Madrid, Spain

7 Royal Academy of Arts - London, United Kingdom

8 Pavillon Du Lac - Quebec, Canada



1


2


3


4

- **Culture**
- **Hospitality & Living**
- **Infrastructure**
- **Retail**
- **Urban**
- **Working**

pinterest.com/iguzzini

To view other projects, check out the iGuzzini Pinterest boards


5


6


7


8

Topics 19

2019 technological innovations

Safety and miniaturisation through the new **24/48V ultra low-voltage systems**. We continue to push the boundaries of **intelligent lighting** by introducing the Bluetooth Low Energy protocol meant to activate Smart Lighting Control and extend the use of light even to Smart Services. Innovation is driven by two objectives: improving lighting for people **(People Centric Lighting**) through tunable white technologies, optics with high visual comfort; and improving light for architecture through solutions that create **InOut** luminous designs, thanks to the variety of optics and profilers, as well as miniaturised solutions for complete integration into architecture.
The solution goes beyond the luminaire and, thanks a variety of accessories, we have extended our distribution options to achieve the **perfect, made-to-measure effect.**



Miniaturised, Ultra Low-Voltage Systems

Electrical safety is defining a new trend.
Electrical systems that use ultra low-voltage have many advantages and offer opportunities for the development of increasingly integrated and sustainable solutions. Safety, first and foremost: the rating of ultra low-voltage electric circuits avoids creating dangerous contact currents, especially in parts of the system within easy reach, thereby ensuring protection against electric discharge. Moreover, thanks to technological progress, it is now possible to use very efficient drivers capable of supplying lighting systems with high luminous flux values at ultra low-voltage. Safety and power - as well as design: the remote driver frees up space in the luminaire which is consequently more compact. Even the heatsink, because the driver no longer produces heat. These two aspects have enabled us to reduce dimensions and the amount of material, thereby developing increasingly miniaturised and sustainable solutions. In&Out.



168 Rue de Crimèe. Residence for artists
Paris, France
Architectural project: MetekArchitecture -Sarah Bitter
Photo: Didier Boy De La Tour

Safety and miniaturisation: ultra low-voltage luminaires are safe, ideal for public places, even if within the easy reach of children. Space is reduced, leaving room exclusively for the light produced by high-performance, miniaturised systems.



Intelligence of Light

Our mission has always been to develop intelligent lighting solutions that are increasingly better aligned to the needs of people and the environment. Today, we are evolving the concept of intelligence of light by integrating lighting systems with a widely used communication protocol inherent to all smart devices: Bluetooth Low Energy. We seek to use stable, simple and easily updated solutions that are, above all, relevant and available to all users. It is thereby possible to manage each lighting device or configure it directly from a smartphone (smart light control) or send text and audio-visual messages (smart services) from the point of illumination to promote goods and services. The V&A Design Museum in Dundee, Scotland, or the "Il Colle dell'Infinito" Park celebrating the poet Giacomo Leopardi in Recanati, recently integrated intelligent technologies to transform a simple visit into an authentic cultural experience. Other functions make it possible to optimise spaces and the way they are used.
Lastly, integrating lighting devices into the smart city becomes a crucial node in such a city's network of connections. Intelligent lighting creates social, sustainable and economic value.



V&A Dundee Museum
Dundee, Scotland, United Kingdom
Architectural project: KengoKuma & Associates
Executive architect: James F. Stephen Architects
Lighting designer: Aru plighting & Studio ZNA
Structural engineering: Arup
M & E Consultant: Arup/ Photo: © Hufton + Crow

From museums to the retail sector, from workplaces to hospitality and living sectors through to urban areas, lighting becomes part of a broader system where objects having different functions interact with each other and the surrounding environment to improve our perceptual experience.



Colle dell'Infinito
Recanati -Italy
Lighting Project: Dante Ferretti
Photo: Giuseppe Saluzzi

People Centric Lighting

Back in 1988, we launched a research project based on the first photobiology studies, initially developed in the 1980s in the United States, demonstrating that particular use of light makes it possible to stimulate our body and, above all, synchronise "biological time" and "social time". Well ahead of its times, this culminated, in collaboration with the Lighting Research Centre of the Polytechnic Institute of Troy-NYC, in SIVRA (= Automatic Adjustment Variable Lighting System), the forerunner of current Tunable White technology. Light stimuli can have different applications, from the most sophisticated to the simplest, while still retaining its positive character of dynamism. Indoors and outdoors alike, variable artificial light is a natural addition to our psycho-physiological well-being. This gave rise to the idea underlying the Blue Lagoon project in Iceland, a wellness centre unique of its kind in the world set amidst black lava rocks and geothermal pools, where light is one of the main protagonists all year round.



The Retreat at Blue Lagoon
Grindavík, Iceland
Architectural project: BasaltArchitects
Interior design: BasaltArchitectse Design Group Italia
Experience design: Design Group Italia
Lighting Project: Liska
Photo: Gunnar Sverrisson

At the Blue Lagoon Spa in Grindavík, Iceland, artificial lighting reproduces natural light from dawn to dusk, compensating for the seasonal nature of natural light - either too much or too little, as the summer plays hide and seek with the winter.



InOut: Shaping the Effect

Modern and contemporary architecture has encouraged a new topological concept characterised by spatial continuity between indoor and outdoor settings. Boundaries de-materialise and multiply through the use of transparency and reflections. We have developed InOut lighting devices to fluidise space, to create unity through light and stimulate absolute integration into architecture without affecting aesthetic balances. Three iconic product families, downlights, floodlights and graphic lighting tools, designed as indoor and outdoor solutions.
You choose the product and we develop it to scale according to power, optics, performance and protections. The result is absolute formal purity. Laser Blade, Palco and Underscore are extremely reliable even in outdoor applications through Laser Blade InOut, Palco InOut and Underscore InOut. Interiors lived from exteriors and vice versa. In&Out, inside and outside. In the middle, there's light: the very same kind.

Palco In Out Framer



LAC Lugano Art & Culture
Lugano - Switzerland
Architectural and lighting project:
Studio di architettura Gianola,
Architect Ivano Gianola
Photo: Paolo Carlini

The same product adapts in response to indoor and outdoor applications: formally identical for aesthetic consistency yet with different technological makeup in order to respond to different applicational requirements.



Pierre Soulages Museum - Rodez, France
Architectural project: Rafael Aranda, Carme Pigem, Ramon Vilalta, Gilles Trégouët (RCR Arquitectes), Passelac & Roques Architectes
Lighting Project: Artec 3
Photo: Didier Boy De La Tour

Integration with Architecture

The dream of architects, lighting and interior designers and end-users is to harmonise all aspects so that they inhabit physically present yet "invisible" spaces. As technological and digital requirements expand, the functions and devices that every setting requires also increase - yet, at the same time, people increasingly search for purer space free from elements of interference. We are almost approaching a paradox between form and function but, fortunately, innovation is now moving in the groove between the two in an effort to encourage dialogue. The first step towards accomplishing this utopian vision is miniaturisation. The technological innovation offered by latest-generation LEDs, together with research into materials, nano-optics and applications, have enabled us to use every precious millimetre and eliminate superfluous space. Luminaires measured with fingers, sophisticated technological jewels: colour quality, optical multiplicity, pure light beams, high uniformity and visual comfort. Products so minimal that they cannot be seen despite being capable of delivering efficient, controllable and comfortable light directly from the architecture itself.



Vaudoise Assurance - Lausanne, Switzerland
Architectural and lighting project: Atelier Oï
Photo: Daniele Lupini

We thereby worked on design to achieve the dream shared by architects: products so minimal that they cannot be seen despite being capable of delivering efficient, controllable and comfortable light directly from the architecture itself.



Visual Comfort

In indoor settings, psychological glare is guaranteed by UGR values (Unified Glare Rating) <19 but we were determined to reach a degree of absolute comfort by developing Super Comfort optics with an UGR <10, thereby completely eliminating glare. The screening angle ensures the light source is concealed from view, while at the same time, does not affect light emission and product efficiency. 360° visual well-being means being mindful of active and passive users.

This is why we also extended Super Comfort to Wall Washer optics: This was how Super Comfort LGC (longitudinal glare control) optics were developed for total control of longitudinal glare. The new street and urban optics achieve a value of G*6, i.e. zero intensity at 90° and D6, i.e. absolute zero physiological and psychological glare.
We value both indoor and outdoor spaces and the people living there.



Lighting must not only ensure visibility in a space but also liveability: this is why we design optics that ensure visual well-being in line with existing requirements.



Link Group - Sydney, Australia
Architectural project: Group GSA
Lighting Project: Norman Disney &Young
Photo: Marcus Clinton Photography

Made-to-Measure Effect

Architecture is often made up of modular spaces having variable geometries and specific requirements. Light adapts to every height and every distance to illuminate details and elements restriction-free. We develop solutions - from one to one hundred thousand - each with a variety of optics, including adjustable versions, with technologies and powers that turn flexibility into effectiveness, providing the best possible light based on the application in question. Modulation of light, by super-spot cones, spot, medium, flood, wide flood, wall washer, elliptical and profiling systems with Opti Beam lenses, refractors and reflectors.

Moreover, we have also developed other accessories that, combined with the available optics, can be used to design the desired light and protect the lighting source. Colour quality and visual well-being are constant features. The improvement in quality of indoor or outdoor floodlights is measured in terms of the flexibility offered - and we have thought of everything: from optics to accessories, from design to fine tuning, we design precise, made-to-measure light. In&Out



More than 18 light distribution systems



Super Spot

1 7



Medium

3 8



Super Flood

5 10



Framer

12



Spot

2



Wide flood

4 9



Elliptical

6 11

Architecture is often made up of modular spaces with variable geometries and specific requirements. Light adapts to every height, every distance and every material to illuminate objects without restrictions, offering the best possible lighting for its intended use.



13 Diffuser Glass + Medium
14 Honeycomb louvre + Flood
15 Blade Louvre + Flood
16 45° cylindrical diffuser + Wide Flood
17 Cylindrical diffuser + Wide Flood
18 Single directional fin + Wide Flood

For all accessory product combinations: www.iguzzini.com

Perfect Effect

We design quality lighting to ensure a perfect effect - pure, uniform, modular and with high spectral performance. We have developed the Opti Beam lens, refractor and reflector technology to ensure the best distribution, from super-spot to wide-flood apertures, scaling them by aperture and emission power.
The multi-patented triple Opti Beam technology provides exceptional lighting uniformity, that completely eliminates double-ring effects or disturbing chromatic aberrations with a minimised field-angle. The beam is distinct, pure and ensures outstanding visual comfort. Colour saturation depends to a great extent on the ability of the source to faithfully reflect the shades present, not only now but also over time and this is why careful LED selection is necessary. Our LEDs control the colour rendering by achieving CRI values (colour rendering index) higher than 95; they all belong to the 2-step or 3-step MacAdam 2 ellipse, depending on the specific application, in order to ensure chromatic consistency at all times, even for mixed product systems. The effect is perfect because it does not change over time. In&Out.



Installation view of Charles I: King and Collector exhibition
at the Royal Academy of Arts, London (27 January – 15 April 2018)
Anthony van Dyck, *Henrietta Maria with Sir Jeffrey Hudson*, 1633
Oil on canvas, 219.1 x 134.8 cm
National Gallery of Art, Washington
Exhibition organised in partnership with Royal Collection Trust

Visual quality, high spectral rendition and colour consistency over time. Lighting is getting closer than ever to individuals' needs, achieving a less objective and more perceptive interpretation of the world.



Royal Academy of Arts – London, United Kingdom
Installation view of the 250th Summer Exhibition at the Royal Academy of Arts, London (12 June - 19 August 2018) showing *Selfie with Political Causes* by Grayson Perry
Client: Royal Academy of Arts
Lighting Project: ARUP
Photo: James Newton

New Tools 19

Safety, miniaturisation, visual comfort, chromatic quality, lighting efficiency and multiple optical and applicational possibilities are the elements underlying innovation for indoor and outdoor luminaires. Yet, there's more. Intelligent light broadens by offering new tools for **Smart Light Control and Smart Services**. We have expanded our miniaturised systems with **new surface, suspension and track versions**. For outdoors**, miniaturised collections for pathway installations,** come as an extension to recessed luminaires and wall-mounted families, with high impact resistance for safe installation even in urban areas. Framer **floodlights**, with multiple optics and accessories, become tools helping to create true urban lighting management. Pole-mounted systems become lighthouses for connectivity and **smart cities**.



Laser Blade
Wall Washer Super Comfort LGC

The extraordinary Laser Blade collection continues to evolve and new Laser Blade and Laser Blade XS Wall Washer Longitudinal Glare Control (LGC) versions are being developed to join existing Wall Washer and High Contrast versions. Seven new shapes and sizes, with luminous flux values from 148 to 856 lumen*. This version is designed for close range applications by completely eliminating the risk of longitudinal glare. The optic completely conceals the source from sight, in the installation direction, parallel to the wall, to ensure maximum visual comfort even when walking near the wall itself. Vertical excellence is achieved thanks to the patented wall washer optics providing uniform lighting, from top to bottom, without shadow cones or scalloping effects. Absolute visual quality and exceptional performance. Ideal in museum, hospitality & living and retail settings.

*Values refer to the luminous flux of the system





Laser Blade XS
Wall Washer Super Comfort LGC
Page 112


64x28 mm


100x28 mm


190x28 mm


279x28 mm

Laser Blade
Wall Washer Super Comfort LGC
Page 126


148x44 mm


281x44 mm


413x44 mm

Laser Blade XS
Ceiling with built-in driver

Laser Blade XS expands its installation possibilities by introducing an integrated driver version with a height of 200 mm in addition to the existing model with a remote driver. It offers a broad range of optics and high contrast (flood), wall washer and general lighting versions, including the General Lighting Pro solution, thereby ensuring constant visual well-being across all versions, with source luminous flux from 735 to 2200 lumen. Light is directed and maximized by micro optics that exploit patented iGuzzini Opti Beam technology to produce a defined beam, without a double-ring effect, and extraordinary visual comfort. It is available in white or black finishes, for the body of the luminaire, and white, black, gold and burnished chrome (on request) for the rasters. Laser Blade XS ceiling-mount is suitable for hospitality & living and retail applications.

*Values refer to the luminous flux of the system

Page 383





26 mm

	High Contrast	General Lighting Pro	Wall Washer Super Comfort LGC
93x26 / h 160 mm			
184x27/ h 160 mm			
273x27 h 160 mm			
45x45 h 200 mm			
63x63 h 200 mm			

Palco Framer

Ceiling / Recessed / Track - mains voltage

The Palco Framer has diameters of 19 mm and 37 mm. In addition to installation on very low-voltage track, it offers additional application possibilities through its surface, recessed and mains voltage track-mounted versions. The patented lens ensures high luminance and efficiency - achieved thanks to the use of CoB LEDs combined with a patented collimation element involving a lens-based telecentric reflector that emits a very precise beam free of chromatic aberration. The 37 mm version has a magnetic coupling between the rear part and the optical assembly. The Shape&Twist feature allows manual and gradual adjustment of the light beam in round, triangular or rectangular shapes, created through metal gobos and external fins. Wide range of power levels, with source luminous flux ranging from 12 to 840 lumen. Ideal for museum, retail and hospitality & living settings.

*Values refer to the luminous flux of the system

Ceiling-mounted
Page 230

ø 19 mm



ø 37 mm



Recessed
Page 230

ø 19 mm



ø 37 mm



Mains voltage track
Page 246

ø 37 mm



Shape & Twist. Outer fins for a simple manual shaping and fine tuning by easily twisting the body without opening the product. Tool free manual focusing system, magnetic coupling. Perfect uniform beam, no spill-light.



Ultra Low-Voltage Track Systems

Safety and miniaturisation are two crucial aspects in the development of lighting solutions, especially for public and workplace settings. For this reason, we have extended certain product collections for installations on ultra low-voltage 48V track using DALI-Powerline technology where the DC-String converter ensures full control of each light by sending individual signals, including dimming of individual devices, without any additional wiring.
The track also incorporates beacon technology, thereby turning the luminaires into smart services. The Opti Beam Lens View, developed in collaboration with Arup in 2017 for installation on mains voltage tracks has now been extended even to include installations on 48V tracks and offers luminous flux values ranging from 375 to 2010 lumens*.
The miniaturized version of Palco has diameters of 19 mm and 37 mm and was created for installation on low-voltage tracks; two other dimensions are now available with diameters of 62 mm and 86 mm and luminous flux values ranging from 107 to 2400 lumen*. Lastly, the Laser model, with diameters of 59 mm (up to 750 lm*) and 75 mm (up to 1350 lm*), updates the collection with the new ceiling and suspension versions on ultra low-voltage tracks.
*Values refer to the luminous flux of the system

Palco
Page 304

ø 62



ø 86



View
Page 312

ø 126



ø 126



iguzzini.com/
view-opti-beam-lens-round-low-voltage/

iguzzini.com/
view-opti-beam-lens-square-low-voltage/

The technological evolution of light sources, components and appliances has enabled us to expand the floodlight range to include ultra low-voltage tracks, to provide not only lighting but also safety, miniaturisation and intelligence.

Laser
Page 296



ø 59 / ø 75 mm with decorative ring

ø 59 / ø 75 mm

Easy

Easy is a straightforward, compact and highly efficient recessed solution designed to upgrade existing systems by encouraging energy savings. The system is available in three diameters with a height of less than 10 cm to facilitate installation in false ceilings of any thickness. The general lighting version emits diffused lighting with high system performance values, of up to 125 lumen/W, thus being able to achieve outstanding energy saving. The UGR <19 version is suitable for inclusion in working environments for total control of luminance. Lastly, the Wall Washer solution provides asymmetric distribution for uniform illumination of vertical walls. High colour yield with CRI values of >80 and 90 and luminous flux values ranging from 1550 to 4950 lumen*. A diffusing screen completely protects the product, guaranteeing IP54 rating. The choice between two reflectors, scratch-resistant metallic or white, allows differential application in relation to the intended use. Versions with Power Over Ethernet (P.o.E.) technology are also available on request.

*Values refer to the luminous flux of the system

Page 180





ø96



ø153



ø 212



General Lighting



UGR<19



Wall Washer

Easy: democratic visual excellence. Good illumination does not necessarily need a great deal of light, it simply needs good light. We have maximised the heatsink surface by transforming it into a design element. Ideal for retail and office settings. Take it easy!



Isola

Isola translates the concept of lightweight and elegance into light. Three extremely compact circular shapes with diameters of 590 mm, 870 mm and 1150 mm share a soft and all-embracing design. A detail around the perimeter, engraved in the upper part, creates an embroidery of light and a floating effect in space. Two optics are available with direct and direct/aura light, general lighting with an opal methacrylate diffuser screen, and controlled luminance with a micro-prismatic diffuser screen, ensure high luminous efficiency and perfect luminance control at UGR <19 and 3000 cd/m2. Luminous flux values from 5770 to 22436 lumen*. High colour rendering. The tunable white version can be used to create evocative luminous atmospheres that contribute visual and psychological well-being. Pendant, recessed and surface installation. Light: Isola becomes an Intelligence of Light tool by integrating a BLE-Dali 4 interface which allows activating the lighting control via a smartphone and enable smart services via the beacon.

*Values refer to the luminous flux of the system

Page 328

Smart Light





Wall-mounted | Ceiling-mounted | Recessed | Pendant

Soft, elegant and refined design. Single and dual emission with an aura effect on the ceiling.
Efficiency values >140 lm/W and high colour rendering.
Light: Isola also becomes an Intelligence of Light tool.



General Lighting / UGR < 19

ø 1150 mm

ø 870 mm

ø 590 mm

Laser
Pendant and surface mounting

The Laser collection has now been extended in formal and technological terms. In addition to downlight versions, there are now ceiling and pendant models for ceilings and 48V miniaturised track with DALI Powerline technology. Two diameters are available (Ø 59 mm, with luminous fluxes up to 750 lm and Ø 75 mm with luminous flux values up to 1350 lumens*) for the same height of 250mm. Two kinds of distribution are available (medium and flood) with two product styles (technical or decorative). The Super Comfort optics ensure absolute visual well-being. The exclusive Warm-dimming version reproduces the dimming of an halogen light source where, as light intensity decreases, the colour temperature varies from 2700K to 1800K. Beyond light: Laser becomes an Intelligence of Light tool by integrating a BLE-DALI 4 interface which allows activating the lighting control via a smartphone and enable smart services via the beacon. A vast array of options with different interior and exterior finishes which allow choosing with style.

*Values refer to the luminous flux of the system

Smart Light



Ceiling ø 59 / ø 75 mm
Page 392



Pendant ø59 / ø75 mm
Page 374



iPlan Access

iPlan Access (square and rectangular) is the meeting point between quality and essence. Dual optical versions for general lighting and controlled luminance: an opal methacrylate diffuser screen ensures uniform overall distribution, while a micro-prismatic diffuser screen achieves high luminous efficiency and perfect luminance control of UGR <19 and 3000 cd/m2. Luminous flux values from 4400 to 5350 lumen with CRI80 and CRI90. Intelligent technology is built into the product to allow smart and simple management, which is particularly useful for small systems and modernisation projects. The product is equipped with a presence sensor (Human Detector) and a daylight sensor which can be programmed via a smartphone equipped with LED flash. The Active+Mobile application is able to ensure significant energy savings together with the possibility of automatically managing the balance between artificial and natural light. Pendant, recessed and ceiling installation. Ideal for retail and workplace settings.

*Values refer to the luminous flux of the system

Page 340





600x600 mm



600x1200 mm
120x 1200 mm
for bandraster application

Palco InOut
Framer

Palco InOut becomes a profiler with diameters of 30 mm and 116 mm. The patented Opti Beam lens ensures high luminance and efficiency - achieved thanks to the use of CoB LEDs combined with a patented collimation element involving a lens-based telecentric reflector that emits a very precise beam, free of chromatic aberration with luminous flux values ranging from 160 to 3500 lumen*. The 30 mm version has a remote on-off driver. It can create circular shapes with four different diameters using magnetic gobos. The 116 mm version, in addition to circular shapes, can also create rectangular and triangular shapes using external magnetic wings in order to frame architectural designs or projects, defined shapes of light and shadow on to vertical and horizontal surfaces alike. This version can also be installed on a pole, thereby helping to create scenic urban settings. The luminous flux dimmer can fade effects and create natural dynamism thanks to the DALI power supply. Three colour temperatures are available. Ideal for residential and urban settings.

*Values refer to the luminous flux of the system

Page 626 Palco InOut
Page 512 MultiPalco InOut



ø 30 mm



ø 116 mm

We transfer the patented excellence of the framer to urban and residential areas to create scenic outdoor settings, frame architectural details or create evocative and dynamic plays of light and shadow.



MultiPalco InOut

Pole-mounted systems
Nema 7-pin DALI socket

Smart cities apply digital technologies to transform their identity and improve the well-being of people, whether residents or tourists. Lighting plays an important role in energy management and for this reason systems such as photo-sensitive cells or twilight sensors are more and more frequently used to manage public systems and thereby intelligently optimize the use of energy. Our Street, Quid and Twilight systems are equipped with the Nema 7-pin socket with an IP65 rated plug for easy, "tool-free" connection. Each Nema compatible device adapts artificial luminous flux values to specific daily needs. The public illumination system also provides an infrastructure evenly distributed throughout the local area, which can be used to integrate other intelligent connection elements within the IoT network. Any Nema compatible element can be easily integrated into the system without the need to replace the luminaires. The Nema socket is also very compact and helps maintain an aesthetic balance. Just a few centimetres to enter the future of connected infrastructures.

*Values refer to the luminous flux of the system



Street
Page 506

Twilight
Page 456

Quid
Page 499

iguzzini.com/**street/**
iguzzini.com/**twilight/**
iguzzini.com/**quid/**

Underscore InOut
Dive

Underscore InOut highlights the continuity of the Underscore system for outdoor applications, thereby ensuring maximum reliability even in extreme conditions. Underscore InOut has been patented to guarantee correct operation even at extreme temperatures. The high performance polymer material - the outcome of research and laboratory tests - is the most resistant to thermal stress and external agents, such as UV, thereby ensuring constant LED performance over time in terms of both efficiency and colour temperature. Absolute protection against the effects of temporary submersion of the product and connectors, both IP68 rated.

The new Underscore InOut Dive allows for permanent submersion. Luminous flux of 300 lm/m. Installation with clips suggests positioning in areas inaccessible to people. Two colour temperatures (2900K e 4500K), RGB and Tunable White to create scenic settings and use light to mark off the separation of the elements: water and earth, stone, grass, wood. Light brings things together and creates harmony.

*Values refer to the luminous flux of the system

Page 600



Walky
Pathway

An extraordinary collection of miniaturised luminaires with round, square and rectangular shapes, starting from just 25 mm. Recessed and surface mounted Walky systems embody technology and design. They also incorporate a Pathway version, with built-in or remote driver, different heights and geometric proportions, in order to create an aesthetic coherence, being available as recessed or surface mounted versions. Slender yet sturdy, thanks to the internal steel cables which ensure maximum resistance to acts of vandalism. Total protection: LEDs and drivers are protected and maintain the IP66 grade during and after installation. We have transferred our skills in vertical excellence into the horizontal through a new type of optics that distributes lighting precisely from the point at the base of the wall where the product is installed and uniformly along the surface it illuminates. Pure, flush and free of shadow cones near the wall. Maximum visual comfort. Luminous values ranging from 150 to 1600 lumen*. Ideal for urban, hospitality & living applications.

*Values refer to the luminous flux of the system

Page 730



Pure, flush and free of shadow cones near the wall. Maximum visual comfort. Ideal for urban, hospitality & living applications.



35x57
h400 mm



40x110
h600



50x220
h900 mm



35x57
h400mm



40x110
h600 mm



50x220
h900 mm



40x195
h400 mm



50x290
h600 mm

Smart Services

We have expanded the functions of lighting by incorporating them into smart services: all our DALI indoor and outdoor products communicate over a BLE-DALI interface capable of transmitting text and/or audio-visual signals produced by a built-in beacon directly to a user's smartphone using the Bluetooth Low Energy (BLE) protocol. In particular, we have integrated this technology into two highly innovative products: Isola and Laser. Light points consequently become elements in a data transmission system: smart services, or proxemic services, are being used more and more frequently in the retail sector to promote "nearby" goods and services to customers, thereby increasing loyalty and sales effectiveness. Push notifications reach the user and send information, which is always up-to-date and accessible via an App, about the type of object on display or the transit area, offering a richer and more enticing multi-sensory experience. Smart Services also include other important features such as Indoor Positioning, which guides users inside the store, or Space Management, which enable the space manager to optimise their use.

Page 796



Eataly Trieste
Trieste - Italy
Architectural project: Archea Associati
Lighting Project: Eataly Design
Photo: Paolo Carini

Smart services transmit pertinent information to devices in their vicinity, thus becoming a very effective marketing tool. From retail centres to airports, museum and offices, from homes to the city, light transforms data into value.



Smart Lighting Control

Intelligent light has just got better. A single DALI device becomes part of a light control system that defines illumination levels, switch-on, dimming, colour temperature variation, colour variation and switch-off. Bluetooth Low Energy (BLE) technology is by now essential and available on any smartphone, thereby helping devices to "communicate" with each other. Our Bluetooth-DALI interface can be used, through an iGuzzini App, to manage every single lighting device or lighting scene directly from a smartphone. It is also possible to connect a BLE/Wifi interface to control the system remotely, again from a smartphone or over the internet. The BLE-DALI interface can control up to 32 independent DALI addresses or 4 independent DALI addresses. This dual option allows the user to implement this technology based on the size of the system in retail, museum, office, hospitality & living sectors - and even in domestic settings. Our lighting is already in your hands.

Page 796



Video frame filmed in the Collection Gallery at the Royal Academy of Arts, London, August 2018

From small to large systems, from short-range distances to networks: light management is available to everyone through smartphones. The Bluetooth-DALI interface allows simple and smart control of the lighting system via an App.



pinterest.com/iguzzini



Downlights
Making room exclusively for light

Miniaturization, chromatic quality, energy efficiency, high visual comfort, broad distribution range from highly concentrated through to wall washer or horizontal and vertical lighting. Single or dual adjustments ensure additional system flexibility.

80 Overview Downlights
90 Laser Blade Square
102 Laser Blade
165 Reflex
180 Easy
184 Pixel Pro
188 Pixel Plus
190 Laser
208 Deep Frame

224 Palco Downlight remote driver
230 Palco Framer Downlight remote driver

Fairmont The Queen Elizabeth Hotel - Montreal, Canada
Architectural project: Sid Lee Architecture | Architecture 49 architectural consortium
Interior Design: Sid Lee Architecture
Lighting project: lightemotion, Canada
Photo: Stephane Brugger

Overview Downlights







	92 Laser Blade Square High Contrast	**96** Laser Blade Square Wall Washer	**98** Laser Blade Square Adjustable	**106** Laser Blade XS High Contrast	**112** Laser Blade XS Wall Washer LGC **new**
Performances					
Optics	22°/24°/30°/32°/34°/36°/42°/50°/52°/54°/58°	WW	10°/22°/24°/28°/30°/32°/34°/42°/44°/46°/48°/50°	24°/36°/42°/58°	WW
Power W	2 → 32,1	8,8 → 32,1	8,1 → 32,1	2 → 33,8	5,9 → 28,4
Light flow lm	133 → 1948	336 → 1770	308 → 1948	133 → 2374	139 → 804
Colour temperature	2700/3000/4000	2700/3000/4000	2700/3000/4000	2700/3000/4000	2700/3000/4000
Warm dimming 1800K÷5700K	•	•	•		
Tunable White 2700K÷5700K	•	•		•	
UGR	<10			<10	
Range and versions					
Number of sizes	6	2	2	8	4
Minimal	•	•	•	•	•
Frame	•	•	•	•	•
Round					
Square	•	•	•	•	
Adjustable multi-lamp luminaires					
Accessories					
Optics			A/B/E/M		
Decorative			N		







	136 Laser Blade General Lighting	**138** Laser Blade Adjustable	**140** Laser Blade L High Contrast	**144** Laser Blade L Wall Washer	**146** Laser Blade L Adjustable
Performances					
Optics	GL	12°/32°/48°	24°/30°/32°/34°/50°/52°/54°	WW	10°/24°/28°/30°/32°/42°/44°/48°/50°
Power W	12 → 35	24,5 → 70	8,8 → 29,2	8,8 → 29,2	8,1 → 11,6
Light flow lm	525 → 1574	1343 → 4478	420 → 2811	336 → 1934	308 → 689
Colour temperature	3000/4000	3000/4000	2700/3000/4000	2700/3000/4000	2700/3000/4000
Warm dimming 1800K÷5700K			•		
Tunable White 2700K÷5700K					
UGR		<10	<10		
Range and versions					
Number of sizes	3		3		
Minimal	•	•	•		
Frame	•		•		
Round					
Square			•	•	•
Adjustable multi-lamp luminaires		•			
Accessories					
Optics			A/B/C/E		
Decorative			N		

Optics: **WW** Wall Washer - **GL** General Lighting - **DA** Dual Asymmetrical
Accessories: **A** Refractor **B** Diffuser Filter - **C** Soft Lens Filter - **D** UV/IR Filter - **E** Honeycomb Louvre - **F** Dark Light Refractor - **G** Down Light Wall Washer Reflector
H Wall Washer Effect Glass- **I** Spill-Ring - **L** Cylindrical Ring - **M** Interchangeable Reflector
N Coloured Filters - **O** Decorative Glass - **P** Decorative Rings - **Q** Decorative Cylinders








116 Laser Blade XS Wall Washer	**120** Laser Blade XS General Lighting Pro	**122** Laser Blade High Contrast	**126** Laser Blade Wall Washer LGC **new**	**130** Laser Blade Wall Washer	**134** Laser Blade General Lighting Pro
WW	GL	12°/30°/32°/48°	WW	WW	GL
5,9 → 28,4	12,4 → 33,8	2,1 → 35	12 → 35	12 → 35	12 → 35
145 → 955	579 → 1974	141 → 2290	264 → 856	331 → 1076	619 → 1987
2700/3000/4000	2700/3000/4000	2700/3000/4000	2700/3000/4000	2700/3000/4000	2700/3000/4000
•	•	•	•	•	
		<10			
4	4	5	3	3	3
•	•	•	•	•	•
•	•	•	•	•	•






150 Laser Blade XL High Contrast	**152** Laser Blade XL Wall Washer	**154** Laser Blade XL Adjustable	**158** Laser Blade System53			
			Adjustable	High contrast	Low contrast	Wall washer
22°/24°/34°/36° /52°/54°	WW	10°/22°/34°/46°	12°/32°/48°	48°	GL	WW
23,5 → 32,1	23,5 → 32,1	13,5 → 32,1	10 → 31	10 → 31	17 → 34	21 → 31
1766 → 1948	1711 → 1770	515 → 1948	850 → 2500	950 → 1900	2450 → 5300	1800 → 2700
2700/3000/4000	2700/3000/4000	2700/3000/4000	3000/4000	3000/4000	3000/4000	3000/4000
<10			<10	<10		
1	1	1	3	3	1	2
•	•	•	•	•	•	•
•	•	•				
•	•	•				
			•	•	•	•
		A/C/M/E				
		N				

Data refer to the light flow of the 3000k system. Technical information may change alongside technological progress.
Consult iguzzini.com for ongoing updates.

Overview Downlights



166 Fixed Reflex
C.o.B.



172 Wall Washer Reflex
C.o.B.



176 Reflex C.o.B.
adjustable



180 Easy



184 Pixel Pro

new

Performances Optics Power W	18°/24°/26°/28°/30°/42°/44°/48°/52°/56°/58°/60°/62°/64°/66°/74°/78°	WW	13°/14°/18°/19°/20°/22°/24°/25°/30°/31°/32°/35°/40°	UGR	18°/22°/28°/36°/42°/48°/54°/8°
Light flow lm	8,6 → 57,6	11,2 → 43,4	8,6 → 43,3	16,7 → 40,7	13,2 → 48,6
Colour temperature	650 → 6155	768 → 3212	150 → 3474	1806 → 4158	656 → 4096
RGB	2700/3000/4000	2700/3000/4000	2700/3000/4000	3000/4000	3000/4000
Warm dimming 1800K÷5700K	RGB + TW				
UGR					
Range and versions	<10			<10	
Number of sizes					
Minimal	6	4	5	3	3
Frame	•	•	•		
Round	•	•	•	•	•
Square	•	•	•	•	•
Adjustable multi-lamp luminaires					
Accessories					
Optics					
Decorative					A/D/H
					N



224 Palco
downlight remote driver



new

230 Palco Framer
downlight remote driver

The codes, technical and lighting characteristics of these downlights are presented in this section:
- Spotlights and Tracks page: 212.

Optics: **WW** Wall Washer - **GL** General Lighting - **DA** Dual Asymmetrical
Accessories: **A** Refractor **B** Diffuser Filter - **C** Soft Lens Filter - **D** UV/IR Filter - **E** Honeycomb Louvre - **F** Dark Light Refractor - **G** Down Light Wall Washer Reflector **H** Wall Washer Effect Glass- **I** Spill-Ring - **L** Cylindrical Ring - **M** Interchangeable Reflector **N** Coloured Filters - **O** Decorative Glass - **P** Decorative Rings - **Q** Decorative Cylinders

 **188** Pixel Plus	 **192** Laser fixed	 **200** Laser adjustable	 **206** Laser Wall Washer	 **208** Deep Frame
			new	
18°/36°/42°/48°/54°	14°/22°/24°/26°/28°/30°/40°/42°/44°/46°/53°/56°/58°	16°/20°/24°/26°/28°/42°/44°/46°	WW	14°/18°/26°/38°/42°/48°/6°
15,3 → 48,6	1,4 → 10	7,5 → 10	10	10,1 → 94,4
1540 → 4096	74 → 972	429 → 947	366 → 672	405 → 7190
3000/4000	2700/3000/4000	2700/3000	2700/3000	3000
	•	•	•	
<13	<10	<10		
2	8	3	2	3
	•	•	•	
•	•	•	•	•
•	•	•	•	
	•	•	•	•
				•
A/H	A/B/E	A/B/E		A/M
	N/P/Q	N/P/Q		

Data refer to the light flow of the 3000k system. Technical information may change alongside technological progress.
Consult iguzzini.com for ongoing updates.

Overview Downlights

It's in the Optics

Opti Beam



Opti Beam Reflector *
The lenticular surface of the spotlights helps improve light distribution without affecting optical performance and therefore the efficiency of the luminaires. Opti Beam is available with Spot, Medium, Flood and Wide Flood optic.
* Patent Pending



Opti Beam Lens*
Two lenses in one, two innovations in a single lens. Superspot ultra-compact high intensity optic.
The light beam is even and well defined, with no colour aberrations. Maximum visual comfort ensured by a spill-ring inside the lens.
* 2 Patents Pending



Opti Beam Refractors*
Micro-prismatic textures with random modelling symmetrical elements that avoid any kind of geometric and chromatic aberration. When combined with the Opti Beam Lens, refractors (even interchangeable models) model the beam of light using different apertures.
* Patent Pending



SS - Super Spot
α <8°



S - Spot
α 9°-15°



M - Medium
α 16°-25°



F - Flood
α 26°-39°



WF - Wide Flood
α 40°-60°



WW - Wall Washer



GL - General Lighting



E - Elliptical**

** These optics are obtained by installing the respective accessory.

Super comfort optics
The new super comfort optics achieve luminance values of UGR <10 and <1500 cd/m2 by eliminating glare.

*** EN 12464-1:2011**

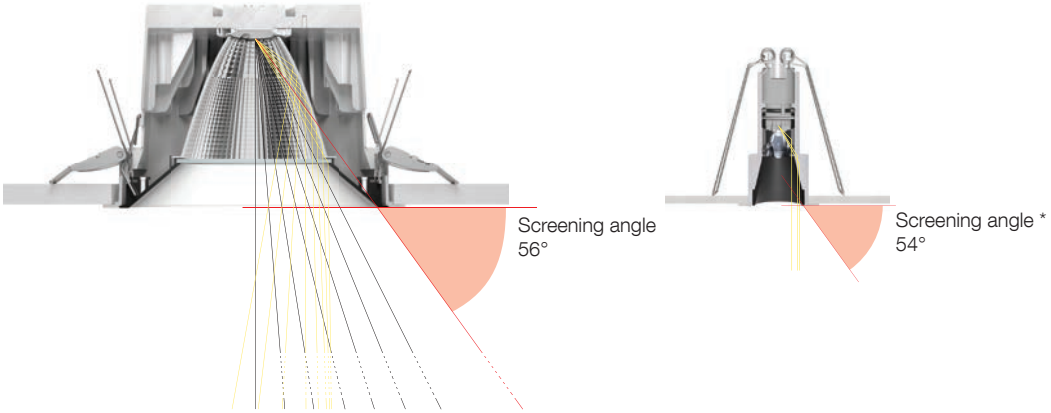

No field angle
We have eliminated the double ring effect, thereby achieving a well-defined light circle**.** The intensity at the limit angle is close to 50% Imax (the field angle aligns with FWMH*).

* FWHM is the angle corresponding to the point where intensity is equal to 50% Imax.

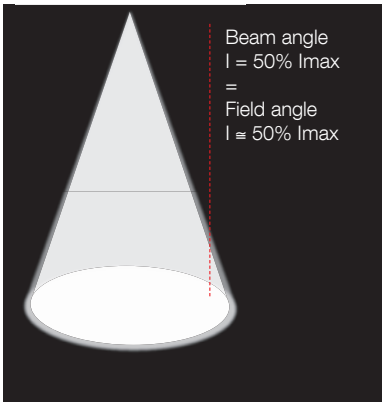

Opti Beam Technology

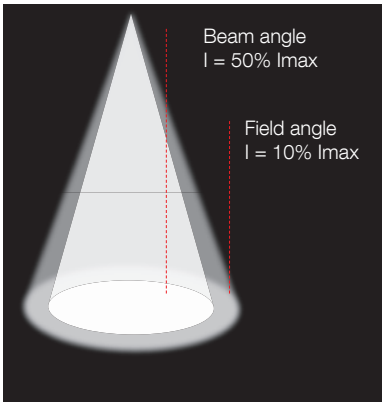

Other technology

Wall Washer Quality
Vertical lighting is our masterpiece. Light entirely overlaps the surface of the wall. Ensuring delicacy. Total cleanliness from bottom to top, with maximum uniformity, without edging effects.



Optical Accessories Various types of lens allow the lighting distribution of the main optics to be modified, thereby achieving highly professional lighting effects.



Refractor for elliptical distribution



Honeycomb louvre



Soft Lens Filter



Filter for Wall washer effect



Spill ring



Refractor

Overview Downlights

Reliability for better Light

Thermal Dissipation
We test the worst-case condition**.** Thanks to thermographic and fluid-dynamic simulations, we are able to define the best geometry for our products in order to maintain a constant LED operating temperature.

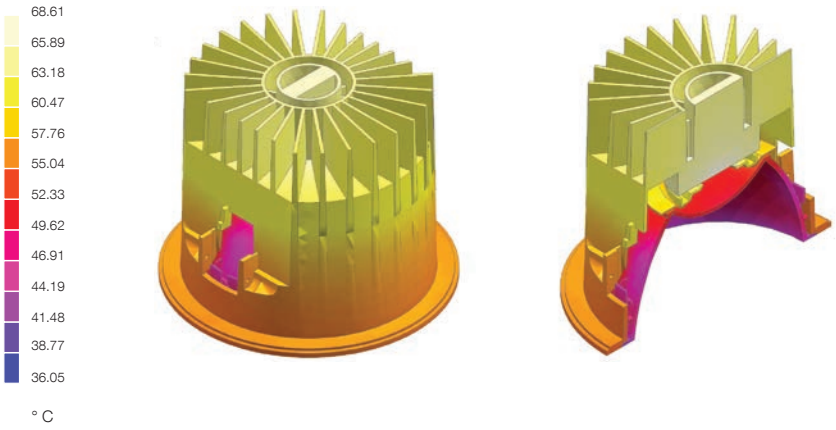

MacAdam
We choose the world's best suppliers to ensure consistent and repetitive selection of LEDs to ensure colour uniformity not only over time but also between different products in the same lighting project, up to MacAdam Step 2**.**


iGuzzini (MacAdam step 2)


Other solutions (MacAdam step > 3)

CRI
Chromatic yield defines the ability to saturate the colours.
We select the best LEDs ensuring incomparable colour yields even for critical colours such as red, achieving CRI values of more than 97.



Duration of LEDs
The lifespan of LEDs is a given statistic. Parameters “L” and “B” describe the percentage value of the final luminous flux (L) and the confidence level expressed (B). Our new generation products always envisage B10 or B20, thereby stating extremely reliable LED lifespan values.

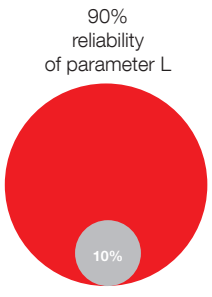

LED iGuzzini B10

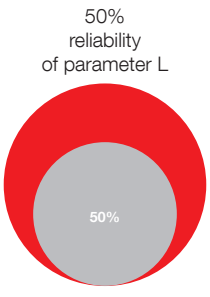

common LEDs on market B50

B10 indicates a 90% reliability level at the point the declared lifetime is reached with the light flow indicated



Tunable White
Tunable White technology regains the dynamics of white light, i.e. the temperature variation from 2700K to 5700K, while maintaining lighting intensity.





Tunable White / RGB
Innovative TW RGB technology further amplifies the positive effects of Tunable White by exploiting colour variation to transform the setting and stimulate synaesthetic suggestions.





Warm Dimming
Warm dimming is the new feature that varies colour temperature, from 2700K to 1800K, as the lighting intensity decreases, by up to 5%, while maintaining constant colour yield, thereby reproducing halogen's reactive effect.





page 88-89
Terminal 4 Singapore Changi Airport – Singapore
Client: Changi Airport Group
Architectural project: SAA Architects – Architect & Design Consortium
Lighting project: Lichtvision + WSP
General contractor: Takenaka / Interior design: Benoy Limited / Photo: Marc Tey photography


TERNATIONAL FOOD HALL 国际美食坊
Lou Yau
PANDORA
TRUNK & CO
MONTBLANC
LACOSTE
Baggage Storage
Lounges
Peranakan Gallery
Prayer Room
24hr Minimart
Trolleys

pinterest.com/iguzzini



Laser Blade Square

Laser Blade Square High Contrast
Frame / Minimal

page 92







M
α 22°-24°

F
α 30°-32°
36°-34°

WF
α 42°-50°
52°-54°
58°

⧄ 144



⧄ 86



⧄ 65



⧄ 46



⧄ 44



⧄ 28



Laser Blade Square Wall Washer Frame / Minimal

page 96







WW

Laser Blade Square Adjustable Frame / Minimal

page 98





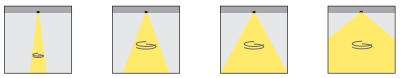

S
α 10°

M
α 22°-24°

F
α 28°-30°
32°-34°

WF
α 42°-44°
46°-48°
50°









Laser Blade Square
High Contrast





28x28



44x44



46x46



65x65



86x86



144x144













Explore and interact with products in 3D.
thelightexperience.iguzzini.com

DALI | High CRI | Opti Beam | K K | IP20 | IP23

- High contrast square versions with fixed recessed optics.
- Broad range of sizes
- Flush-mount installation without needing tools for 1-25mm false ceilings
- Available with Frame and Minimal application solutions
- Made of die-cast aluminium
- Tunable White versions.
- Opti Beam high definition optics
- High visual comfort
- Controlled Luminance
- IP20
- IP23 on the visible body of the mount after installation.

Optics





M
α 22°-24°





F
α 30°-32°
34°-36°





WF
α 42°-50°
52°-54°
58°



01 WHITE | 04 BLACK | 01 WHITE | 47 WHITE/BLACK | 43 BLACK/BLACK | 74 GREY/BLACK

iguzzini.com code finder / download design files / save and organize favorites

new Available



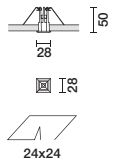

source		system			
W	lm	W	lm	optic	code colour
Frame version					
LED					
4000K - CRI 90					
2W	210	2W	165	42°	**Q460** 01-43-47-74
3000K - CRI 90					
2W	190	2W	141	24°	**Q461** 01-43-47-74
2W	190	2W	149	42°	**Q462** 01-43-47-74
2700K - CRI 90					
2W	180	2W	133	24°	**Q463** 01-43-47-74
2W	180	2W	140	42°	**Q464** 01-43-47-74

Class of Insulation III
Power supply to be ordered separately

new



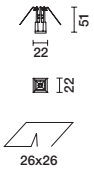

source		system			
W	lm	W	lm	optic	code colour
Minimal version					
LED					
4000K - CRI 90					
2W	210	2W	165	42°	**QI82** 01-04
3000K - CRI 90					
2W	190	2W	141	24°	**QI83** 01-04
2W	190	2W	149	42°	**QI84** 01-04
2700K - CRI 90					
2W	180	2W	133	24°	**QI85** 01-04
2W	180	2W	140	42°	**QI86** 01-04

Class of Insulation III
Power supply to be ordered separately



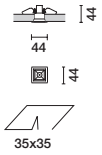

source		system			
W	lm	W	lm	optic	code colour
Frame version					
LED					
4000K - CRI 95					
2,1W	190	2,1W	158	32°	**MK45** 01-43-47-74
3000K - CRI 90					
2,1W	190	2,1W	158	32°	**MK46** 01-43-47-74
3000K - CRI 95					
2,1W	170	2,1W	141	32°	**MQ75** 01-43-47-74
2700K - CRI 95					
2,1W	170	2,1W	141	32°	**MM75** 01-43-47-74

Class of Insulation III
Power supply to be ordered separately

new





source		system			
W	lm	W	lm	optic	code colour
Minimal version					
LED					
4000K - CRI 95					
2,1W	190	-	157	32°	**QK89** 01-04
3000K - CRI 95					
2,1W	170	-	141	32°	**QK90** 01-04
2700K - CRI 95					
2,1W	170	-	141	32°	**QK91** 01-04

Class of Insulation III
Power supply to be ordered separately



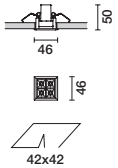

source		system			
W	lm	W	lm	optic	code colour
Frame version					
LED					
4000K - CRI 90					
7,9W	770	7,9W	637	58°	**Q475** 01-43-47-74
3000K - CRI 90					
7,9W	690	7,9W	552	42°	**Q476** 01-43-47-74
7,9W	690	7,9W	573	58°	**Q477** 01-43-47-74
2700K - CRI 90					
7,9W	650	7,9W	522	42°	**Q478** 01-43-47-74
7,9W	650	7,9W	541	58°	**Q479** 01-43-47-74

Class of Insulation III
Power supply to be ordered separately

new



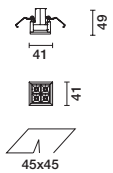

source		system			
W	lm	W	lm	optic	code colour
Minimal version					
LED					
4000K - CRI 90					
7,9W	770	7,9W	637	58°	**QI97** 01-04
3000K - CRI 90					
7,9W	690	7,9W	552	42°	**QI98** 01-04
7,9W	690	7,9W	573	58°	**QI99** 01-04
2700K - CRI 90					
7,9W	650	7,9W	522	42°	**QJ00** 01-04
7,9W	650	7,9W	541	58°	**QJ01** 01-04

Class of Insulation III
Power supply to be ordered separately

Class III product performances are assured only when using the electronic power supplies and drivers indicated in the catalogue.

Technical information may change alongside technological progress. Consult iguzzini.com for ongoing updates.

Laser Blade Square
High Contrast

01	04	01	47	43	74
WHITE	BLACK	WHITE	WHITE/ BLACK	BLACK/BLACK	GREY/BLACK

iguzzini.com code finder / download design files / save and organize favorites

new
Available



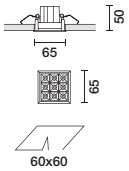

source system

W	lm	W	lm	optic	code colour
Frame version					
LED					
4000K - CRI 90 - DALI					
15W	1550	**17,7W**	**1275**	**58°**	**Q501** 01-43-47-74
3000K - CRI 90 - DALI					
15W	1400	**17,7W**	**1147**	**42°**	**Q502** 01-43-47-74
15W	1400	**17,7W**	**1147**	**58°**	**Q503** 01-43-47-74
2700K - CRI 90 - DALI					
15W	1300	**17,7W**	**1083**	**42°**	**Q504** 01-43-47-74
15W	1300	**17,7W**	**1083**	**58°**	**Q505** 01-43-47-74
Tunable white - CRI 90 - DALI					
15W	1400	**19,7W**	**1166**	**42°**	**Q781** 01-43-47-74
15W	1400	**19,7W**	**1166**	**58°**	**Q782** 01-43-47-74

Complete with power supply
Tunable white: 2700K÷5700K

new



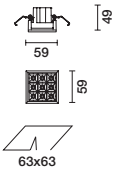

source system

W	lm	W	lm	optic	code colour
Minimal version					
LED					
4000K - CRI 90 - DALI					
15W	2900	**17,7W**	**1121**	**58°**	**QJ21** 01-04
3000K - CRI 90 - DALI					
15W	2900	**17,7W**	**996**	**42°**	**QJ22** 01-04
15W	1350	**17,7W**	**996**	**58°**	**QJ23** 01-04
2700K - CRI 90 - DALI					
15W	1300	**17,7W**	**955**	**42°**	**QJ24** 01-04
15W	1300	**17,7W**	**955**	**58°**	**QJ25** 01-04
Tunable white - CRI 90 - DALI					
15W	1400	**19,7W**	**1166**	**42°**	**QJ26** 01-04
15W	1400	**19,7W**	**1166**	**58°**	**QJ27** 01-04

Complete with power supply
Tunable white: 2700K÷5700K

new



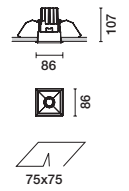

source system

W	lm	W	lm	optic	code colour
Frame version					
LED					
4000K - CRI 80					
6,7W	1050	**9,1W**	**798**	**52°**	**N153** 01-43-47-74
3000K - CRI 80					
6,7W	1000	**9,1W**	**760**	**52°**	**N154** 01-43-47-74
3000K - CRI 90					
8,5W	1050	**11W**	**693**	**24°**	**P948** 01-43-47-74
8,5W	1050	**11W**	**776**	**32°**	**N155** 01-43-47-74
8,5W	1050	**11W**	**798**	**52°**	**N156** 01-43-47-74
2700K - CRI 90					
9,2W	1050	**11,7W**	**693**	**24°**	**P949** 01-43-47-74
9,2W	1050	**11,7W**	**776**	**32°**	**N157** 01-43-47-74
9,2W	1050	**11,7W**	**798**	**52°**	**N158** 01-43-47-74
4000K - CRI 80 - DALI					
6,7W	1050	**8,8W**	**798**	**52°**	**N159** 01-43-47-74
3000K - CRI 80 - DALI					
6,7W	1000	**8,8W**	**760**	**52°**	**N160** 01-43-47-74
3000K - CRI 90 - DALI					
8,5W	1050	**10,8W**	**693**	**24°**	**P950** 01-43-47-74
8,5W	1050	**10,8W**	**776**	**32°**	**N161** 01-43-47-74
8,5W	1050	**10,8W**	**798**	**52°**	**N162** 01-43-47-74
2700K - CRI 90 - DALI					
9,2W	1050	**11,6W**	**693**	**24°**	**P951** 01-43-47-74
9,2W	1050	**11,6W**	**776**	**32°**	**N163** 01-43-47-74
9,2W	1050	**11,6W**	**798**	**52°**	**N164** 01-43-47-74
Warm Dimming - CRI 90 - DALI					
• 8,7W	650	**10,7W**	**488**	**34°**	**QE03** 01-43-47-74
• 8,7W	650	**10,7W**	**533**	**54° / 50°**	**QE04** 01-43-47-74

Complete with power supply

new



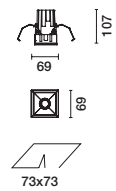

source system

W	lm	W	lm	optic	code colour
Minimal version					
LED					
4000K - CRI 80					
6,7W	1050	**9,1W**	**798**	**54°**	**QJ94** 01-04
3000K - CRI 90					
8,5W	1050	**11W**	**693**	**24°**	**QJ95** 01-04
8,5W	1050	**11W**	**776**	**30°**	**QJ96** 01-04
8,5W	1050	**11W**	**798**	**54°**	**QJ97** 01-04
2700K - CRI 90					
9,2W	1050	**11,7W**	**693**	**24°**	**QJ98** 01-04
9,2W	1050	**11,7W**	**776**	**30°**	**QJ99** 01-04
9,2W	1050	**11,7W**	**798**	**54°**	**QK00** 01-04
4000K - CRI 80 - DALI					
6,7W	1050	**8,8W**	**798**	**54°**	**QK01** 01-04
3000K - CRI 90 - DALI					
8,5W	1050	**10,8W**	**693**	**24°**	**QK02** 01-04
8,5W	1050	**10,8W**	**776**	**30°**	**QK03** 01-04
8,5W	1050	**10,8W**	**798**	**54°**	**QK04** 01-04
2700K - CRI 90 - DALI					
9,2W	1050	**11,6W**	**693**	**24°**	**QK05** 01-04
9,2W	1050	**11,6W**	**776**	**30°**	**QK06** 01-04
9,2W	1050	**11,6W**	**798**	**54°**	**QK07** 01-04
Warm Dimming - CRI 90 - DALI					
8,4W	560	**10,7W**	**420**	**34°**	**QE05** 01-04
8,4W	560	**10,7W**	**420**	**34°**	**QK08** 01-04
8,4W	560	**10,7W**	**459**	**54° / 52°**	**QE06** 01-04
8,4W	560	**10,7W**	**459**	**54°/52°**	**QK09** 01-04

Complete with power supply

Tunable white versions are compatible with the iGuzzini range of light management systems presented on page 796.
For the system definition, refer to the instructions.



01 WHITE | 04 BLACK | 01 WHITE | 47 WHITE/BLACK | 43 BLACK/BLACK | 74 GREY/BLACK

iguzzini.com code finder / download design files / save and organize favorites

new
Available



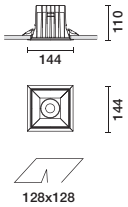

source		system			
W	lm	W	lm	optic	code colour
Frame version					
LED					
4000K - CRI 80 - DALI					
21W	3000	**23,5W**	**1948**	**52°**	**P776** 01-43-47-74
3000K - CRI 90 - DALI					
29W	3000	**32,1W**	**1860**	**24°**	**P777** 01-43-47-74
29W	3000	**32,1W**	**1827**	**36°**	**P778** 01-43-47-74
29W	3000	**32,1W**	**1948**	**52°**	**P779** 01-43-47-74
2700K - CRI 90 - DALI					
29W	2900	**32,1W**	**1798**	**24°**	**P780** 01-43-47-74
29W	2900	**32,1W**	**1766**	**36°**	**P781** 01-43-47-74
29W	2900	**32,1W**	**1883**	**52°**	**P782** 01-43-47-74

Complete with DALI power supply

new



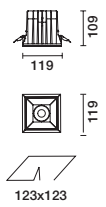

source		system			
W	lm	W	lm	optic	code colour
Minimal version					
LED					
4000K - CRI 80 - DALI					
21W	3000	**23,5W**	**1948**	**54°**	**QK52** 01-04
3000K - CRI 90 - DALI					
29W	3000	**32,1W**	**1860**	**22°**	**QK53** 01-04
29W	3000	**32,1W**	**1827**	**34°**	**QK54** 01-04
29W	3000	**32,1W**	**1948**	**54°**	**QK55** 01-04
2700K - CRI 90 - DALI					
29W	2900	**32,1W**	**1798**	**22°**	**QK56** 01-04
29W	2900	**32,1W**	**1766**	**34°**	**QK57** 01-04
29W	2900	**32,1W**	**1883**	**54°**	**QK58** 01-04

Complete with DALI power supply
Flangia Minimal da ordinare separatamente

Mounting accessories	code	colour
 Minimal flange		
for false ceilings sp. 12,5 mm	**PA24**	01
	for recessed 30x30 mm	
for false ceilings sp. 15 mm	**PA25**	01
	for recessed 30x30 mm	
for false ceilings sp. 20 mm	**PA26**	01
	for recessed 30x30 mm	
for false ceilings sp. 25 mm	**PA27**	01
	for recessed 30x30 mm	
for false ceilings between 12.5 mm and 25 mm thick	**QJ86**	01
	for recessed 22x22 mm	
	QJ89	01
	for recessed 41x41 mm	
	QJ91	01
	for recessed 59x59 mm	
	QK49	01
	for recessed 69x69 mm	
	QK71	01
	for recessed 119x119 mm version	

Power supply	code	colour
 Constant current power supply unit non dimmable IP20 17W		
dim. 140x230x95h (6PG)	**MXF9**	00
 Constant current power supply DALI IP20 50W		
VIN = 220-240VAC 50/60Hz Iout = 350/700/1050mA dimensions: 125x80x22	**BZM4**	00

Laser Blade Square
Wall Washer





86x86



144x144





Explore and interact with products in 3D.
thelightexperience.iguzzini.com

DALI | High CRI | IP20 | IP43

- Square Wall Washer versions
- Flush-mount installation without needing tools for 1-25mm false ceilings
- Available with Frame and Minimal application solutions
- Made of die-cast aluminium
- Specialist patented optical system for effective vertical distribution
- IP20
- IP43 on the visible body of the mount after installation.

Optics

The innovative wall washer optic (patented) was designed to ensure uniform lighting of walls, from the highest to the lowest points, as well as avoiding shadow areas in zones near the ceiling.



WW

Correct installation

Correct installation distances to achieve uniform lighting of the walls. For installation criteria, refer to the instruction sheet.

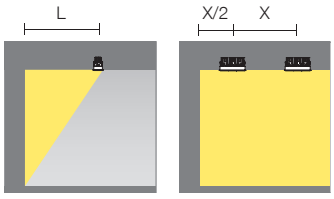

Version (mm)	L (m)	X (m)	X/2 (m)
89x89	0,7	0,7	0,35
144x144	0,9	1,00	0,5


01
WHITE


04
BLACK


01
WHITE


47
WHITE/BLACK


43
BLACK/BLACK


74
GREY/BLACK

iguzzini.com code finder / download design files / save and organize favorites

new
Available

new



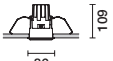





source		system			
W	lm	W	lm	optic	code colour
Frame version					
LED					
4000K - CRI 80					
6,7W	1050	**9,1W**	**598**	**WW**	**P956** 01-43-47-74
3000K - CRI 90					
8,5W	1000	**11W**	**570**	**WW**	**P957** 01-43-47-74
2700K - CRI 90					
9,2W	1050	**11,7W**	**598**	**WW**	**P958** 01-43-47-74
4000K - CRI 80 - DALI					
6,7W	1050	**8,8W**	**598**	**WW**	**P959** 01-43-47-74
3000K - CRI 90 - DALI					
8,5W	1000	**10,9W**	**570**	**WW**	**P960** 01-43-47-74
2700K - CRI 90 - DALI					
9,2W	1050	**11,6W**	**598**	**WW**	**P961** 01-43-47-74
Warm Dimming - CRI 90 - DALI					
• 8,4W	590	**10,7W**	**336**	**WW**	**QE11** 01-43-47-74

Complete with power supply

new



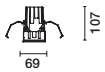





source		system			
W	lm	W	lm	optic	code colour
Minimal version					
LED					
4000K - CRI 80					
6,7W	1000	**9,1W**	**570**	**WW**	**QK16** 01-04
3000K - CRI 90					
8,4W	1000	**10,9W**	**570**	**WW**	**QK17** 01-04
2700K - CRI 90					
9,1W	1000	**11,6W**	**570**	**WW**	**QK18** 01-04
4000K - CRI 80 - DALI					
6,7W	1000	**8,8W**	**570**	**WW**	**QK19** 01-04
3000K - CRI 90 - DALI					
8,4W	1000	**10,7W**	**570**	**WW**	**QK20** 01-04
2700K - CRI 90 - DALI					
9,1W	1000	**11,5W**	**570**	**WW**	**QK21** 01-04
Warm Dimming - CRI 90 - DALI					
8,4W	590	**10,7W**	**336**	**WW**	**QE12** 01-04
8,4W	590	**10,7W**	**354**	**WW**	**QK22** 01-04

Complete with power supply



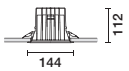





source		system			
W	lm	W	lm	optic	code colour
Frame version					
LED					
4000K - CRI 80 - DALI					
21W	3000	**23,5W**	**1770**	**WW**	**Q266** 01-43-47-74
3000K - CRI 90 - DALI					
29W	3000	**32,1W**	**1770**	**WW**	**Q267** 01-43-47-74
2700K - CRI 90 - DALI					
29W	2900	**32,1W**	**1711**	**WW**	**Q268** 01-43-47-74

Complete with DALI power supply

new



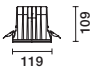





source		system			
W	lm	W	lm	optic	code colour
Minimal version					
LED					
4000K - CRI 80 - DALI					
21W	3000	**23,5W**	**1770**	**WW**	**QK59** 01-04
3000K - CRI 90 - DALI					
29W	3000	**32,1W**	**1770**	**WW**	**QK60** 01-04
2700K - CRI 90 - DALI					
29W	2900	**32,1W**	**1711**	**WW**	**QK61** 01-04

Complete with DALI power supply

Mounting accessories	code	colour
Minimal flange		
for false ceilings between 12.5 mm and 25 mm thick	**QK49** 01 for recessed 69x69 mm **QK71** 01 for recessed 119x119 mm version	

Laser Blade Square
Adjustable





86x86



144x144





Explore and interact with products in 3D.
thelightexperience.iguzzini.com

DALI | High CRI | Opti Beam | IP20

- Adjustable square versions with recessed optics.
- Flush-mount installation without needing tools for 1-25mm false ceilings
- Available with Frame and Minimal application solutions
- Made of aluminium
- Swivelling and rotating orientation
- Opti Beam high definition optics
- Specific versions with Opti Beam Lens for extremely concentrated light emissions
- Optical and decorative accessories
- IP20
- IP23 on the visible body of the mount after installation.

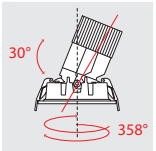

Dual adjustability

Optics



S* α 10°

M α 22°-24°

F α 28°-30° 32°-34°

WF α 42°-46°-44°-48°-50°

E**

* Spot optic: product complete with lens
** Elliptical Optics: - obtained by installing the respective accessory.


01
WHITE


04
BLACK


01
WHITE


47
WHITE/BLACK


43
BLACK/BLACK


74
GREY/BLACK

Opti Beam Lens with accessories
The Opti Beam lens produces an extremely concentrated cone (SS) with sharp edges without a double ring effect.. In combination, it is possible to fit Opti Beam interchangeable refractors to open the beam to medium, flood and wide flood.

Refractor for elliptical distribution



Diffuser Filter



Soft Lens Filter



Coloured filters



Honeycomb louvre



Opti Beam Reflector with accessories
Interchangeable Opti Beam reflectors, on the other hand, produce medium, flood and wide flood cones with higher light flows. Optical and photometric accessories to expand and modulate light emissions.

For the number of accessories that can be installed, refer to the instruction sheet

Refractor for elliptical distribution



Opti Beam Refractor M - F - WF



Soft Lens Filter



Coloured filters



Honeycomb louvre



iguzzini.com code finder / download design files / save and organize favorites

new
Available

new







source W	lm	system W	lm	optic	code colour
Frame version					
LED					
4000K - CRI 80					
6,7W	1000	**9,1W**	**689**	**50°**	**P722** 01-43-47-74
3000K - CRI 90					
6,1W	540	**8,2W**	**329**	**10°**	**P723** 01-43-47-74
8,4W	1000	**10,9W**	**600**	**24°**	**P724** 01-43-47-74
8,4W	1000	**10,9W**	**658**	**30°**	**P725** 01-43-47-74
8,4W	1000	**10,9W**	**689**	**50°**	**P726** 01-43-47-74
2700K - CRI 90					
6,1W	510	**8,2W**	**311**	**10°**	**P727** 01-43-47-74
9,1W	1000	**11,6W**	**600**	**24°**	**P728** 01-43-47-74
9,1W	1000	**11,6W**	**658**	**30°**	**P729** 01-43-47-74
9,1W	1000	**11,6W**	**689**	**50°**	**P730** 01-43-47-74
4000K - CRI 80 - DALI					
6,7W	1000	**8,8W**	**689**	**50°**	**P731** 01-43-47-74
3000K - CRI 90 - DALI					
6,1W	540	**8,1W**	**329**	**10°**	**P732** 01-43-47-74
8,4W	1000	**10,7W**	**600**	**24°**	**P733** 01-43-47-74
8,4W	1000	**10,7W**	**658**	**30°**	**P734** 01-43-47-74
8,4W	1000	**10,7W**	**689**	**50°**	**P735** 01-43-47-74
2700K - CRI 90 - DALI					
6,1W	510	**8,1W**	**311**	**10°**	**P736** 01-43-47-74
9,1W	1000	**11,5W**	**600**	**24°**	**P737** 01-43-47-74
9,1W	1000	**11,5W**	**658**	**30°**	**P738** 01-43-47-74
9,1W	1000	**11,5W**	**689**	**50°**	**P739** 01-43-47-74
Warm Dimming - CRI 90 - DALI					
• 8,5W	610	**10,7W**	**354**	**30° / 28°**	**QE07** 01-43-47-74
• 8,5W	610	**10,7W**	**409**	**44° / 42°**	**QE08** 01-43-47-74

Complete with power supply
P723, P727, P732, P736: Opti Beam Lens

new







source W	lm	system W	lm	optic	code colour
Minimal version					
LED					
4000K - CRI 80					
6,7W	1000	**9,1W**	**689**	**50°**	**QK29** 01-04
3000K - CRI 90					
6,1W	540	**8,2W**	**328**	**10°**	**QK30** 01-04
8,4W	1000	**10,9W**	**600**	**24°**	**QK31** 01-04
8,4W	1000	**10,9W**	**658**	**30°**	**QK32** 01-04
8,4W	1000	**10,9W**	**689**	**50°**	**QK33** 01-04
2700K - CRI 90					
6,1W	510	**8,2W**	**308**	**10°**	**QK34** 01-04
9,1W	1000	**11,6W**	**600**	**24°**	**QK35** 01-04
9,1W	1000	**11,6W**	**658**	**30°**	**QK36** 01-04
9,1W	1000	**11,6W**	**689**	**50°**	**QK37** 01-04
4000K - CRI 80 - DALI					
6,7W	1000	**8,8W**	**689**	**50°**	**QK38** 01-04
3000K - CRI 90 - DALI					
6,1W	540	**8,1W**	**328**	**10°**	**QK39** 01-04
8,4W	1000	**10,7W**	**600**	**24°**	**QK40** 01-04
8,4W	1000	**10,7W**	**658**	**30°**	**QK41** 01-04
8,4W	1000	**10,7W**	**689**	**50°**	**QK42** 01-04
2700K - CRI 90 - DALI					
6,1W	510	**8,1W**	**308**	**10°**	**QK43** 01-04
9,1W	1000	**11,5W**	**600**	**24°**	**QK44** 01-04
9,1W	1000	**11,5W**	**658**	**30°**	**QK45** 01-04
9,1W	1000	**11,5W**	**689**	**50°**	**QK46** 01-04
Warm Dimming - CRI 90 - DALI					
8,5W	610	**10,7W**	**409**	**32°**	**QK47** 01-04
8,5W	610	**10,7W**	**354**	**30° / 28°**	**QE09** 01-04
8,5W	610	**10,7W**	**354**	**48°**	**QK48** 01-04
8,5W	610	**10,7W**	**409**	**44° / 42°**	**QE10** 01-04

Complete with power supply

Laser Blade Square
Adjustable


01
WHITE


04
BLACK


01
WHITE


47
WHITE/BLACK


43
BLACK/BLACK


74
GREY/BLACK

iguzzini.com code finder / download design files / save and organize favorites

new
Available









source W	lm	system W	lm	optic	code colour
Frame version					
LED					
3000K - CRI 90 - DALI					
12W	1150	**13,5W**	**564**	**10°**	**P759** 01-43-47-74
2700K - CRI 90 - DALI					
12W	1050	**13,5W**	**515**	**10°**	**P763** 01-43-47-74

Complete with DALI power supply
Opti Beam Lens

new









source W	lm	system W	lm	optic	code colour
Minimal version					
LED					
3000K - CRI 90 - DALI					
12W	1000	**13,5W**	**564**	**10°**	**QK63** 01-04
2700K - CRI 90 - DALI					
12W	1000	**13,5W**	**515**	**10°**	**QK67** 01-04

Complete with DALI power supply
Opti Beam Lens

accessories

Optical accessories	86x86 code	86x86 colour	144x144 code	144x144 colour
Opti Beam Refractor				
medium	---	---	**MY47** 24 for Opti Beam Lens	
flood	---	---	**MY48** 24 for Opti Beam Lens	
wide flood	---	---	**MY49** 24 for Opti Beam Lens	
Honeycomb louvre	**MY39** 04		**MY38** 04	
Diffuser Filter	**MW78** 24 **MW78** 65 for Opti Beam Reflector		---	---
“Soft Lens” filter	**MY42** 24 for Opti Beam Reflector		**MY46** 24 for Opti Beam Reflector	
Refractor for elliptical distribution	**MY40** 24		**MXV1** 24 for Opti Beam Reflector	
Coloured filters	**MY14** 05-06-16		**MY50** 05-06-16 for Opti Beam Reflector **4491** 05-06-09 **4491** 24 **4491** 65 for Opti Beam Reflector	

Mounting accessories	86x86 code	86x86 colour	144x144 code	144x144 colour
Minimal flange				
for false ceilings between 12.5 mm and 25 mm thick	**QK49** 01 for recessed 69x69 mm		**QK71** 01 for recessed 119x119 mm version	

Villa Loiseau des Sens - Saulieu, France
Architectural project: Atelier Correia Architectes & Associés
Technical Office: BIC2E
Landscape designer: Mayot & Toussaint
Photo: Didier Boy De La Tour

Technical information may change alongside technological progress. Consult iguzzini.com for ongoing updates.



Laser Blade

Laser Blade XS High Contrast

page 106



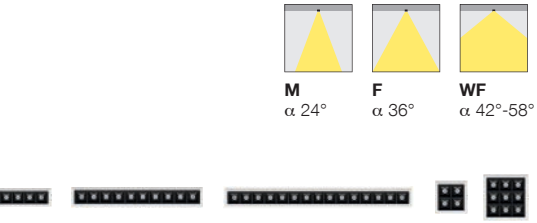

NEW **Laser Blade XS** Wall Washer LGC

page 112





Laser Blade XS Wall Washer

page 116





Laser Blade XS General Lighting Pro

page 120





Laser Blade High Contrast

page 122





NEW **Laser Blade** Wall Washer LGC

page 126





Laser Blade Wall Washer

page 130





WW



Laser Blade General Lighting Pro

page 134





GL



Laser Blade General Lighting

page 136





GL



Laser Blade L Adjustable

page 138





S
α 12°

F
α 32°

WF
α 48°





Laser Blade InOut

page 710







S
α 12°

F
α 30°

WF
α 48°



Laser Blade

Laser Blade L High Contrast

page 140







Laser Blade L Wall Washer

page 144







Laser Blade L Adjustable

page 146



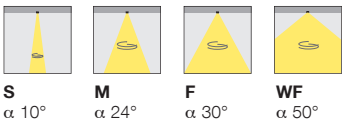



Laser Blade XL High Contrast

page 150



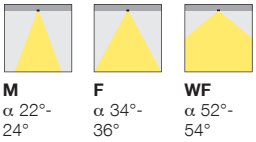

M
α 22°-24°

F
α 34°-36°

WF
α 52°-54°



Laser Blade XL Wall Washer

page 152





WW



Laser Blade XL Adjustable

page 154



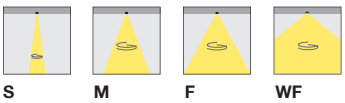

S
α 10°

M
α 22°

F
α 34°

WF
α 46°



Laser Blade XS “The Blade”
High Contrast

Awards
Lighting Design Awards 2017
ADI Design Index 2017




28X28


28x46


28x64


46x46


65x65


28x100


28x190


28X279

Explore and interact with products in 3D.
thelightexperience.iguzzini.com

DALI | High CRI | Opti Beam | IP20 | IP23

- Flush-mount installation on false ceilings of thickness 12.5 – 15 – 20 - 25 mm for Minimal versions (without perimeter flap) or 1 to 25 mm for Frame versions (with flap) using torsion springs.
- Main body with radiant surface made of die-cast aluminium.
- High-definition optics made of metallised thermoplastic material, integrated in the innovative black antiglare screen that defines emission with luminance control UGR<10 for (wide flood UGR 19).
- Tunable White versions available (2700K ÷ 5700K).
- The special configuration of the optical system delivers a precise circular distribution without punctiform effect.
- High visual comfort.
- Installation without tools.
- The minimum installation space dimensions are listed in the online instruction catalogue.
- IP20
- IP23 on the visible body of the mount after installation.


Compact dimensions

Optics


S
α 24°


F
α 42°


WF
α 58°



01 WHITE	04 BLACK	01 WHITE	47 WHITE/ BLACK	43 BLACK/ BLACK	74 GREY/ BLACK	E6 BURNISHED*	14 GOLD*	41 WHITE/ GOLD*	E7 WHITE/ BURNISHED CHROME*

iguzzini.com code finder / download design files / save and organize favorites

new
Available

* available on request



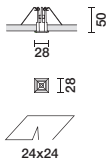

source W	lm	system W	lm	optic	code colour
Frame version					
LED					
4000K - CRI 90					
2W	210	2W	165	42°	**Q460** 01-43-47-74
3000K - CRI 90					
2W	190	2W	141	24°	**Q461** 01-43-47-74
2W	190	2W	149	42°	**Q462** 01-43-47-74
2700K - CRI 90					
2W	180	2W	133	24°	**Q463** 01-43-47-74
2W	180	2W	140	42°	**Q464** 01-43-47-74

Class of Insulation III
Power supply to be ordered separately

new



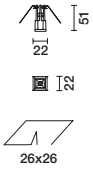

source W	lm	system W	lm	optic	code colour
Minimal version					
LED					
4000K - CRI 90					
2W	210	2W	165	42°	**QI82** 01-04
3000K - CRI 90					
2W	190	2W	141	24°	**QI83** 01-04
2W	190	2W	149	42°	**QI84** 01-04
2700K - CRI 90					
2W	180	2W	133	24°	**QI85** 01-04
2W	180	2W	140	42°	**QI86** 01-04

Class of Insulation III
Power supply to be ordered separately



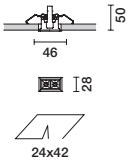

source W	lm	system W	lm	optic	code colour
Frame version					
LED					
4000K - CRI 90					
4W	400	4W	320	42°	**Q465** 01-43-47-74
3000K - CRI 90					
4W	360	4W	274	24°	**Q466** 01-43-47-74
4W	360	4W	288	42°	**Q467** 01-43-47-74
2700K - CRI 90					
4W	340	4W	258	24°	**Q468** 01-43-47-74
4W	340	4W	272	42°	**Q469** 01-43-47-74

Class of Insulation III
Power supply to be ordered separately

new



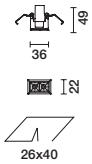

source W	lm	system W	lm	optic	code colour
Minimal version					
LED					
4000K - CRI 90					
4W	400	4W	320	36°	**QI87** 01-04
3000K - CRI 90					
4W	360	4W	274	24°	**QI88** 01-04
4W	360	4W	288	42°	**QI89** 01-04
2700K - CRI 90					
4W	340	4W	258	24°	**QI90** 01-04
4W	340	4W	272	42°	**QI91** 01-04

Class of Insulation III
Power supply to be ordered separately



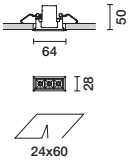

source W	lm	system W	lm	optic	code colour
Frame version					
LED					
4000K - CRI 90					
6W	590	6W	493	42°	**Q470** 01-43-47-74
3000K - CRI 90					
6W	540	6W	423	24°	**Q471** 01-43-47-74
6W	540	6W	444	42°	**Q472** 01-43-47-74
2700K - CRI 90					
6W	510	6W	399	24°	**Q473** 01-43-47-74
6W	510	6W	419	42°	**Q474** 01-43-47-74

Class of Insulation III
Power supply to be ordered separately

new



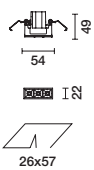

source W	lm	system W	lm	optic	code colour
Minimal version					
LED					
4000K - CRI 90					
6W	590	6W	493	42°	**QI92** 01-04
3000K - CRI 90					
6W	540	6W	423	24°	**QI93** 01-04
6W	540	6W	444	42°	**QI94** 01-04
2700K - CRI 90					
6W	510	6W	399	24°	**QI95** 01-04
6W	510	6W	419	42°	**QI96** 01-04

Class of Insulation III
Power supply to be ordered separately

Class III product performances are assured only when using the electronic power supplies and drivers indicated in the catalogue.

Technical information may change alongside technological progress. Consult iguzzini.com for ongoing updates.

Laser Blade XS
High Contrast

01 WHITE	04 BLACK	01 WHITE	47 WHITE/ BLACK	43 BLACK/ BLACK	74 GREY/ BLACK	E6 BURNISHED*	14 GOLD*	41 WHITE/ GOLD*	E7 WHITE/ BURNISHED CHROME*

iguzzini.com code finder / download design files / save and organize favorites

new
Available

* available on request



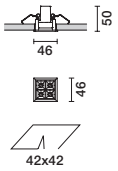

source		system			
W	lm	W	lm	optic	code colour
Frame version					
LED					
4000K - CRI 90					
7,9W	770	7,9W	637	58°	**Q475** 01-43-47-74
3000K - CRI 90					
7,9W	690	7,9W	552	42°	**Q476** 01-43-47-74
7,9W	690	7,9W	573	58°	**Q477** 01-43-47-74
2700K - CRI 90					
7,9W	650	7,9W	522	42°	**Q478** 01-43-47-74
7,9W	650	7,9W	541	58°	**Q479** 01-43-47-74

Class of Insulation III
Power supply to be ordered separately

new



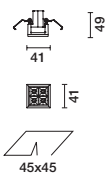

source		system			
W	lm	W	lm	optic	code colour
Minimal version					
LED					
4000K - CRI 90					
7,9W	770	7,9W	637	58°	**QI97** 01-04
3000K - CRI 90					
7,9W	690	7,9W	552	42°	**QI98** 01-04
7,9W	690	7,9W	573	58°	**QI99** 01-04
2700K - CRI 90					
7,9W	650	7,9W	522	42°	**QJ00** 01-04
7,9W	650	7,9W	541	58°	**QJ01** 01-04

Class of Insulation III
Power supply to be ordered separately



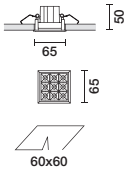

source		system			
W	lm	W	lm	optic	code colour
Frame version					
LED					
4000K - CRI 90 - DALI					
15W	1550	17,7W	1275	58°	**Q501** 01-43-47-74
3000K - CRI 90 - DALI					
15W	1400	17,7W	1147	42°	**Q502** 01-43-47-74
15W	1400	17,7W	1147	58°	**Q503** 01-43-47-74
2700K - CRI 90 - DALI					
15W	1300	17,7W	1083	42°	**Q504** 01-43-47-74
15W	1300	17,7W	1083	58°	**Q505** 01-43-47-74
Tunable white - CRI 90 - DALI					
15W	1400	19,7W	1166	42°	**Q781** 01-43-47-74
15W	1400	19,7W	1166	58°	**Q782** 01-43-47-74

Complete with power supply
Tunable white: 2700K÷5700K

new



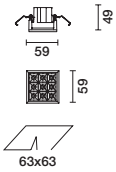

source		system			
W	lm	W	lm	optic	code colour
Minimal version					
LED					
4000K - CRI 90 - DALI					
15W	2900	17,7W	1121	58°	**QJ21** 01-04
3000K - CRI 90 - DALI					
15W	2900	17,7W	996	42°	**QJ22** 01-04
15W	1350	17,7W	996	58°	**QJ23** 01-04
2700K - CRI 90 - DALI					
15W	1300	17,7W	955	42°	**QJ24** 01-04
15W	1300	17,7W	955	58°	**QJ25** 01-04
Tunable white - CRI 90 - DALI					
15W	1400	19,7W	1166	42°	**QJ26** 01-04
15W	1400	19,7W	1166	58°	**QJ27** 01-04

Complete with power supply
Tunable white: 2700K÷5700K



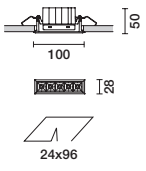

source		system			
W	lm	W	lm	optic	code colour
Frame version					
LED					
4000K - CRI 90					
9,9W	990	12,7W	820	42°	**Q485** 01-43-47-74
9,9W	990	12,7W	820	58°	**Q486** 01-43-47-74
3000K - CRI 90					
9,9W	890	12,7W	702	24°	**Q487** 01-43-47-74
9,9W	890	12,7W	738	42°	**Q488** 01-43-47-74
9,9W	890	12,7W	738	58°	**Q489** 01-43-47-74
2700K - CRI 90					
9,9W	840	12,7W	663	24°	**Q490** 01-43-47-74
9,9W	840	12,7W	697	42°	**Q491** 01-43-47-74
9,9W	840	12,7W	697	58°	**Q492** 01-43-47-74

Complete with power supply

new



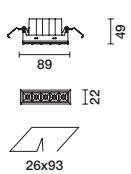

source		system			
W	lm	W	lm	optic	code colour
Minimal version					
LED					
4000K - CRI 90					
9,9W	970	12,7W	802	42°	**QJ02** 01-04
9,9W	970	12,7W	802	58°	**QJ03** 01-04
3000K - CRI 90					
9,9W	870	12,7W	687	24°	**QJ04** 01-04
9,9W	870	12,7W	722	42°	**QJ05** 01-04
9,9W	870	12,7W	722	58°	**QJ06** 01-04
2700K - CRI 90					
9,9W	820	12,7W	649	24°	**QJ07** 01-04
9,9W	820	12,7W	682	42°	**QJ08** 01-04
9,9W	820	12,7W	682	58°	**QJ09** 01-04

Complete with power supply



01 WHITE	04 BLACK	01 WHITE	47 WHITE/ BLACK	43 BLACK/ BLACK	74 GREY/ BLACK	E6 BURNISHED*	14 GOLD*	41 WHITE/ GOLD*	E7 WHITE/ BURNISHED CHROME*

iguzzini.com code finder / download design files / save and organize favorites

new Available

* available on request



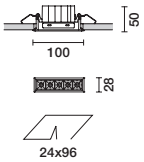

source		system			
W	lm	W	lm	optic	code colour
Frame version					
LED					
4000K - CRI 90 - DALI					
9,9W	990	12,4W	820	42°	**Q493** 01-43-47-74
9,9W	990	12,4W	820	58°	**Q494** 01-43-47-74
3000K - CRI 90 - DALI					
9,9W	890	12,4W	702	24°	**Q495** 01-43-47-74
9,9W	890	12,4W	738	42°	**Q496** 01-43-47-74
9,9W	890	12,4W	738	58°	**Q497** 01-43-47-74
2700K - CRI 90 - DALI					
9,9W	840	12,4W	663	24°	**Q498** 01-43-47-74
9,9W	840	12,4W	697	42°	**Q499** 01-43-47-74
9,9W	840	12,4W	697	58°	**Q500** 01-43-47-74
Tunable white - CRI 90 - DALI					
8,6W	820	12,8W	644	24°	**Q778** 01-43-47-74
8,6W	820	12,8W	677	42°	**Q779** 01-43-47-74
8,6W	820	12,8W	677	58°	**Q780** 01-43-47-74

Complete with power supply

new



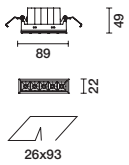

source		system			
W	lm	W	lm	optic	code colour
Minimal version					
LED					
4000K - CRI 90 - DALI					
9,9W	970	12,4W	802	42°	**QJ10** 01-04
9,9W	970	12,4W	802	58°	**QJ11** 01-04
3000K - CRI 90 - DALI					
9,9W	870	12,4W	687	24°	**QJ12** 01-04
9,9W	870	12,4W	722	42°	**QJ13** 01-04
9,9W	870	12,4W	722	58°	**QJ14** 01-04
2700K - CRI 90 - DALI					
9,9W	820	12,4W	649	24°	**QJ15** 01-04
9,9W	820	12,4W	682	42°	**QJ16** 01-04
9,9W	820	12,4W	682	58°	**QJ17** 01-04
Tunable white - CRI 90 - DALI					
8,6W	820	12,8W	644	24°	**QJ18** 01-04
8,6W	820	12,8W	677	42°	**QJ19** 01-04
8,6W	820	12,8W	677	58°	**QJ20** 01-04

Complete with power supply



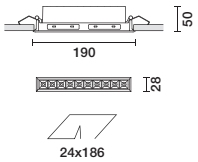

source		system			
W	lm	W	lm	optic	code colour
Frame version					
LED					
4000K - CRI 90 - DALI					
20W	1900	23,1W	1597	42°	**Q506** 01-43-47-74
20W	1900	23,1W	1597	58°	**Q507** 01-43-47-74
3000K - CRI 90 - DALI					
20W	1750	23,1W	1368	24°	**Q508** 01-43-47-74
20W	1750	23,1W	1437	42°	**Q509** 01-43-47-74
20W	1750	23,1W	1437	58°	**Q510** 01-43-47-74
2700K - CRI 90 - DALI					
20W	1650	23,1W	1292	24°	**Q511** 01-43-47-74
20W	1650	23,1W	1358	42°	**Q512** 01-43-47-74
20W	1650	23,1W	1358	58°	**Q513** 01-43-47-74
Tunable white - CRI 90 - DALI					
17W	1600	21,3W	1258	24°	**Q783** 01-43-47-74
17W	1600	21,3W	1321	42°	**Q784** 01-43-47-74
17W	1600	21,3W	1321	58°	**Q785** 01-43-47-74

Complete with power supply
Tunable white: 2700K÷5700K

new



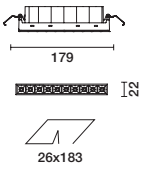

source		system			
W	lm	W	lm	optic	code colour
Minimal version					
LED					
4000K - CRI 90 - DALI					
20W	1900	23,1W	1411	42°	**QJ28** 01-04
20W	1900	23,1W	1411	58°	**QJ29** 01-04
3000K - CRI 90 - DALI					
20W	1700	23,1W	1185	24°	**QJ30** 01-04
20W	1700	23,1W	1245	42°	**QJ31** 01-04
20W	1700	23,1W	1245	58°	**QJ32** 01-04
2700K - CRI 90 - DALI					
20W	1600	23,1W	1106	24°	**QJ33** 01-04
20W	1600	23,1W	1162	42°	**QJ34** 01-04
20W	1600	23,1W	1162	58°	**QJ35** 01-04
Tunable white - CRI 90 - DALI					
17W	1600	21,3W	1258	24°	**QJ36** 01-04
17W	1600	21,3W	1321	42°	**QJ37** 01-04
17W	1600	21,3W	1321	58°	**QJ38** 01-04

Complete with power supply
Tunable white: 2700K÷5700K

Tunable white versions are compatible with the Intelligence of Light Solutions" solutions in the iGuzzini range presented on page 796.
For the system definition, refer to the instructions.

Laser Blade XS
High Contrast



01	04	01	47	43	74	E6	14	41	E7
WHITE	BLACK	WHITE	WHITE/ BLACK	BLACK/ BLACK	GREY/ BLACK	BURNISHED*	GOLD*	WHITE/ GOLD*	WHITE/ BURNISHED CHROME*

iguzzini.com code finder / download design files / save and organize favorites

new
Available

* available on request



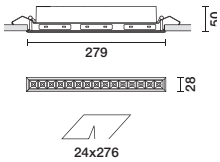

source W	lm	system W	lm	optic	code colour
Frame version					
LED					
4000K - CRI 90 - DALI					
30W	2850	33,8W	2374	42°	**Q514** 01-43-47-74
30W	2850	33,8W	2374	58°	**Q515** 01-43-47-74
3000K - CRI 90 - DALI					
30W	2550	33,8W	2034	24°	**Q516** 01-43-47-74
30W	2550	33,8W	2137	42°	**Q517** 01-43-47-74
30W	2550	33,8W	2137	58°	**Q518** 01-43-47-74
2700K - CRI 90 - DALI					
30W	2450	33,8W	1921	24°	**Q519** 01-43-47-74
30W	2450	33,8W	2018	42°	**Q520** 01-43-47-74
30W	2450	33,8W	2018	58°	**Q521** 01-43-47-74
Tunable white - CRI 90 - DALI					
28W	2500	32,8W	1982	24°	**Q786** 01-43-47-74
28W	2500	32,8W	2083	42°	**Q787** 01-43-47-74
28W	2500	32,8W	2083	58°	**Q788** 01-43-47-74

Complete with power supply
Tunable white: 2700K÷5700K

new



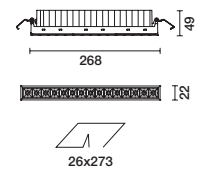

source W	lm	system W	lm	optic	code colour
Minimal version					
LED					
4000K - CRI 90 - DALI					
30W	2850	33,8W	2117	42°	**QJ39** 01-04
30W	2850	33,8W	2117	58°	**QJ40** 01-04
3000K - CRI 90 - DALI					
30W	2550	33,8W	1778	24°	**QJ41** 01-04
30W	2550	33,8W	1868	42°	**QJ42** 01-04
30W	2550	33,8W	1868	58°	**QJ43** 01-04
2700K - CRI 90 - DALI					
30W	2400	33,8W	1699	24°	**QJ44** 01-04
30W	2400	33,8W	1785	42°	**QJ45** 01-04
30W	2400	33,8W	1785	58°	**QJ46** 01-04
Tunable white - CRI 90 - DALI					
28W	2500	32,8W	1982	24°	**QJ47** 01-04
28W	2500	32,8W	2083	42°	**QJ48** 01-04
28W	2500	32,8W	2083	58°	**QJ49** 01-04

Complete with power supply
Tunable white: 2700K÷5700K

Mounting accessories



Minimal flange

for false ceilings between 12.5 mm and 25 mm thick

code	colour	
QJ86	01	for recessed 22x22 mm
QJ87	01	for recessed 36x22 mm
QJ89	01	for recessed 41x41 mm
QJ88	01	for recessed 54x22 mm
QJ91	01	for recessed 59x59 mm
QJ90	01	for recessed 89x22 mm
QJ92	01	for recessed 179x22 mm
QJ93	01	for recessed 268x22 mm

Power supply



Constant current power supply unit non dimmable IP20 17W

dim. 140x230x95h (6PG) **MXF9** 00



Constant current power supply DALI IP20 50W

VIN = 220-240VAC 50/60Hz **BZM4** 00
Iout = 350/700/1050mA
dimensions: 125x80x22

Vaudoise Assurance - Lausanne, Switzerland
Architectural and lighting project: Atelier Oï
Photo: Daniele Lupini

Technical information may change alongside technological progress. Consult iguzzini.com for ongoing updates.

pinterest.com/iguzzini



Laser Blade XS
Wall Washer Super Comfort LGC





Explore and interact with products in 3D.
thelightexperience.iguzzini.com

NEW DALI IP20 IP43

- Flush-mount installation on false ceilings of thickness 12.5 – 15 – 20 mm for Minimal versions (without perimeter flap) or 1 to 25 mm for Frame versions (with flap) using torsion springs.
- Main body with radiant surface made of die-cast aluminium.
- Optical system (patented) with asymmetrical micro-prismatic screen, specially designed to achieve effective wall washer distribution on the wall.
- Longitudinal Glare Control (LGC) version designed to significantly reduce longitudinal glare effects.
- Tunable White versions available (2700K ÷ 5700K)
- Installation without tools.
- The minimum installation space dimensions are listed in the online instruction catalogue.
- IP20
- IP43 on the visible body of the mount after installation.


Compact dimensions

Optics

The innovative wall washer optic (patented) was designed to ensure uniform lighting of walls, from the highest to the lowest points, as well as avoiding shadow areas in zones near the ceiling.


WW

Correct installation

Correct installation distances to achieve uniform lighting of the walls.

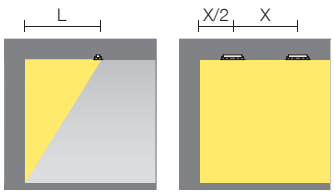

Version (mm)	L (m)	X (m)	X/2 (m)
64x28 / 54x22	0,7	0,5	0,25
100x28 / 86x22	0,8	0,7	0,35
190x28 / 179x22	1,0	1,0	0,5
279x28 / 268x22	1,0	1,0	0,5



04 BLACK | 47 WHITE/BLACK | 43 BLACK/BLACK | 74 GREY/BLACK

iguzzini.com code finder / download design files / save and organize favorites

new Available



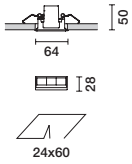

source system

W	lm	W	lm	optic	code colour
Frame version - Longitudinal Glare Control					
LED					
4000K - CRI 90					
5,9W	580	**5,9W**	**163**	**WW**	**QD59** 43-47-74
3000K - CRI 90					
5,9W	530	**5,9W**	**147**	**WW**	**QD60** 43-47-74
2700K - CRI 90					
5,9W	500	**5,9W**	**139**	**WW**	**QD61** 43-47-74

Class of Insulation III
Power supply to be ordered separately



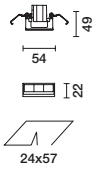

source system

W	lm	W	lm	optic	code colour
Minimal version - Longitudinal Glare Control					
LED					
4000K - CRI 90					
5,9W	580	**5,9W**	**163**	**WW**	**QJ68** 04
3000K - CRI 90					
5,9W	530	**5,9W**	**147**	**WW**	**QJ69** 04
2700K - CRI 90					
5,9W	500	**5,9W**	**139**	**WW**	**QJ70** 04

Class of Insulation III
Power supply to be ordered separately



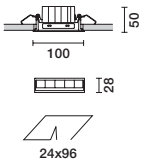

source system

W	lm	W	lm	optic	code colour
Frame version - Longitudinal Glare Control					
LED					
4000K - CRI 90					
9,9W	960	**12,7W**	**306**	**WW**	**QD62** 43-47-74
3000K - CRI 90					
9,9W	860	**12,7W**	**275**	**WW**	**QD63** 43-47-74
2700K - CRI 90					
9,9W	810	**12,7W**	**260**	**WW**	**QD64** 43-47-74
4000K - CRI 90 - DALI					
9,9W	960	**12,4W**	**306**	**WW**	**QD65** 43-47-74
3000K - CRI 90 - DALI					
9,9W	860	**12,4W**	**275**	**WW**	**QD66** 43-47-74
2700K - CRI 90 - DALI					
9,9W	810	**12,4W**	**260**	**WW**	**QD67** 43-47-74
Tunable white - CRI 90 - DALI					
8,6W	810	**12,8W**	**258**	**WW**	**QD68** 43-47-74

Complete with power supply
Tunable white: 2700K÷5700K



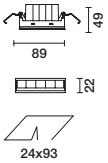

source system

W	lm	W	lm	optic	code colour
Minimal version - Longitudinal Glare Control					
LED					
4000K - CRI 90					
9,9W	960	**12,7W**	**306**	**WW**	**QJ71** 04
3000K - CRI 90					
9,9W	860	**12,7W**	**275**	**WW**	**QJ72** 04
2700K - CRI 90					
9,9W	810	**12,7W**	**260**	**WW**	**QJ73** 04
4000K - CRI 90 - DALI					
9,9W	960	**12,4W**	**306**	**WW**	**QJ74** 04
3000K - CRI 90 - DALI					
9,9W	860	**12,4W**	**275**	**WW**	**QJ75** 04
2700K - CRI 90 - DALI					
9,9W	810	**12,4W**	**260**	**WW**	**QJ76** 04
Tunable white - CRI 90 - DALI					
8,6W	810	**12,8W**	**258**	**WW**	**QJ77** 04

Complete with power supply
Tunable white: 2700K÷5700K



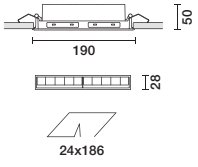

source system

W	lm	W	lm	optic	code colour
Frame version - Longitudinal Glare Control					
LED					
4000K - CRI 90 - DALI					
17W	1700	**19,2W**	**549**	**WW**	**QD69** 43-47-74
3000K - CRI 90 - DALI					
17W	1550	**19,2W**	**494**	**WW**	**QD70** 43-47-74
2700K - CRI 90 - DALI					
17W	1450	**19,2W**	**466**	**WW**	**QD71** 43-47-74
Tunable white - CRI 90 - DALI					
15W	1450	**18,9W**	**457**	**WW**	**QD72** 43-47-74

Complete with power supply
Tunable white: 2700K÷5700K



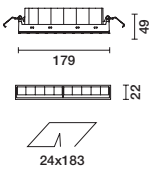

source system

W	lm	W	lm	optic	code colour
Minimal version - Longitudinal Glare Control					
LED					
4000K - CRI 90 - DALI					
17W	1700	**19,2W**	**549**	**WW**	**QJ78** 04
3000K - CRI 90 - DALI					
17W	1550	**19,2W**	**494**	**WW**	**QJ79** 04
2700K - CRI 90 - DALI					
17W	1450	**19,2W**	**466**	**WW**	**QJ80** 04
Tunable white - CRI 90 - DALI					
15W	1450	**18,9W**	**457**	**WW**	**QJ81** 04

Complete with power supply
Tunable white: 2700K÷5700K

Tunable white versions are compatible with the iGuzzini range of light management systems presented on page 796.
For the system definition, refer to the instructions.

Class III product performances are assured only when using the electronic power supplies and drivers indicated in the catalogue.
Technical information may change alongside technological progress. Consult iguzzini.com for ongoing updates.

Laser Blade XS
Wall Washer Super Comfort LGC



04 BLACK | 47 WHITE/BLACK | 43 BLACK/BLACK | 74 GREY/BLACK

iguzzini.com code finder / download design files / save and organize favorites

new Available



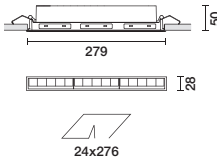

source		system			
W	lm	W	lm	optic	code colour
Frame version - Longitudinal Glare Control					
LED					
4000K - CRI 90 - DALI					
25W	2500	28,4W	804	WW	**QD73** 43-47-74
3000K - CRI 90 - DALI					
25W	2250	28,4W	724	WW	**QD74** 43-47-74
2700K - CRI 90 - DALI					
25W	2150	28,4W	684	WW	**QD75** 43-47-74
Tunable white - CRI 90 - DALI					
24W	2250	28,4W	716	WW	**QD76** 43-47-74

Complete with power supply
Tunable white: 2700K÷5700K



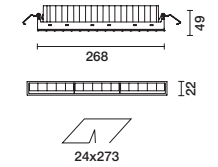

source		system			
W	lm	W	lm	optic	code colour
Minimal version - Longitudinal Glare Control					
LED					
4000K - CRI 90 - DALI					
25W	2500	28,4W	804	WW	**QJ82** 04
3000K - CRI 90 - DALI					
25W	2250	28,4W	724	WW	**QJ83** 04
2700K - CRI 90 - DALI					
25W	2150	28,4W	684	WW	**QJ84** 04
Tunable white - CRI 90 - DALI					
24W	2250	28,4W	716	WW	**QJ85** 04

Complete with power supply
Tunable white: 2700K÷5700K

Mounting accessories	code	colour
Minimal flange		
for false ceilings between 12.5 mm and 25 mm thick	**QJ88** 01 for recessed 54x22 mm	
	QJ90 01 for recessed 89x22 mm	
	QJ92 01 for recessed 179x22 mm	
	QJ93 01 for recessed 268x22 mm	

Power supply	code	colour
Constant current power supply unit non dimmable IP20 17W		
dim. 140x230x95h (6PG)	**MXF9**	00
Constant current power supply DALI IP20 50W		
VIN = 220-240VAC 50/60Hz Iout = 350/700/1050mA dimensions: 125x80x22	**BZM4**	00

Homo Faber 2018 "Lounge Van Dyck" - Venice, Italy
Architectural project: Alessandro Pedron
Photo: Tomas Bertelsen ©Michelangelo Foundation

Technical information may change alongside technological progress. Consult iguzzini.com for ongoing updates.

pinterest.com/iguzzini



Laser Blade XS
Wall Washer

Awards
Lighting Design Awards 2017
ADI Design Index 2017





28x64 | 28x100 | 28x190 | 28X279

Explore and interact with products in 3D.
thelightexperience.iguzzini.com

DALI | IP20 | IP43

- Flush-mount installation on false ceilings of thickness 12.5 – 15 – 20 mm for Minimal versions (without perimeter flap)
  or 1 to 25 mm for Frame versions (with flap) using torsion springs.
- Main body with radiant surface made of die-cast aluminium.
- Optical system (patented) with asymmetrical micro-prismatic screen, specially designed to achieve effective wall washer distribution on the wall.
- Tunable White versions available (2700K ÷ 5700K)
- Installation without tools.
- The minimum installation space dimensions are listed in the online instruction catalogue.
- IP20
- IP43 on the visible body of the mount after installation.



Compact dimensions

Optics

The innovative wall washer optic (patented) was designed to ensure uniform lighting of walls, from the highest to the lowest points, as well as avoiding shadow areas in zones near the ceiling.



WW

Correct installation

Correct installation distances to achieve uniform lighting of the walls.

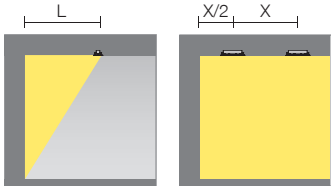

Version (mm)	L (m)	X (m)	X/2 (m)
64x28 / 54x22	0,7	0,5	0,25
100x28 / 86x22	0,8	0,7	0,35
190x28 / 179x22	1,0	1,0	0,5
279x28 / 268x22	1,0	1,0	0,5



04 BLACK | 47 WHITE/BLACK | 43 BLACK/BLACK | 74 GREY/BLACK

iguzzini.com code finder / download design files / save and organize favorites

new Available



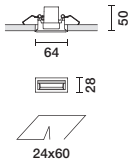

source		system			
W	lm	W	lm	optic	code colour
Frame version					
LED					
4000K - CRI 90					
5,9W	580	**5,9W**	**193**	**WW**	**Q584** 43-47-74
3000K - CRI 90					
5,9W	530	**5,9W**	**173**	**WW**	**Q585** 43-47-74
2700K - CRI 90					
5,9W	500	**5,9W**	**164**	**WW**	**Q586** 43-47-74

Class of Insulation III
Power supply to be ordered separately

new



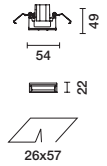

source		system			
W	lm	W	lm	optic	code colour
Minimal version					
LED					
4000K - CRI 90					
5,9W	580	**5,9W**	**175**	**WW**	**QJ50** 04
3000K - CRI 90					
5,9W	530	**5,9W**	**155**	**WW**	**QJ51** 04
2700K - CRI 90					
5,9W	500	**5,9W**	**145**	**WW**	**QJ52** 04

Class of Insulation III
Power supply to be ordered separately



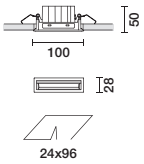

source		system			
W	lm	W	lm	optic	code colour
Frame version					
LED					
4000K - CRI 90					
9,9W	960	**12,7W**	**364**	**WW**	**Q587** 43-47-74
3000K - CRI 90					
9,9W	860	**12,7W**	**327**	**WW**	**Q588** 43-47-74
2700K - CRI 90					
9,9W	810	**12,7W**	**309**	**WW**	**Q589** 43-47-74
4000K - CRI 90 - DALI					
9,9W	960	**12,4W**	**364**	**WW**	**Q590** 43-47-74
3000K - CRI 90 - DALI					
9,9W	860	**12,4W**	**327**	**WW**	**Q591** 43-47-74
2700K - CRI 90 - DALI					
9,9W	810	**12,4W**	**309**	**WW**	**Q592** 43-47-74
Tunable white - CRI 90 - DALI					
8,6W	810	**12,8W**	**306**	**WW**	**Q800** 43-47-74

Complete with power supply
Tunable white: 2700K÷5700K

new



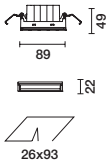

source		system			
W	lm	W	lm	optic	code colour
Minimal version					
LED					
4000K - CRI 90					
9,9W	960	**12,7W**	**327**	**WW**	**QJ53** 04
3000K - CRI 90					
9,9W	860	**12,7W**	**293**	**WW**	**QJ54** 04
2700K - CRI 90					
9,9W	810	**12,7W**	**274**	**WW**	**QJ55** 04
4000K - CRI 90 - DALI					
9,9W	960	**12,4W**	**327**	**WW**	**QJ56** 04
3000K - CRI 90 - DALI					
9,9W	860	**12,4W**	**293**	**WW**	**QJ57** 04
2700K - CRI 90 - DALI					
9,9W	810	**12,4W**	**274**	**WW**	**QJ58** 04
Tunable white - CRI 90 - DALI					
8,6W	810	**12,8W**	**306**	**WW**	**QJ59** 04

Complete with power supply
Tunable white: 2700K÷5700K



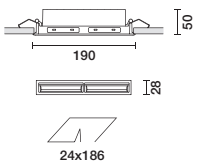

source		system			
W	lm	W	lm	optic	code colour
Frame version					
LED					
4000K - CRI 90 - DALI					
17W	1700	**19,2W**	**651**	**WW**	**Q593** 43-47-74
3000K - CRI 90 - DALI					
17W	1550	**19,2W**	**586**	**WW**	**Q594** 43-47-74
2700K - CRI 90 - DALI					
17W	1450	**19,2W**	**554**	**WW**	**Q595** 43-47-74
Tunable white - CRI 90 - DALI					
15W	1450	**18,9W**	**542**	**WW**	**Q801** 43-47-74

Complete with power supply
Tunable white: 2700K÷5700K

new



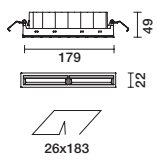

source		system			
W	lm	W	lm	optic	code colour
Minimal version					
LED					
4000K - CRI 90 - DALI					
17W	1700	**19,2W**	**589**	**WW**	**QJ60** 04
3000K - CRI 90 - DALI					
17W	1550	**19,2W**	**532**	**WW**	**QJ61** 04
2700K - CRI 90 - DALI					
17W	1450	**19,2W**	**494**	**WW**	**QJ62** 04
Tunable white - CRI 90 - DALI					
15W	1450	**18,9W**	**542**	**WW**	**QJ63** 04

Complete with power supply
Tunable white: 2700K÷5700K

Tunable white versions are compatible with the iGuzzini range of light management systems presented on page 796.
For the system definition, refer to the instructions.

Class III product performances are assured only when using the electronic power supplies and drivers indicated in the catalogue.

Technical information may change alongside technological progress. Consult iguzzini.com for ongoing updates.

Laser Blade XS
Wall Washer


04
BLACK


47
WHITE/BLACK


43
BLACK/BLACK


74
GREY/BLACK

iguzzini.com code finder / download design files / save and organize favorites

new
Available



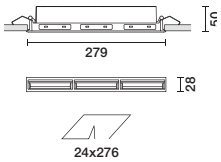

source W	lm	system W	lm	optic	code colour
Frame version					
LED					
4000K - CRI 90 - DALI					
25W	2500	28,4W	955	WW	**Q596** 43-47-74
3000K - CRI 90 - DALI					
25W	2250	28,4W	859	WW	**Q597** 43-47-74
2700K - CRI 90 - DALI					
25W	2150	28,4W	812	WW	**Q598** 43-47-74
Tunable white - CRI 90 - DALI					
24W	2250	28,4W	851	WW	**Q802** 43-47-74

Complete with power supply
Tunable white: 2700K÷5700K

new



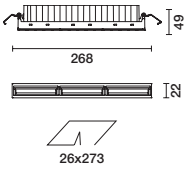

source W	lm	system W	lm	optic	code colour
Minimal version					
LED					
4000K - CRI 90 - DALI					
25W	2500	28,4W	855	WW	**QJ64** 04
3000K - CRI 90 - DALI					
25W	2250	28,4W	760	WW	**QJ65** 04
2700K - CRI 90 - DALI					
25W	2150	28,4W	722	WW	**QJ66** 04
Tunable white - CRI 90 - DALI					
24W	2250	28,4W	851	WW	**QJ67** 04

Complete with power supply
Tunable white: 2700K÷5700K

Tunable white versions are compatible with the iGuzzini range of light management systems presented on page 796.
For the system definition, refer to the instructions.

Mounting accessories	code	colour
Minimal flange		
for false ceilings between 12.5 mm and 25 mm thick	**QJ88** 01 for recessed 54x22 mm	
	QJ90 01 for recessed 89x22 mm	
	QJ92 01 for recessed 179x22 mm	
	QJ93 01 for recessed 268x22 mm	

Power supply	code	colour
Constant current power supply unit non dimmable IP20 17W		
dim. 140x230x95h (6PG)	**MXF9**	00
Constant current power supply DALI IP20 50W		
VIN = 220-240VAC 50/60Hz Iout = 350/700/1050mA dimensions: 125x80x22	**BZM4**	00

WHSmith Gatwick airport - London, United Kingdom
Interior design: Wanda Creative
Photo: Wanda Creative

Technical information may change alongside technological progress. Consult iguzzini.com for ongoing updates.


FOOD & DRINK
£3.99
MEAL DEAL

Laser Blade XS
General Lighting Pro

Award
Lighting Design Awards 2017
ADI Design Index 2017




28x100


28x190


28X279


65x65

Explore and interact with products in 3D.
thelightexperience.iguzzini.com

DALI IP20 IP43

- Flush-mount installation on false ceilings with 1 to 25 mm thickness
- Fixing system with steel wire springs not requiring tools
- Versions with perimeter flap (Frame)
- Main body with radiant surface made of die-cast aluminium
- High definition metallic-finish thermoplastic optics combined with a special diffuser filter to optimise light emission by significantly reducing direct glare
- White finish
- The minimum installation space dimensions are listed in the on-line instruction catalogue
- IP20
- IP43 on the visible body of the mount after installation.


Compact dimensions

Optics


GL

iguzzini.com code finder / download design files / save and organize favorites



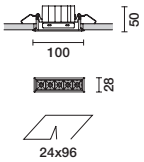

source W	lm	system W	lm	optic	code colour
Frame version					
LED					
4000K - CRI 90					
9,9W	990	12,4W	682	GL	**Q944** 01
3000K - CRI 90					
9,9W	890	12,4W	614	GL	**Q945** 01
2700K - CRI 90					
9,9W	840	12,4W	579	GL	**Q946** 01
4000K - CRI 90 - DALI					
9,9W	990	12,4W	682	GL	**Q947** 01
3000K - CRI 90 - DALI					
9,9W	890	12,4W	614	GL	**Q948** 01
2700K - CRI 90 - DALI					
9,9W	840	12,4W	579	GL	**Q949** 01

Complete with power supply



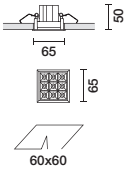

source W	lm	system W	lm	optic	code colour
Frame version					
LED					
4000K - CRI 90 - DALI					
15W	1550	17,8W	1060	GL	**Q950** 01
3000K - CRI 90 - DALI					
15W	1400	17,8W	953	GL	**Q951** 01
2700K - CRI 90 - DALI					
15W	1300	17,8W	901	GL	**Q952** 01

Complete with power supply



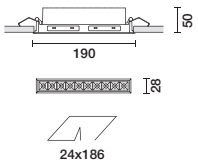

source W	lm	system W	lm	optic	code colour
Frame version					
LED					
4000K - CRI 90 - DALI					
20W	1900	23,1W	1328	GL	**Q953** 01
3000K - CRI 90 - DALI					
20W	1750	23,1W	1195	GL	**Q954** 01
2700K - CRI 90 - DALI					
20W	1650	23,1W	1129	GL	**Q955** 01

Complete with power supply



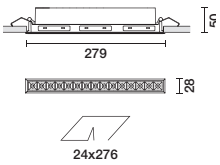

source W	lm	system W	lm	optic	code colour
Frame version					
LED					
4000K - CRI 90 - DALI					
30W	2850	33,8W	1974	GL	**Q956** 01
3000K - CRI 90 - DALI					
30W	2550	33,8W	1776	GL	**Q957** 01
2700K - CRI 90 - DALI					
30W	2450	33,8W	1678	GL	**Q958** 01

Complete with power supply



Westin Hotel – Perth, Australia
Architectural project: Hassell
Photo: Ron Tan

Laser Blade
High Contrast

Awards
IF 2013 / Red Dot 2013 / Lux Award 2012 /
German Design Awards 2015 / DARC Awards /
Best Architectural Lighting product interior 2015




44x44


44x73


44x148


44x281


44x413

Explore and interact with products in 3D.
thelightexperience.iguzzini.com

DALI | High CRI | Opti Beam | K K | IP20 | IP23

- Flush-mount installation on false ceilings of thickness 12.5 mm for Minimal versions (without perimeter flap) or 1 to 25 mm for Frame versions (with flap) using torsion springs.
- Main body with radiant surface made of die-cast aluminium.
- High-definition optics made of metallised thermoplastic material, integrated in the innovative black antiglare screen that defines emission with luminance control UGR<10.
- Tunable White versions available (2700K ÷ 5700K)
- The special configuration of the optical system delivers a precise circular distribution without punctiform effect.
- High visual comfort.
- Installation without tools.
- The minimum installation space dimensions are listed in the online instruction catalogue.
- IP20
- IP23 on the visible body of the mount after installation.

Optics


S
α 12°


F
α 30°-32°


WF
α 48°



01	04	01	47	43	74	E6	14	41	E7
WHITE	BLACK	WHITE	WHITE/ BLACK	BLACK/ BLACK	GREY/ BLACK	BURNISHED*	GOLD*	WHITE/ GOLD*	WHITE/ BURNISHED CHROME*

* available on request

Laser Blade Palette
Laser Blade Palette is a Laser Blade High Contrast and retains the its performance and lighting features. The light does not change, while the style adapts to the setting in relation to the designer's creativity. More than 2000 colours to select from in the RAL, Classic and Design scales.

Available as Frame version colour 74 and colour 01 and Minimal.

iguzzini.com/laser-blade-palette

The minimum order required is 100 pcs. Estimated delivery time: one month more compared to the corresponding standard version.

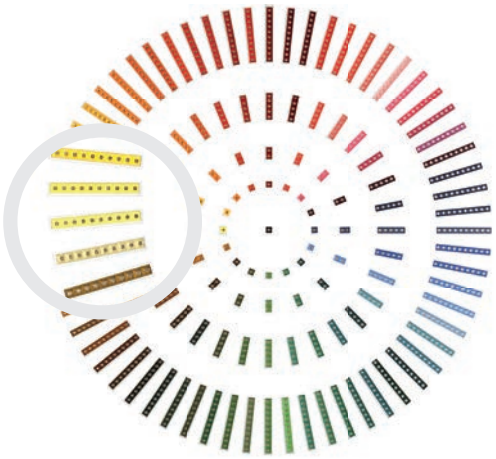

iguzzini.com code finder / download design files / save and organize favorites

new
Available



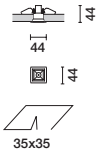

source		system			
W	lm	W	lm	optic	code colour
Frame version					
LED					
4000K - CRI 95					
2,1W	190	**2,1W**	**158**	**32°**	**MK45** 01-43-47-74
3000K - CRI 90					
2,1W	190	**2,1W**	**158**	**32°**	**MK46** 01-43-47-74
3000K - CRI 95					
2,1W	170	**2,1W**	**141**	**32°**	**MQ75** 01-43-47-74
2700K - CRI 95					
2,1W	170	**2,1W**	**141**	**32°**	**MM75** 01-43-47-74

Class of Insulation III
Power supply to be ordered separately

new



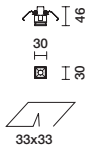

source		system			
W	lm	W	lm	optic	code colour
Minimal version					
LED					
4000K - CRI 95					
2,1W	190	-	**157**	**32°**	**QK89** 01-04
3000K - CRI 95					
2,1W	170	-	**141**	**32°**	**QK90** 01-04
2700K - CRI 95					
2,1W	170	-	**141**	**32°**	**QK91** 01-04

Class of Insulation III
Power supply to be ordered separately



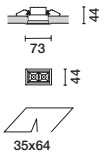

source		system			
W	lm	W	lm	optic	code colour
Frame version					
LED					
4000K - CRI 95					
4,2W	380	**4,2W**	**315**	**32°**	**MK47** 01-43-47-74
3000K - CRI 90					
4,2W	380	**4,2W**	**315**	**32°**	**MK48** 01-43-47-74
3000K - CRI 95					
4,2W	340	**4,2W**	**282**	**32°**	**MQ76** 01-43-47-74
2700K - CRI 95					
4,2W	340	**4,2W**	**282**	**32°**	**MM76** 01-43-47-74

Class of Insulation III
Power supply to be ordered separately

new



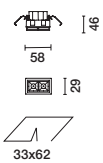

source		system			
W	lm	W	lm	optic	code colour
Minimal version					
LED					
4000K - CRI 95					
4,2W	380	-	**315**	**32°**	**QK92** 01-04
3000K - CRI 95					
4,2W	340	-	**282**	**32°**	**QK93** 01-04
2700K - CRI 95					
4,2W	340	-	**282**	**32°**	**QK94** 01-04

Class of Insulation III
Power supply to be ordered separately

Class III product performances are assured only when using the electronic power supplies and drivers indicated in the catalogue.

Technical information may change alongside technological progress. Consult iguzzini.com for ongoing updates.

Laser Blade
High Contrast

01 WHITE	04 BLACK	01 WHITE	47 WHITE/ BLACK	43 BLACK/ BLACK	74 GREY/ BLACK	E6 BURNISHED*	14 GOLD*	41 WHITE/ GOLD*	E7 WHITE/ BURNISHED CHROME*

iguzzini.com code finder / download design files / save and organize favorites

new Available

* available on request



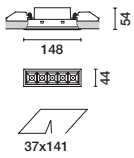

source W	lm	system W	lm	optic	code colour
Frame version					
LED					
4000K - CRI 95					
10W	920	12W	763	48°	**MK49** 01-43-47-74
3000K - CRI 90					
10W	920	12W	735	32°	**MK50** 01-43-47-74
10W	920	12W	763	48°	**MK51** 01-43-47-74
4000K - CRI 95 - DALI					
10W	920	13W	763	48°	**MQ77** 01-43-47-74
3000K - CRI 90 - DALI					
10W	920	13W	727	12°	**P129** 01-43-47-74
10W	920	13W	735	32°	**MQ78** 01-43-47-74
10W	920	13W	763	48°	**MQ79** 01-43-47-74
3000K - CRI 95 - DALI					
10W	850	13W	672	12°	**P130** 01-43-47-74
10W	850	13W	679	32°	**MQ80** 01-43-47-74
10W	850	13W	705	48°	**MQ81** 01-43-47-74
2700K - CRI 95 - DALI					
10W	850	13W	672	12°	**P131** 01-43-47-74
10W	850	13W	679	32°	**MM77** 01-43-47-74
10W	850	13W	705	48°	**MM78** 01-43-47-74
Tunable white					
8,9W	850	16,8W	678	30°	**P182** 01-43-47-74
8,9W	850	16,8W	705	48°	**P183** 01-43-47-74

Complete with power supply
Tunable white: 2700K÷5700K

new



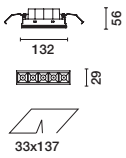

source W	lm	system W	lm	optic	code colour
Minimal version					
LED					
4000K - CRI 95					
10W	920	12W	763	48°	**QK95** 01-04
3000K - CRI 90					
10W	920	12W	735	32°	**QK96** 01-04
10W	920	12W	763	48°	**QK97** 01-04
4000K - CRI 95 - DALI					
10W	920	15W	763	48°	**QK98** 01-04
3000K - CRI 90 - DALI					
10W	920	15W	727	12°	**QK99** 01-04
10W	920	15W	735	32°	**QL00** 01-04
10W	920	15W	763	48°	**QL01** 01-04
3000K - CRI 95 - DALI					
10W	850	15W	672	12°	**QL02** 01-04
10W	850	15W	679	32°	**QL03** 01-04
10W	850	15W	705	48°	**QL04** 01-04
2700K - CRI 95 - DALI					
10W	850	15W	672	12°	**QL05** 01-04
10W	850	15W	679	32°	**QL06** 01-04
10W	850	15W	705	48°	**QL07** 01-04
Tunable white					
9W	850	17W	678	30°	**QL08** 01-04
9W	850	17W	705	48°	**QL09** 01-04

Complete with power supply
Tunable white: 2700K÷5700K



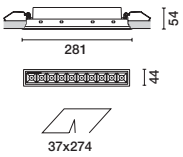

source W	lm	system W	lm	optic	code colour
Frame version					
LED					
4000K - CRI 95 - DALI					
21W	1840	24,5W	1526	48°	**MK52** 01-43-47-74
3000K - CRI 90 - DALI					
21W	1840	24,5W	1454	12°	**P132** 01-43-47-74
21W	1840	24,5W	1470	32°	**MK53** 01-43-47-74
21W	1840	24,5W	1526	48°	**MK54** 01-43-47-74
3000K - CRI 95 - DALI					
21W	1700	24,5W	1343	12°	**P133** 01-43-47-74
21W	1700	24,5W	1358	32°	**MQ82** 01-43-47-74
21W	1700	24,5W	1410	48°	**MQ83** 01-43-47-74
2700K - CRI 95 - DALI					
21W	1700	24,5W	1343	12°	**P134** 01-43-47-74
21W	1700	24,5W	1358	32°	**MM79** 01-43-47-74
21W	1700	24,5W	1410	48°	**MM80** 01-43-47-74
Tunable white					
18W	1750	26W	1397	30°	**P184** 01-43-47-74
18W	1750	26W	1451	48°	**P185** 01-43-47-74

Complete with power supply
Tunable white: 2700K÷5700K

new



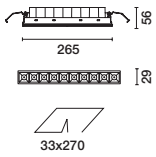

source W	lm	system W	lm	optic	code colour
Minimal version					
LED					
4000K - CRI 95 - DALI					
21W	1840	24,5W	1526	48°	**QL10** 01-04
3000K - CRI 90 - DALI					
21W	1840	24,5W	1454	12°	**QL11** 01-04
21W	1840	24,5W	1470	32°	**QL12** 01-04
21W	1840	24,5W	1526	48°	**QL13** 01-04
3000K - CRI 95 - DALI					
21W	1700	24,5W	1343	12°	**QL14** 01-04
21W	1700	24,5W	1358	32°	**QL15** 01-04
21W	1700	24,5W	1410	48°	**QL16** 01-04
2700K - CRI 95 - DALI					
21W	1700	24,5W	1343	12°	**QL17** 01-04
21W	1700	24,5W	1358	32°	**QL18** 01-04
21W	1700	24,5W	1410	48°	**QL19** 01-04
Tunable white					
18W	1750	26W	1397	30°	**QL20** 01-04
18W	1750	26W	1451	48°	**QL21** 01-04

Complete with power supply
Tunable white: 2700K÷5700K



01	04	01	47	43	74	E6	14	41	E7
WHITE	BLACK	WHITE	WHITE/ BLACK	BLACK/ BLACK	GREY/ BLACK	BURNISHED*	GOLD*	WHITE/ GOLD*	WHITE/ BURNISHED CHROME*



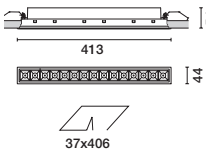

source		system			
W	lm	W	lm	optic	code colour
Frame version					
LED					
4000K - CRI 95 - DALI					
31W	2760	**35W**	**2289**	**48°**	**MK55** 01-43-47-74
3000K - CRI 90 - DALI					
31W	2760	**35W**	**2180**	**12°**	**P135** 01-43-47-74
31W	2760	**35W**	**2204**	**32°**	**MK56** 01-43-47-74
31W	2760	**35W**	**2289**	**48°**	**MK57** 01-43-47-74
3000K - CRI 95 - DALI					
31W	2550	**35W**	**2015**	**12°**	**P136** 01-43-47-74
31W	2550	**35W**	**2037**	**32°**	**MQ84** 01-43-47-74
31W	2550	**35W**	**2115**	**48°**	**MQ85** 01-43-47-74
2700K - CRI 95 - DALI					
31W	2550	**35W**	**2015**	**12°**	**P181** 01-43-47-74
31W	2550	**35W**	**2037**	**32°**	**MM81** 01-43-47-74
31W	2550	**35W**	**2115**	**48°**	**MM82** 01-43-47-74
Tunable white					
27W	2550	**34,4W**	**2035**	**30°**	**P186** 01-43-47-74
27W	2550	**34,4W**	**2114**	**48°**	**P187** 01-43-47-74

Complete with power supply
Tunable white: 2700K÷5700K

new



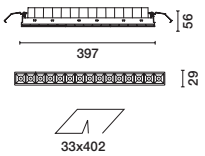

source		system			
W	lm	W	lm	optic	code colour
Minimal version					
LED					
4000K - CRI 95 - DALI					
31W	2760	**35W**	**2289**	**48°**	**QL22** 01-04
3000K - CRI 90 - DALI					
31W	2760	**35W**	**2180**	**12°**	**QL23** 01-04
31W	2760	**35W**	**2204**	**32°**	**QL24** 01-04
31W	2760	**35W**	**2290**	**48°**	**QL25** 01-04
3000K - CRI 95 - DALI					
31W	2550	**35W**	**2015**	**12°**	**QL26** 01-04
31W	2550	**35W**	**2037**	**32°**	**QL27** 01-04
31W	2550	**35W**	**2115**	**48°**	**QL28** 01-04
2700K - CRI 95 - DALI					
31W	2550	**35W**	**2015**	**12°**	**QL29** 01-04
31W	2550	**35W**	**2037**	**32°**	**QL30** 01-04
31W	2550	**35W**	**2115**	**48°**	**QL31** 01-04
Tunable white					
27W	2550	**34,5W**	**2035**	**30°**	**QL32** 01-04
27W	2550	**34,5W**	**2114**	**48°**	**QL33** 01-04

Complete with power supply
Tunable white: 2700K÷5700K

Tunable white versions are compatible with the iGuzzini range of light management systems presented on page 796.
For the system definition, refer to the instructions.

Mounting accessories	code	colour
Minimal flange		
for false ceilings sp. 12,5 mm	**PA24**	01
	for recessed 30x30 mm	
	PA28	01
	for recessed 58x29 mm	
	PA32	01
	for recessed 132x29 mm version	
	PA36	01
	for recessed 265x29 mm	
	PA40	01
	for recessed 397x29 mm	
for false ceilings sp. 15 mm	**PA25**	01
	for recessed 30x30 mm	
	PA29	01
	for recessed 58x29 mm	
	PA33	01
	for recessed 132x29 mm version	
	PA37	01
	for recessed 265x29 mm	
	PA41	01
	for recessed 397x29 mm	

Mounting accessories	code	colour
for false ceilings sp. 20 mm	**PA26**	01
	for recessed 30x30 mm	
	PA30	01
	for recessed 58x29 mm	
	PA34	01
	for recessed 132x29 mm version	
	PA38	01
	for recessed 265x29 mm	
	PA42	01
	for recessed 397x29 mm	
for false ceilings sp. 25 mm	**PA43**	01
	for recessed 397x29 mm	
	PA27	01
	for recessed 30x30 mm	
	PA31	01
	for recessed 58x29 mm	
	PA35	01
	for recessed 132x29 mm version	
	PA39	01
	for recessed 265x29 mm	

Power supply	code	colour
Constant current power supply unit non dimmable IP20 17W		
dim. 140x230x95h (6PG)	**MXF9**	00
Constant current power supply DALI IP20 50W		
VIN = 220-240VAC 50/60Hz Iout = 350/700/1050mA dimensions: 125x80x22	**BZM4**	00

Class III product performances are assured only when using the electronic power supplies and drivers indicated in the catalogue.

Technical information may change alongside technological progress. Consult iguzzini.com for ongoing updates.

Laser Blade
Wall Washer Super Comfort LGC





Explore and interact with products in 3D.
thelightexperience.iguzzini.com

NEW DALI IP20 IP43

- Flush-mount installation on false ceilings of thickness 12.5 mm for Minimal versions (without perimeter flap) or 1 to 25 mm for Frame versions (with flap) using torsion springs.
- Main body with radiant surface made of die-cast aluminium.
- Optical system (patented) with textured rippled screen, specially designed to achieve effective wall washer distribution on the wall.
- Longitudinal Glare Control (LGC) version designed to significantly reduce longitudinal glare effects.
- Tunable White versions available (2700K ÷ 5700K).
- Installation without tools.
- The minimum installation space dimensions are listed in the online instruction catalogue.
- IP20
- IP43 on the visible body of the mount after installation.

Optics

The innovative wall washer optic (patented) was designed to ensure uniform lighting of walls, from the highest to the lowest points, as well as avoiding shadow areas in zones near the ceiling.



Correct installation

Correct installation distances to achieve uniform lighting of the walls.

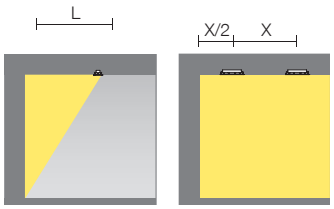

Version (mm)	L (m)	X (m)	X/2 (m)
148x44 / 132x29	0,8	0,6	0,3
281x44 / 265x29	1	0,75	0,375
413x44 / 397x29	1	0,8	0,4



04 BLACK | 47 WHITE/BLACK | 43 BLACK/BLACK | 74 GREY/BLACK

iguzzini.com code finder / download design files / save and organize favorites

new
Available



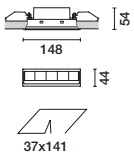

source / system

W	lm	W	lm	optic	code colour
Frame version - Longitudinal Glare Control					
LED					
4000K - CRI 95					
10W	920	**12W**	**285**	**WW**	**QD29** 43-47-74
3000K - CRI 95					
10W	850	**12W**	**264**	**WW**	**QD30** 43-47-74
2700K - CRI 95					
10W	850	**12W**	**264**	**WW**	**QD31** 43-47-74
4000K - CRI 95 - DALI					
10W	920	**13W**	**285**	**WW**	**QD32** 43-47-74
3000K - CRI 95 - DALI					
10W	850	**13W**	**264**	**WW**	**QD33** 43-47-74
2700K - CRI 95 - DALI					
10W	850	**13W**	**264**	**WW**	**QD34** 43-47-74
Tunable white - CRI 0					
8,9W	850	**16,8W**	**264**	**WW**	**QD35** 43-47-74

Complete with power supply
Tunable white: 2700K÷5700K



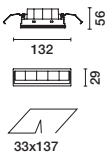

source / system

W	lm	W	lm	optic	code colour
Minimal version - Longitudinal Glare Control					
LED					
4000K - CRI 95					
10W	920	**12W**	**285**	**WW**	**QL49** 04
3000K - CRI 95					
10W	850	**12W**	**264**	**WW**	**QL50** 04
2700K - CRI 95					
10W	850	**12W**	**264**	**WW**	**QL51** 04
4000K - CRI 95 - DALI					
10W	920	**15W**	**285**	**WW**	**QL52** 04
3000K - CRI 95 - DALI					
10W	850	**15W**	**264**	**WW**	**QL53** 04
2700K - CRI 95 - DALI					
10W	850	**15W**	**264**	**WW**	**QL54** 04
Tunable white - CRI 0					
8,9W	850	**16,8W**	**264**	**WW**	**QL55** 04

Complete with power supply
Tunable white: 2700K÷5700K

new



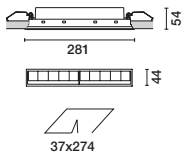

source / system

W	lm	W	lm	optic	code colour
Frame version - Longitudinal Glare Control					
LED					
4000K - CRI 95 - DALI					
21W	1840	**24,5W**	**570**	**WW**	**QD36** 43-47-74
3000K - CRI 95 - DALI					
21W	1700	**24,5W**	**527**	**WW**	**QD37** 43-47-74
2700K - CRI 95 - DALI					
21W	1700	**24,5W**	**527**	**WW**	**QD38** 43-47-74
Tunable white - CRI 0					
18W	1750	**26W**	**543**	**WW**	**QD39** 43-47-74

Complete with power supply
Tunable white: 2700K÷5700K

new



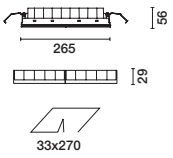

source / system

W	lm	W	lm	optic	code colour
Minimal version - Longitudinal Glare Control					
LED					
4000K - CRI 95 - DALI					
21W	1840	**24,5W**	**570**	**WW**	**QL56** 04
3000K - CRI 95 - DALI					
21W	1700	**24,5W**	**527**	**WW**	**QL57** 04
2700K - CRI 95 - DALI					
21W	1700	**24,5W**	**527**	**WW**	**QL58** 04
Tunable white - CRI 0					
18W	1750	**26W**	**543**	**WW**	**QL59** 04

Complete with power supply
Tunable white: 2700K÷5700K

new



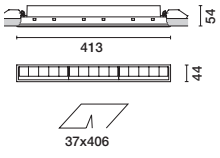

source / system

W	lm	W	lm	optic	code colour
Frame version - Longitudinal Glare Control					
LED					
4000K - CRI 95 - DALI					
31W	2760	**35W**	**856**	**WW**	**QD40** 43-47-74
3000K - CRI 95 - DALI					
31W	2550	**35W**	**791**	**WW**	**QD41** 43-47-74
2700K - CRI 95 - DALI					
31W	2550	**35W**	**791**	**WW**	**QD42** 43-47-74
Tunable white - CRI 0					
27W	2550	**34,4W**	**791**	**WW**	**QD43** 43-47-74

Complete with power supply
Tunable white: 2700K÷5700K

new



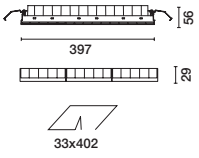

source / system

W	lm	W	lm	optic	code colour
Minimal version - Longitudinal Glare Control					
LED					
4000K - CRI 95 - DALI					
31W	2760	**35W**	**856**	**WW**	**QL60** 04
3000K - CRI 95 - DALI					
31W	2550	**35W**	**791**	**WW**	**QL61** 04
2700K - CRI 95 - DALI					
31W	2550	**35W**	**791**	**WW**	**QL62** 04
Tunable white - CRI 0					
27W	2550	**34,4W**	**791**	**WW**	**QL63** 04

Complete with power supply
Tunable white: 2700K÷5700K

Tunable white versions are compatible with the iGuzzini range of light management systems presented on page 796.
For the system definition, refer to the instructions.

Technical information may change alongside technological progress. Consult iguzzini.com for ongoing updates.

Laser Blade
Wall Washer Super Comfort LGC

Mounting accessories	code	colour
Minimal flange		
for false ceilings sp. 12,5 mm	**PA32** for recessed 132x29 mm version	01
	PA36 for recessed 265x29 mm	01
	PA40 for recessed 397x29 mm	01
for false ceilings sp. 15 mm	**PA33** for recessed 132x29 mm version	01
	PA37 for recessed 265x29 mm	01
	PA41 for recessed 397x29 mm	01
for false ceilings sp. 20 mm	**PA34** for recessed 132x29 mm version	01
	PA38 for recessed 265x29 mm	01
	PA42 for recessed 397x29 mm	01
for false ceilings sp. 25 mm	**PA35** for recessed 132x29 mm version	01
	PA39 for recessed 265x29 mm	01
	PA43 for recessed 397x29 mm	01



Bull Fighting Art Centre - Malaga, Spain
Architectural Project: Jose Antonio Gonzalez Vargas
Photo: Luz y Arquitectura. Gala Martinez

Link Group - Sydney, Australia
Architectural project: Group GSA
Lighting project: Norman Disney & Young
Photo: Marcus Clinton Photography



Laser Blade
Wall Washer





44x148





44x281





44x413



Explore and interact with products in 3D.
thelightexperience.iguzzini.com

DALI IP20 IP43

- Flush-mount installation on false ceilings of thickness 12.5 mm for Minimal versions (without perimeter flap) or 1 to 25 mm for Frame versions (with flap) using torsion springs.
- Main body with radiant surface made of die-cast aluminium.
- Optical system (patented) with textured rippled screen, specially designed to achieve effective wall washer distribution on the wall.
- Tunable White versions available (2700K ÷ 5700K).
- Installation without tools.
- The minimum installation space dimensions are listed in the online instruction catalogue.
- IP20
- IP43 on the visible body of the mount after installation.



Antiglare screen (only for Frame versions)

Optics

The innovative wall washer optic (patented) was designed to ensure uniform lighting of walls, from the highest to the lowest points, as well as avoiding shadow areas in zones near the ceiling.





WW

Correct installation

Correct installation distances to achieve uniform lighting of the walls.

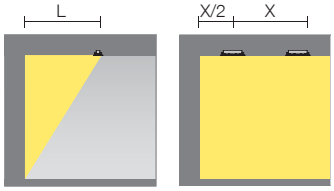

Version (mm)	L (m)	X (m)	X/2 (m)
148x44 / 132x29	0,8	0,8	0,4
281x44 / 265x29	1,0	1,0	0,5
413x44 / 397x29	1,0	1,0	0,5


04
BLACK


43
BLACK/BLACK


47
WHITE/BLACK


74
GREY/BLACK

iguzzini.com code finder / download design files / save and organize favorites

new
Available



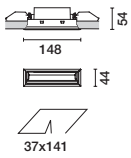

source | system

W	lm	W	lm	optic	code colour
Frame version					
LED					
4000K - CRI 95					
10W	920	**12W**	**359**	**WW**	**MQ67** 43-47-74
3000K - CRI 95					
10W	850	**12W**	**331**	**WW**	**MQ68** 43-47-74
2700K - CRI 95					
10W	850	**12W**	**331**	**WW**	**P146** 43-47-74
4000K - CRI 95 - DALI					
10W	920	**13W**	**359**	**WW**	**MQ69** 43-47-74
3000K - CRI 95 - DALI					
10W	850	**13W**	**331**	**WW**	**MQ70** 43-47-74
2700K - CRI 95 - DALI					
10W	850	**13W**	**331**	**WW**	**P147** 43-47-74
Tunable white					
8,9W	850	**16,8W**	**332**	**WW**	**P194** 43-47-74

Complete with power supply
Tunable white: 2700K÷5700K

new



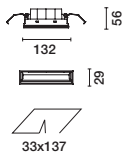

source | system

W	lm	W	lm	optic	code colour
Minimal version					
LED					
4000K - CRI 95					
10W	920	**12W**	**359**	**WW**	**QL34** 04
3000K - CRI 90					
10W	920	**12W**	**359**	**WW**	**QL35** 04
2700K - CRI 95					
10W	850	**12W**	**332**	**WW**	**QL36** 04
4000K - CRI 95 - DALI					
10W	920	**15W**	**359**	**WW**	**QL37** 04
3000K - CRI 90 - DALI					
10W	920	**15W**	**359**	**WW**	**QL38** 04
2700K - CRI 95 - DALI					
10W	850	**15W**	**332**	**WW**	**QL39** 04
Tunable white					
9W	850	**17W**	**332**	**WW**	**QL40** 04

Complete with power supply
Tunable white: 2700K÷5700K



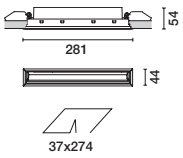

source | system

W	lm	W	lm	optic	code colour
Frame version					
LED					
4000K - CRI 95 - DALI					
21W	1840	**24,5W**	**717**	**WW**	**MQ71** 43-47-74
3000K - CRI 95 - DALI					
21W	1700	**24,5W**	**663**	**WW**	**MQ72** 43-47-74
2700K - CRI 95 - DALI					
21W	1700	**24,5W**	**663**	**WW**	**P148** 43-47-74
Tunable white					
18W	1750	**26W**	**683**	**WW**	**P195** 43-47-74

Complete with DALI power supply
Tunable white: 2700K÷5700K

new



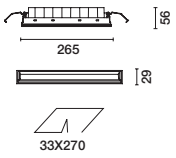

source | system

W	lm	W	lm	optic	code colour
Minimal version					
LED					
4000K - CRI 95 - DALI					
21W	1840	**24,5W**	**717**	**WW**	**QL41** 04
3000K - CRI 90 - DALI					
21W	1840	**24,5W**	**717**	**WW**	**QL42** 04
2700K - CRI 95 - DALI					
21W	1700	**24,5W**	**663**	**WW**	**QL43** 04
Tunable white					
18W	1750	**26W**	**683**	**WW**	**QL44** 04

Complete with DALI power supply
Tunable white: 2700K÷5700K



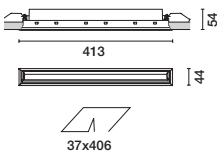

source | system

W	lm	W	lm	optic	code colour
Frame version					
LED					
4000K - CRI 95 - DALI					
31W	2760	**35W**	**1076**	**WW**	**MQ73** 43-47-74
3000K - CRI 95 - DALI					
31W	2550	**35W**	**994**	**WW**	**MQ74** 43-47-74
2700K - CRI 95 - DALI					
31W	2550	**35W**	**994**	**WW**	**P149** 43-47-74
Tunable white					
27W	2550	**34,4W**	**995**	**WW**	**P196** 43-47-74

Complete with DALI power supply
Tunable white: 2700K÷5700K

new



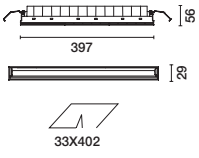

source | system

W	lm	W	lm	optic	code colour
Minimal version					
LED					
4000K - CRI 95 - DALI					
31W	2760	**35W**	**1076**	**WW**	**QL45** 04
3000K - CRI 90 - DALI					
31W	2760	**35W**	**1076**	**WW**	**QL46** 04
2700K - CRI 95 - DALI					
31W	2550	**35W**	**994**	**WW**	**QL47** 04
Tunable white					
27W	2550	**34,5W**	**995**	**WW**	**QL48** 04

Complete with DALI power supply
Tunable white: 2700K÷5700K

Tunable white versions are compatible with the iGuzzini range of light management systems presented on page 796.
For the system definition, refer to the instructions.

Technical information may change alongside technological progress. Consult iguzzini.com for ongoing updates.

Laser Blade
Wall Washer

Mounting accessories	code	colour
Minimal flange		
for false ceilings sp. 12,5 mm	**PA32**	01
	for recessed 132x29 mm version	
	PA36	01
	for recessed 265x29 mm	
	PA40	01
	for recessed 397x29 mm	
for false ceilings sp. 15 mm	**PA33**	01
	for recessed 132x29 mm version	
	PA37	01
	for recessed 265x29 mm	
	PA41	01
	for recessed 397x29 mm	
for false ceilings sp. 20 mm	**PA34**	01
	for recessed 132x29 mm version	
	PA38	01
	for recessed 265x29 mm	
	PA42	01
	for recessed 397x29 mm	
for false ceilings sp. 25 mm	**PA35**	01
	for recessed 132x29 mm version	
	PA39	01
	for recessed 265x29 mm	
	PA43	01
	for recessed 397x29 mm	

Optical accessories	code	colour
Anti-glare screen	**MXP7**	04
	For L=148	
	MXP8	04
	For L=281 mm	
	MXP9	04
	For L=413 mm	

Chef Express Novara Ponte - Novara, Italy
Architectural project: Arch. Massimo Iosa Ghini
Lighting project: Fulvio Baldeschi
Photo: Paolo Carlini

Technical information may change alongside technological progress. Consult iguzzini.com for ongoing updates.


RIGLIA
grill
SECONDI
meat & fish
GUSTO
MASSIMO

Laser Blade
General Lighting Pro





44x148





44x281





44x413



Explore and interact with products in 3D.
thelightexperience.iguzzini.com

DALI IP20 IP43

- Flush-mount installation on false ceilings with 1 to 25 mm thickness
- Fixing system with steel wire springs not requiring tools
- Versions with perimeter flap (Frame)
- Main body with radiant surface made of die-cast aluminium
- High definition metallic-finish thermoplastic optics combined with a special diffuser filter to optimise light emission by significantly reducing direct glare
- White finish
- The minimum installation space dimensions are listed in the on-line instruction catalogue
- IP20
- P43 on the visible body of the downlight after installation.

Optics





GL



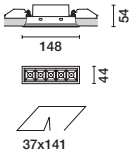

source		system			
W	lm	W	lm	optic	code colour
Frame version - Comfort optic					
LED					
4000K - CRI 95					
10W	920	12W	662	GL	**Q932** 01
3000K - CRI 90					
10W	920	12W	662	GL	**Q933** 01
2700K - CRI 95					
10W	860	12W	619	GL	**Q934** 01
4000K - CRI 95 - DALI					
10W	920	13W	662	GL	**Q935** 01
3000K - CRI 90 - DALI					
10W	920	13W	662	GL	**Q936** 01
2700K - CRI 95 - DALI					
10W	860	13W	619	GL	**Q937** 01

Complete with power supply



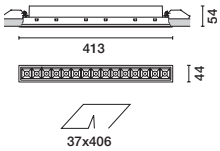

source		system			
W	lm	W	lm	optic	code colour
Frame version - Comfort optic					
LED					
4000K - CRI 95 - DALI					
31W	2760	35W	1987	GL	**Q941** 01
3000K - CRI 90 - DALI					
31W	2760	35W	1987	GL	**Q942** 01
2700K - CRI 95 - DALI					
31W	2550	35W	1836	GL	**Q943** 01

Complete with DALI power supply



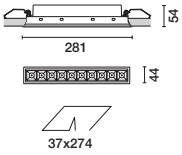

source		system			
W	lm	W	lm	optic	code colour
Frame version - Comfort optic					
LED					
4000K - CRI 95 - DALI					
21W	1840	24,5W	1325	GL	**Q938** 01
3000K - CRI 90 - DALI					
21W	1840	24,5W	1325	GL	**Q939** 01
2700K - CRI 95 - DALI					
21W	1700	24,5W	1224	GL	**Q940** 01

Complete with DALI power supply



Maisons Outremont - Montréal, Canada
Architectural Project: Maxime Frappier
Photo: Adrien Williams

Laser Blade
General Lighting




44x148


44x281


44x413

Explore and interact with products in 3D.
thelightexperience.iguzzini.com

DALI IP20 IP43

- Flush-mount installation on false ceilings with 1 to 25 mm thickness. fixing system with steel wire springs.
- Main body with radiant surface made of die-cast aluminium.
- Versions with perimeter flap (Frame).
- Optical system with specialist micro-prismatic screen for diffused light distribution.
- Installation without tools.
- The minimum installation space dimensions are listed in the online instruction catalogue.
- IP20
- IP43 on the visible body of the mount after installation.

Optics




GL



47
WHITE/BLACK



43
BLACK/BLACK



74
GREY/BLACK

iguzzini.com code finder / download design files / save and organize favorites



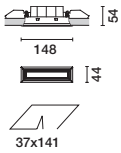

source		system			
W	lm	W	lm	optic	code colour
Frame version					
LED					
4000K - CRI 95					
10W	920	12W	525	GL	**MQ55** 43-47-74
3000K - CRI 90					
10W	920	12W	525	GL	**MQ57** 43-47-74
4000K - CRI 95 - DALI					
10W	920	13W	525	GL	**MQ58** 43-47-74
3000K - CRI 90 - DALI					
10W	920	13W	525	GL	**MQ60** 43-47-74

Complete with power supply



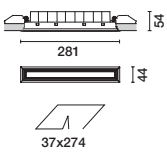

source		system			
W	lm	W	lm	optic	code colour
Frame version - Opti Comfort					
LED					
4000K - CRI 95 - DALI					
21W	1840	24,5W	1049	GL	**MQ61** 43-47-74
3000K - CRI 90 - DALI					
21W	1840	24,5W	1049	GL	**MQ63** 43-47-74

Complete with DALI power supply



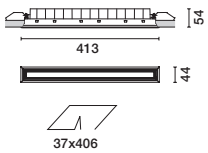

source		system			
W	lm	W	lm	optic	code colour
Frame version					
LED					
4000K - CRI 95 - DALI					
31W	2760	35W	1574	GL	**MQ64** 43-47-74
3000K - CRI 90 - DALI					
31W	2760	35W	1574	GL	**MQ66** 43-47-74

Complete with DALI power supply



RD Group Office – Moscow, Russia
Architectural Project:IND Architects
Lighting project: VIART
Photo: Aleksey Zadorov

Laser Blade
Adjustable





87x302





142x302





87x302





142x302



Explore and interact with products in 3D.
thelightexperience.iguzzini.com

DALI | High CRI | Opti Beam | IP20

- Flush-mount installation on false ceilings with 1 to 25 mm thickness. fixing system with mechanical locking.
- Main body with radiant surface made of die-cast aluminium, with possibility of +/- 30° swivel orientation.
- Versions with perimeter flap (Frame) steel technical body.
- High-definition optics made of metallised thermoplastic material, integrated in the innovative black antiglare screen that defines emission with luminance control UGR<10.
- The special configuration of the optical system delivers a precise circular distribution without punctiform effect.
- High visual comfort.
- The minimum installation space dimensions are listed in the online instruction catalogue.

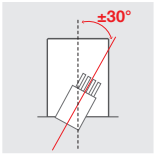

Swivel orientation ± 30 °

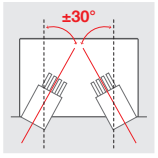

Independent swivelling operation of bodies ± 30°



47
WHITE/BLACK



43
BLACK/BLACK



74
GREY/BLACK

Optics





S
α 12°





F
α 32°





WF
α 48°

iguzzini.com code finder / download design files / save and organize favorites



source W	lm	system W	lm	optic	code colour
Frame version					
LED					
4000K - CRI 95 - DALI					
31W	2700	**35W**	**2239**	**48°**	**MQ27** 43-47-74
3000K - CRI 90 - DALI					
31W	2700	**35W**	**2133**	**12°**	**MU77** 43-47-74
31W	2700	**35W**	**2157**	**32°**	**MQ28** 43-47-74
31W	2700	**35W**	**2239**	**48°**	**MQ29** 43-47-74
3000K - CRI 95 - DALI					
31W	2500	**35W**	**1975**	**12°**	**MU78** 43-47-74
31W	2500	**35W**	**1997**	**32°**	**MQ30** 43-47-74
31W	2500	**35W**	**2073**	**48°**	**MQ31** 43-47-74

Complete with DALI power supply



source W	lm	system W	lm	optic	code colour
Frame version					
LED					
4000K - CRI 95 - DALI					
62W	5400	**70W**	**4478**	**48°**	**MQ37** 43-47-74
3000K - CRI 90 - DALI					
62W	5400	**70W**	**4266**	**12°**	**MU81** 43-47-74
62W	5400	**70W**	**4313**	**32°**	**MQ38** 43-47-74
62W	5400	**70W**	**4478**	**48°**	**MQ39** 43-47-74
3000K - CRI 95 - DALI					
62W	4900	**70W**	**3871**	**12°**	**MU82** 43-47-74
62W	4900	**70W**	**3914**	**32°**	**MQ40** 43-47-74
62W	4900	**70W**	**4064**	**48°**	**MQ41** 43-47-74

Complete with DALI power supply



source W	lm	system W	lm	optic	code colour
Frame version					
LED					
4000K - CRI 95 - DALI					
21W	1800	**24,5W**	**1493**	**48°**	**MQ22** 43-47-74
3000K - CRI 90 - DALI					
21W	1800	**24,5W**	**1422**	**12°**	**MU75** 43-47-74
21W	1800	**24,5W**	**1438**	**32°**	**MQ23** 43-47-74
21W	1800	**24,5W**	**1493**	**48°**	**MQ24** 43-47-74
3000K - CRI 95 - DALI					
21W	1700	**24,5W**	**1343**	**12°**	**MU76** 43-47-74
21W	1700	**24,5W**	**1358**	**32°**	**MQ25** 43-47-74
21W	1700	**24,5W**	**1410**	**48°**	**MQ26** 43-47-74

Complete with DALI power supply

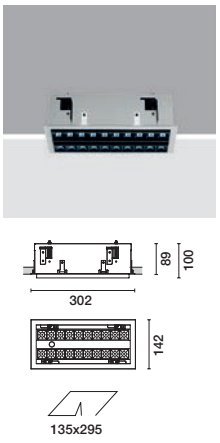

source W	lm	system W	lm	optic	code colour
Frame version					
LED					
4000K - CRI 95 - DALI					
42W	3600	**46,5W**	**2986**	**48°**	**MQ32** 43-47-74
3000K - CRI 90 - DALI					
42W	3600	**46,5W**	**2844**	**12°**	**MU79** 43-47-74
42W	3600	**46,5W**	**2875**	**32°**	**MQ33** 43-47-74
42W	3600	**46,5W**	**2986**	**48°**	**MQ34** 43-47-74
3000K - CRI 95 - DALI					
42W	3400	**46,5W**	**2686**	**12°**	**MU80** 43-47-74
42W	3400	**46,5W**	**2716**	**32°**	**MQ35** 43-47-74
42W	3400	**46,5W**	**2820**	**48°**	**MQ36** 43-47-74

Complete with DALI power supply

Laser Blade L
High Contrast





86x86





86x155





86x224



Explore and interact with products in 3D.
thelightexperience.iguzzini.com

DALI | High CRI | Opti Beam | 1800 K 2700 K | IP20 | IP44

- Flush-mount installation on false ceilings of thickness 12.5 to 25 mm for Minimal versions (without perimeter flap) or 1 to 25 mm for Frame versions (with flap) using torsion springs.
- Main body with radiant surface made of die-cast aluminium.
- High-definition optics made of metallised thermoplastic material, integrated in the innovative black antiglare screen that defines emission with luminance control UGR<10.
- High visual comfort.
- Installation without tools.
- The minimum installation space dimensions are listed in the online instruction catalogue.
- IP20
- IP44 on the visible body of the mount after installation.

Optics



M
α 24°



F
α 30°-32°
34°



WF
α 50°-52°
54°


01
WHITE


04
BLACK


01
WHITE


47
WHITE/BLACK


43
BLACK/BLACK


74
GREY/BLACK

iguzzini.com code finder / download design files / save and organize favorites

new
Available

new



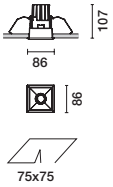

source W	lm	system W	lm	optic	code colour
Frame version					
LED					
4000K - CRI 80					
6,7W	1050	**9,1W**	**798**	**52°**	**N153** 01-43-47-74
3000K - CRI 80					
6,7W	1000	**9,1W**	**760**	**52°**	**N154** 01-43-47-74
3000K - CRI 90					
8,5W	1050	**11W**	**693**	**24°**	**P948** 01-43-47-74
8,5W	1050	**11W**	**776**	**32°**	**N155** 01-43-47-74
8,5W	1050	**11W**	**798**	**52°**	**N156** 01-43-47-74
2700K - CRI 90					
9,2W	1050	**11,7W**	**693**	**24°**	**P949** 01-43-47-74
9,2W	1050	**11,7W**	**776**	**32°**	**N157** 01-43-47-74
9,2W	1050	**11,7W**	**798**	**52°**	**N158** 01-43-47-74
4000K - CRI 80 - DALI					
6,7W	1050	**8,8W**	**798**	**52°**	**N159** 01-43-47-74
3000K - CRI 80 - DALI					
6,7W	1000	**8,8W**	**760**	**52°**	**N160** 01-43-47-74
3000K - CRI 90 - DALI					
8,5W	1050	**10,8W**	**693**	**24°**	**P950** 01-43-47-74
8,5W	1050	**10,8W**	**776**	**32°**	**N161** 01-43-47-74
8,5W	1050	**10,8W**	**798**	**52°**	**N162** 01-43-47-74
2700K - CRI 90 - DALI					
9,2W	1050	**11,6W**	**693**	**24°**	**P951** 01-43-47-74
9,2W	1050	**11,6W**	**776**	**32°**	**N163** 01-43-47-74
9,2W	1050	**11,6W**	**798**	**52°**	**N164** 01-43-47-74
Warm Dimming - CRI 90 - DALI					
• 8,7W	650	**10,7W**	**488**	**34°**	**QE03** 01-43-47-74
• 8,7W	650	**10,7W**	**533**	**54° / 50°**	**QE04** 01-43-47-74

Complete with power supply

new



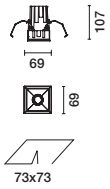

source W	lm	system W	lm	optic	code colour
Minimal version					
LED					
4000K - CRI 80					
6,7W	1050	**9,1W**	**798**	**54°**	**QJ94** 01-04
3000K - CRI 90					
8,5W	1050	**11W**	**693**	**24°**	**QJ95** 01-04
8,5W	1050	**11W**	**776**	**30°**	**QJ96** 01-04
8,5W	1050	**11W**	**798**	**54°**	**QJ97** 01-04
2700K - CRI 90					
9,2W	1050	**11,7W**	**693**	**24°**	**QJ98** 01-04
9,2W	1050	**11,7W**	**776**	**30°**	**QJ99** 01-04
9,2W	1050	**11,7W**	**798**	**54°**	**QK00** 01-04
4000K - CRI 80 - DALI					
6,7W	1050	**8,8W**	**798**	**54°**	**QK01** 01-04
3000K - CRI 90 - DALI					
8,5W	1050	**10,8W**	**693**	**24°**	**QK02** 01-04
8,5W	1050	**10,8W**	**776**	**30°**	**QK03** 01-04
8,5W	1050	**10,8W**	**798**	**54°**	**QK04** 01-04
2700K - CRI 90 - DALI					
9,2W	1050	**11,6W**	**693**	**24°**	**QK05** 01-04
9,2W	1050	**11,6W**	**776**	**30°**	**QK06** 01-04
9,2W	1050	**11,6W**	**798**	**54°**	**QK07** 01-04
Warm Dimming - CRI 90 - DALI					
8,4W	560	**10,7W**	**420**	**34°**	**QE05** 01-04
8,4W	560	**10,7W**	**420**	**34°**	**QK08** 01-04
8,4W	560	**10,7W**	**459**	**54° / 52°**	**QE06** 01-04
8,4W	560	**10,7W**	**459**	**54°/52°**	**QK09** 01-04

Complete with power supply



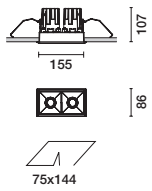

source W	lm	system W	lm	optic	code colour
Frame version					
LED					
4000K - CRI 80 - DALI					
17W	2450	**21,2W**	**1862**	**52°**	**N165** 01-43-47-74
3000K - CRI 80 - DALI					
17W	2400	**21,2W**	**1824**	**52°**	**N166** 01-43-47-74
3000K - CRI 90 - DALI					
17W	2000	**21,2W**	**1520**	**52°**	**N167** 01-43-47-74
2700K - CRI 90 - DALI					
17W	1900	**21,2W**	**1444**	**52°**	**N168** 01-43-47-74

Complete with DALI power supply

new



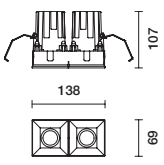

source W	lm	system W	lm	optic	code colour
Minimal version					
LED					
4000K - CRI 80 - DALI					
17W	2450	**21,1W**	**1862**	**54°**	**QK10** 01-04
3000K - CRI 90 - DALI					
17W	2000	**21,1W**	**1520**	**54°**	**QK11** 01-04
2700K - CRI 90 - DALI					
17W	1900	**21,1W**	**1444**	**54°**	**QK12** 01-04

Complete with DALI power supply

Laser Blade L
High Contrast


01
WHITE


04
BLACK


01
WHITE


47
WHITE/BLACK


43
BLACK/BLACK


74
GREY/BLACK

iguzzini.com code finder / download design files / save and organize favorites

new
Available



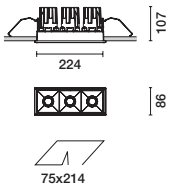

source W	lm	system W	lm	optic	code colour
Frame version					
LED					
4000K - CRI 80 - DALI					
25W	3700	**29,2W**	**2811**	**52°**	**N169** 01-43-47-74
3000K - CRI 80 - DALI					
25W	3600	**29,2W**	**2735**	**52°**	**N170** 01-43-47-74
3000K - CRI 90 - DALI					
25W	2950	**29,2W**	**2241**	**52°**	**N171** 01-43-47-74
2700K - CRI 90 - DALI					
25W	2850	**29,2W**	**2165**	**52°**	**N172** 01-43-47-74

Complete with DALI power supply

new



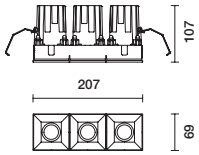

source W	lm	system W	lm	optic	code colour
Minimal version					
LED					
4000K - CRI 80 - DALI					
25W	3700	**28,8W**	**2811**	**54°**	**QK13** 01-04
3000K - CRI 90 - DALI					
25W	2950	**28,8W**	**2241**	**54°**	**QK14** 01-04
2700K - CRI 90 - DALI					
25W	2850	**28,8W**	**2165**	**54°**	**QK15** 01-04

Complete with DALI power supply

Mounting accessories	code	colour
Minimal flange		
for false ceilings between 12.5 mm and 25 mm thick	**QK49** 01 for recessed 69x69 mm **QK50** 01 for recessed 138x69 mm **QK51** 01 for recessed 207x69 mm	



S32 – Fintech District – Milan, Italy
Client: Gruppo Banca Sella
Architectural and Lighting Project: Lombardini 22
Photo: Luca Petrucci

S32 – Fintech District – Milan, Italy
Client: Gruppo Banca Sella
Architectural and Lighting Project: Lombardini 22
Photo: Luca Petrucci

Technical information may change alongside technological progress. Consult iguzzini.com for ongoing updates.


LOCKERS

Laser Blade L
Wall Washer





86x86





86x155





86x224



Explore and interact with products in 3D.
thelightexperience.iguzzini.com

DALI | High CRI | 1800 K – 2700 K | IP20 | IP44

- Flush-mount installation on false ceilings of thickness 12.5 to 25 mm for Minimal versions (without perimeter flap) or 1 to 25 mm for Frame versions (with flap) using torsion springs.
- Main body with radiant surface made of die-cast aluminium.
- High-Definition optical system designed to achieve effective wall washer distribution on the wall.
- Installation without tools.
- The minimum installation space dimensions are listed in the online instruction catalogue.
- IP20
- IP44 on the visible body of the mount after installation.

Optics

The innovative wall washer optic (patented) was designed to ensure uniform lighting of walls, from the highest to the lowest points, as well as avoiding shadow areas in zones near the ceiling.



Correct installation

Correct installation distances to achieve uniform lighting of the walls. For installation criteria, refer to the instruction sheet.

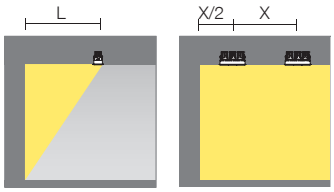

Version (mm)	L (m)	X (m)	X/2 (m)
86x86 / 69x69	0,9	1	0,5
155x86 / 153x69	0,8	0,9	0,5
224x86 / 207x69	0,9	1,0	0,5


01
WHITE


04
BLACK


01
WHITE


47
WHITE/BLACK


43
BLACK/BLACK


74
GREY/BLACK

iguzzini.com code finder / download design files / save and organize favorites

new
Available

new



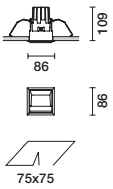

source		system			
W	lm	W	lm	optic	code colour
Frame version					
LED					
4000K - CRI 80					
6,7W	1050	**9,1W**	**598**	**WW**	**P956** 01-43-47-74
3000K - CRI 90					
8,5W	1000	**11W**	**570**	**WW**	**P957** 01-43-47-74
2700K - CRI 90					
9,2W	1050	**11,7W**	**598**	**WW**	**P958** 01-43-47-74
4000K - CRI 80 - DALI					
6,7W	1050	**8,8W**	**598**	**WW**	**P959** 01-43-47-74
3000K - CRI 90 - DALI					
8,5W	1000	**10,9W**	**570**	**WW**	**P960** 01-43-47-74
2700K - CRI 90 - DALI					
9,2W	1050	**11,6W**	**598**	**WW**	**P961** 01-43-47-74
Warm Dimming - CRI 90 - DALI					
• 8,4W	590	**10,7W**	**336**	**WW**	**QE11** 01-43-47-74

Complete with power supply

new



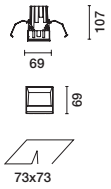

source		system			
W	lm	W	lm	optic	code colour
Minimal version					
LED					
4000K - CRI 80					
6,7W	1000	**9,1W**	**570**	**WW**	**QK16** 01-04
3000K - CRI 90					
8,4W	1000	**10,9W**	**570**	**WW**	**QK17** 01-04
2700K - CRI 90					
9,1W	1000	**11,6W**	**570**	**WW**	**QK18** 01-04
4000K - CRI 80 - DALI					
6,7W	1000	**8,8W**	**570**	**WW**	**QK19** 01-04
3000K - CRI 90 - DALI					
8,4W	1000	**10,7W**	**570**	**WW**	**QK20** 01-04
2700K - CRI 90 - DALI					
9,1W	1000	**11,5W**	**570**	**WW**	**QK21** 01-04
Warm Dimming - CRI 90 - DALI					
8,4W	590	**10,7W**	**336**	**WW**	**QE12** 01-04
8,4W	590	**10,7W**	**354**	**WW**	**QK22** 01-04

Complete with power supply



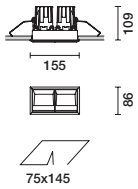

source		system			
W	lm	W	lm	optic	code colour
Frame version					
LED					
4000K - CRI 80 - DALI					
17W	2450	**21,2W**	**1298**	**WW**	**P962** 01-43-47-74
3000K - CRI 90 - DALI					
17W	1950	**21,2W**	**1033**	**WW**	**P963** 01-43-47-74
2700K - CRI 90 - DALI					
17W	1850	**21,2W**	**980**	**WW**	**P964** 01-43-47-74

Complete with DALI power supply

new



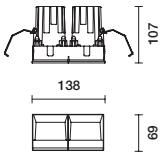

source		system			
W	lm	W	lm	optic	code colour
Minimal version					
LED					
4000K - CRI 80 - DALI					
16W	2400	**19,9W**	**1272**	**WW**	**QK23** 01-04
3000K - CRI 90 - DALI					
16W	1900	**19,9W**	**1007**	**WW**	**QK24** 01-04
2700K - CRI 90 - DALI					
16W	1850	**19,9W**	**980**	**WW**	**QK25** 01-04

Complete with DALI power supply



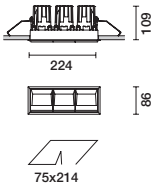

source		system			
W	lm	W	lm	optic	code colour
Frame version					
LED					
4000K - CRI 80 - DALI					
25W	3650	**29,2W**	**1934**	**WW**	**P965** 01-43-47-74
3000K - CRI 90 - DALI					
25W	2900	**29,2W**	**1537**	**WW**	**P966** 01-43-47-74
2700K - CRI 90 - DALI					
25W	2800	**29,2W**	**1484**	**WW**	**P967** 01-43-47-74

Complete with DALI power supply

new



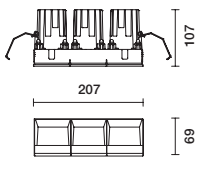

source		system			
W	lm	W	lm	optic	code colour
Minimal version					
LED					
4000K - CRI 80 - DALI					
25W	3600	**28,8W**	**1908**	**WW**	**QK26** 01-04
3000K - CRI 90 - DALI					
25W	2900	**28,8W**	**1537**	**WW**	**QK27** 01-04
2700K - CRI 90 - DALI					
25W	2800	**28,8W**	**1484**	**WW**	**QK28** 01-04

Complete with DALI power supply

Mounting accessories	code	colour



Minimal flange

for false ceilings between 12.5 mm and 25 mm thick

QK49 01
for recessed 69x69 mm
QK50 01
for recessed 138x69 mm
QK51 01
for recessed 207x69 mm

Laser Blade L
Adjustable



86x86



Explore and interact with products in 3D.
thelightexperience.iguzzini.com

DALI | High CRI | 1800 K – 2700 K | Opti Beam | IP20

- Flush-mount installation on false ceilings with 1 to 25 mm thickness. fixing system with steel springs.
- Adjustable lamp body with extruded aluminium heat sink. +/- 30° horizontal tilting and 358° rotation.
- External die-cast aluminium support frame.
- High-definition retractable optics in metallic-finish thermoplastic, incorporated into the antiglare screen to ensure high visual comfort even during orientation.
- The minimum installation space dimensions are listed in the online instruction catalogue.



Opti Beam Lens
(Spot 10° optic)

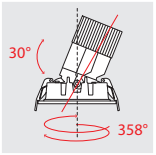

Dual adjustability

Optics



S* α 10°

M α 24°

F α 28°-30° 32°

WF α 42°-44° 48°-50°

E**

* Spot optic: product complete with lens
** Elliptical Optics: - obtained by installing the respective accessory.


01
WHITE


04
BLACK


01
WHITE


47
WHITE/BLACK


43
BLACK/BLACK


74
GREY/BLACK

Opti Beam Lens with accessories
The Opti Beam lens produces an extremely concentrated cone (SS) with sharp edges without a double ring effect.. In combination, it is possible to fit Opti Beam interchangeable refractors to open the beam to medium, flood and wide flood.

Refractor for elliptical distribution



Diffuser Filter



Soft Lens Filter



Coloured filters



Honeycomb louvre



Opti Beam Reflector with accessories
Interchangeable Opti Beam reflectors, on the other hand, produce medium, flood and wide flood cones with higher light flows. Optical and photometric accessories to expand and modulate light emissions.

Refractor for elliptical distribution



Coloured filters



Honeycomb louvre



For the number of accessories that can be installed, refer to the instruction sheet

iguzzini.com code finder / download design files / save and organize favorites

new
Available

new



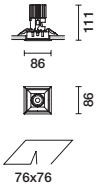

source W	source lm	system W	system lm	optic	code colour
Frame version					
LED					
4000K - CRI 80					
6,7W	1000	**9,1W**	**689**	**50°**	**P722** 01-43-47-74
3000K - CRI 90					
6,1W	540	**8,2W**	**329**	**10°**	**P723** 01-43-47-74
8,4W	1000	**10,9W**	**600**	**24°**	**P724** 01-43-47-74
8,4W	1000	**10,9W**	**658**	**30°**	**P725** 01-43-47-74
8,4W	1000	**10,9W**	**689**	**50°**	**P726** 01-43-47-74
2700K - CRI 90					
6,1W	510	**8,2W**	**311**	**10°**	**P727** 01-43-47-74
9,1W	1000	**11,6W**	**600**	**24°**	**P728** 01-43-47-74
9,1W	1000	**11,6W**	**658**	**30°**	**P729** 01-43-47-74
9,1W	1000	**11,6W**	**689**	**50°**	**P730** 01-43-47-74
4000K - CRI 80 - DALI					
6,7W	1000	**8,8W**	**689**	**50°**	**P731** 01-43-47-74
3000K - CRI 90 - DALI					
6,1W	540	**8,1W**	**329**	**10°**	**P732** 01-43-47-74
8,4W	1000	**10,7W**	**600**	**24°**	**P733** 01-43-47-74
8,4W	1000	**10,7W**	**658**	**30°**	**P734** 01-43-47-74
8,4W	1000	**10,7W**	**689**	**50°**	**P735** 01-43-47-74

Complete with power supply
P723, P727, P732, P736: Opti Beam Lens

new



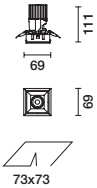

source W	source lm	system W	system lm	optic	code colour
Minimal version					
LED					
4000K - CRI 80					
6,7W	1000	**9,1W**	**689**	**50°**	**QK29** 01-04
3000K - CRI 90					
6,1W	540	**8,2W**	**328**	**10°**	**QK30** 01-04
8,4W	1000	**10,9W**	**600**	**24°**	**QK31** 01-04
8,4W	1000	**10,9W**	**658**	**30°**	**QK32** 01-04
8,4W	1000	**10,9W**	**689**	**50°**	**QK33** 01-04
2700K - CRI 90					
6,1W	510	**8,2W**	**308**	**10°**	**QK34** 01-04
9,1W	1000	**11,6W**	**600**	**24°**	**QK35** 01-04
9,1W	1000	**11,6W**	**658**	**30°**	**QK36** 01-04
9,1W	1000	**11,6W**	**689**	**50°**	**QK37** 01-04
4000K - CRI 80 - DALI					
6,7W	1000	**8,8W**	**689**	**50°**	**QK38** 01-04
3000K - CRI 90 - DALI					
6,1W	540	**8,1W**	**328**	**10°**	**QK39** 01-04
8,4W	1000	**10,7W**	**600**	**24°**	**QK40** 01-04
8,4W	1000	**10,7W**	**658**	**30°**	**QK41** 01-04
8,4W	1000	**10,7W**	**689**	**50°**	**QK42** 01-04

Complete with power supply

Laser Blade L
Adjustable


01
WHITE


04
BLACK


01
WHITE


47
WHITE/BLACK


43
BLACK/BLACK


74
GREY/BLACK

iguzzini.com code finder / download design files / save and organize favorites

new
Available

new









source W	lm	system W	lm	optic	code colour
Frame version					
LED					
2700K - CRI 90 - DALI					
6,1W	510	**8,1W**	**311**	**10°**	**P736** 01-43-47-74
9,1W	1000	**11,5W**	**600**	**24°**	**P737** 01-43-47-74
9,1W	1000	**11,5W**	**658**	**30°**	**P738** 01-43-47-74
9,1W	1000	**11,5W**	**689**	**50°**	**P739** 01-43-47-74
Warm Dimming - CRI 90 - DALI					
• 8,5W	610	**10,7W**	**354**	**30° / 28°**	**QE07** 01-43-47-74
• 8,5W	610	**10,7W**	**409**	**44° / 42°**	**QE08** 01-43-47-74

Complete with power supply
P723, P727, P732, P736: Opti Beam Lens

new









source W	lm	system W	lm	optic	code colour
Minimal version					
LED					
2700K - CRI 90 - DALI					
6,1W	510	**8,1W**	**308**	**10°**	**QK43** 01-04
9,1W	1000	**11,5W**	**600**	**24°**	**QK44** 01-04
9,1W	1000	**11,5W**	**658**	**30°**	**QK45** 01-04
9,1W	1000	**11,5W**	**689**	**50°**	**QK46** 01-04
Warm Dimming - CRI 90 - DALI					
8,5W	610	**10,7W**	**409**	**32°**	**QK47** 01-04
8,5W	610	**10,7W**	**354**	**30° / 28°**	**QE09** 01-04
8,5W	610	**10,7W**	**354**	**48°**	**QK48** 01-04
8,5W	610	**10,7W**	**409**	**44° / 42°**	**QE10** 01-04

Complete with power supply

Optical accessories	code	colour
 Honeycomb louvre	**MY39**	04
 Diffuser Filter	**MW78** **MW78** for Opti Beam Reflector	24 65
 "Soft Lens" filter	**MY42** for Opti Beam Reflector	24
 Refractor for elliptical distribution	**MY40**	24
 Coloured filters	**MY14**	05-06-16

Mounting accessories	code	colour
 Minimal flange		
for false ceilings between 12.5 mm and 25 mm thick	**QK49** for recessed 69x69 mm	01

Löwen Apotheke – Neuruppin, Germanyya
Architectural Project: Glahn Architekten
Lighting project: Conceptlicht GmbH
Photo: Nikolay Kazakov

Technical information may change alongside technological progress. Consult iguzzini.com for ongoing updates.


Glück stärkt.
Der Zauber steckt immer im Detail.

Laser Blade XL
High Contrast



144x144



Explore and interact with products in 3D.
thelightexperience.iguzzini.com

DALI | Opti Beam | IP20 | IP44

- Flush-mount installation on false ceilings of thickness 12.5 to 25 mm for Minimal versions (without perimeter flap) or 1 to 25 mm for Frame versions (with flap) using torsion springs.
- Main body with radiant surface made of die-cast aluminium.
- High-definition optics made of metallised thermoplastic material, integrated in the innovative black antiglare screen that defines emission with luminance control UGR<10.
- High visual comfort.
- Installation without tools.
- The minimum installation space dimensions are listed in the online instruction catalogue.
- IP20
- IP44 on the visible body of the mount after installation.

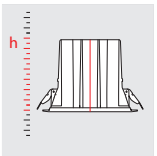

Reduced height

Optics



M
α 22°-24°

F
α 34°-36°

WF
α 52°-54°


01
WHITE


04
BLACK


01
WHITE


47
WHITE/BLACK


43
BLACK/BLACK


74
GREY/BLACK

iguzzini.com code finder / download design files / save and organize favorites

new
Available



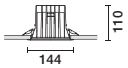





source W | source lm | system W | system lm | optic | code colour

Frame version

LED

4000K - CRI 80 - DALI

21W	3000	**23,5W**	**1948**	**52°**	**P776** 01-43-47-74

3000K - CRI 90 - DALI

29W	3000	**32,1W**	**1860**	**24°**	**P777** 01-43-47-74
29W	3000	**32,1W**	**1827**	**36°**	**P778** 01-43-47-74
29W	3000	**32,1W**	**1948**	**52°**	**P779** 01-43-47-74

2700K - CRI 90 - DALI

29W	2900	**32,1W**	**1798**	**24°**	**P780** 01-43-47-74
29W	2900	**32,1W**	**1766**	**36°**	**P781** 01-43-47-74
29W	2900	**32,1W**	**1883**	**52°**	**P782** 01-43-47-74

Complete with DALI power supply

new









source W | source lm | system W | system lm | optic | code colour

Minimal version

LED

4000K - CRI 80 - DALI

21W	3000	**23,5W**	**1948**	**54°**	**QK52** 01-04

3000K - CRI 90 - DALI

29W	3000	**32,1W**	**1860**	**22°**	**QK53** 01-04
29W	3000	**32,1W**	**1827**	**34°**	**QK54** 01-04
29W	3000	**32,1W**	**1948**	**54°**	**QK55** 01-04

2700K - CRI 90 - DALI

29W	2900	**32,1W**	**1798**	**22°**	**QK56** 01-04
29W	2900	**32,1W**	**1766**	**34°**	**QK57** 01-04
29W	2900	**32,1W**	**1883**	**54°**	**QK58** 01-04

Complete with DALI power supply

Mounting accessories	code	colour
 Minimal flange		
for false ceilings between 12.5 mm and 25 mm thick	**QK71** for recessed 119x119 mm version	01



Hotel Zenit – Siviglia, Spagna
Architectural Project:
Izascun Larzabal
Interior design: Marta Catalán
(Zenit Hoteles)
Photo: Elena Blanco Martinez

Laser Blade XL
Wall Washer



144x144



Explore and interact with products in 3D.
thelightexperience.iguzzini.com

DALI High CRI IP20 IP43

- Flush-mount installation on false ceilings of thickness 12.5 to 25 mm for Minimal versions (without perimeter flap) or 1 to 25 mm for Frame versions (with flap) using torsion springs.
- Main body with radiant surface made of die-cast aluminium.
- High-Definition optical system designed to achieve effective wall washer distribution on the wall.
- Installation without tools.
- The minimum installation space dimensions are listed in the online instruction catalogue.
- IP20
- IP43 on the visible body of the mount after installation.

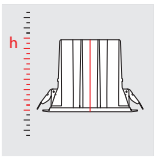

Reduced height

Optics

The innovative wall washer optic (patented) was designed to ensure uniform lighting of walls, from the highest to the lowest points, as well as avoiding shadow areas in zones near the ceiling.



Correct installation

Correct installation distances to achieve uniform lighting of the walls. For installation criteria, refer to the instruction sheet.

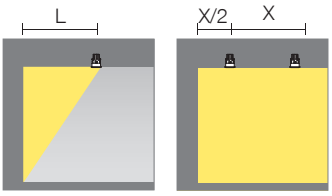

Version (mm)	L (m)	X (m)	X/2 (m)
144x144/119x119	0,9	1	0,5



01 WHITE | 04 BLACK | 01 WHITE | 47 WHITE/BLACK | 43 BLACK/BLACK | 74 GREY/BLACK

iguzzini.com code finder / download design files / save and organize favorites

new
Available



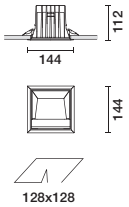

source		system			
W	lm	W	lm	optic	code colour
Frame version					
LED					
4000K - CRI 80 - DALI					
21W	3000	**23,5W**	**1770**	**WW**	**Q266** 01-43-47-74
3000K - CRI 90 - DALI					
29W	3000	**32,1W**	**1770**	**WW**	**Q267** 01-43-47-74
2700K - CRI 90 - DALI					
29W	2900	**32,1W**	**1711**	**WW**	**Q268** 01-43-47-74

Complete with DALI power supply

new



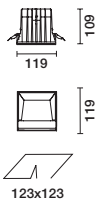

source		system			
W	lm	W	lm	optic	code colour
Minimal version					
LED					
4000K - CRI 80 - DALI					
21W	3000	**23,5W**	**1770**	**WW**	**QK59** 01-04
3000K - CRI 90 - DALI					
29W	3000	**32,1W**	**1770**	**WW**	**QK60** 01-04
2700K - CRI 90 - DALI					
29W	2900	**32,1W**	**1711**	**WW**	**QK61** 01-04

Complete with DALI power supply

Mounting accessories	code	colour
 Minimal flange		
for false ceilings between 12.5 mm and 25 mm thick	**QK71** for recessed 119x119 mm version	01

Laser Blade XL
Adjustable



144x144



Explore and interact with products in 3D.
thelightexperience.iguzzini.com

DALI | Opti Beam | IP20

- Flush-mount installation on false ceilings with 1 to 25 mm thickness. fixing system with steel springs.
- Adjustable lamp body with extruded aluminium heat sink. +/- 35° horizontal tilting and 358° rotation.
- Mechanical lock in both directions.
- External die-cast aluminium support frame.
- High-definition retractable optics in metallic-finish thermoplastic, incorporated into the antiglare screen to ensure high visual comfort even during orientation.
- The minimum installation space dimensions are listed in the online instruction catalogue.



Opti Beam Lens

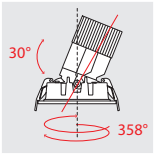

Dual adjustability

Optics



S
α 10°



M
α 22°



F
α 34°



WF
α 46°



01 WHITE | 04 BLACK | 01 WHITE | 47 WHITE/BLACK | 43 BLACK/BLACK | 74 GREY/BLACK

Opti Beam Reflector with accessories
Interchangeable Opti Beam reflectors, on the other hand, produce medium, flood and wide flood cones with higher light flows. Optical and photometric accessories to expand and modulate light emissions.

Refractor for elliptical distribution



Diffuser Filter



Soft Lens Filter



Coloured filters



Honeycomb louvre



Opti Beam Lens with accessories
The Opti Beam lens produces an extremely concentrated cone (SS) with sharp edges without a double ring effect. In combination, it is possible to fit Opti Beam interchangeable refractors to open the beam to medium, flood and wide flood.

For the number of accessories that can be installed, refer to the instruction sheet

Refractor for elliptical distribution



Opti Beam Refractor M - F - WF



Coloured filters



Honeycomb louvre



iguzzini.com code finder / download design files / save and organize favorites

new
Available



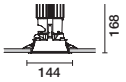





source W	lm	system W	lm	optic	code colour
Frame version					
LED					
4000K - CRI 80 - DALI					
21W	3000	**23,5W**	**1948**	**46°**	**P758** 01-43-47-74
3000K - CRI 90 - DALI					
29W	3000	**32,1W**	**1740**	**22°**	**P760** 01-43-47-74
29W	3000	**32,1W**	**1796**	**34°**	**P761** 01-43-47-74
29W	3000	**32,1W**	**1948**	**46°**	**P762** 01-43-47-74
2700K - CRI 90 - DALI					
29W	2900	**32,1W**	**1682**	**22°**	**P764** 01-43-47-74
29W	2900	**32,1W**	**1736**	**34°**	**P765** 01-43-47-74
29W	2900	**32,1W**	**1883**	**46°**	**P766** 01-43-47-74

Complete with DALI power supply

new



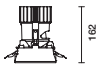



source W	lm	system W	lm	optic	code colour
Minimal version					
LED					
4000K - CRI 80 - DALI					
21W	3000	**23,5W**	**1948**	**46°**	**QK62** 01-04
3000K - CRI 90 - DALI					
29W	3000	**32,1W**	**1740**	**22°**	**QK64** 01-04
29W	3000	**32,1W**	**1796**	**34°**	**QK65** 01-04
29W	3000	**32,1W**	**1948**	**46°**	**QK66** 01-04
29W	2900	**32,1W**	**1883**	**46°**	**QK70** 01-04
2700K - CRI 90 - DALI					
29W	2900	**32,1W**	**1682**	**22°**	**QK68** 01-04
2700K - CRI 90 - DALI					
29W	2900	**32,1W**	**1736**	**34°**	**QK69** 01-04

Complete with DALI power supply



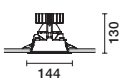





source W	lm	system W	lm	optic	code colour
Frame version					
LED					
3000K - CRI 90 - DALI					
12W	1150	**13,5W**	**564**	**10°**	**P759** 01-43-47-74
2700K - CRI 90 - DALI					
12W	1050	**13,5W**	**515**	**10°**	**P763** 01-43-47-74

Complete with DALI power supply
Opti Beam Lens

new



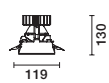





source W	lm	system W	lm	optic	code colour
Minimal version					
LED					
3000K - CRI 90 - DALI					
12W	1000	**13,5W**	**564**	**10°**	**QK63** 01-04
2700K - CRI 90 - DALI					
12W	1000	**13,5W**	**515**	**10°**	**QK67** 01-04

Complete with DALI power supply
Opti Beam Lens

Laser Blade XL
Adjustable

Optical accessories	code	colour
 Opti Beam Refractor		
medium	**MY47**	24
	for Opti Beam Lens	
flood	**MY48**	24
	for Opti Beam Lens	
wide flood	**MY49**	24
	for Opti Beam Lens	
 Honeycomb louvre	**MY38**	04
 "Soft Lens" filter	**MY46**	24
 Refractor for elliptical distribution	**MXV1**	24
 Coloured filters	**4491**	05-06-09
	4491	24
	4491	65
	MY50	05-06-16
	for Opti Beam Lens	

Mounting accessories	code	colour
 Minimal flange		
for false ceilings between 12.5 mm and 25 mm thick	**QK71**	01
	for recessed 119x119 mm version	

Council of Europe - Brussels, Belgium
Architectural project: Samyn & Partners (Architects & Engineers), Studio Valle Progettazioni
Structural Design: Samyn & Partners (Architects & Engineers),
Buro Happold Limited engineers
Photo: Marc Detiffe


pinterest.com/iguzzini

Laser Blade
System53

Laser Blade
System53



Adjustable module
High Contrast



S
α 12°



F
α 32°



S
α 48°



Linear module
High Contrast UGR<19



WF
α 48°

Laser Blade
iN30

Possible combination of
Low contrast modules with
High contrast modules.







Modulo iN30
High Contrast



WF
α 48°



Flush-mount
installation

Adjustable
spotlight



S
α 10°



M
α 26°

Wall Washer
module



WW



Flush-mount
installation

Linear module
Low contrast



GL



Pendant
installation

Ceiling
installation

Flush-mount
installation

iN30 module
Low Contrast



GL

Laser Blade
System53

Award
Retail Week Interior Awards 2015

design OMA



Explore and interact with products in 3D.
thelightexperience.iguzzini.com

DALI | High CRI | Opti Beam | IP20 | 03 | F

- Modular system used to create "frameless" Flush-mount channels with a constant aperture of 53 mm.
- Structural profile in extruded aluminium with black finishing treatment.
- High contrast UGR <10 lighting modules for highlights, with swivel orientation +/- 45°.
- Fixed modules for low contrast emission for general and wall washer lighting.
- All modules are complete with built-in power supply.


Cover

Optics - Adjustable module
High contrast
The rotation and sliding movement system allows rotation up to 45°.

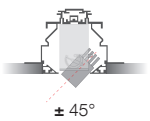
± 45°


S α 12°
F α 32°
WF α 48°

Optics - Fixed module
Low contrast / High contrast
Mounting iN30 modules in the channel produces high and low contrast light lines.




GL
WF α 48°

Optics - Fixed Module
Wall Washer
Can be used in all cases where vertical wall washing is required.




WW

Optics - Adjustable spotlight
Module with adjustable spotlight for focused lighting.

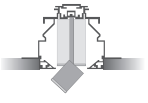

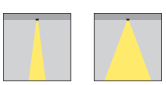
S α 10°
M α 26°

System combination

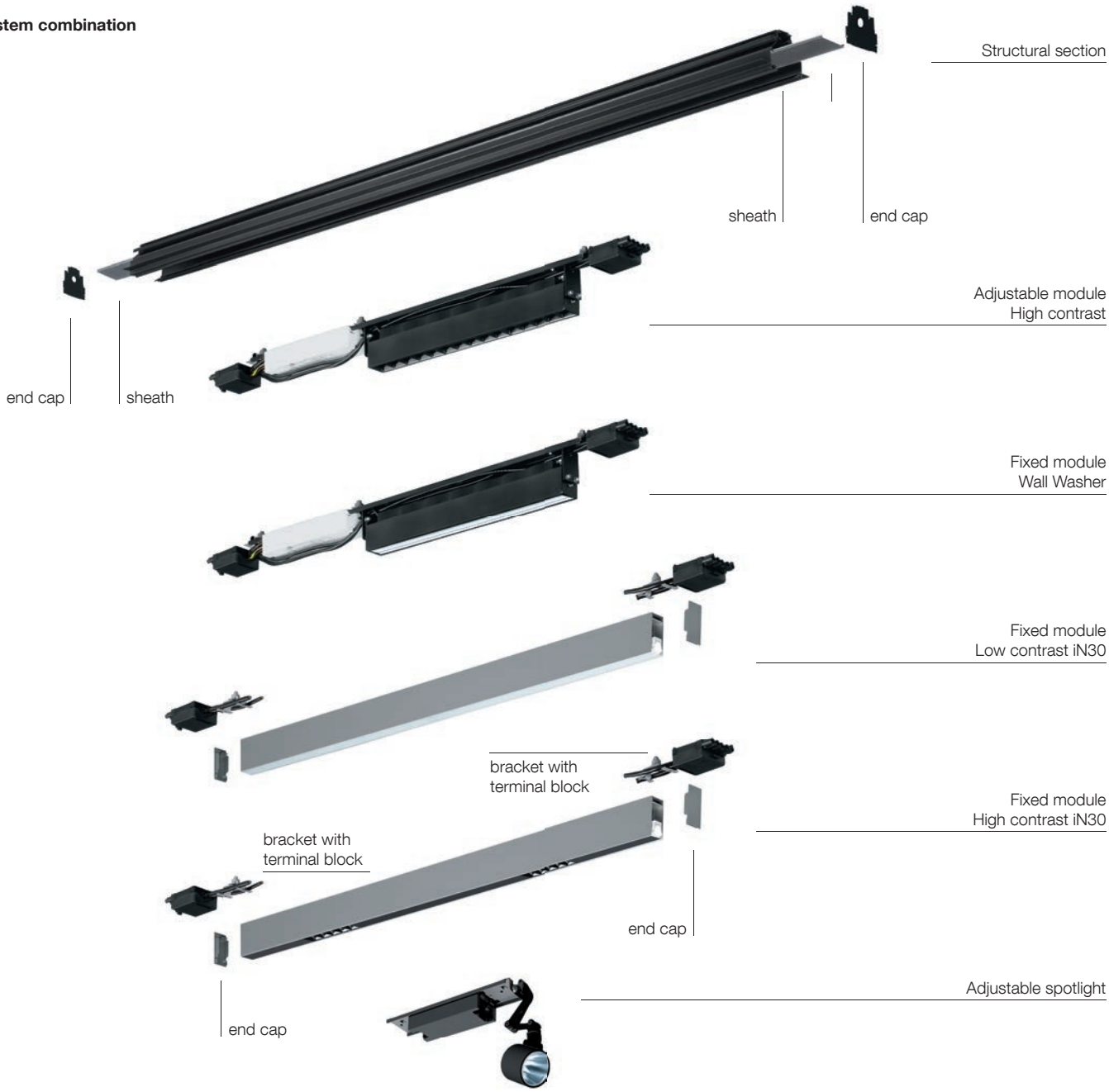



linear connection



ceiling/wall 90° corner joint



90° corner joint

Laser Blade
System53

iguzzini.com code finder / download design files / save and organize favorites



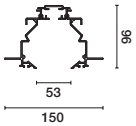

length	code colour
Aluminium structural profile	
Module	
500	**MXJ4** 04
1000	**MXJ5** 04
2000	**MXJ6** 04
3000	**MXJ7** 04

Class of Insulation III
Power supply to be ordered separately



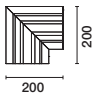

code colour
Angular joint
MXJ9 04





code colour
Ceiling/wall angular joint
MXN5 04



code colour
Two end caps
MXJ8 04



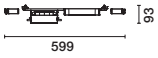

source W	source lm	system W	system lm	optic	code colour
Adjustable module - High contrast					
LED					
4000K - CRI 95 - DALI					
10W	920	**13W**	**763**	**48°**	**MQ42** 04
3000K - CRI 95 - DALI					
10W	850	**13W**	**672**	**12°**	**MU83** 04
10W	850	**13W**	**679**	**32°**	**MQ43** 04
10W	850	**13W**	**705**	**48°**	**MQ44** 04

Complete with DALI power supply



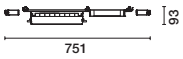

source W	source lm	system W	system lm	optic	code colour
Adjustable module - High contrast					
LED					
4000K - CRI 95 - DALI					
21W	1800	**24,5W**	**1493**	**48°**	**MQ45** 04
3000K - CRI 95 - DALI					
21W	1700	**24,5W**	**1343**	**12°**	**MU84** 04
21W	1700	**24,5W**	**1358**	**32°**	**MQ46** 04
21W	1700	**24,5W**	**1410**	**48°**	**MQ47** 04

Complete with DALI power supply



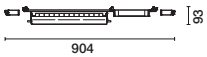

source W	source lm	system W	system lm	optic	code colour
Adjustable module - High contrast					
LED					
4000K - CRI 95 - DALI					
31W	2700	**35W**	**2239**	**48°**	**MQ48** 04
3000K - CRI 95 - DALI					
31W	2500	**35W**	**1975**	**12°**	**MU85** 04
31W	2500	**35W**	**1997**	**32°**	**MQ49** 04
31W	2500	**35W**	**2073**	**48°**	**MQ50** 04

Complete with DALI power supply





source W	source lm	system W	system lm	length	code colour
Linear module - High contrast					
LED					
4000K - CRI 95 - DALI					
20W	1900	**28W**	**1576**	**1197**	**N933** 12
42W	3800	**49,3W**	**3151**	**1462**	**N934** 12
3000K - CRI 90 - DALI					
20W	1900	**28W**	**1576**	**1197**	**N935** 12
42W	3800	**49,3W**	**3151**	**1462**	**N936** 12

Complete with DALI power supply

Refer to the instruction sheet for system composition

04 BLACK

12 ALUMINIUM

iguzzini.com code finder / download design files / save and organize favorites





source W	lm	system W	lm	length	code colour
Linear module - Low contrast					
LED					
4000K - CRI 80 - DALI					
17W	2650	**21,6W**	**2032**	**1197**	**N937** 12
34W	5300	**43W**	**4064**	**2394**	**N938** 12
3000K - CRI 80 - DALI					
17W	2450	**21,6W**	**1879**	**1197**	**N939** 12
34W	4900	**43W**	**3757**	**2394**	**N940** 12

Complete with DALI power supply



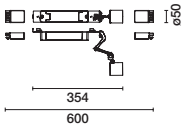

source W	lm	system W	lm	optic	code colour
Module with adjustable spotlight					
LED					
4000K - CRI 80 - DALI					
9W	1000	**13W**	**810**	**26°**	**MQ51** 04
3000K - CRI 90 - DALI					
9W	750	**13W**	**623**	**10°**	**MQ52** 04
9W	750	**13W**	**608**	**26°**	**MQ53** 04

Complete with DALI power supply



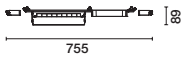

source W	lm	system W	lm	optic	code colour
Wall Washer fixed module					
LED					
4000K - CRI 95 - DALI					
21W	1800	**24,5W**	**702**	**WW**	**MR97** 04
3000K - CRI 95 - DALI					
21W	1650	**24,5W**	**643**	**WW**	**MT88** 04

Complete with DALI power supply



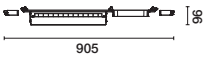

source W	lm	system W	lm	optic	code colour
Wall Washer fixed module					
LED					
4000K - CRI 95 - DALI					
31W	2700	**35W**	**1053**	**WW**	**MT89** 04
3000K - CRI 95 - DALI					
31W	2500	**35W**	**975**	**WW**	**MT90** 04

Complete with DALI power supply

Control gear	code	colour
 Initial plate with terminal blocks	**MXK1**	00

Control gear	code	colour
 Accessory for through wiring of linear modules	**MXJ3**	00
 Connector for through-passing connections	**MXN6**	00

Mounting accessories	code	colour
 Derma for installing structural sections 2 units	**MXK2**	00
 Cover strip with IP40 cap		
2 units	**MXK0**	04

Mounting accessories	code	colour
 Pair of end caps	**MX80**	01-04-15 for linear modules
 Connection elements for continuous row	**MX81**	00 for high contrast versions



Reflex
Frame / Minimal

page 166 / 172 / 176







Fixed optic



Wall Washer optic



Adjustable optic

ø 242



ø 212











Super Comfort

White reflector

ø 153







ø 125











Super Comfort

White reflector

ø 96







White reflector

ø 75





White reflector

Etihad Museum - Dubai, United Arab Emirates
Client: RTA / Dubai Culture & Arts Authority - Architectural project: Moriyama and Teshima Architects
Lighting project: Consullux Lighting Consultants - Photo: Oliver Jackson





ø 75
UGR<19





ø 96
UGR<19





ø 125
UGR<19





ø 153
UGR<19





ø 212
UGR<19





ø 242
UGR<19



ø 125
UGR<10
Super Comfort



ø 212
UGR<10
Super Comfort



ø 75
White
reflector



ø 96
White
reflector



ø 125
White
reflector



ø 212
White
reflector



Explore and interact with products in 3D.
thelightexperience.iguzzini.com

DALI IP20 IP43 IP54

- Flush-mount installation on false ceilings of thickness 12.5 mm for Minimal versions (without perimeter flap) or 1 to 25 mm for Frame versions (with flap) using torsion springs.
- Body and heat-sink in die-cast and extruded aluminium.
- Reflector in metallic-finish thermoplastic material with scratch protection for excellent lighting efficiency and visual comfort.
- Versions suitable for use in settings with UGR <19 video terminals, Super Comfort UGR <10 versions.
- General lighting versions available with white reflector.
- Available with electronic wiring and DALI.
- The minimum installation space dimensions are listed in the online instruction catalogue.
- IP20
- IP43 on the visible body of the mount after installation (Minimal versions).
- IP54 on the visible body of the mount after installation (Frame versions).


Accessory frame for each false ceiling


Retention system


Springs with lock/unlock system

Optics


M
α 18°-24°


F
α 26°-28°-30°


WF
α 42°-44°
48°-52°-56°
58°-60°-62°
64°-66°
74°-78°

Tunable White RGB
Adaptive light is based on variability. With the new Tunable White and Tunable White-RGB versions, Reflex adds perception comfort to visual comfort. Light varies over a broad spectrum of colour temperatures and wave lengths to transform the setting using light. One product, endless possibilities.

Super Comfort Optics
Our optical know-how joins forces with Arup's innovative design expertise to investigate an solution already integrated into architecture**.** Reflex C.o.B. Super Comfort, with UGR<10 and luminance <1,500 cd/m2 at angles of <65°, is particularly well suited for work environments, ensuring maximum visual ergonomics. Available in two sizes, with three light distribution settings and high luminous flux values in order to allow for application in offices and large spaces, such as airports and stations, up to 15 m in height.

Controlled luminance
<1,500cd/m2. ⍰ < 65°

UGR<10
Unified glare rating <10



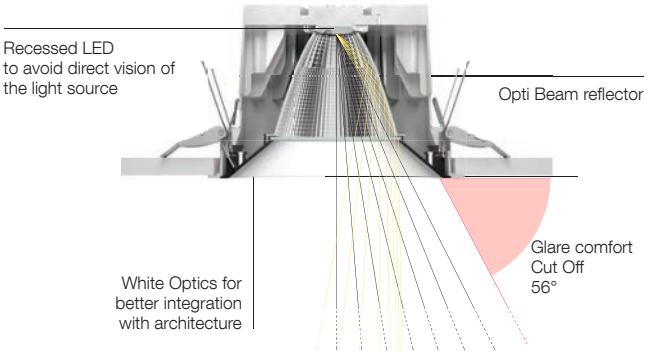

Reflex
Fixed


12
ALUMINIUM


01
WHITE


39
WHITE/ALUMINIUM

iguzzini.com code finder / download design files / save and organize favorites

new
Available



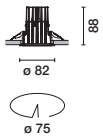

source W	lm	system W	lm	optic	code colour
Ø 75 - Frame version					
LED					
4000K - CRI 80					
6,3W	1000	**9W**	**778**	**28°**	**MV78** 39
6,3W	1000	**9W**	**789**	**52°**	**MV79** 39
4000K - CRI 80 - DALI					
6,3W	1000	**8,6W**	**778**	**28°**	**MV80** 39
6,3W	1000	**8,6W**	**789**	**52°**	**MV81** 39
3000K - CRI 90 - DALI					
8W	1000	**10,1W**	**778**	**28°**	**MV82** 39
8W	1000	**10,1W**	**789**	**52°**	**MV83** 39
2700K - CRI 90 - DALI					
8,4W	1000	**10,5W**	**778**	**28°**	**MV84** 39
8,4W	1000	**10,5W**	**789**	**52°**	**MV85** 39

IP54
Complete with power supply

new



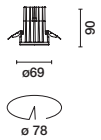

source W	lm	system W	lm	optic	code colour
Ø 75 - Minimal version					
LED					
4000K - CRI 80					
6,3W	1000	**9W**	**778**	**28°**	**QM30** 12
6,3W	1000	**9W**	**789**	**52°**	**QM34** 12
4000K - CRI 80 - DALI					
6,3W	1000	**8,6W**	**778**	**28°**	**QM31** 12
6,3W	1000	**8,6W**	**789**	**52°**	**QM35** 12
3000K - CRI 90 - DALI					
8W	1000	**10,1W**	**778**	**28°**	**QM32** 12
8W	1000	**10,1W**	**789**	**52°**	**QM36** 12
2700K - CRI 90 - DALI					
8,4W	1000	**10,5W**	**778**	**28°**	**QM33** 12
8,4W	1000	**10,5W**	**789**	**52°**	**QM37** 12

IP43



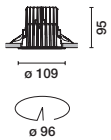

source W	lm	system W	lm	optic	code colour
Ø 96 - Frame version					
LED					
4000K - CRI 80					
8,9W	1500	**11,2W**	**1093**	**24°**	**MV86** 39
8,9W	1500	**11,2W**	**1109**	**44°**	**MV87** 39
3000K - CRI 80					
9,3W	1500	**11,6W**	**1093**	**24°**	**MV88** 39
9,3W	1500	**11,6W**	**1109**	**44°**	**MV89** 39
4000K - CRI 80 - DALI					
8,9W	1500	**11,3W**	**1093**	**24°**	**MV90** 39
8,9W	1500	**11,3W**	**1109**	**44°**	**MV91** 39
3000K - CRI 80 - DALI					
9,3W	1500	**11,8W**	**1093**	**24°**	**MV92** 39
9,3W	1500	**11,8W**	**1109**	**44°**	**MV93** 39
3000K - CRI 90 - DALI					
12W	1500	**13,9W**	**1093**	**24°**	**MV94** 39
12W	1500	**13,9W**	**1109**	**44°**	**MV95** 39
2700K - CRI 90 - DALI					
12W	1450	**13,9W**	**1056**	**24°**	**Q959** 39
12W	1450	**13,9W**	**1072**	**44°**	**Q960** 39

IP54
Complete with power supply

new



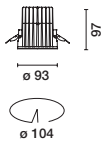

source W	lm	system W	lm	optic	code colour
Ø 96 - Minimal version					
LED					
4000K - CRI 80					
8,9W	1500	**11,2W**	**1093**	**24°**	**QM38** 12
8,9W	1500	**11,2W**	**1109**	**44°**	**QM39** 12
3000K - CRI 80					
9,3W	1500	**11,6W**	**1093**	**24°**	**QM40** 12
9,3W	1500	**11,6W**	**1109**	**44°**	**QM41** 12
4000K - CRI 80 - DALI					
8,9W	1500	**11,3W**	**1093**	**24°**	**QM42** 12
8,9W	1500	**11,3W**	**1109**	**44°**	**QM43** 12
3000K - CRI 80 - DALI					
9,3W	1500	**11,8W**	**1093**	**24°**	**QM44** 12
9,3W	1500	**11,8W**	**1109**	**44°**	**QM45** 12
3000K - CRI 90 - DALI					
12W	1500	**13,9W**	**1093**	**24°**	**QM46** 12
12W	1500	**13,9W**	**1109**	**44°**	**QM47** 12
2700K - CRI 90 - DALI					
12W	1450	**13,9W**	**1056**	**24°**	**QM48** 12
12W	1450	**13,9W**	**1072**	**44°**	**QM49** 12

IP43
To install minimal products a PA53 flange is required.



12
ALUMINIUM



01
WHITE



39
WHITE/ALUMINIUM

new
Available



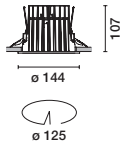

Ø 125 - Frame version

LED

source W	source lm	system W	system lm	optic	code	colour
4000K - CRI 80						
13W	2000	**14,9W**	**1757**	**24°**	**MV96**	39
21W	3000	**23,7W**	**2635**	**24°**	**N229**	39
13W	2000	**14,9W**	**1619**	**64°**	**MV97**	39
21W	3000	**23,7W**	**2429**	**64°**	**N230**	39
3000K - CRI 80						
13W	2000	**15,4W**	**1757**	**24°**	**MV98**	39
21W	3000	**23,7W**	**2635**	**24°**	**N231**	39
13W	2000	**15,4W**	**1619**	**64°**	**MV99**	39
21W	3000	**23,7W**	**2429**	**64°**	**N232**	39
4000K - CRI 80 - DALI						
13W	2000	**14,7W**	**1757**	**24°**	**N000**	39
21W	3000	**23,5W**	**2635**	**24°**	**N233**	39
13W	2000	**14,7W**	**1619**	**64°**	**N001**	39
21W	3000	**23,5W**	**2429**	**64°**	**N234**	39
3000K - CRI 80 - DALI						
13W	2000	**15,1W**	**1757**	**24°**	**N002**	39
22W	3000	**24,7W**	**2635**	**24°**	**N235**	39
13W	2000	**15,1W**	**1619**	**64°**	**N003**	39
22W	3000	**24,7W**	**2429**	**64°**	**N236**	39
3000K - CRI 90 - DALI						
17W	2000	**18,9W**	**1757**	**24°**	**N004**	39
29W	2800	**31,7W**	**2460**	**24°**	**N237**	39
17W	2000	**18,9W**	**1619**	**64°**	**N005**	39
29W	2800	**31,7W**	**2267**	**64°**	**N238**	39
2700K - CRI 90 - DALI						
17W	1900	**18,9W**	**1669**	**24°**	**Q966**	39
29W	2850	**31,7W**	**2503**	**24°**	**Q967**	39
17W	1900	**18,9W**	**1538**	**64°**	**Q968**	39
29W	2850	**31,7W**	**2307**	**64°**	**Q969**	39
Tunable white - DALI						
14W	1950	**16,9W**	**1541**	**66°**	**Q262**	39

IP54
Complete with power supply
Q262: Tunable white 2500K÷6500K, occupies 2 DALI addresses

Tunable white and Tunable white +RGB versions are compatible with the iGuzzini range of light management systems presented on page 769.
For the system definition, refer to the instructions.

new



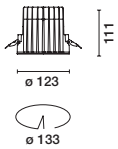

Ø 125 - Minimal version

LED

source W	source lm	system W	system lm	optic	code	colour
4000K - CRI 80						
13W	2000	**14,9W**	**1757**	**24°**	**QM50**	12
21W	3000	**23,7W**	**2635**	**24°**	**QM51**	12
13W	2000	**14,9W**	**1619**	**64°**	**QM52**	12
21W	3000	**23,7W**	**2429**	**64°**	**QM53**	12
3000K - CRI 80						
13W	2000	**15,4W**	**1757**	**24°**	**QM54**	12
21W	3000	**23,7W**	**2635**	**24°**	**QM55**	12
13W	2000	**15,4W**	**1619**	**64°**	**QM56**	12
21W	3000	**23,7W**	**2429**	**64°**	**QM57**	12
4000K - CRI 80 - DALI						
21W	3000	**23,5W**	**2635**	**24°**	**QM59**	12
13W	2000	**14,7W**	**1619**	**64°**	**QM60**	12
21W	3000	**23,5W**	**2429**	**64°**	**QM61**	12
3000K - CRI 80 - DALI						
13W	2000	**15,1W**	**1757**	**24°**	**QM62**	12
22W	3000	**24,7W**	**2635**	**24°**	**QM63**	12
13W	2000	**15,1W**	**1619**	**64°**	**QM64**	12
22W	3000	**24,7W**	**2429**	**64°**	**QM65**	12
3000K - CRI 90 - DALI						
17W	2000	**18,9W**	**1757**	**24°**	**QM66**	12
29W	2800	**31,7W**	**2460**	**24°**	**QM67**	12
17W	2000	**18,9W**	**1619**	**64°**	**QM68**	12
29W	2800	**31,7W**	**2267**	**64°**	**QM69**	12
2700K - CRI 90 - DALI						
17W	1900	**18,9W**	**1669**	**24°**	**QM70**	12
29W	2850	**31,7W**	**2503**	**24°**	**QM71**	12
17W	1900	**18,9W**	**1538**	**64°**	**QM72**	12
29W	2850	**31,7W**	**2307**	**64°**	**QM73**	12

IP43
To install minimal products a PA55 flange is required
Complete with power supply

Reflex
Fixed


12
ALUMINIUM


01
WHITE


39
WHITE/ALUMINIUM

iguzzini.com code finder / download design files / save and organize favorites

new
Available



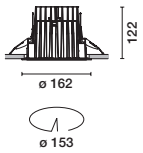

source W	lm	system W	lm	optic	code colour
Ø 153 - Frame version					
LED					
4000K - CRI 80					
21W	3000	**23,7W**	**2603**	**24°**	**N006** 39
21W	3000	**23,7W**	**2488**	**52°**	**N007** 39
3000K - CRI 80					
21W	3000	**23,7W**	**2603**	**24°**	**N008** 39
21W	3000	**23,7W**	**2488**	**52°**	**N009** 39
4000K - CRI 80 - DALI					
21W	3000	**23,5W**	**2603**	**24°**	**N010** 39
21W	3000	**23,5W**	**2488**	**52°**	**N011** 39
3000K - CRI 80 - DALI					
22W	3000	**24,7W**	**2603**	**24°**	**N012** 39
22W	3000	**24,7W**	**2488**	**52°**	**N013** 39
3000K - CRI 90 - DALI					
28W	3000	**30,9W**	**2603**	**24°**	**N014** 39
28W	3000	**30,9W**	**2488**	**52°**	**N015** 39
2700K - CRI 90 - DALI					
28W	2900	**30,9W**	**2516**	**24°**	**Q974** 39
28W	2900	**30,9W**	**2405**	**52°**	**Q975** 39
Tunable white - DALI					
20W	2800	**23,6W**	**2016**	**58°**	**Q264** 39
Tunable white + RGB - DALI					
31W	3000	**33W**	**2010**	**60°**	**Q263** 39

IP54
Complete with power supply
Q263: Tunable white 2500K÷7000K + RGB, occupies 1 DALI DT8 address
Q264: Tunable white 2500K÷6500K, occupies 2 DALI addresses

new



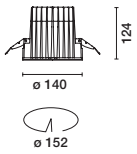

source W	lm	system W	lm	optic	code colour
Ø 153 - Minimal version					
LED					
4000K - CRI 80					
21W	3000	**23,7W**	**2603**	**24°**	**QM74** 12
21W	3000	**23,7W**	**2488**	**52°**	**QM75** 12
3000K - CRI 80					
21W	3000	**23,7W**	**2603**	**24°**	**QM76** 12
21W	3000	**23,7W**	**2488**	**52°**	**QM77** 12
4000K - CRI 80 - DALI					
21W	3000	**23,5W**	**2603**	**24°**	**QM78** 12
21W	3000	**23,5W**	**2488**	**52°**	**QM79** 12
3000K - CRI 80 - DALI					
22W	3000	**24,7W**	**2603**	**24°**	**QM80** 12
22W	3000	**24,7W**	**2488**	**52°**	**QM81** 12
3000K - CRI 90 - DALI					
28W	3000	**30,9W**	**2603**	**24°**	**QM82** 12
28W	3000	**30,9W**	**2488**	**52°**	**QM83** 12
2700K - CRI 90 - DALI					
28W	2900	**30,9W**	**2516**	**24°**	**QM84** 12
28W	2900	**30,9W**	**2405**	**52°**	**QM85** 12

IP43
Complete with power supply

Tunable white and Tunable white +RGB versions are compatible with the iGuzzini range of light management systems presented on page 769.
For the system definition, refer to the instructions.



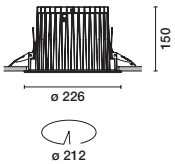

source W	lm	system W	lm	optic	code colour
Ø 212 - Frame version					
LED					
4000K - CRI 80					
32W	5050	**36,2W**	**4293**	**26°**	**N224** 39
32W	5050	**36,2W**	**4340**	**56°**	**MM97** 39
3000K - CRI 80					
33W	5050	**37,1W**	**4293**	**26°**	**N225** 39
33W	5050	**37,1W**	**4340**	**56°**	**MM98** 39
4000K - CRI 80 - DALI					
31W	5050	**34,4W**	**4293**	**26°**	**N226** 39
31W	5050	**34,4W**	**4340**	**56°**	**MM99** 39
3000K - CRI 80 - DALI					
33W	5100	**35,7W**	**4335**	**26°**	**N227** 39
33W	5100	**35,7W**	**4383**	**56°**	**MN00** 39
3000K - CRI 90 - DALI					
39W	5050	**43,4W**	**4293**	**26°**	**N228** 39
39W	5050	**43,4W**	**4340**	**56°**	**N016** 39

IP54
Complete with power supply



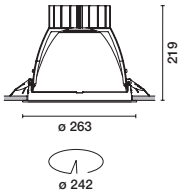

source W	lm	system W	lm	optic	code colour
Ø 242 - Frame version					
LED					
4000K - CRI 80					
49W	8000	**54,8W**	**6062**	**24°**	**N017** 39
49W	8000	**54,8W**	**6155**	**58°**	**N018** 39
3000K - CRI 80					
51W	8000	**57,6W**	**6062**	**24°**	**N019** 39
51W	8000	**57,6W**	**6155**	**58°**	**N020** 39
4000K - CRI 80 - DALI					
49W	8000	**54,8W**	**6062**	**24°**	**N021** 39
49W	8000	**54,8W**	**6155**	**58°**	**N022** 39
3000K - CRI 80 - DALI					
51W	8000	**57,6W**	**6062**	**24°**	**N023** 39
51W	8000	**57,6W**	**6155**	**58°**	**N024** 39

IP54
Complete with power supply

Decorative accessories	code	colour
 Customisation rim	**MWP4** 15 for ø 125 mm **MWP5** 15 for ø 212 mm	

Mounting accessories	code	colour
 Minimal flange	**PA51** 01 For recessed ø 75 mm version **PA53** 01 For recessed ø 96 mm version	

Mounting accessories	code	colour
 Minimal flange	**PA55** 01 For recessed ø 125 mm version **PA57** 01 For recessed ø 153 mm version	


12
ALUMINIUM


01
WHITE


39
WHITE/ALUMINIUM



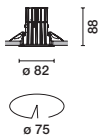

source | system

W	lm	W	lm	optic	code colour
Ø 75 - Frame version - White reflector					
LED					
4000K - CRI 80					
6,3W	1000	**9W**	**650**	**62°**	**P586** 01
4000K - CRI 80 - DALI					
6,3W	1000	**8,6W**	**650**	**62°**	**P587** 01
3000K - CRI 90 - DALI					
8W	1000	**10,1W**	**650**	**62°**	**P588** 01
2700K - CRI 90 - DALI					
8,4W	1000	**10,5W**	**650**	**62°**	**P589** 01

IP54
Complete with power supply



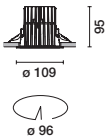

source | system

W	lm	W	lm	optic	code colour
Ø 96 - Frame version - White reflector					
LED					
4000K - CRI 80					
8,9W	1500	**11,2W**	**982**	**74°**	**P507** 01
3000K - CRI 80					
9,3W	1500	**11,6W**	**982**	**74°**	**P508** 01
4000K - CRI 80 - DALI					
8,9W	1500	**11,3W**	**982**	**74°**	**P509** 01
3000K - CRI 90 - DALI					
12W	1500	**13,9W**	**982**	**74°**	**P510** 01
2700K - CRI 90 - DALI					
12W	1400	**13,9W**	**917**	**74°**	**Q961** 01

IP54
Complete with power supply



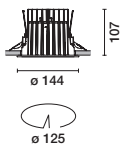

source | system

W	lm	W	lm	optic	code colour
Ø 125 - Frame version - White reflector					
LED					
4000K - CRI 80					
13W	2000	**14,9W**	**1499**	**78°**	**P511** 01
21W	3000	**23,7W**	**2249**	**78°**	**P512** 01
3000K - CRI 80					
13W	2000	**15,4W**	**1499**	**78°**	**P513** 01
21W	3100	**23,7W**	**2324**	**78°**	**P514** 01
4000K - CRI 80 - DALI					
13W	2000	**14,7W**	**1499**	**78°**	**P515** 01
21W	3000	**23,5W**	**2249**	**78°**	**P516** 01
3000K - CRI 90 - DALI					
17W	2000	**18,9W**	**1499**	**78°**	**P517** 01
29W	3000	**31,7W**	**2249**	**78°**	**P518** 01
2700K - CRI 90 - DALI					
17W	1950	**18,9W**	**1462**	**78°**	**Q964** 01
29W	2900	**31,7W**	**2174**	**78°**	**Q965** 01

IP54
Complete with power supply



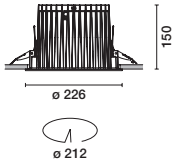

source | system

W	lm	W	lm	optic	code colour
Ø 212 - Frame version - White reflector					
LED					
4000K - CRI 80					
32W	5050	**36,2W**	**4088**	**62°**	**P519** 01
3000K - CRI 80					
33W	5050	**37,1W**	**4088**	**62°**	**P520** 01
4000K - CRI 80 - DALI					
31W	5050	**34,4W**	**4088**	**62°**	**P521** 01
3000K - CRI 90 - DALI					
39W	5050	**43,4W**	**4088**	**62°**	**P522** 01

IP54
Complete with power supply



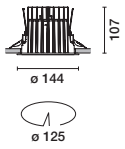

source | system

W	lm	W	lm	optic	code colour
Ø 125 - Frame version - Super Comfort - UGR<10					
LED					
4000K - CRI 80 - DALI					
21W	3000	**23,9W**	**2100**	**18°**	**P523** 39
21W	3000	**23,9W**	**2100**	**24°**	**P524** 39
21W	3000	**23,9W**	**2247**	**42°**	**P525** 39
3000K - CRI 90 - DALI					
28W	2800	**30,9W**	**1960**	**18°**	**P526** 39
28W	2800	**30,9W**	**1960**	**24°**	**P527** 39
28W	2800	**30,9W**	**2097**	**42°**	**P528** 39

IP54
Complete with power supply



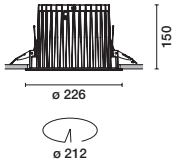

source | system

W	lm	W	lm	optic	code colour
Ø 212 - Frame version - Super Comfort - UGR<10					
LED					
4000K - CRI 80 - DALI					
39W	6050	**43,5W**	**4840**	**18°**	**P529** 39
39W	6050	**43,5W**	**4769**	**30°**	**P530** 39
39W	6050	**43,5W**	**4835**	**48°**	**P531** 39
3000K - CRI 90 - DALI					
48W	5950	**52,9W**	**4760**	**18°**	**M636** 39
48W	5950	**52,9W**	**4690**	**30°**	**P532** 39
48W	5950	**52,9W**	**4755**	**48°**	**P533** 39

IP54
Complete with power supply

Reflex
Wall Washer





ø 96





ø 125





ø 153





ø 212



Explore and interact with products in 3D.
thelightexperience.iguzzini.com

DALI IP20 IP43

- Flush-mount installation on false ceilings of thickness 12.5 mm for Minimal versions (without perimeter flap) or 1 to 25 mm for Frame versions (with flap) using torsion springs.
- Body and heat sink in die-cast aluminium.
- Reflector in metallic-finished thermoplastic material with scratch protection.
- Available with electronic wiring and DALI.
- The minimum installation space dimensions are listed in the online instruction catalogue.
- IP20
- IP43 on the visible body of the mount after installation.



Accessory frame for each false ceiling



Retention system



Springs with lock/unlock system

Optics

The innovative wall washer optic (patented) was designed to ensure uniform lighting of walls, from the highest to the lowest points, as well as avoiding shadow areas in zones near the ceiling.





WW

Correct installation

For installation criteria, refer to the instruction sheet.

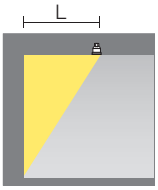

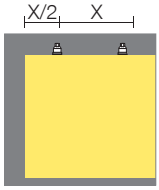


12
ALUMINIUM


39
WHITE/ALUMINIUM

iguzzini.com code finder / download design files / save and organize favorites

new
Available



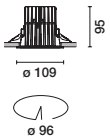

source		system			
W	lm	W	lm	optic	code colour
Ø 96 - Frame version					
LED					
4000K - CRI 80					
8,9W	1500	**11,2W**	**795**	**WW**	**N121** 39
3000K - CRI 80					
9,3W	1500	**11,6W**	**795**	**WW**	**N122** 39
4000K - CRI 80 - DALI					
8,9W	1500	**11,3W**	**795**	**WW**	**N123** 39
3000K - CRI 80 - DALI					
9,3W	1500	**11,8W**	**795**	**WW**	**N124** 39
3000K - CRI 90 - DALI					
12W	1500	**13,9W**	**795**	**WW**	**N125** 39
2700K - CRI 90 - DALI					
12W	1450	**13,9W**	**768**	**WW**	**Q978** 39

Complete with power supply



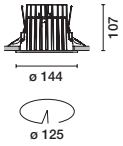

source		system			
W	lm	W	lm	optic	code colour
Ø 125 - Frame version					
LED					
4000K - CRI 80					
13W	2000	**14,9W**	**1240**	**WW**	**N126** 39
21W	3000	**23,7W**	**1859**	**WW**	**N244** 39
3000K - CRI 80					
13W	2000	**15,4W**	**1240**	**WW**	**N127** 39
21W	3000	**23,7W**	**1859**	**WW**	**N245** 39
4000K - CRI 80 - DALI					
13W	2000	**14,7W**	**1240**	**WW**	**N128** 39
21W	3000	**23,5W**	**1859**	**WW**	**N246** 39
3000K - CRI 80 - DALI					
13W	2000	**15,1W**	**1240**	**WW**	**N129** 39
22W	3000	**24,7W**	**1859**	**WW**	**N247** 39
3000K - CRI 90 - DALI					
17W	2000	**18,9W**	**1240**	**WW**	**N130** 39
29W	2800	**31,7W**	**1735**	**WW**	**N248** 39
2700K - CRI 90 - DALI					
17W	1900	**18,9W**	**1178**	**WW**	**Q979** 39
29W	2850	**31,7W**	**1766**	**WW**	**Q980** 39

Complete with power supply

new



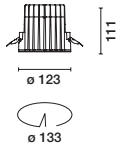

source		system			
W	lm	W	lm	optic	code colour
Ø 125 - Minimal version					
LED					
4000K - CRI 80					
13W	2000	**14,9W**	**1240**	**WW**	**QM86** 12
21W	3000	**23,7W**	**1859**	**WW**	**QM87** 12
3000K - CRI 80					
13W	2000	**15,4W**	**1240**	**WW**	**QM88** 12
21W	3000	**23,7W**	**1859**	**WW**	**QM89** 12
4000K - CRI 80 - DALI					
13W	2000	**14,7W**	**1240**	**WW**	**QM90** 12
21W	3000	**23,5W**	**1859**	**WW**	**QM91** 12
3000K - CRI 80 - DALI					
13W	2000	**15,1W**	**1240**	**WW**	**QM92** 12
22W	3000	**24,7W**	**1859**	**WW**	**QM93** 12
3000K - CRI 90 - DALI					
17W	2000	**18,9W**	**1240**	**WW**	**QM94** 12
29W	2800	**31,7W**	**1735**	**WW**	**QM95** 12
2700K - CRI 90 - DALI					
17W	1900	**18,9W**	**1178**	**WW**	**QM96** 12
29W	2850	**31,7W**	**1766**	**WW**	**QM97** 12

Complete with power supply
IP43
To install minimal products a PA55 flange is required



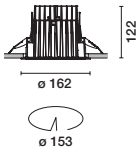

source		system			
W	lm	W	lm	optic	code colour
Ø 153 - Frame version					
LED					
4000K - CRI 80					
21W	3000	**23,7W**	**1650**	**WW**	**N131** 39
3000K - CRI 80					
21W	3000	**23,7W**	**1650**	**WW**	**N132** 39
4000K - CRI 80 - DALI					
21W	3000	**23,5W**	**1650**	**WW**	**N133** 39
3000K - CRI 80 - DALI					
22W	3000	**24,7W**	**1650**	**WW**	**N134** 39
3000K - CRI 90 - DALI					
28W	3000	**30,9W**	**1650**	**WW**	**N135** 39
2700K - CRI 90 - DALI					
28W	2900	**30,9W**	**1595**	**WW**	**Q983** 39

Complete with power supply

Reflex
Wall Washer



12
ALUMINIUM



39
WHITE/ALUMINIUM

iguzzini.com code finder / download design files / save and organize favorites

new
Available

new



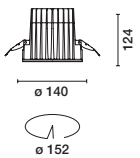

source W	source lm	system W	system lm	optic	code colour
Ø 153 - Minimal version					
LED					
4000K - CRI 80					
21W	3000	**23,7W**	**1650**	**WW**	**QM98** 12
3000K - CRI 80					
21W	3000	**23,7W**	**1650**	**WW**	**QM99** 12
4000K - CRI 80 - DALI					
21W	3000	**23,5W**	**1650**	**WW**	**QN00** 12
3000K - CRI 80 - DALI					
22W	3000	**24,7W**	**1650**	**WW**	**QN01** 12
3000K - CRI 90 - DALI					
28W	3000	**30,9W**	**1650**	**WW**	**QN02** 12
2700K - CRI 90 - DALI					
28W	2900	**30,9W**	**1595**	**WW**	**QN03** 12

Complete with power supply



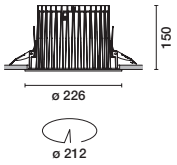

source W	source lm	system W	system lm	optic	code colour
Ø 212 - Frame version					
LED					
4000K - CRI 80					
32W	5050	**36,2W**	**3181**	**WW**	**MN01** 39
3000K - CRI 80					
33W	5050	**37,1W**	**3181**	**WW**	**MN02** 39
4000K - CRI 80 - DALI					
31W	5050	**34,4W**	**3181**	**WW**	**MN03** 39
3000K - CRI 80 - DALI					
33W	5100	**35,7W**	**3212**	**WW**	**MN04** 39
3000K - CRI 90 - DALI					
39W	5050	**43,4W**	**3181**	**WW**	**N136** 39

Complete with power supply

Mounting accessories	code	colour
 Minimal flange	**PA55**	01
	For recessed ø 125 mm version	
	PA57	01
	For recessed ø 153 mm version	

Car Dealer - Moscow, Russia
Lighting Project: TLD Planungsgruppe, SCHA TZ+LICHTDESIGN
Photo: Anastasia Hermann

Technical information may change alongside technological progress. Consult iguzzini.com for ongoing updates.


LOUNGE

Reflex
Adjustable





Explore and interact with products in 3D.
thelightexperience.iguzzini.com

DALI IP20 IP23

- Flush-mount installation on false ceilings of thickness 12.5 mm for Minimal versions (without perimeter flap) or 1 to 25 mm for Frame versions (with flap) using torsion springs.
- Body and heat sink in extruded aluminium.
- Reflectors in super-pure mirror-finish aluminium.
- +/- 30° orientation in the horizontal plane and 358° around the vertical axis.
- Mechanical aiming lock.
- Electronic wiring and DALI available.
- The minimum installation space dimensions are listed in the online instruction catalogue.
- IP20
- IP23 on the visible body of the mount after installation.


Accessory frame for each false ceiling

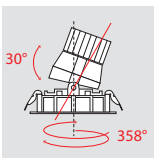

Dual adjustability

Optics



S
α
13°/14°

M
α 18°
19°/18°
20°/22°
24°-25°

F
α 30°/31°
32°/31°
32°/40°
35°


12
ALUMINIUM


39
WHITE/ALUMINIUM

new
Available



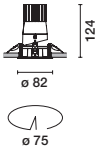

source		system			
W	lm	W	lm	optic	code colour
Ø 75 - Frame version					
LED					
4000K - CRI 80					
6,2W	1000	**9W**	**150**	**19° / 18°**	**N063** 39
6,2W	1000	**9W**	**240**	**30° / 31°**	**N064** 39
4000K - CRI 80 - DALI					
6,2W	1000	**8,6W**	**150**	**19° / 18°**	**N065** 39
6,2W	1000	**8,6W**	**240**	**30° / 31°**	**N066** 39
3000K - CRI 90 - DALI					
8,3W	1000	**10,5W**	**150**	**19° / 18°**	**N067** 39
8,3W	1000	**10,5W**	**240**	**30° / 31°**	**N068** 39
2700K - CRI 90 - DALI					
8,7W	1000	**11W**	**150**	**19° / 18°**	**N069** 39
8,7W	1000	**11W**	**240**	**30° / 31°**	**N070** 39

Complete with power supply

new



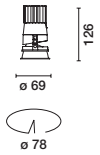

source		system			
W	lm	W	lm	optic	code colour
Ø 75 - Minimal version					
LED					
4000K - CRI 80					
6,2W	1000	**9W**	**150**	**19°**	**QN04** 12
6,2W	1000	**9W**	**240**	**31°**	**QN05** 12
4000K - CRI 80 - DALI					
6,2W	1000	**8,6W**	**150**	**19°**	**QN06** 12
6,2W	1000	**8,6W**	**240**	**31°**	**QN07** 12
3000K - CRI 90 - DALI					
8,3W	1000	**10,5W**	**150**	**19°**	**QN08** 12
8,3W	1000	**10,5W**	**240**	**31°**	**QN09** 12
2700K - CRI 90 - DALI					
8,7W	1000	**11W**	**150**	**19°**	**QN10** 12
8,7W	1000	**11W**	**240**	**31°**	**QN11** 12

Complete with power supply.
IP43.
To install minimal products a PA52 flange is required.



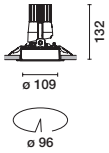

source		system			
W	lm	W	lm	optic	code colour
Ø 96 - Frame version					
LED					
4000K - CRI 80					
10W	1500	**12,7W**	**688**	**25°**	**N071** 39
10W	1500	**12,7W**	**599**	**35°**	**N072** 39
3000K - CRI 80					
11W	1500	**13,1W**	**688**	**25°**	**N073** 39
11W	1500	**13,1W**	**599**	**35°**	**N074** 39
4000K - CRI 80 - DALI					
10W	1500	**12,4W**	**688**	**25°**	**N075** 39
10W	1500	**12,4W**	**599**	**35°**	**N076** 39
3000K - CRI 80 - DALI					
11W	1500	**12,9W**	**688**	**25°**	**N077** 39
11W	1500	**12,9W**	**599**	**35°**	**N078** 39
3000K - CRI 90 - DALI					
14W	1500	**16,3W**	**688**	**25°**	**N079** 39
14W	1500	**16,3W**	**599**	**35°**	**N080** 39
2700K - CRI 90 - DALI					
14W	1450	**16,3W**	**665**	**25°**	**Q985** 39
14W	1450	**16,3W**	**579**	**35°**	**Q986** 39

Complete with power supply

new



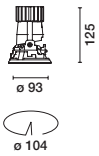

source		system			
W	lm	W	lm	optic	code colour
Ø 96 - Minimal version					
LED					
4000K - CRI 80					
10W	1500	**12,7W**	**688**	**25°**	**QN12** 12
10W	1500	**12,7W**	**599**	**35°**	**QN13** 12
3000K - CRI 80					
11W	1500	**13,1W**	**688**	**25°**	**QN14** 12
11W	1500	**13,1W**	**599**	**35°**	**QN15** 12
4000K - CRI 80 - DALI					
10W	1500	**12,4W**	**688**	**25°**	**QN16** 12
10W	1500	**12,4W**	**599**	**35°**	**QN17** 12
3000K - CRI 80 - DALI					
11W	1500	**12,9W**	**688**	**25°**	**QN18** 12
11W	1500	**12,9W**	**599**	**35°**	**QN19** 12
3000K - CRI 90 - DALI					
14W	1500	**16,3W**	**688**	**25°**	**QN20** 12
14W	1500	**16,3W**	**599**	**35°**	**QN21** 12
2700K - CRI 90 - DALI					
14W	1450	**16,3W**	**665**	**25°**	**QN22** 12
14W	1450	**16,3W**	**579**	**35°**	**QN23** 12

Complete with power supply.
IP43.
To install minimal products a PA54 flange is required.

Reflex
Adjustable


12
ALUMINIUM


39
WHITE/ALUMINIUM

iguzzini.com code finder / download design files / save and organize favorites

new
Available



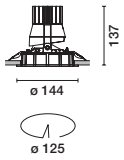

source W	source lm	system W	system lm	optic	code colour
Ø 125 - Frame version					
LED					
4000K - CRI 80					
13W	2000	15,4W	918	20° / 22°	**N081** 39
13W	2000	15,4W	879	32° / 40°	**N082** 39
3000K - CRI 80					
13W	2000	15,8W	918	20° / 22°	**N083** 39
13W	2000	15,8W	879	32° / 40°	**N084** 39
4000K - CRI 80 - DALI					
13W	2000	15,1W	918	20° / 22°	**N085** 39
13W	2000	15,1W	879	32° / 40°	**N086** 39
3000K - CRI 80 - DALI					
13W	2000	15,5W	918	20° / 22°	**N087** 39
13W	2000	15,5W	879	32° / 40°	**N088** 39
3000K - CRI 90 - DALI					
17W	2000	18,9W	918	20° / 22°	**N089** 39
17W	2000	18,9W	879	32° / 40°	**N090** 39
2700K - CRI 90 - DALI					
17W	1900	18,9W	872	20° / 22°	**Q989** 39
17W	1900	18,9W	835	32° / 40°	**Q990** 39

Complete with power supply

new



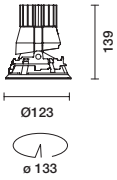

source W	source lm	system W	system lm	optic	code colour
Ø 125 - Minimal version					
LED					
4000K - CRI 80					
13W	2000	15,4W	918	22°	**QN24** 12
13W	2000	15,4W	879	40°	**QN25** 12
3000K - CRI 80					
13W	2000	15,8W	918	22°	**QN26** 12
13W	2000	15,8W	879	40°	**QN27** 12
4000K - CRI 80 - DALI					
13W	2000	15,1W	918	22°	**QN28** 12
13W	2000	15,1W	879	40°	**QN29** 12
3000K - CRI 80 - DALI					
13W	2000	15,5W	918	22°	**QN30** 12
13W	2000	15,5W	879	40°	**QN31** 12
3000K - CRI 90 - DALI					
17W	2000	18,9W	918	22°	**QN32** 12
17W	2000	18,9W	879	40°	**QN33** 12
2700K - CRI 90 - DALI					
17W	1900	18,9W	872	22°	**QN34** 12
17W	1900	18,9W	835	40°	**QN35** 12

Complete with power supply.
IP43.
To install minimal products a PA56 flange is required.

new



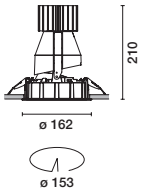

source W	source lm	system W	system lm	optic	code colour
Ø 153 - Frame version					
LED					
4000K - CRI 80					
21W	3000	23,7W	1764	24°	**N092** 39
21W	3000	23,7W	1827	13° / 14°	**N091** 39
3000K - CRI 80					
21W	3000	23,7W	1764	24°	**N094** 39
21W	3000	23,7W	1827	13° / 14°	**N093** 39
4000K - CRI 80 - DALI					
21W	3000	23,5W	1764	24°	**N096** 39
21W	3000	23,5W	1827	13° / 14°	**N095** 39
3000K - CRI 80 - DALI					
22W	3000	24,7W	1764	24°	**N098** 39
22W	3000	24,7W	1827	13° / 14°	**N097** 39
3000K - CRI 90 - DALI					
28W	3000	30,9W	1764	24°	**N100** 39
28W	3000	30,9W	1827	13° / 14°	**N099** 39
2700K - CRI 90 - DALI					
• 28W	2850	30,9W	1676	24°	**Q994** 39
• 28W	2850	30,9W	1735	13° / 14°	**Q993** 39

Complete with power supply

new



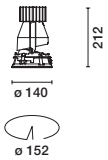

source W	source lm	system W	system lm	optic	code colour
Ø 153 - Minimal version					
LED					
4000K - CRI 80					
21W	3000	23,7W	1827	14°	**QN36** 12
21W	3000	23,7W	1764	24°	**QN37** 12
3000K - CRI 80					
21W	3000	23,7W	1827	14°	**QN38** 12
21W	3000	23,7W	1764	24°	**QN39** 12
4000K - CRI 80 - DALI					
21W	3000	23,5W	1827	14°	**QN40** 12
21W	3000	23,5W	1764	24°	**QN41** 12
3000K - CRI 80 - DALI					
22W	3000	24,7W	1827	14°	**QN42** 12
22W	3000	24,7W	1764	24°	**QN43** 12
3000K - CRI 90 - DALI					
28W	3000	30,9W	1827	14°	**QN44** 12
28W	3000	30,9W	1764	24°	**QN45** 12
2700K - CRI 90 - DALI					
28W	2850	30,9W	1735	14°	**QN46** 12
28W	2850	30,9W	1676	24°	**QN47** 12

Complete with power supply.
IP43.
To install minimal products a PA58 flange is required.



12
ALUMINIUM



39
WHITE/ALUMINIUM



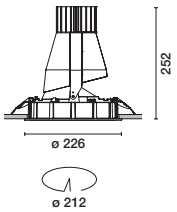

source W	lm	system W	lm	optic	code colour
Ø 212 - Frame version					
LED					
4000K - CRI 80					
32W	5050	**36,1W**	**3474**	**18°**	**N101** 39
32W	5050	**36,1W**	**3278**	**32° / 31°**	**N102** 39
3000K - CRI 80					
32W	5000	**37W**	**3440**	**18°**	**N103** 39
32W	5000	**37W**	**3246**	**32° / 31°**	**N104** 39
4000K - CRI 80 - DALI					
31W	5000	**34,3W**	**3440**	**18°**	**N105** 39
31W	5000	**34,3W**	**3246**	**32° / 31°**	**N106** 39
3000K - CRI 80 - DALI					
33W	5050	**35,6W**	**3474**	**18°**	**N107** 39
33W	5050	**35,6W**	**3278**	**32° / 31°**	**N108** 39
3000K - CRI 90 - DALI					
39W	5000	**43,3W**	**3440**	**18°**	**N109** 39
39W	5000	**43,3W**	**3246**	**32° / 31°**	**N110** 39

Complete with power supply

Mounting accessories	code	colour
 Minimal flange	**PA52**	01
	For recessed ø 75 mm version	
	PA54	01
	For recessed ø 96 mm version	
	PA56	01
	For recessed ø 125 mm version	
	PA58	01
	For recessed ø 153 mm version	

Easy





ø 96



ø 96
White reflector

ø 96
Wall Washer





ø 153



ø 153
White reflector

ø 153
UGR<19



ø 153
Wall Washer





ø 212



ø 212
White reflector



ø 212
UGR<19



ø 212
Wall Washer





01
WHITE



39
WHITE/ALUMINIUM

Explore and interact with products in 3D.
thelightexperience.iguzzini.com

NEW DALI PoE h IP20 IP44 IP54

- Flush-mount installation on false ceilings 1 to 25 mm using steel springs
- Models with perimeter flap (Frame)
- Painted die-cast aluminium dissipator
- High efficiency reflectors in metallic-finished thermoplastic material with scratch protection.
- General lighting versions also available with white reflector.
- UGR versions <19 - 3000 cd / m2
- Wall Washer Versions
- Wiring envisaged: On-Off - DALI - with inverter for Emergency lighting
- Models with POE technology available on request
- The minimum installation space dimensions are listed in the online instruction catalogue.
- IP20
- IP54 on the visible body of the mount after installation.



Anti-scratch reflector



IP54

Optics



GL



UGR<19



WW

Easy replacing
It is possible to replace downlights with a diameter of 212 mm with an Easy model having a diameter of 153 mm by inserting an accessory ring.

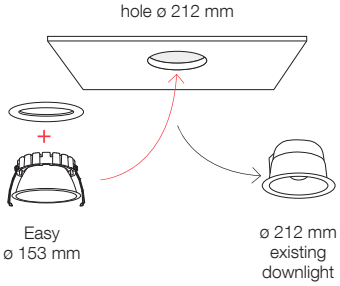

iguzzini.com code finder / download design files / save and organize favorites

new
Available

new



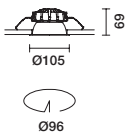

source W	source lm	system W	system lm	optic	code colour
Ø 96 - General light					
LED					
4000K - CRI 80 - DALI					
11W	1850	**13,2W**	**1517**	**GL**	**QF51** 01-39
3000K - CRI 80 - DALI					
11W	1800	**13,2W**	**1476**	**GL**	**QF52** 01-39
3000K - CRI 90 - DALI					
11W	1550	**13,2W**	**1271**	**GL**	**QF53** 01-39
4000K - CRI 80 - On/off					
11W	1850	**12,9W**	**1517**	**GL**	**QF49** 01-39
3000K - CRI 80 - On/off					
11W	1800	**12,9W**	**1476**	**GL**	**QF50** 01-39

Complete with power supply

new



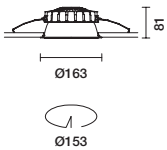

source W	source lm	system W	system lm	optic	code colour
Ø 153 - General light					
LED					
4000K - CRI 80 - DALI					
15W	2400	**17W**	**2040**	**GL**	**QF56** 01-39
22W	3300	**24,5W**	**2805**	**GL**	**QF61** 01-39
3000K - CRI 80 - DALI					
15W	2350	**17W**	**1998**	**GL**	**QF57** 01-39
22W	3200	**24,5W**	**2720**	**GL**	**QF62** 01-39
3000K - CRI 90 - DALI					
15W	2000	**17W**	**1700**	**GL**	**QF58** 01-39
22W	2750	**24,5W**	**2338**	**GL**	**QF63** 01-39
4000K - CRI 80 - On/off					
15W	2400	**16,8W**	**2040**	**GL**	**QF54** 01-39
22W	3300	**24,3W**	**2805**	**GL**	**QF59** 01-39
3000K - CRI 80 - On/off					
15W	2350	**16,8W**	**1998**	**GL**	**QF55** 01-39
22W	3200	**24,3W**	**2720**	**GL**	**QF60** 01-39

Complete with power supply

Ø 153 - General light - emergency light					
LED					
4000K - CRI 80 - DALI					
22W	3300	**28,6W**	**2805**	**GL**	**QF64** 01-39
3000K - CRI 80 - DALI					
22W	3200	**28,6W**	**2720**	**GL**	**QF65** 01-39
3000K - CRI 90 - DALI					
22W	2750	**28,6W**	**2338**	**GL**	**QF66** 01-39

Complete with power supply with inverter

Easy



01
WHITE



39
WHITE/ALUMINIUM

iguzzini.com code finder / download design files / save and organize favorites

new
Available



source W	lm	system W	lm	optic	code colour
Ø 212 - General light					
LED					
4000K - CRI 80 - DALI					
22W	3450	**25,3W**	**2967**	**GL**	**QF69** 01-39
32W	4950	**36,7W**	**4356**	**GL**	**QF74** 01-39
3000K - CRI 80 - DALI					
22W	3350	**25,3W**	**2881**	**GL**	**QF70** 01-39
32W	4850	**36,7W**	**4268**	**GL**	**QF75** 01-39
3000K - CRI 90 - DALI					
22W	2900	**25,3W**	**2494**	**GL**	**QF71** 01-39
32W	4150	**36,7W**	**3652**	**GL**	**QF76** 01-39
4000K - CRI 80 - On/off					
23W	3600	**26,3W**	**3096**	**GL**	**QF67** 01-39
32W	4950	**36,5W**	**4356**	**GL**	**QF72** 01-39
3000K - CRI 80 - On/off					
23W	3500	**26,3W**	**3010**	**GL**	**QF68** 01-39
32W	4850	**36,5W**	**4268**	**GL**	**QF73** 01-39

Complete with power supply



source W	lm	system W	lm	optic	code colour
Ø 212 - General light - emergency light					
LED					
4000K - CRI 80 - DALI					
32W	4950	**40,7W**	**4356**	**GL**	**QF77** 01-39
3000K - CRI 80 - DALI					
32W	4850	**40,7W**	**4268**	**GL**	**QF78** 01-39
3000K - CRI 90 - DALI					
32W	4150	**40,7W**	**3652**	**GL**	**QF79** 01-39

Complete with power supply with inverter



source W	lm	system W	lm	optic	code colour
Ø 153 - UGR<19					
LED					
4000K - CRI 80 - DALI					
15W	2500	**16,9W**	**2150**	**UGR**	**QF82** 39
21W	3450	**24,5W**	**2967**	**UGR**	**QF88** 39
4000K - CRI 90 - DALI					
15W	2150	**16,9W**	**1849**	**UGR**	**QF83** 39
21W	2950	**24,5W**	**2537**	**UGR**	**QF89** 39
3000K - CRI 80 - DALI					
15W	2450	**16,9W**	**2107**	**UGR**	**QF84** 39
21W	3400	**24,5W**	**2924**	**UGR**	**QF90** 39
3000K - CRI 90 - DALI					
15W	2100	**16,9W**	**1806**	**UGR**	**QF85** 39
21W	2900	**24,5W**	**2494**	**UGR**	**QF91** 39
4000K - CRI 80 - On/off					
15W	2500	**16,7W**	**2150**	**UGR**	**QF80** 39
21W	3450	**23,9W**	**2967**	**UGR**	**QF86** 39
3000K - CRI 80 - On/off					
15W	2450	**16,7W**	**2107**	**UGR**	**QF81** 39
21W	3400	**23,9W**	**2924**	**UGR**	**QF87** 39

Complete with power supply

source W	lm	system W	lm	optic	code colour
Ø 153 - UGR<19 - emergency light					
LED					
4000K - CRI 80 - DALI					
21W	3450	**29,4W**	**2967**	**UGR**	**QF92** 39
4000K - CRI 90 - DALI					
21W	2950	**29,4W**	**2537**	**UGR**	**QF93** 39
3000K - CRI 80 - DALI					
21W	3400	**29,4W**	**2924**	**UGR**	**QF94** 39
3000K - CRI 90 - DALI					
21W	2900	**29,4W**	**2494**	**UGR**	**QF95** 39

Complete with power supply with inverter



source W	lm	system W	lm	optic	code colour
Ø 212 - UGR<19					
LED					
4000K - CRI 80 - DALI					
22W	3450	**25,3W**	**2898**	**UGR**	**QF98** 39
32W	4950	**36,7W**	**4158**	**UGR**	**QG05** 39
4000K - CRI 90 - DALI					
22W	2900	**25,3W**	**2436**	**UGR**	**QF99** 39
32W	4200	**36,7W**	**3528**	**UGR**	**QG06** 39
3000K - CRI 80 - DALI					
22W	3350	**25,3W**	**2814**	**UGR**	**QG01** 39
32W	4800	**36,7W**	**4032**	**UGR**	**QG07** 39
3000K - CRI 90 - DALI					
22W	2900	**25,3W**	**2436**	**UGR**	**QG02** 39
32W	4100	**36,7W**	**3444**	**UGR**	**QG08** 39
4000K - CRI 80 - On/off					
23W	3600	**26,3W**	**3024**	**UGR**	**QF96** 39
32W	4950	**36,5W**	**4158**	**UGR**	**QG03** 39
3000K - CRI 80 - On/off					
23W	3500	**26,3W**	**2940**	**UGR**	**QF97** 39
32W	4800	**36,5W**	**4032**	**UGR**	**QG04** 39

Complete with power supply

source W	lm	system W	lm	optic	code colour
Ø 212 - UGR<19 - with inverter					
LED					
4000K - CRI 80 - DALI					
32W	4950	**40,7W**	**4158**	**UGR**	**QG09** 39
4000K - CRI 90 - DALI					
32W	4200	**40,7W**	**3528**	**UGR**	**QG10** 39
3000K - CRI 80 - DALI					
32W	4800	**40,7W**	**4032**	**UGR**	**QG11** 39
3000K - CRI 80 - DALI					
32W	4100	**40,7W**	**3444**	**UGR**	**QG12** 39

Complete with power supply



01
WHITE



39
WHITE/ALUMINIUM

iguzzini.com code finder / download design files / save and organize favorites

new
Available from June

new







source		system			
W	lm	W	lm	optic	code colour
Ø 96 - Wall washer					
LED					
4000K - CRI 80 - DALI					
11W	1850	**12,9W**	**1369**	**WW**	**QG19** 39
3000K - CRI 80 - DALI					
11W	1800	**12,9W**	**1332**	**WW**	**QG20** 39
3000K - CRI 90 - DALI					
11W	1550	**12,9W**	**1147**	**WW**	**QG21** 39
4000K - CRI 80 - On/off					
11W	1850	**11,4W**	**1369**	**WW**	**QG17** 39
3000K - CRI 80 - On/off					
11W	1800	**11,4W**	**1332**	**WW**	**QG18** 39

Complete with power supply

new



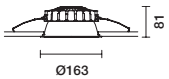



source		system			
W	lm	W	lm	optic	code colour
Ø 153 - Wall washer					
LED					
4000K - CRI 80 - DALI					
15W	2400	**16,7W**	**1968**	**WW**	**QG24** 39
22W	3300	**24,4W**	**2706**	**WW**	**QG29** 39
3000K - CRI 80 - DALI					
15W	2350	**16,7W**	**1927**	**WW**	**QG25** 39
22W	3200	**24,4W**	**2624**	**WW**	**QG30** 39
3000K - CRI 90 - DALI					
15W	2000	**16,7W**	**1640**	**WW**	**QG26** 39
22W	2750	**24,4W**	**2255**	**WW**	**QG31** 39
4000K - CRI 80 - On/off					
15W	2400	**17,3W**	**1968**	**WW**	**QG22** 39
22W	3300	**24,5W**	**2706**	**WW**	**QG27** 39
3000K - CRI 80 - On/off					
15W	2350	**17,3W**	**1927**	**WW**	**QG23** 39
22W	3200	**24,5W**	**2624**	**WW**	**QG28** 39

Complete with power supply

new



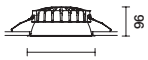



source		system			
W	lm	W	lm	optic	code colour
Ø 212 - Wall washer					
LED					
4000K - CRI 80 - DALI					
22W	3450	**25,3W**	**2967**	**WW**	**QG34** 39
32W	4950	**35,1W**	**4307**	**WW**	**QG39** 39
3000K - CRI 80 - DALI					
22W	3350	**25,3W**	**2881**	**WW**	**QG35** 39
32W	4850	**35,1W**	**4220**	**WW**	**QG40** 39
3000K - CRI 90 - DALI					
22W	2900	**25,3W**	**2494**	**WW**	**QG36** 39
32W	4150	**35,1W**	**3611**	**WW**	**QG41** 39
4000K - CRI 80 - On/off					
23W	3600	**26,6W**	**3096**	**WW**	**QG32** 39
32W	4950	**35,9W**	**4307**	**WW**	**QG37** 39
3000K - CRI 80 - On/off					
23W	3500	**26,6W**	**3010**	**WW**	**QG33** 39
32W	4850	**35,9W**	**4220**	**WW**	**QG38** 39

Complete with power supply

Mounting accessories	code	colour
Adapter for ø 212 mm holes	**PA09** for ø 153 mm	01

Pixel Pro

Awards
IF Design Awards 2013
Red Dot Design Award 2013

design Iosa Ghini





ø 110



ø 137



ø 205







Explore and interact with products in 3D.
thelightexperience.iguzzini.com

DALI | Opti Beam | IP23

- Flush-mount installation on false ceiling with 1 to 30 mm thickness without requiring tools.
- Made with recyclable materials: aluminium and steel.
- High visual comfort.
- Internal 30° and external 75° orientation; 355° rotation around the vertical axis.
- Monochromatic white light LED versions with warm and neutral shades; passive dissipation with lamellar radiator.
- The minimum installation space dimensions are listed in the online instruction catalogue.
- IP20
- IP23 on the visible body of the mount after installation.



Internal adjustability 45°



External adjustability 75°

Optics



S
α 8°



M
α 18°-
22°-28°



F
α 36°



WF
α 42°
48°-54°



E*



WW

* Elliptical and Wall Washer optics are obtained by installing the specific accessory.




39
WHITE/ALUMINIUM

78
GREY/ALUMINIUM

Accessories
The accessories allow the features of the lighting produced by the single luminaire to be altered, for highly professional lighting effects. The combination of filters allows the chromatic characteristics of the source to be modified in order to enhance illuminated objects or settings.

Refractor for elliptical distribution



Glass for wall washer effect



UV filter



Coloured filters



iguzzini.com code finder / download design files / save and organize favorites



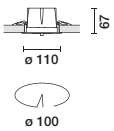

source W	lm	system W	lm	optic	code colour
ø 100					
LED					
4000K - CRI 80					
9,6W	1000	**13,2W**	**830**	**8°**	**MD77** 39
9,6W	1000	**13,2W**	**810**	**28°**	**MD78** 39
3000K - CRI 80					
11W	1000	**13,8W**	**830**	**8°**	**MD79** 39
11W	1000	**13,8W**	**810**	**28°**	**MD80** 39
4000K - CRI 80 - DALI					
9,6W	1000	**13,2W**	**830**	**8°**	**MN58** 39
9,6W	1000	**13,2W**	**810**	**28°**	**MN59** 39
3000K - CRI 80 - DALI					
11W	1000	**13,8W**	**830**	**8°**	**MN60** 39
11W	1000	**13,8W**	**810**	**28°**	**MN61** 39
3000K - CRI 90 - DALI					
11W	810	**13,8W**	**672**	**8°**	**MN62** 39
11W	810	**13,8W**	**656**	**28°**	**MN63** 39

Complete with power supply



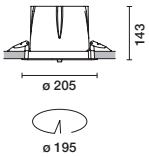

source W	lm	system W	lm	optic	code colour
ø 195					
LED					
4000K - CRI 80					
31W	5000	**35,8W**	**4042**	**18°**	**ME27** 39
31W	5000	**35,8W**	**4096**	**36°**	**ME28** 39
31W	5000	**35,8W**	**3948**	**48°**	**ME29** 39
3000K - CRI 80					
32W	5000	**36,8W**	**4042**	**18°**	**ME30** 39
32W	5000	**36,8W**	**4096**	**36°**	**ME31** 39
32W	5000	**36,8W**	**3948**	**48°**	**ME32** 39
4000K - CRI 80 - DALI					
31W	5000	**34,2W**	**4042**	**18°**	**MP07** 39
31W	5000	**34,2W**	**4096**	**36°**	**MP08** 39
31W	5000	**34,2W**	**3948**	**48°**	**MP09** 39
3000K - CRI 80 - DALI					
32W	5000	**35,2W**	**4042**	**18°**	**MP10** 39
32W	5000	**35,2W**	**4096**	**36°**	**MP11** 39
32W	5000	**35,2W**	**3948**	**48°**	**MP12** 39
3000K - CRI 90 - DALI					
39W	5000	**48,6W**	**4042**	**18°**	**MP13** 39
39W	5000	**48,6W**	**4096**	**36°**	**MP14** 39
39W	5000	**48,6W**	**3948**	**48°**	**MP15** 39

Complete with power supply

Pixel Pro


39
WHITE/ALUMINIUM


78
GREY/ALUMINIUM

iguzzini.com code finder / download design files / save and organize favorites



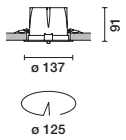

source W	source lm	system W	system lm	optic	code colour
ø 125					
LED					
4000K - CRI 80					
12W	2000	**15,4W**	**1540**	**18°**	**MM31** 39
21W	3000	**24,7W**	**2310**	**18°**	**Q179** 39
12W	2000	**15,4W**	**1580**	**22°**	**MD91** 39
21W	3000	**24,7W**	**2370**	**22°**	**Q180** 39
12W	2000	**15,4W**	**1578**	**42°**	**MD92** 39
21W	3000	**24,7W**	**2367**	**42°**	**Q181** 39
12W	2000	**15,4W**	**1559**	**54°**	**MD93** 39
21W	3000	**24,7W**	**2338**	**54°**	**Q182** 39
3000K - CRI 80					
13W	2000	**15,9W**	**1540**	**18°**	**MM32** 39
22W	3000	**25,5W**	**2310**	**18°**	**Q183** 39
13W	2000	**15,9W**	**1580**	**22°**	**MD94** 39
22W	3000	**25,5W**	**2370**	**22°**	**Q184** 39
13W	2000	**15,9W**	**1578**	**42°**	**MD95** 39
22W	3000	**25,5W**	**2367**	**42°**	**Q185** 39
13W	2000	**15,9W**	**1559**	**54°**	**MD96** 39
22W	3000	**25,5W**	**2338**	**54°**	**Q186** 39
4000K - CRI 80 - DALI					
12W	2000	**15,1W**	**1540**	**18°**	**MN70** 39
21W	3000	**23,8W**	**2310**	**18°**	**Q187** 39
12W	2000	**15,1W**	**1580**	**22°**	**MN71** 39
21W	3000	**23,8W**	**2370**	**22°**	**Q188** 39
12W	2000	**15,1W**	**1578**	**42°**	**MN72** 39
21W	3000	**23,8W**	**2367**	**42°**	**Q189** 39
12W	2000	**15,1W**	**1559**	**54°**	**MN73** 39
21W	3000	**23,8W**	**2338**	**54°**	**Q190** 39

Complete with power supply



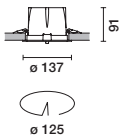

source W	source lm	system W	system lm	optic	code colour
ø 125					
LED					
3000K - CRI 80 - DALI					
13W	2000	**15,5W**	**1540**	**18°**	**MN74** 39
22W	3000	**24,6W**	**2310**	**18°**	**Q191** 39
13W	2000	**15,5W**	**1580**	**22°**	**MN75** 39
22W	3000	**24,6W**	**2370**	**22°**	**Q192** 39
13W	2000	**15,5W**	**1578**	**42°**	**MN76** 39
22W	3000	**24,6W**	**2367**	**42°**	**Q193** 39
13W	2000	**15,5W**	**1559**	**54°**	**MN77** 39
22W	3000	**24,6W**	**2338**	**54°**	**Q194** 39
3000K - CRI 90 - DALI					
16W	2000	**18,3W**	**1540**	**18°**	**MN78** 39
21W	2500	**23,8W**	**1925**	**18°**	**Q195** 39
16W	2000	**18,3W**	**1580**	**22°**	**MN79** 39
21W	2500	**23,8W**	**1975**	**22°**	**Q196** 39
16W	2000	**18,3W**	**1578**	**42°**	**MN80** 39
21W	2500	**23,8W**	**1973**	**42°**	**Q197** 39
16W	2000	**18,3W**	**1559**	**54°**	**MN81** 39
21W	2500	**23,8W**	**1948**	**54°**	**Q198** 39

Complete with power supply

Optical accessories	ø125 code	ø125 colour	ø195 code	ø195 colour
UV filter	**4497**	24	**MX61**	24
Refractor for elliptical distribution	**1191**	24	**9539**	24
Coloured filters	**4491** **4491** **4491**	05-06-09 24 65	**---**	---
Wall washer effect glass	**MXG6**	65	**MX60**	65-B7

The Hawkhead Center - Paisley, Scotland, United Kingdom
Architectural Project: Page\Park
Lighting project: Atelier Tenn
Engineering: Jacobs
Landscape Architecture: Ian White Associates
Photo: Keith Hunter

Technical information may change alongside technological progress. Consult iguzzini.com for ongoing updates.

pinterest.com/iguzzini



Pixel Plus

Awards
IF Design Awards 2002





ø 137



ø 205





Explore and interact with products in 3D.
thelightexperience.iguzzini.com

DALI | Opti Beam | IP23

- Flush-mount installation on false ceilings with 1 to 25 mm thickness.
- Body in die-cast aluminium and thermoplastic material.
- Dual adjustability: internal (40°) and external (65°) with respect to horizontal plane with continuous friction; 355° rotation around vertical axis.
- Versions with reflector ensuring high lighting efficiency.
- LED versions ensuring high chromatic yield index >90.
- The minimum installation space dimensions are listed in the online instruction catalogue.
- IP20
- IP23 on the visible body of the mount after installation.

Optics



M
α 18°

F
α 36°

WF
α 42°
48°-54°

E*

WW*

* Elliptical and Wall Washer optics are obtained by installing the specific accessory.

iguzzini.com code finder / download design files / save and organize favorites



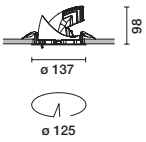

source W	source lm	system W	system lm	optic	code colour
ø 125					
LED					
4000K - CRI 80					
12W	2000	**15,4W**	**1540**	**18°**	**N375** 01
21W	3000	**24,4W**	**2310**	**18°**	**Q232** 01
12W	2000	**15,4W**	**1578**	**42°**	**N376** 01
21W	3000	**24,4W**	**2367**	**42°**	**Q233** 01
12W	2000	**15,4W**	**1559**	**54°**	**N377** 01
21W	3000	**24,4W**	**2338**	**54°**	**Q234** 01
3000K - CRI 80					
13W	2000	**15,8W**	**1540**	**18°**	**MU39** 01
21W	3000	**25,2W**	**2310**	**18°**	**Q235** 01
13W	2000	**15,8W**	**1578**	**42°**	**MU40** 01
21W	3000	**25,2W**	**2367**	**42°**	**Q236** 01
13W	2000	**15,8W**	**1559**	**54°**	**MU41** 01
21W	3000	**25,2W**	**2338**	**54°**	**Q237** 01
3000K - CRI 90					
15W	2000	**18,8W**	**1540**	**18°**	**MU42** 01
24W	2800	**28,3W**	**2156**	**18°**	**Q238** 01
15W	2000	**18,8W**	**1578**	**42°**	**MU43** 01
24W	2800	**28,3W**	**2210**	**42°**	**Q239** 01
15W	2000	**18,8W**	**1559**	**54°**	**MU44** 01
24W	2800	**28,3W**	**2182**	**54°**	**Q240** 01
4000K - CRI 80 - DALI					
12W	2000	**15,3W**	**1540**	**18°**	**N378** 01
21W	3000	**24,1W**	**2310**	**18°**	**Q241** 01
12W	2000	**15,3W**	**1578**	**42°**	**N379** 01
21W	3000	**24,1W**	**2367**	**42°**	**Q242** 01
12W	2000	**15,3W**	**1559**	**54°**	**N380** 01
21W	3000	**24,1W**	**2338**	**54°**	**Q243** 01
3000K - CRI 80 - DALI					
13W	2000	**15,7W**	**1540**	**18°**	**MU45** 01
21W	3000	**24,9W**	**2310**	**18°**	**Q244** 01
13W	2000	**15,7W**	**1578**	**42°**	**MU46** 01
21W	3000	**24,9W**	**2367**	**42°**	**Q245** 01
13W	2000	**15,7W**	**1559**	**54°**	**MU47** 01
21W	3000	**24,9W**	**2338**	**54°**	**Q246** 01
3000K - CRI 90 - DALI					
15W	2000	**18,6W**	**1540**	**18°**	**MU48** 01
24W	2800	**28W**	**2156**	**18°**	**Q247** 01
15W	2000	**18,6W**	**1578**	**42°**	**MU49** 01
24W	2800	**28W**	**2210**	**42°**	**Q248** 01
15W	2000	**18,6W**	**1559**	**54°**	**MU50** 01
24W	2800	**28W**	**2182**	**54°**	**Q249** 01

Complete with power supply



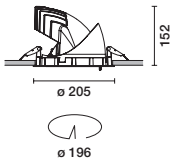

source W	source lm	system W	system lm	optic	code colour
ø 196					
LED					
4000K - CRI 80					
31W	5000	**35,8W**	**4042**	**18°**	**N387** 01
31W	5000	**35,8W**	**4096**	**36°**	**N388** 01
31W	5000	**35,8W**	**3946**	**48°**	**N389** 01
3000K - CRI 80					
32W	5000	**36,8W**	**4042**	**18°**	**MU63** 01
32W	5000	**36,8W**	**4096**	**36°**	**MU64** 01
32W	5000	**36,8W**	**3946**	**48°**	**MU65** 01
3000K - CRI 90					
39W	5000	**42,9W**	**4042**	**18°**	**MU66** 01
39W	5000	**42,9W**	**4096**	**36°**	**MU67** 01
39W	5000	**42,9W**	**3946**	**48°**	**MU68** 01
4000K - CRI 80 - DALI					
31W	5000	**39W**	**4042**	**18°**	**N390** 01
31W	5000	**39W**	**4096**	**36°**	**N391** 01
31W	5000	**39W**	**3946**	**48°**	**N392** 01
3000K - CRI 80 - DALI					
32W	5000	**40,3W**	**4042**	**18°**	**MU69** 01
32W	5000	**40,3W**	**4096**	**36°**	**MU70** 01
32W	5000	**40,3W**	**3946**	**48°**	**MU71** 01
3000K - CRI 90 - DALI					
39W	5000	**48,6W**	**4042**	**18°**	**MU72** 01
39W	5000	**48,6W**	**4096**	**36°**	**MU73** 01
39W	5000	**48,6W**	**3946**	**48°**	**MU74** 01

Complete with power supply

ø125 ø195

Optical accessories	code	colour	code	colour
Refractor for elliptical distribution	**1191**	24	**9539**	24

ø125 ø195

Optical accessories	code	colour	code	colour
Wall washer effect glass	**MXG6**	65	**MX60**	65-B7

Laser

Laser Fixed
Frame / Minimal

page 192





Laser Fixed
Frame / Minimal

page 192







S
α 14°

M
α 22°-24°

F
α 26°
28°-30°

WF
α 40°-42°
44°-46°-53°
56°-58°



M
α 22°-24°

F
α 28°

WF
α 40°-42°

	Comfort	Super Comfort	Super Comfort
ø ⧄ 75			
ø ⧄ 59			
ø 25			
ø 17			

Laser Adjustable
Frame / Minimal
page 200





Laser Wall Washer
Frame / Minimal
page 206





Laser Wall Washer
Frame / Minimal
page 206







M
α 16°-24°-20



F
α 26°-28°



WF
α 42°-46°



WW



WW

Comfort



Super Comfort









Awards
IF Design Awards 2016





ø 17
Super Comfort



ø 25
Super Comfort



ø 59
Super Comfort



ø 75
Super Comfort



ø 59
Comfort



ø 75
Comfort



⧄59
Super Comfort



⧄75
Super Comfort

Explore and interact with products in 3D.
thelightexperience.iguzzini.com

Opti Beam | 1800 K 2700 K | Opti Beam | High CRI | IP44 | IP65 | 03 | F

- Flush-mount installation on false ceilings of thickness 12.5 to 25 mm for Minimal versions (without perimeter flap) or 1 to 25 mm for Frame versions (with flap) using steel wire springs.
- Frame and heat sink in die-cast aluminium.
- Reflector in metallic-finish thermoplastic material with scratch protection for excellent lighting efficiency and visual comfort.
- Controlled luminance emissions, UGR<13 comfort and UGR<10 super comfort versions.
- Available with on-off wiring and dimmable versions.
- The minimum installation space dimensions are listed in the online instruction catalogue.
- IP20
- IP44 on the visible body of the mount after installation.


Compact dimensions


IP65 version

Optics


S
α 14


M
α 22°-24°


F
α 26°-28° 30°


WF
α 40°-42°-46°-44°-53°-56°-58°

Accessories

The accessories allow the features of the lighting produced by the single luminaire to be altered, for highly professional lighting effects. The combination of filters allows the chromatic characteristics of the source to be modified in order to enhance illuminated objects or settings.

Refractor for elliptical distribution



diffuser glass



Honeycomb louvre



Coloured filters



Decorative rings



Decorative cylinders



Visual comfort UGR<13

Light must be agreeable and never aggressive. The new Laser optics achieve UGR<13, a much lower value than the limits recommended by the standards to avoid glare.

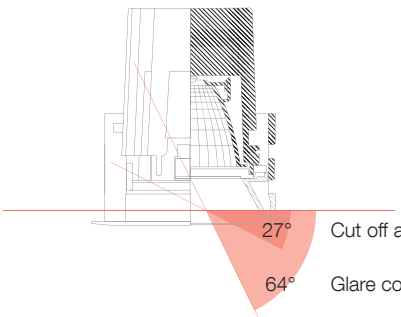

Warm dimming

Halogen functionality with LED technology. When luminous intensity drops to 5%, colour temperature warms up slowly from 2700K to 1800K using only one control channel.



Laser
Fixed

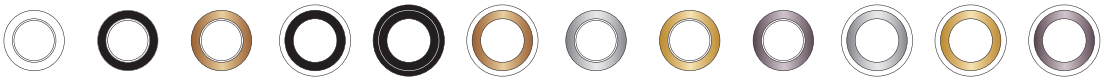

01	04	E8	47	43	E9	10	14	E6	E4	41	E7
WHITE	BLACK	SATIN-FINISHED GOLD	WHITE/ BLACK	BLACK/ BLACK	WHITE/ SATIN GOLD	CHROME-FINISHED METAL*	GOLD*	BURNISHED CHROME	WHITE/ CHROME*	WHITE/ GOLD*	WHITE/ BURNISHED CHROME*

iguzzini.com code finder / download design files / save and organize favorites

* available on request



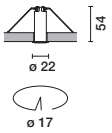

source		system			
W	lm	W	lm	optic	code colour
Frame version - ø17 - Super Comfort					
LED					
4000K - CRI 80					
1,4W	180	**1,4W**	**103**	**14°**	**P303** 01-43-47 E9
2700K - CRI 90					
1,4W	130	**1,4W**	**74**	**14°**	**P304** 01-43-47 E9

Power supply to be ordered separately



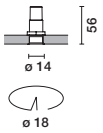

source		system			
W	lm	W	lm	optic	code colour
Minimal version - ø17 - Super Comfort					
LED					
4000K - CRI 80					
1,4W	180	**1,4W**	**103**	**14°**	**P305** 01-04 E8
2700K - CRI 90					
1,4W	130	**1,4W**	**74**	**14°**	**P306** 01-04 E8

Power supply to be ordered separately



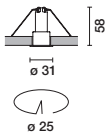

source		system			
W	lm	W	lm	optic	code colour
Frame version - ø25 - Super Comfort					
LED					
4000K - CRI 80					
2W	240	**2W**	**154**	**14°**	**P307** 01-43-47 E9
2W	240	**2W**	**161**	**24°**	**P308** 01-43-47
2700K - CRI 90					
2W	170	**2W**	**109**	**14°**	**P309** 01-43-47 E9
2W	170	**2W**	**114**	**24°**	**P310** 01-43-47

Power supply to be ordered separately



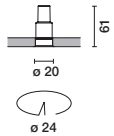

source		system			
W	lm	W	lm	optic	code colour
Minimal version - ø25 - Super Comfort					
LED					
4000K - CRI 80					
2W	240	**2W**	**154**	**14°**	**P311** 01-04 E8
2W	240	**2W**	**161**	**24°**	**P312** 01-04
2700K - CRI 90					
2W	170	**2W**	**109**	**14°**	**P313** 01-04 E8
2W	170	**2W**	**114**	**24°**	**P314** 01-04

Power supply to be ordered separately



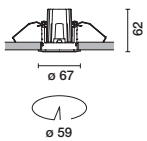

source		system			
W	lm	W	lm	optic	code colour
Frame version - ø59 - Comfort					
LED					
3000K - CRI 90					
7,5W	750	**7,5W**	**593**	**22°**	**P317** 01-43-47 E9
7,5W	750	**7,5W**	**578**	**40°**	**P318** 01-43-47 E9
2700K - CRI 90					
7,5W	710	**7,5W**	**561**	**22°**	**P315** 01-43-47 E9
7,5W	710	**7,5W**	**547**	**40°**	**P316** 01-43-47 E9

Power supply to be ordered separately

For Warm dimming versions, use the power supply unit code MY19 to be ordered separately.



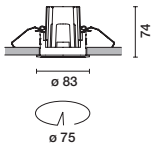

source		system			
W	lm	W	lm	optic	code colour
Frame version - ø75 - Comfort					
LED					
3000K - CRI 90					
10W	1200	**10W**	**946**	**26°**	**P344** 01-43-47 E9
10W	1200	**10W**	**971**	**46°**	**P345** 01-43-47 E9
10W	1200	**10W**	**972**	**56°**	**Q807** 01-43-47 E9
2700K - CRI 90					
10W	1150	**10W**	**907**	**26°**	**P341** 01-43-47 E9
10W	1150	**10W**	**930**	**46°**	**P342** 01-43-47 E9
10W	1150	**10W**	**930**	**46°**	**P343** 01-43-47 E9
10W	1150	**10W**	**932**	**56°**	**Q806** 01-43-47 E9
Warm Dimming - CRI 90					
10W	650	**10W**	**546**	**30°**	**P346** 01-43-47 E9
10W	650	**10W**	**566**	**44°**	**P347** 01-43-47 E9
10W	640	**10W**	**550**	**58°**	**Q808** 01-43-47 E9

P343: IP65
Power supply to be ordered separately.
The power supply with code MY19 must be ordered separately for Warm dimming versions.

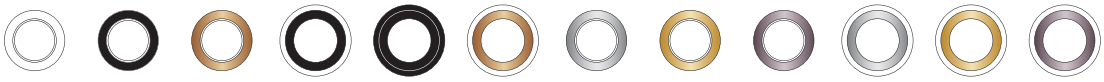

01 WHITE | 04 BLACK | E8 SATIN-FINISHED GOLD | 47 WHITE/BLACK | 43 BLACK/BLACK | E9 WHITE/SATIN GOLD | 10 CHROME-FINISHED METAL* | 14 GOLD* | E6 BURNISHED CHROME | E4 WHITE/CHROME* | 41 WHITE/GOLD* | E7 WHITE/BURNISHED CHROME*

iguzzini.com code finder / download design files / save and organize favorites

* available on request



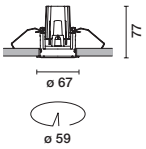

source W	lm	system W	lm	optic	code colour
Frame version - ø59 - Super Comfort					
LED					
3000K - CRI 90					
7,5W	750	**7,5W**	**578**	**24°**	**P321** 01-43-47 E9
7,5W	750	**7,5W**	**570**	**40°**	**P322** 01-43-47 E9
2700K - CRI 90					
7,5W	710	**7,5W**	**547**	**24°**	**P319** 01-43-47 E9
7,5W	710	**7,5W**	**540**	**40°**	**P320** 01-43-47 E9

Power supply to be ordered separately



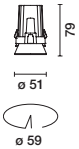

source W	lm	system W	lm	optic	code colour
Minimal version - ø59 - Super Comfort					
LED					
3000K - CRI 90					
7,5W	750	**7,5W**	**524**	**24°**	**QA48** 01-04 E8
7,5W	750	**7,5W**	**524**	**40°**	**QA49** 01-04 E8
2700K - CRI 90					
7,5W	710	**7,5W**	**496**	**24°**	**QA46** 01-04 E8
7,5W	710	**7,5W**	**496**	**40°**	**QA47** 01-04 E8

Power supply to be ordered separately
To install minimal products a QA80 flange is required



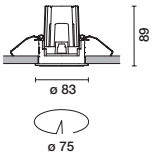

source W	lm	system W	lm	optic	code colour
Frame version - ø75 - Super Comfort					
LED					
3000K - CRI 90					
10W	1200	**10W**	**910**	**26°**	**P350** 01-43-47 E9
10W	1200	**10W**	**947**	**44°**	**P351** 01-43-47 E9
10W	1200	**10W**	**960**	**56°**	**Q810** 01-43-47 E9
2700K - CRI 90					
10W	1150	**10W**	**873**	**26°**	**P348** 01-43-47 E9
10W	1150	**10W**	**907**	**44°**	**P349** 01-43-47 E9
10W	1150	**10W**	**920**	**56°**	**Q809** 01-43-47 E9
Warm Dimming - CRI 90					
10W	650	**10W**	**540**	**28°**	**P352** 01-43-47 E9
10W	650	**10W**	**540**	**46°**	**P353** 01-43-47 E9
10W	640	**10W**	**538**	**53° / 56°**	**Q811** 01-43-47 E9

Warm dimming: 1800K÷2700K.
Power supply to be ordered separately.
The power supply with code MY19 must be ordered separately for Warm dimming versions.



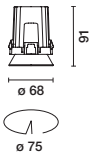

source W	lm	system W	lm	optic	code colour
Minimal version - ø75 - Super Comfort					
LED					
3000K - CRI 90					
10W	1200	**10W**	**910**	**26°**	**QA57** 01-04 E8
10W	1200	**10W**	**947**	**44°**	**QA58** 01-04 E8
10W	1200	**10W**	**960**	**56°**	**QA59** 01-04 E8
2700K - CRI 90					
10W	1150	**10W**	**873**	**26°**	**QA54** 01-04 E8
10W	1150	**10W**	**907**	**44°**	**QA55** 01-04 E8
10W	1150	**10W**	**920**	**56°**	**QA56** 01-04 E8
Warm Dimming - CRI 90					
10W	650	**10W**	**540**	**28°**	**QA60** 01-04 E8
10W	650	**10W**	**540**	**46°**	**QA61** 01-04 E8
10W	640	**10W**	**538**	**53° / 56°**	**QA62** 01-04 E8

Power supply to be ordered separately.
The power supply with code MY19 must be ordered separately for Warm dimming versions.
To install minimal products a QA82 flange is required.

Laser
Fixed

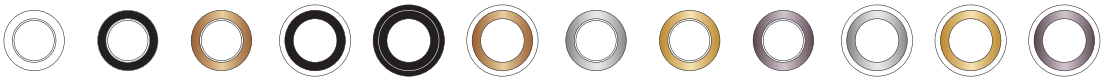

01	04	E8	47	43	E9	10	14	E6	E4	41	E7
WHITE	BLACK	SATIN-FINISHED GOLD	WHITE/ BLACK	BLACK/ BLACK	WHITE/ SATIN GOLD	CHROME-FINISHED METAL*	GOLD*	BURNISHED CHROME	WHITE/ CHROME*	WHITE/ GOLD*	WHITE/ BURNISHED CHROME*

iguzzini.com code finder / download design files / save and organize favorites

* available on request



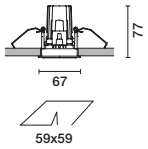

source		system			
W	lm	W	lm	optic	code colour
Frame version - 59x59 - Super Comfort					
LED					
3000K - CRI 90					
7,4W	750	**7,4W**	**435**	**24°**	**P335** 01-43-47 E9
7,4W	750	**7,4W**	**449**	**42°**	**P336** 01-43-47 E9
2700K - CRI 90					
7,4W	710	**7,4W**	**411**	**24°**	**P333** 01-43-47 E9
7,4W	710	**7,4W**	**425**	**42°**	**P334** 01-43-47 E9

Power supply to be ordered separately



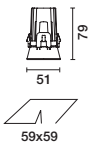

source		system			
W	lm	W	lm	optic	code colour
Minimal version - 59x59 - Super Comfort					
LED					
3000K - CRI 90					
7,4W	750	**7,4W**	**435**	**24°**	**QA52** 01-04 E8
7,4W	750	**7,4W**	**449**	**42°**	**QA53** 01-04 E8
2700K - CRI 90					
7,4W	710	**7,4W**	**412**	**24°**	**QA50** 01-04 E8
7,4W	710	**7,4W**	**425**	**42°**	**QA51** 01-04 E8

Power supply to be ordered separately
To install minimal products a QA81 flange is required



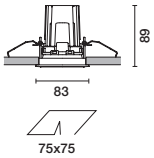

source		system			
W	lm	W	lm	optic	code colour
Frame version - 75x75 - Super Comfort					
LED					
3000K - CRI 90					
10W	1200	**10W**	**708**	**28°**	**P389** 01-43-47 E9
10W	1200	**10W**	**803**	**42°**	**P390** 01-43-47 E9
10W	1200	**10W**	**972**	**56°**	**Q816** 01-43-47 E9
2700K - CRI 90					
10W	1150	**10W**	**679**	**28°**	**P387** 01-43-47 E9
10W	1150	**10W**	**770**	**42°**	**P388** 01-43-47 E9
10W	1150	**10W**	**932**	**56°**	**Q815** 01-43-47 E9

Power supply to be ordered separately



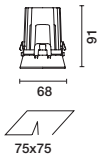

source		system			
W	lm	W	lm	optic	code colour
Minimal version - 75x75 - Super Comfort					
LED					
3000K - CRI 90					
10W	1200	**10W**	**708**	**28°**	**QA75** 01-04 E8
10W	1200	**10W**	**803**	**42°**	**QA76** 01-04 E8
10W	1200	**10W**	**972**	**56°**	**QA77** 01-04 E8
2700K - CRI 90					
10W	1150	**10W**	**679**	**28°**	**QA72** 01-04 E8
10W	1150	**10W**	**770**	**42°**	**QA73** 01-04 E8
10W	1150	**10W**	**932**	**56°**	**QA74** 01-04 E8

Power supply to be ordered separately
To install minimal products a QA83 flange is required

	ø17		ø25		ø59 59x59		ø75 75x75	
Optical accessories	**code**	**colour**	**code**	**colour**	**code**	**colour**	**code**	**colour**
Honeycomb louvre	---	---	---	---	**MY11**	04	**MY22**	04
diffuser glass	---	---	---	---	**MY12**	65	**MY23**	65
Refractor for elliptical distribution	---	---	---	---	**MY13**	24	---	---
medium	---	---	---	---	---	---	**MY24**	24
Coloured filters	---	---	---	---	**MY14**	05-06-16	**MY25**	05-06-16

Class III product performances are assured only when using the electronic power supplies and drivers indicated in the catalogue.

Technical information may change alongside technological progress. Consult iguzzini.com for ongoing updates.

Decorative accessories	ø17 code	ø17 colour	ø25 code	ø25 colour	ø59 code	ø59 colour	59x59 code	59x59 colour	ø75 code	ø75 colour	75x75 code	75x75 colour
 Decorative rings	---	---	---	---	**MY15**	05-06-16			**MY26**	05-06-16		
 Decorative cylinders	---	---	---	---	**MY17**	05-06-16-24			**MY28**	05-06-16-24		

Mounting accessories	ø17 code	ø17 colour	ø25 code	ø25 colour	ø59 code	ø59 colour	59x59 code	59x59 colour	ø75 code	ø75 colour	75x75 code	75x75 colour
 Minimal square flange	---	---	---	---	**QA81** For recessed 59x59 mm version	01			**QA83** For recessed 75x75 mm version	01		
 Minimal circular flange	---	---	---	---	**QA80** For recessed ø 59 mm version	01			**QA82** For recessed ø 75 mm version	01		
 Minimal circular fl ange	---	---	---	---	**PA21** For recessed ø 59 mm version	01			**PA22** For recessed ø 75 mm version	01		

Power supply	ø17 code	ø17 colour	ø25 code	ø25 colour	ø59 code	ø59 colour	59x59 code	59x59 colour	ø75 code	ø75 colour	75x75 code	75x75 colour
 Constant current power supply unit non dimmable IP20 15W												
VIN = 220-240VAC 50/60Hz Ø59	---	---	---	---	**MY10**	00			---	---		
VIN = 220-240VAC 50/60Hz Ø75	---	---	---	---	---	---			**MY37**	00		
 Constant current power supply unit non dimmable IP20 17W												
dim. 140x230x95h (6PG)	---	---	**MXF9**	00	---	---			---	---		
 Constant current power supply unit non dimmable IP20 20W												
VIN = 110-240VAC 50/60Hz Ø17	**MY03**	00	---	---	---	---			---	---		
 Constant current power supply unit 1-10V IP20 14.5W												
VIN = 110-240VAC 50/60Hz Ø59	---	---	---	---	**MY07**	00			---	---		
 Constant current power supply unit 1-10V IP20 16W												
VIN = 110-240VAC 50/60Hz Ø75	---	---	---	---	---	---			**MY18**	00		

For the number of products that can be connected, refer to the instruction sheet

Laser
Fixed

Power supply	ø17 code	ø17 colour	ø25 code	ø25 colour	ø59 / 59x59 code	ø59 / 59x59 colour	ø75 / 75x75 code	ø75 / 75x75 colour
 Constant current power supply unit 1-10V IP20 35W VIN = 110-240VAC 50/60Hz Ø17	**MY04**	00	---	---	---	---	---	---
 Constant current power supply unit 1-10V IP20 50W VIN = 110-240VAC 50/60Hz Ø25	---	---	**MY83**	00	---	---	---	---
 Constant current power supply unit DALI IP20 12W VIN = 110-240VAC 50/60Hz Ø59	---	---	---	---	**MY08**	00	---	---
 Constant current power supply unit DALI IP20 20W VIN = 110-240VAC 50/60Hz Ø75	---	---	---	---	---	---	**MY19**	00
 Constant current power supply unit DALI IP20 35W VIN = 110-240VAC 50/60Hz Ø17	**MY05**	00	---	---	---	---	---	---
 Constant current power supply DALI IP20 50W VIN = 220-240VAC 50/60Hz Iout = 350/700/1050mA dimensions: 125x80x22	---	---	**BZM4** for ø 30	00	---	---	---	---
 Constant current power supply unit IGBT + TRIAC IP20 10W VIN = 110-240VAC 50/60Hz Ø59	---	---	---	---	**MY09**	00	---	---
 Constant current power supply unit IGBT + TRIAC IP20 12W VIN = 110-240VAC 50/60Hz Ø75	---	---	---	---	---	---	**MY20**	00
 Constant current power supply unit IGBT + TRIAC IP20 14W VIN = 110-240VAC 50/60Hz Ø25	---	---	**MY84**	00	---	---	---	---
 Constant current power supply unit IGBT + TRIAC IP20 15W VIN = 110-240VAC 50/60Hz Ø17	**MY06**	00	---	---	---	---	---	---
Emergency kit	---	---	---	---	**MY36**	00	**MY21**	00

For the number of products that can be connected, refer to the instruction sheet

Villa Loiseau des Sens - Saulieu, France
Architectural project: Atelier Correia Architectes & Associés
Technical Office: BIC2E
Landscape designer: Mayot & Toussaint
Photo: Didier Boy De La Tour



Laser
Adjustable

Awards
IF Design Awards 2016





ø 59
Comfort





ø 75
Comfort





ø 75
Super Comfort



Explore and interact with products in 3D.
thelightexperience.iguzzini.com



- Flush-mount installation on false ceilings of thickness 12.5 to 25 mm for Minimal versions (without perimeter flap) or 1 to 25 mm for Frame versions (with flap) using steel wire springs.
- Frame and heat sink in die-cast aluminium.
- Reflector in metallic-finish thermoplastic material with scratch protection for excellent lighting efficiency and visual comfort.
- Controlled luminance emissions, UGR <13 comfort and UGR<10 super comfort versions.
- "Tilting" versions adjustable by +/- 30° on the horizontal plane and versions with dual orientation (+/- 30° horizontal plane and 358° around the vertical axis).
- Available with on-off wiring and dimmable versions.
- The minimum installation space dimensions are listed in the online instruction catalogue.
- IP20
- IP23 on the visible body of the mount after installation.



Antiglare screen

Optics



M
α 16°-24°

F
α 26°-28°

WF
α 42°-46°

E*

* Elliptical optics are obtained by installing the specific accessory.

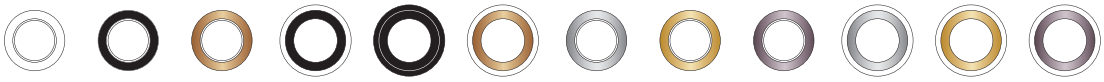

01 WHITE | 04 BLACK | E8 SATIN-FINISHED GOLD | 47 WHITE/BLACK | 43 BLACK/BLACK | E9 WHITE/SATIN GOLD | 10 CHROME-FINISHED METAL* | 14 GOLD* | E6 BURNISHED CHROME | E4 WHITE/CHROME* | 41 WHITE/GOLD* | E7 WHITE/BURNISHED CHROME*

* available on request

Accessories
The accessories allow the features of the lighting produced by the single luminaire to be altered, for highly professional lighting effects. The combination of filters allows the chromatic characteristics of the source to be modified in order to enhance illuminated objects or settings.

Refractor for elliptical distribution



diffuser glass



Honeycomb louvre



Coloured filters



Visual comfort UGR<13
Light must be agreeable and never aggressive. The new Laser optics achieve UGR<13, a much lower value than the limits recommended by the standards to avoid glare.

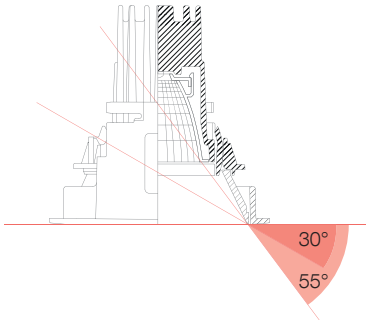

Cut off angle

Glare comfort cut off angle

Warm dimming
Halogen functionality with LED technology. When luminous intensity drops to 5%, colour temperature warms up slowly from 2700K to 1800K using only one control channel.



iguzzini.com code finder / download design files / save and organize favorites



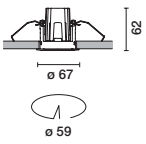

source W	source lm	system W	system lm	optic	code colour
Frame version - ø59 - Comfort - adjustable ±30°					
LED					
3000K - CRI 90					
7,5W	750	7,5W	524	16°	**P326** 01-43-47 E9
7,5W	750	7,5W	517	24°	**P327** 01-43-47 E9
7,5W	750	7,5W	524	42°	**P328** 01-43-47 E9
2700K - CRI 90					
7,5W	710	7,5W	496	16°	**P323** 01-43-47 E9
7,5W	710	7,5W	489	24°	**P324** 01-43-47 E9
7,5W	710	7,5W	497	42°	**P325** 01-43-47 E9

Finish 47 is supplied with anti-glare ring.
Power supply to be ordered separately



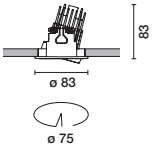

source W	source lm	system W	system lm	optic	code colour
Frame version - ø75 - Comfort - adjustable ±30°					
LED					
3000K - CRI 90					
10W	1200	10W	911	16°	**P357** 01-43-47 E9
10W	1200	10W	934	26°	**P358** 01-43-47 E9
10W	1200	10W	947	44°	**P359** 01-43-47 E9
2700K - CRI 90					
10W	1150	10W	873	16°	**P354** 01-43-47 E9
10W	1150	10W	896	26°	**P355** 01-43-47 E9
10W	1150	10W	907	44°	**P356** 01-43-47 E9
Warm Dimming - CRI 90					
10W	650	10W	507	20°	**P360** 01-43-47 E9
10W	650	10W	546	28°	**P361** 01-43-47 E9
10W	650	10W	552	46°	**P362** 01-43-47 E9

The power supply with code MY19 must be ordered separately for Warm dimming versions.
Finish 47 is supplied with anti-glare ring.
Power supply to be ordered separately.

Class III product performances are assured only when using the electronic power supplies and drivers indicated in the catalogue.

Technical information may change alongside technological progress. Consult iguzzini.com for ongoing updates.

Laser
Adjustable

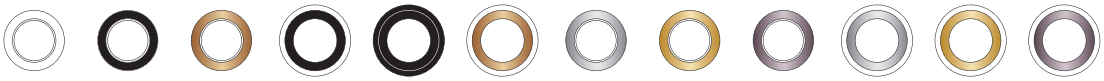

01	04	E8	47	43	E9	10	14	E6	E4	41	E7
WHITE	BLACK	SATIN-FINISHED GOLD	WHITE/ BLACK	BLACK/ BLACK	WHITE/ SATIN GOLD	CHROME-FINISHED METAL*	GOLD*	BURNISHED CHROME	WHITE/ CHROME*	WHITE/ GOLD*	WHITE/ BURNISHED CHROME*

iguzzini.com code finder / download design files / save and organize favorites

* available on request



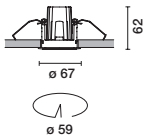

source W	source lm	system W	system lm	optic	code colour
Frame version - ø59 - Comfort - adjustable ±30°					
LED					
3000K - CRI 90					
7,5W	750	**7,5W**	**524**	**16°**	**P326** 01-43-47 E9
7,5W	750	**7,5W**	**517**	**24°**	**P327** 01-43-47 E9
7,5W	750	**7,5W**	**524**	**42°**	**P328** 01-43-47 E9
2700K - CRI 90					
7,5W	710	**7,5W**	**496**	**16°**	**P323** 01-43-47 E9
7,5W	710	**7,5W**	**489**	**24°**	**P324** 01-43-47 E9
7,5W	710	**7,5W**	**497**	**42°**	**P325** 01-43-47 E9

Finish 47 is supplied with anti-glare ring.
Power supply to be ordered separately



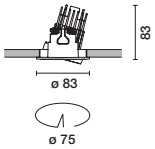

source W	source lm	system W	system lm	optic	code colour
Frame version - ø75 - Comfort - adjustable ±30°					
LED					
3000K - CRI 90					
10W	1200	**10W**	**911**	**16°**	**P357** 01-43-47 E9
10W	1200	**10W**	**934**	**26°**	**P358** 01-43-47 E9
10W	1200	**10W**	**947**	**44°**	**P359** 01-43-47 E9
2700K - CRI 90					
10W	1150	**10W**	**873**	**16°**	**P354** 01-43-47 E9
10W	1150	**10W**	**896**	**26°**	**P355** 01-43-47 E9
10W	1150	**10W**	**907**	**44°**	**P356** 01-43-47 E9
Warm Dimming - CRI 90					
10W	650	**10W**	**507**	**20°**	**P360** 01-43-47 E9
10W	650	**10W**	**546**	**28°**	**P361** 01-43-47 E9
10W	650	**10W**	**552**	**46°**	**P362** 01-43-47 E9

The power supply with code MY19 must be ordered separately for Warm dimming versions.
Finish 47 is supplied with anti-glare ring.
Power supply to be ordered separately.



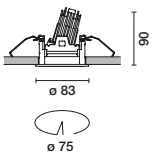

source W	source lm	system W	system lm	optic	code colour
Frame version - ø75 - Super Comfort - double adjust-ability					
LED					
3000K - CRI 90					
7,5W	750	**7,5W**	**480**	**16°**	**P366** 01-43-47 E9
7,5W	750	**7,5W**	**539**	**24°**	**P367** 01-43-47 E9
7,5W	750	**7,5W**	**524**	**42°**	**P368** 01-43-47 E9
2700K - CRI 90					
7,5W	670	**7,5W**	**429**	**16°**	**P363** 01-43-47 E9
7,5W	670	**7,5W**	**482**	**24°**	**P364** 01-43-47 E9
7,5W	670	**7,5W**	**468**	**42°**	**P365** 01-43-47 E9

Power supply to be ordered separately



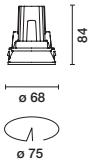

source W	source lm	system W	system lm	optic	code colour
Minimal version - ø75 - Super Comfort - double adjust-ability					
LED					
3000K - CRI 90					
7,5W	750	**7,5W**	**480**	**16°**	**QA66** 01-04 E8
7,5W	750	**7,5W**	**539**	**24°**	**QA67** 01-04 E8
7,5W	750	**7,5W**	**524**	**42°**	**QA68** 01-04 E8
2700K - CRI 90					
7,5W	710	**7,5W**	**454**	**16°**	**QA63** 01-04 E8
7,5W	710	**7,5W**	**510**	**24°**	**QA64** 01-04 E8
7,5W	710	**7,5W**	**496**	**42°**	**QA65** 01-04 E8

Power supply to be ordered separately
To install minimal products a QC68 flange is required

Class III product performances are assured only when using the electronic power supplies and drivers indicated in the catalogue.

Technical information may change alongside technological progress. Consult iguzzini.com for ongoing updates.

	59	75 Super Comfort	75
Optical accessories	code colour	code colour	code colour
 Honeycomb louvre	**MY11** 04	**MY11** 04	**MY22** 04
 Internal anti-glare ring			
for orientable versions ±30	**MY16** 04	**MY16** 04	**MY27** 04
 diffuser glass	**MY12** 65	**MY12** 65	**MY23** 65
 Refractor for elliptical distribution	**MY13** 24	**MY13** 24	**---** ---
medium	**---** ---	**---** ---	**MY24** 24
 Coloured filters	**MY14** 05-06-16	**MY14** 05-06-16	**MY25** 05-06-16

	59	75 Super Comfort	75
Decorative accessories	code colour	code colour	code colour
 Decorative rings	**---** ---	**MY15** 05-06-16	**MY26** 05-06-16

	59	75 Super Comfort	75
Mounting accessories	code colour	code colour	code colour
 Minimal circular flange	**---** ---	**QC68** 01 For recessed ø 75 mm version	**---** ---
 Minimal circular fl ange	**---** ---	**PA23** 01 For recessed ø 75 mm version	**---** ---

	59	75 Super Comfort	75
Power supply	code colour	code colour	code colour
 Constant current power supply unit non dimmable IP20 15W			
VIN = 220-240VAC 50/60Hz Ø59	**MY10** 00	**MY10** 00	**---** ---
VIN = 220-240VAC 50/60Hz Ø75	**---** ---	**---** ---	**MY37** 00
 Constant current power supply unit 1-10V IP20 14.5W			
VIN = 110-240VAC 50/60Hz Ø59	**MY07** 00	**MY07** 00	**---** ---

Laser
Adjustable

	59		75 Super Comfort		75	
Power supply	**code**	**colour**	**code**	**colour**	**code**	**colour**
 Constant current power supply unit 1-10V IP20 16W						
VIN = 110-240VAC 50/60Hz Ø75	**---**	---	**---**	---	**MY18**	00
 Constant current power supply unit DALI IP20 12W						
VIN = 110-240VAC 50/60Hz Ø59	**MY08**	00	**MY08**	00	**---**	---
 Constant current power supply unit DALI IP20 20W						
VIN = 110-240VAC 50/60Hz Ø75	**---**	---	**---**	---	**MY19**	00
 Constant current power supply unit IGBT + TRIAC IP20 10W						
VIN = 110-240VAC 50/60Hz Ø59	**MY09**	00	**MY09**	00	**---**	---
 Constant current power supply unit IGBT + TRIAC IP20 12W						
VIN = 110-240VAC 50/60Hz Ø75	**---**	---	**---**	---	**MY20**	00
Emergency kit	**MY36**	00	**MY36**	00	**MY21**	00

For the number of products that can be connected, refer to the instruction sheet

Hotel Royal Hideaway Corales Suites – Adeje, Tenerife (Spain)
Architectural project: Leonardo Omar
Lighting Project: ClickOn Studio
Engineering: Ingegneria CTA
Photo: Maxim Deknock



Laser
Wall Washer





ø 75
Comfort



⧄ 75
Comfort





Explore and interact with products in 3D.
thelightexperience.iguzzini.com

1800 K 2700 K | High CRI | IP43

- Flush-mount installation on false ceilings of thickness 12.5 to 25 mm for Minimal versions (without perimeter flap) or 1 to 25 mm for Frame versions (with flap) using steel wire springs.
- Body and heat sink in die-cast aluminium.
- Reflector in metallic-finished thermoplastic material with scratch protection.
- Specialist optical system designed to achieve effective wall washer distribution on the wall.
- Available with dimmable wiring.
- The minimum installation space dimensions are listed in the online instruction catalogue.
- IP20
- IP43 on the visible body of the mount after installation.

Optics

The innovative wall washer optic (patented) was designed to ensure uniform lighting of walls, from the highest to the lowest points, as well as avoiding shadow areas in zones near the ceiling.



Correct installation distances to achieve uniform lighting of the walls.

L= 0.8 m
X= 1 m
X/2= 0.5 m

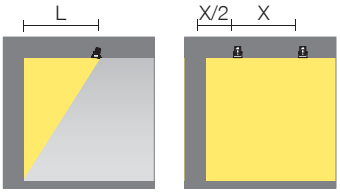

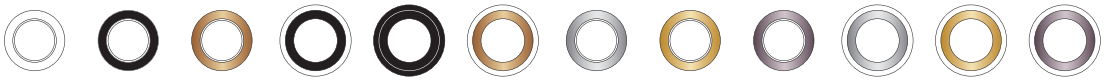

01 WHITE · **04** BLACK · **E8** SATIN-FINISHED GOLD · **47** WHITE/BLACK · **43** BLACK/BLACK · **E9** WHITE/SATIN GOLD · **10** CHROME-FINISHED METAL* · **14** GOLD* · **E6** BURNISHED CHROME · **E4** WHITE/CHROME* · **41** WHITE/GOLD* · **E7** WHITE/BURNISHED CHROME*

iguzzini.com code finder / download design files / save and organize favorites

* available on request



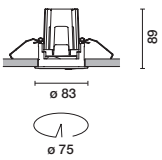

source W	source lm	system W	system lm	optic	code colour
Frame version - ø75					
LED					
3000K - CRI 90					
10W	1200	**10W**	**672**	**WW**	**P370** 01-43-47 E9
2700K - CRI 90					
10W	1150	**10W**	**644**	**WW**	**P369** 01-43-47 E9
Warm Dimming - CRI 90					
10W	620	**10W**	**366**	**WW**	**P371** 01-43-47 E9

The power supply with code MY19 must be ordered separately for Warm dimming versions.
Power supply to be ordered separately.



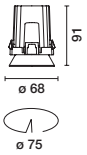

source W	source lm	system W	system lm	optic	code colour
Minimal version - ø75					
LED					
3000K - CRI 90					
10W	1200	**10W**	**672**	**WW**	**QA70** 01-04 E8
2700K - CRI 90					
10W	1150	**10W**	**644**	**WW**	**QA69** 01-04 E8
Warm Dimming - CRI 90					
10W	620	**10W**	**366**	**WW**	**QA71** 01-04 E8

The power supply with code MY19 must be ordered separately for Warm dimming versions.
Power supply to be ordered separately.
To install minimal products a QA82 flange is required.



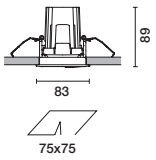

source W	source lm	system W	system lm	optic	code colour
Frame version - 75x75					
LED					
3000K - CRI 90					
10W	1200	**10W**	**672**	**WW**	**P392** 01-43-47 E9
2700K - CRI 90					
10W	1150	**10W**	**644**	**WW**	**P391** 01-43-47 E9

Power supply to be ordered separately



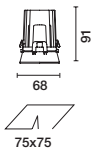

source W	source lm	system W	system lm	optic	code colour
Minimal version - 75x75					
LED					
3000K - CRI 90					
10W	1200	**10W**	**672**	**WW**	**QA79** 01-04 E8
2700K - CRI 90					
10W	1150	**10W**	**644**	**WW**	**QA78** 01-04 E8

Power supply to be ordered separately.
To install minimal products a QA83 flange is required.

Mounting accessories	code	colour
 Minimal square flange	**QA83** For recessed 75x75 mm version	01
 Minimal circular flange	**QA82** For recessed ø 75 mm version	01
 Minimal circular fl ange	**PA22** For recessed ø 75 mm version	01

Power supply	code	colour
 Constant current power supply unit non dimmable IP20 15W VIN = 220-240VAC 50/60Hz Ø75	**MY37**	00
 Constant current power supply unit 1-10V IP20 16W VIN = 110-240VAC 50/60Hz Ø75	**MY18**	00
 Constant current power supply unit DALI IP20 20W VIN = 110-240VAC 50/60Hz Ø75	**MY19**	00

Power supply	code	colour
 Constant current power supply unit IGBT + TRIAC IP20 12W VIN = 110-240VAC 50/60Hz Ø75	**MY20**	00
Emergency kit	**MY21**	00

Class III product performances are assured only when using the electronic power supplies and drivers indicated in the catalogue.

Technical information may change alongside technological progress. Consult iguzzini.com for ongoing updates.

Deep Frame





110x110 195x110 280x110 180x180 339x180 499x180

Explore and interact with products in 3D.
thelightexperience.iguzzini.com

DALI Opti Beam IP23

- Flush-mount installation on false ceilings of thickness 12.5 mm for Deep Minimal (without perimeter flap) or 1 to 30 mm for Deep Frame (with flap) using specific springs.
- Optical units in die-cast aluminium, metal perimeter flap, painted sheet steel lamp holder.
- High yield LED versions with monochromatic warm white and neutral white emission shades;
- Complete with DALI power supply.
- Installation without tools.
- The minimum installation space dimensions are listed in the online instruction catalogue.
- IP20
- IP23 on the visible body of the mount after installation.



Opti Beam Lens
(Superspot optics)

Optics



SS α 6°
S α 14°
M α 18°-26°
F α 38°
WF α 42°-48°
E*

* Elliptical optics are obtained by installing the specific accessory.



01
WHITE



74
GREY/BLACK

iguzzini.com code finder / download design files / save and organize favorites



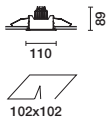

source		system			
W	lm	W	lm	optic	code colour
Frame version - 102x102					
LED					
3000K - CRI 90					
8,4W	950	**10,1W**	**656**	**18°**	**P894** 01-74
8,4W	950	**10,1W**	**665**	**26°**	**P895** 01-74
8,4W	950	**10,1W**	**749**	**42°**	**P896** 01-74
3000K - CRI 90 - DALI					
8,4W	950	**10,7W**	**656**	**18°**	**P897** 01-74
8,4W	950	**10,7W**	**665**	**26°**	**P898** 01 74
8,4W	950	**10,7W**	**749**	**42°**	**P899** 01-74

Complete with power supply



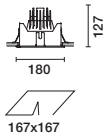

source		system			
W	lm	W	lm	optic	code colour
Frame version - 167x167					
LED					
3000K - CRI 90					
9,1W	710	**11,6W**	**405**	**6°**	**P915** 01-74
31W	3000	**34,2W**	**2130**	**14°**	**P916** 01-74
27W	3100	**30,8W**	**2477**	**38°**	**P917** 01-74
27W	3100	**30,8W**	**2354**	**48°**	**P918** 01-74
3000K - CRI 90 - DALI					
9,1W	710	**12,4W**	**405**	**6°**	**P919** 01-74
31W	3000	**35,9W**	**2130**	**14°**	**P920** 01-74
27W	3100	**32,2W**	**2477**	**38°**	**P921** 01-74
27W	3100	**32,2W**	**2354**	**48°**	**P922** 01-74

Complete with power supply



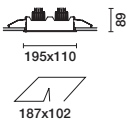

source		system			
W	lm	W	lm	optic	code colour
Frame version - 187x102					
LED					
3000K - CRI 90					
16,8W	1900	**20,3W**	**1330**	**26°**	**P900** 01-74
16,8W	1900	**20,3W**	**1499**	**42°**	**P901** 01-74
3000K - CRI 90 - DALI					
16,8W	1900	**21,5W**	**1330**	**26°**	**P902** 01-74
16,8W	1900	**21,5W**	**1499**	**42°**	**P903** 01-74

Complete with power supply



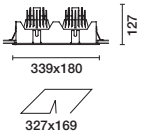

source		system			
W	lm	W	lm	optic	code colour
Frame version - 327x169					
LED					
3000K - CRI 90					
18,2W	1420	**21W**	**809**	**6°**	**P923** 01-74
54W	6000	**61,5W**	**4793**	**38°**	**P924** 01-74
54W	6000	**61,5W**	**4555**	**48°**	**P925** 01-74
3000K - CRI 90 - DALI					
18,2W	1420	**24,9W**	**809**	**6°**	**P926** 01-74
54W	6000	**62,6W**	**4793**	**38°**	**P927** 01-74
54W	6000	**62,6W**	**4555**	**48°**	**P928** 01-74

Complete with power supply



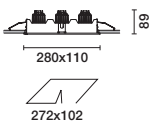

source		system			
W	lm	W	lm	optic	code colour
Frame version - 272x102					
LED					
3000K - CRI 90					
25,2W	2850	**30,4W**	**1995**	**26°**	**P904** 01-74
25,2W	2850	**30,4W**	**2248**	**42°**	**P905** 01-74
3000K - CRI 90 - DALI					
25,2W	2850	**32,2W**	**1995**	**26°**	**P906** 01-74
25,2W	2850	**32,2W**	**2248**	**42°**	**P907** 01-74

Complete with power supply



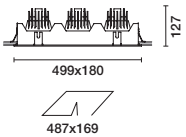

source		system			
W	lm	W	lm	optic	code colour
Frame version - 487x169					
LED					
3000K - CRI 90					
27,3W	2130	**32,5W**	**1214**	**6°**	**P929** 01-74
81W	9000	**92,3W**	**7190**	**38°**	**P930** 01-74
81W	9000	**92,3W**	**6833**	**48°**	**P931** 01-74
3000K - CRI 90 - DALI					
27,3W	2130	**36,8W**	**1214**	**6°**	**P932** 01-74
81W	9000	**94,4W**	**7190**	**38°**	**P933** 01-74
81W	9000	**94,4W**	**6833**	**48°**	**P934** 01-74

Complete with power supply

Deep Frame

Optical accessories	102x102 187x102 272x102 code	colour	167x167 327x169 487x169 code	colour
Interchangeable reflectors for LED C.o.B.				
spot	**MY75** α 15°	12	**---**	---
medium	**MY74** α 25°	12	**---**	---
flood	**MY78** α 42°	12	**MY76** α 36°	12
wide flood	**---**	---	**MY77** α 48°	12
Refractor for elliptical distribution	**MY73**	24	**9539**	24

Golden Shrine, Bishop Selwyn Chapel - Auckland, New Zealand
rchitectural project: Fearon Hay Architects
Chief Architect: Jeff Fearon, Tim Hay
Photo: Patrick Reynolds



pinterest.com/iguzzini



Spotlights and Tracks
System flexibility

Innovative optics, multiple light distribution, high uniformity and high efficiency. Maximum installation and power supply flexibility on electrified tracks (direct, suspension, built-in / multi-phase, 12V, DALI), ideal for settings such as art galleries, boutiques and museums.



214 Overview of Spotlights and Tracks

220 Palco

250 Le Perroquet

256 Front Light

260 Tecnica Pro

264 View

274 Mains Voltage Track - Ceiling/Suspension

276 Mains Voltage Track - Downlight

Michelangelo's "Pietà" in St. Peter's, Vatican City
Client: Fabbrica di San Pietro in Vaticano
Lighting project: Rossi Bianchi Lighting Design
Photo: iGuzzini archives, courtesy of Fabbrica di San Pietro in Vaticano

Overview Spotlights and Tracks







	224 Palco Recessed remote driver	**224** Palco Surface remote driver	**230** Palco Framer Recessed remote driver	**230** Palco Framer Surface remote driver	**234** Palco Surface Built-in driver
Performances			new	new	
Optics	12°/16°/24°/42°/44°	12°/16°/24°/42°/44°			42°/44°
Power W	2 → 36	2 → 36	2 → 6,5	2 → 6,5	10,3 → 40,2
Luminous flux lm	114 → 1754	114 → 1754	12 → 143	12 → 143	364 → 1754
Colour temperature K	2700/3000	2700/3000	2700/3000	2700/3000	2700/3000
Range and installation					
Number of sizes	3	3	2	2	2
Pendant					
Wall-mounted					
Accessories					
Optics	A/C/F/G	A/C/F/G			A/C/F/G
Decorative					





	266 View Opti Beam Linear	**270** View Opti Beam Lens	**270** View Opti Beam Lens
Performances			
Optics	SF/WW/ Ceiling Washer	4°/8°/14°/16°/26°/ 28°/46°/WW	4°/8°/14°/16°/26°/ 28°/46°/WW
Power W	16,8 → 48,1	14,8 → 29	14,8 → 29
Luminous flux lm	1015 → 4050	405 → 3045	405 → 3045
Colour temperature K	3000/4000	3000/4000	3000/4000
Range and installation			
Number of sizes	3	2	2
Pendant			
Wall-mounted	●		
Accessories			
Optics	A/C/FG/I/L	A/C/F/G/M/N	A/C/F/G/M/N
Decorative	●		

Optics: WW Wall Washer - **SF** Super Flood



238 Palco



244 Palco
Wall Washer



246 Palco
Framer



250 Le Perroquet



256 Front Light



260 Tecnica Pro

	4°/6°/8°/10°/12°/16°/ 18°/20°/26°/28°/30°/ 32°/38°/42°/46°/48°/56°	WW		14°/36°/48°	12°/16°/30°/32°/4°/42° /48°/56°/8°	8°/12°/16°/18°/20°/ 26°/38°/4°/40°/48°/54°
	8,5 → 59,5	24,3 → 59,5	24,2 → 35	23,7 → 33,3	8,5 → 50,4	7,6 → 44,8
	292 → 6390	905 → 3440	528 → 840	2406 → 2643	275 → 5451	269 → 3945
	3000/4000	3000/4000	2700/3000	3000/4000	3000/4000	3000/4000
	5	4	2	3	3	3
				●	●	●
				●		
	A/C/F/G/M/N		O/P/Q/R	A/B/H/M/N	A/B/C/F/M/N	A/C/F/L/G
				E	E	



274 Track
Mains Voltage
Ceiling / Suspension



276 Track
Mains Voltage
Downlight

Installation		
Pendant	●	
Downlight		●
Ceiling-mounted	●	

Accessories: **A** Refractor **B** UV/IR Filters - **C** Soft Lens Filter - **D** Warmtone/Coldtone Filters - **E** Coloured Filters - **F** Honeycomb Louvre - **G** Cylindrical screen **H** Cylindrical Screen at 45° - **I** Wall Washer Screen - **L** Cross Baffle - **M** Directional Fins - **N** Interchangeable reflector - **O** Support for Slides **P** Iris - **Q** Shaper - **R** Metal gobo

Data refer to the luminous flux of the system (3000K).
Technical information may change alongside technological progress. Consult iguzzini.com for ongoing updates.

It's in the Optics

Opti Beam



Opti Beam Reflector *
The lenticular surface of the spotlights helps improve light distribution without affecting optical performance and therefore the efficiency of the luminaires. Opti Beam is available with Spot, Medium, Flood and Wide Flood optic.



Opti Beam Lens*
Two lenses in one, two innovations in a single lens. Superspot ultra-compact high intensity optic.
The light beam is even and well defined, with no colour aberrations.
Maximum visual comfort ensured by a spill-ring inside the lens.
* 2 Patents Pending



Opti Beam Refractor*
Micro-prismatic textures with random modelling symmetrical elements that avoid any kind of geometric and chromatic aberration. When combined with the Opti Beam Lens, refractors (even interchangeable models) model the beam of light using different apertures.
* Patent Pending



Opti Linear
A highly reflective, compact luminous eyelid with the same linear shape as the LED.
Very wide flood and Wall Washer spread.



SS - Super Spot
$\alpha < 8°$



S - Spot
α 9°-15°



M - Medium
α 16°-25°



F - Flood
α 26°-39°



WF - Wide Flood
α 40°-60°



SF - Super Flood



WW - Wall Washer



E - Elliptical**



Framer

** Elliptical optics are obtained by installing the specific accessory.

Screening angle
Comfort increases the more the LED source of light is hidden from view. Our floodlights have a very high screening angle* to ensure visual comfort in space, whatever their orientation.

* angle referred to horizontal line (see EN 12464-1: 2011).

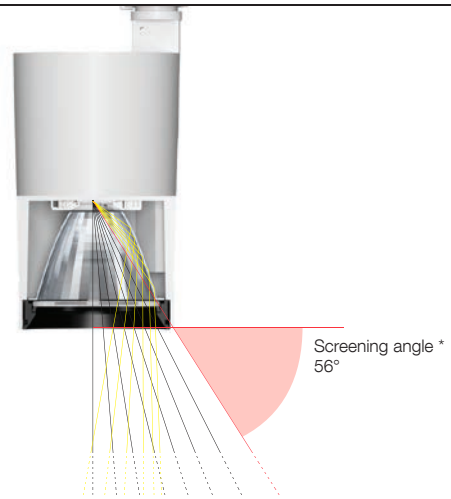

No field angle
We have eliminated the double ring effect, thereby achieving a well-defined light circle.
The intensity at the limit angle is close to 50% Imax (the field angle aligns with FWMH*).

* FWHM is the angle corresponding the point where intensity is equal to 50% Imax.

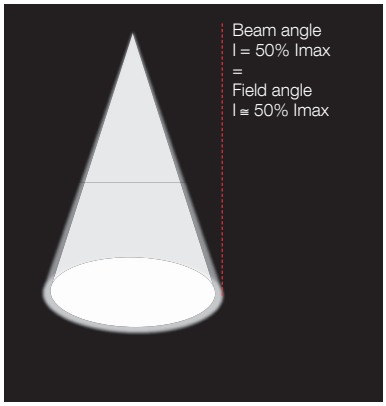

Opti Beam Technology

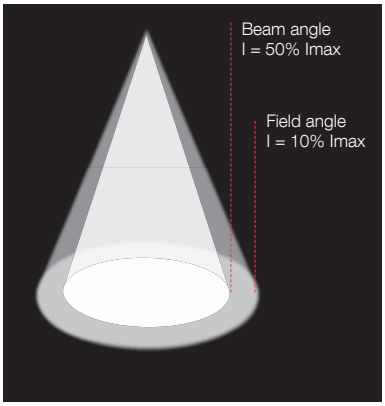

Other technology

Quality of vertical lighting
Vertical lighting is our masterpiece. Light entirely overlaps the surface of the wall. Ensuring delicacy.
Total cleanliness from bottom to top, with maximum uniformity, without edging effects.



Optical Accessories
Various types of lens allow the lighting distribution of the main optics to be modified, thereby achieving highly professional lighting effects.


Refractor for elliptical distribution


Honeycomb louvre


Soft Lens Filter

Diffuser Filter


Opti Beam Refractor

Reliability for better Light

Thermal Dissipation
We test the worst-case condition. Thanks to thermographic and fluid-dynamic simulations, we are able to define the best geometry for our products in order to maintain a constant LED operating temperature.

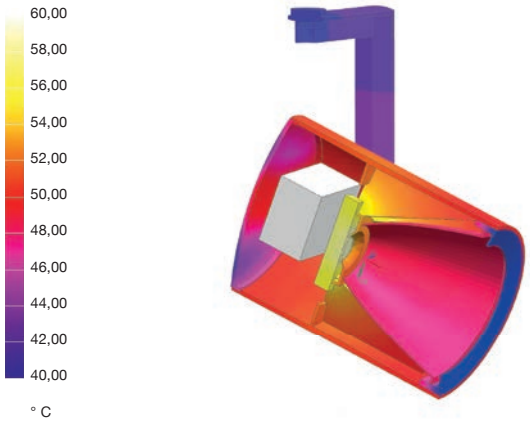

MacAdam
We choose the world's best suppliers to ensure consistent and repetitive selection of LEDs to ensure colour uniformity not only over time but also between different products in the same lighting project, up to MacAdam Step 2.


iGuzzini (MacAdam step 2)


Other solutions (MacAdam step > 3)

CRI Chromatic yield defines the ability to saturate colours.
We select the best LEDs with incomparable colour yields even for critical colours such as red, achieving CRI values of more than 97.



Duration of LEDs
The lifespan of LEDs is a given statistic.
Parameters “L” and “B” describe the percentage value of the final luminous flux (L) and the confidence level expressed (B). Our new generation products always envisage B10 or B20, thereby stating extremely reliable LED lifespan values.

90% reliability of parameter L

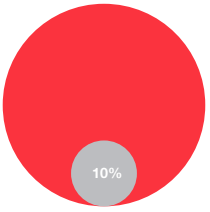

LED iGuzzini B10

50% reliability for parameter L

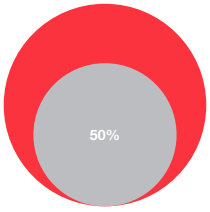

common LEDs on market B50

B10 indicates a 90% reliability level at the point the declared lifetime is reached with the indicated luminous flux.

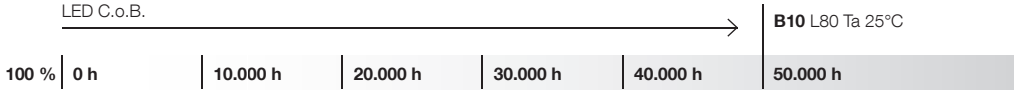

Royal Academy of Arts – London, United Kingdom
Client: Royal Academy of Arts
Lighting project: Arup
Photo: James Newton

pinterest.com/iguzzini



Palco

design Artec3 Studio

Palco Recessed / Surface remote driver

page 224

ø 19



ø 37



ø 51



ø 19



ø 37



ø 51



ø 19



ø 37



ø 51





S
α 12°



M
α 16°-24°



WF
α 42°-44°

NEW **Palco** Recessed / Surface framer remote driver

page 230

ø 19



ø 37



Palco / Low Voltage Track

page 304

ø 19



ø 37



ø 51



ø 62



ø 86





S
α 14°



M
α 16°-24°



F
α 26°



WF
α 42°-44°



E*

*Elliptical optics are obtained by installing the specific accessory.

Palco Surface Built-in driver

page 234

ø 37



ø 51



ø 37



ø 51



ø 37



ø 51





WF
α 42°-44°

Palco Framer / Low Voltage Track

page 312

ø 19

ø 37



Palco Wall Washer / Low Voltage Track

page 308

ø 51

ø 62





WW

Palco



ø 62



ø 86



ø 102

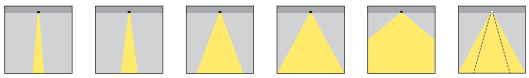

SS
α 4°-6°-8°

S
α 10°-12°

M
α 16°
18°-20°

F
α 26°-28°
30°-32°
38°

WF
α 42°-46°
48°-56°

E

Palco Wall Washer



ø 86



ø 103



WW

NEW Palco Framer

page 246



ø 37



ø 90



ø 115

page 238



ø 122



ø 142

page 244



ø 123



ø 142

Palco InOut page 612

Palco InOut Framer page 612





Palco
Recessed / Surface remote driver

design Artec3 Studio



Recessed



ø 19 ø 37 ø 51

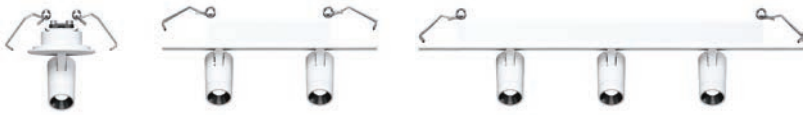

Versions

Surface





Explore and interact with products in 3D.
thelightexperience.iguzzini.com

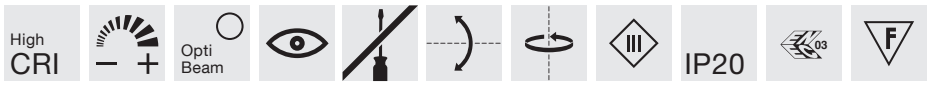

- Wall and ceiling-mounted luminaires.
- Downlight and surface versions.
- Downlight fixing system with steel wire springs.
- Single models with base and multiples with linear support; multiple models with possibility of continuous installation and retaining centres.
- Floodlight body in die-cast aluminium; aluminium mounting brackets.
- Floodlight movements: 90° angle on horizontal plane and 355° rotation around the vertical axis.
- Remote power supply available with separate code numbering.
- IP20
- Class III

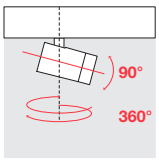

Dual rotation



Compact dimensions

Optics



S
α 12°

M
α 16°-24°

WF
α 42°-44°

Spacings

Optimized spacing for continuous distribution of modules with two to three products. Refer to the instruction sheet for values

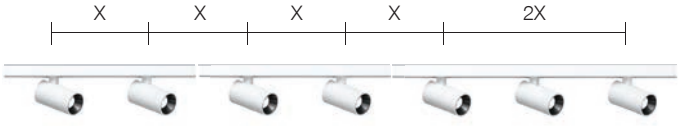

Double Double Triple



01
WHITE



04
BLACK

Accessories

The accessories allow the features of the lighting produced by the single luminaire to be altered, for highly professional lighting effects.

Spill ring



Refractor for elliptical distribution



Honeycomb louvre



Cylindrical screen



iguzzini.com code finder / download design files / save and organize favorites



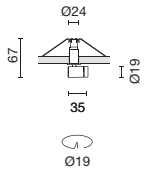

source		system			
W	lm	W	lm	optic	code colour
LED					
3000K - CRI 90					
2W	180	**2W**	**121**	**24°**	**QC12** 01-04
2700K - CRI 90					
2W	170	**2W**	**114**	**24°**	**QC13** 01-04

Power supply to be ordered separately





source		system			
W	lm	W	lm	optic	code colour
LED					
3000K - CRI 90					
2W	180	**2W**	**121**	**24°**	**QC34** 01-04
2700K - CRI 90					
2W	170	**2W**	**114**	**24°**	**QC35** 01-04

Power supply to be ordered separately



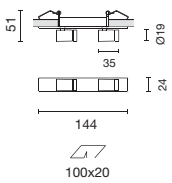

source		system			
W	lm	W	lm	optic	code colour
LED					
3000K - CRI 90					
4W	360	**4W**	**241**	**24°**	**QC14** 01-04
2700K - CRI 90					
4W	340	**4W**	**228**	**24°**	**QC15** 01-04

Power supply to be ordered separately



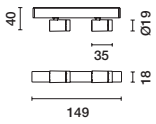

source		system			
W	lm	W	lm	optic	code colour
LED					
3000K - CRI 90					
4W	360	**4W**	**241**	**24°**	**QC36** 01-04
2700K - CRI 90					
4W	340	**4W**	**228**	**24°**	**QC37** 01-04

Power supply to be ordered separately



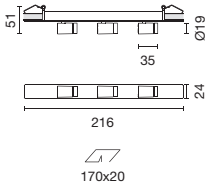

source		system			
W	lm	W	lm	optic	code colour
LED					
3000K - CRI 90					
6W	540	**6W**	**362**	**24°**	**QC16** 01-04
2700K - CRI 90					
6W	510	**6W**	**342**	**24°**	**QC17** 01-04

Power supply to be ordered separately



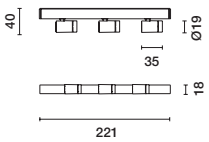

source		system			
W	lm	W	lm	optic	code colour
LED					
3000K - CRI 90					
6W	540	**6W**	**362**	**24°**	**QC38** 01-04
2700K - CRI 90					
6W	510	**6W**	**342**	**24°**	**QC39** 01-04

Power supply to be ordered separately

Class III product performances are assured only when using the electronic power supplies and drivers indicated in the catalogue.

Palco
Recessed / Surface remote driver


01
WHITE


04
BLACK

iguzzini.com code finder / download design files / save and organize favorites



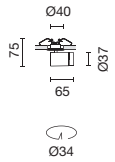

source		system			
W	lm	W	lm	optic	code colour
LED					
3000K - CRI 90					
7,2W	600	**7,2W**	**438**	**16°**	**QC18** 01-04
7,2W	600	**7,2W**	**390**	**44°**	**QC19** 01-04
2700K - CRI 90					
7,2W	560	**7,2W**	**409**	**16°**	**QC20** 01-04
7,2W	560	**7,2W**	**364**	**44°**	**QC21** 01-04

Power supply to be ordered separately





source		system			
W	lm	W	lm	optic	code colour
LED					
3000K - CRI 90					
7,2W	600	**7,2W**	**438**	**16°**	**QC40** 01-04
7,2W	600	**7,2W**	**390**	**44°**	**QC41** 01-04
2700K - CRI 90					
7,2W	560	**7,2W**	**409**	**16°**	**QC42** 01-04
7,2W	560	**7,2W**	**364**	**44°**	**QC43** 01-04

Power supply to be ordered separately



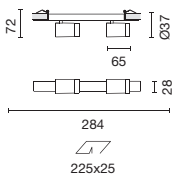

source		system			
W	lm	W	lm	optic	code colour
LED					
3000K - CRI 90					
14,4W	1200	**14,4W**	**780**	**44°**	**QC22** 01-04
2700K - CRI 90					
14,4W	1120	**14,4W**	**728**	**44°**	**QC23** 01-04

Power supply to be ordered separately



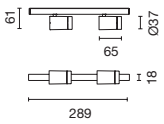

source		system			
W	lm	W	lm	optic	code colour
LED					
3000K - CRI 90					
14,4W	1200	**14,4W**	**780**	**44°**	**QC44** 01-04
2700K - CRI 90					
14,4W	1120	**14,4W**	**728**	**44°**	**QC45** 01-04

Power supply to be ordered separately



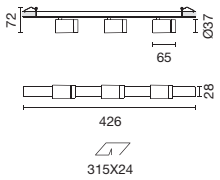

source		system			
W	lm	W	lm	optic	code colour
LED					
3000K - CRI 90					
21,6W	1800	**21,6W**	**1170**	**44°**	**QC24** 01-04
2700K - CRI 90					
21,6W	1680	**21,6W**	**1092**	**44°**	**QC25** 01-04

Power supply to be ordered separately



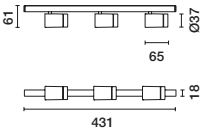

source		system			
W	lm	W	lm	optic	code colour
LED					
3000K - CRI 90					
21,6W	1800	**21,6W**	**1170**	**44°**	**QC46** 01-04
2700K - CRI 90					
21,6W	1680	**21,6W**	**1092**	**44°**	**QC47** 01-04

Power supply to be ordered separately



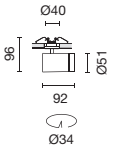

source		system			
W	lm	W	lm	optic	code colour
LED					
3000K - CRI 90					
12W	860	**12W**	**619**	**12°**	**QC26** 01-04
12W	860	**12W**	**585**	**42°**	**QC27** 01-04
2700K - CRI 90					
12W	810	**12W**	**583**	**12°**	**QC28** 01-04
12W	810	**12W**	**551**	**42°**	**QC29** 01-04

Power supply to be ordered separately



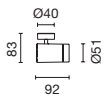

source		system			
W	lm	W	lm	optic	code colour
LED					
3000K - CRI 90					
12W	860	**12W**	**619**	**12°**	**QC48** 01-04
12W	860	**12W**	**585**	**42°**	**QC49** 01-04
2700K - CRI 90					
12W	810	**12W**	**583**	**12°**	**QC50** 01-04
12W	810	**12W**	**551**	**42°**	**QC51** 01-04

Power supply to be ordered separately



01
WHITE



04
BLACK



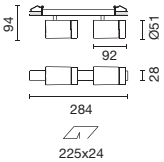

source		system			
W	lm	W	lm	optic	code colour
LED					
3000K - CRI 90					
24W	1720	**24W**	**1170**	**42°**	**QC30** 01-04
2700K - CRI 90					
24W	1620	**24W**	**1102**	**42°**	**QC31** 01-04

Power supply to be ordered separately



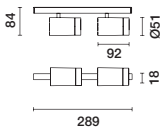

source		system			
W	lm	W	lm	optic	code colour
LED					
3000K - CRI 90					
24W	1720	**24W**	**1170**	**42°**	**QC52** 01-04
2700K - CRI 90					
24W	1620	**24W**	**1102**	**42°**	**QC53** 01-04

Power supply to be ordered separately



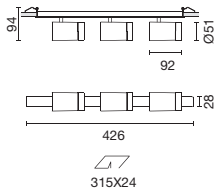

source		system			
W	lm	W	lm	optic	code colour
LED					
3000K - CRI 90					
36W	2580	**36W**	**1754**	**42°**	**QC32** 01-04
2700K - CRI 90					
36W	2430	**36W**	**1652**	**42°**	**QC33** 01-04

Power supply to be ordered separately



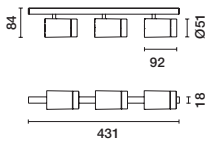

source		system			
W	lm	W	lm	optic	code colour
LED					
3000K - CRI 90					
36W	2580	**36W**	**1754**	**42°**	**QC54** 01-04
2700K - CRI 90					
36W	2430	**36W**	**1652**	**42°**	**QC55** 01-04

Power supply to be ordered separately

	ø19		ø37		ø51	
Optical accessories	**code**	**colour**	**code**	**colour**	**code**	**colour**
Honeycomb louvre	**---**	---	**MZ43**	04	**MZ45**	04
Spill ring	**---**	---	**MZ49**	04	**MZ52**	04
Refractor for elliptical distribution	**---**	---	**MZ47**	24	**MZ50**	24
Cylindrical screen	**---**	---	**MZ48**	04	**MZ51**	04

Class III product performances are assured only when using the electronic power supplies and drivers indicated in the catalogue.

Palco
Recessed / Surface remote driver

Power supply	code	colour	code	colour	code	colour
 Power supply On-Off 50W						
Vin = 220-240Vac 50 / 60Hz Iout = 700mA dimensions = 124x79x22	**MZ84**	00	**MZ84**	00	**MZ84**	00
 Constant current power supply unit non dimmable IP20 20W						
VIN = 220-240VAC 50/60Hz Iout =350mA/500mA/700mA dimensions: 110x52x22	**X020**	00	**---**	---	**---**	---
 Constant current power supply unit 1-10V IP20 50W						
VIN = 110-240VAC 50/60Hz Ø25	**MY83**	00	**MY83**	00	**MY83**	00
 Constant current power supply DALI IP20 50W						
VIN = 220-240VAC 50/60Hz Iout = 350/700/1050mA dimensions: 125x80x22	**BZM4**	00	**BZM4**	00	**BZM4**	00

Museum of fine Arts of the Asturias - Oviedo, Spain
Architectural Project: Francisco Mangado
Engineering: IDOM
Photo: Juan Rodríguez

Technical information may change alongside technological progress. Consult iguzzini.com for ongoing updates.

pinterest.com/iguzzini



Palco
Framer Recessed / Surface remote driver

design Artec3 Studio





Downlight

ø 19



ø 37



Surface

ø 19



ø 37



Explore and interact with products in 3D.
thelightexperience.iguzzini.com

NEW | High CRI | – + | Shape & Twist | III | IP20 | 03 | UL | F

- Ceiling and wall mounted versions
- Downlight versions with visible plate and steel wire springs.
- Surface versions with fixing plate and cover base
- Framer bodies made of die-cast aluminium.
- Ø19 floodlight with metal gobo and manual focusing system
- Ø37 floodlight with metal gobo and outer fins for adjusting and shaping the light beam.
  the magnetic coupling system simplifies adjustment and maintenance operations
- Power supply driver to be ordered separately



Compact dimensions



Magnetic system



Focusing



No stray light

Lighting effects - ø 19
Circles of various sizes, adjustable using metallic internal gobo. Manual focus.



m	ø 19 (ø5mm)	
	ø	lux
0,5	0,19	860
1	0,37	205
2	0,56	88
3	0,74	50

Lighting effects - ø 37



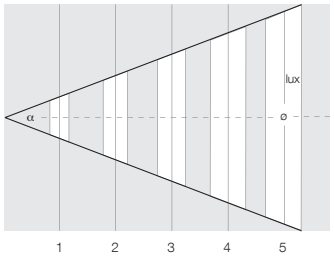

m	ø 37	
	L	lux
1	0,36	1606,79
2	0,72	401,70
3	1,08	178,53
4	1,44	100,42
5	1,80	64,27



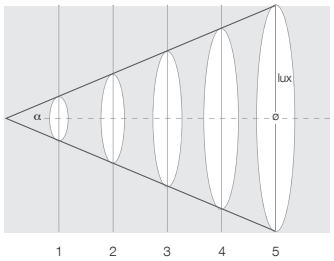

m	ø 37 (ø=5)	
	ø	lux
1	0,17	1600,35
2	0,34	400,09
3	0,51	177,82
4	0,69	100,02
5	0,86	64,01

m	ø 37 (ø=10)	
	ø	lux
1	0,34	1684,14
2	0,68	421,03
3	1,02	187,13
4	1,36	105,26
5	1,70	67,37

External wings for manual adjustment of shapes (three- and four-sided) - Shape





Precision adjustment by rotating the body without having to open the product - Twist!





Palco
Framer Recessed / Surface remote driver



01
WHITE



04
BLACK

iguzzini.com code finder / download design files / save and organize favorites

new
Available



source		system		
W	lm	W	lm	code colour
LED				
3000K - CRI 90				
2W	170	2W	12	**QI41** 01-04
2700K - CRI 90				
2W	170	2W	12	**QI42** 01-04

Class of Insulation III
Power supply to be ordered separately

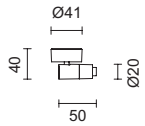



source		system		
W	lm	W	lm	code colour
LED				
3000K - CRI 90				
2W	170	2W	12	**QI37** 01-04
2700K - CRI 90				
2W	170	2W	12	**QI38** 01-04

Class of Insulation III
Power supply to be ordered separately

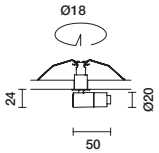



source		system		
W	lm	W	lm	code colour
LED				
3000K - CRI 90				
6,5W	620	6,5W	143	**QI43** 01-04
2700K - CRI 90				
6,5W	590	6,5W	136	**QI44** 01-04

Class of Insulation III
Power supply to be ordered separately

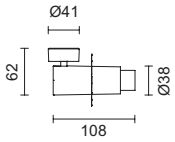



source		system		
W	lm	W	lm	code colour
LED				
3000K - CRI 90				
6,5W	620	6,5W	143	**QI39** 01-04
2700K - CRI 90				
6,5W	590	6,5W	136	**QI40** 01-04

Class of Insulation III
Power supply to be ordered separately

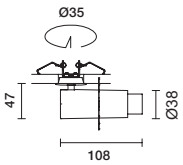

Power supply	code	colour
Power supply On-Off 50W	**MZ84**	00
Constant current power supply unit non dimmable IP20 20W VIN = 220-240VAC 50/60Hz Iout =350mA/500mA/700mA dimensions: 110x52x22	**X020**	00

Power supply	code	colour
Constant current power supply unit 1-10V IP20 50W VIN = 110-240VAC 50/60Hz Ø25	**MY83**	00

Power supply	code	colour
Constant current power supply DALI IP20 50W VIN = 220-240VAC 50/60Hz Iout = 350/700/1050mA dimensions: 125x80x22	**BZM4**	00

Villa Colloredo Mels Civic Museum – Recanati, Italy
Exhibit design: Ch-plus Studio Associato di Architettura e Design
Photo: iGuzzini Archive

Class III product performances are assured only when using the electronic power supplies and drivers indicated in the catalogue.

Technical information may change alongside technological progress. Consult iguzzini.com for ongoing updates.

pinterest.com/iguzzini



Palco
Surface Built-in driver

design Artec3 Studio



ø 37



ø 51



Explore and interact with products in 3D.
thelightexperience.iguzzini.com

iguzzini.com/**palco-recessed-surface**

High CRI | Opti Beam | IP20

- Wall and ceiling-mounted luminaires.
- Surface versions.
- Single and multiple models; multiple models with possibility of continuous installation and retaining centres.

- Floodlight body in die-cast aluminium; aluminium mounting brackets.
- Floodlight movements: 90° angle on horizontal plane and 355° rotation around the vertical axis.

- Built-in driver.
- IP20
- Class I

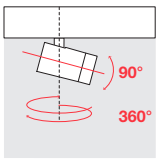

Dual rotation


Compact dimensions

Optics



WF
α 42°-44°

Spacings

Optimized spacing for continuous distribution of modules with two to three products. Refer to the instruction sheet for values



Double Triple



01
WHITE



04
BLACK

Accessories

The accessories allow the features of the lighting produced by the single luminaire to be altered, for highly professional lighting effects.

Spill ring



Refractor for elliptical distribution



Honeycomb louvre



Cylindrical screen



iguzzini.com code finder / download design files / save and organize favorites



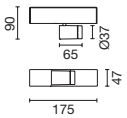

source		system			
W	lm	W	lm	optic	code colour
LED					
3000K - CRI 90					
7,2W	600	**10,3W**	**390**	**44°**	**QC56** 01-04
2700K - CRI 90					
7,2W	560	**10,3W**	**364**	**44°**	**QC57** 01-04



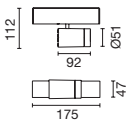

source		system			
W	lm	W	lm	optic	code colour
LED					
3000K - CRI 90					
12W	860	**15,8W**	**585**	**42°**	**QC62** 01-04
2700K - CRI 90					
12W	810	**15,8W**	**551**	**42°**	**QC63** 01-04



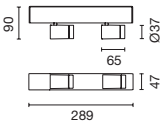

source		system			
W	lm	W	lm	optic	code colour
LED					
3000K - CRI 90					
14,4W	1200	**17,9W**	**780**	**44°**	**QC58** 01-04
2700K - CRI 90					
14,4W	1120	**17,9W**	**728**	**44°**	**QC59** 01-04



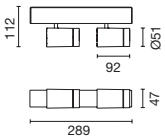

source		system			
W	lm	W	lm	optic	code colour
LED					
3000K - CRI 90					
24W	1720	**29,1W**	**1170**	**42°**	**QC64** 01-04
2700K - CRI 90					
24W	1620	**29,1W**	**1102**	**42°**	**QC65** 01-04



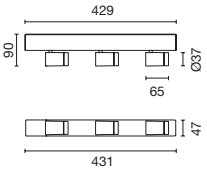

source		system			
W	lm	W	lm	optic	code colour
LED					
3000K - CRI 90					
21,6W	1800	**25,6W**	**1170**	**44°**	**QC60** 01-04
2700K - CRI 90					
21,6W	1680	**25,6W**	**1092**	**44°**	**QC61** 01-04



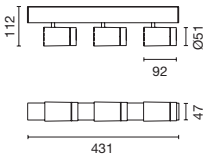

source		system			
W	lm	W	lm	optic	code colour
LED					
3000K - CRI 90					
36W	2580	**40,2W**	**1754**	**42°**	**QC66** 01-04
2700K - CRI 90					
36W	2430	**40,2W**	**1652**	**42°**	**QC67** 01-04

Palco
Surface Built-in driver

Optical accessories		code	colour	code	colour
	Honeycomb louvre	**MZ43**	04	**MZ45**	04
	Spill ring	**MZ49**	04	**MZ52**	04
	Refractor for elliptical distribution	**MZ47**	24	**MZ50**	24
	Cylindrical screen	**MZ48**	04	**MZ51**	04

Grimmwelt - Kassel, Germany
Architectural project: kadawittfeldarchitektur
Lighting project: Lichtvision, Berlin
Photo: Hans - Georg Esch

Technical information may change alongside technological progress. Consult iguzzini.com for ongoing updates.

pinterest.com/iguzzini







ø 62 ø 86 ø 102 ø 122 ø 142

Explore and interact with products in 3D.
thelightexperience.iguzzini.com

DALI High CRI Opti Beam IP40

- Installation on Mains Voltage track and on ceiling with power strip.
- In die-cast aluminium and thermoplastic material.
- Opti Beam interchangeable reflectors and refractors with high lighting efficiency and uniform distribution.
- Versions with Opti Beam Lens technology.
- LED versions ensuring high-colour yield index.
- High visual comfort.
- 90° angle on horizontal plant and 360° rotation around the vertical axis with mechanical aiming lock.
- C.o.B. LED Versions with passive dissipation.
- Complete with safety glass.



Opti Beam Lens
(Super Spot optics)

Optics



SS α 4°-6°-8°
S α 10°-12°
M α 16° 18°-20°
F α 26°-28° 30°-32° 38°
WF α 42°-46° 48°-56°
E *

*Elliptical optics are obtained by installing the specific accessory.



01
WHITE



04
BLACK

Accessories

Opti Beam Reflector

The lenticular surface of the reflectors helps improve light distribution without affecting optical performance and therefore the efficiency of the luminaires.



Opti Beam Lens

Two lenses in one, two innovations in a single lens. Maximum visual comfort ensured by a spill-ring inside the lens.

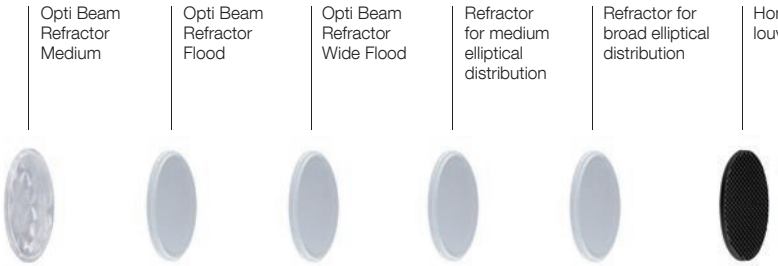

iguzzini.com code finder / download design files / save and organize favorites



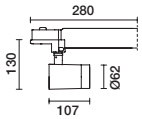

source		system			
W	lm	W	lm	optic	code colour
LED					
4000K - CRI 80 - Push Dim					
15W	2050	**18,3W**	**1599**	**26°**	**Q654** 01-04
15W	2050	**18,3W**	**1620**	**42°**	**Q655** 01-04
3000K - CRI 90 - Push Dim					
12W	860	**15,9W**	**611**	**12°**	**Q656** 01-04
18W	2000	**22,4W**	**1560**	**26°**	**Q657** 01-04
18W	2000	**22,4W**	**1580**	**42°**	**Q658** 01-04
4000K - CRI 80 - DALI					
15W	2050	**18,3W**	**1599**	**26°**	**Q659** 01-04
15W	2050	**18,3W**	**1620**	**42°**	**Q660** 01-04
3000K - CRI 90 - DALI					
12W	860	**15,9W**	**611**	**12°**	**Q661** 01-04
18W	2000	**22,4W**	**1560**	**26°**	**Q662** 01-04
18W	2000	**22,4W**	**1580**	**42°**	**Q663** 01-04

Q656, Q661: Opti Beam Lens



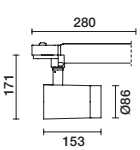

source		system			
W	lm	W	lm	optic	code colour
LED					
4000K - CRI 80 - Push Dim					
20W	3050	**24,3W**	**2379**	**18°**	**Q664** 01-04
20W	3050	**24,3W**	**2379**	**32°**	**Q665** 01-04
20W	3050	**24,3W**	**2288**	**56°**	**Q666** 01-04
3000K - CRI 90 - Push Dim					
11W	850	**15,9W**	**425**	**8°**	**Q667** 01-04
27W	3150	**31,3W**	**2457**	**18°**	**Q668** 01-04
27W	3150	**31,3W**	**2457**	**32°**	**Q669** 01-04
27W	3150	**31,3W**	**2363**	**56°**	**Q670** 01-04
4000K - CRI 80 - DALI					
20W	3050	**24,3W**	**2379**	**18°**	**Q671** 01-04
20W	3050	**24,3W**	**2379**	**32°**	**Q672** 01-04
20W	3050	**24,3W**	**2288**	**56°**	**Q673** 01-04
3000K - CRI 90 - DALI					
11W	850	**15,9W**	**425**	**8°**	**Q674** 01-04
27W	3150	**31,3W**	**2457**	**18°**	**Q675** 01-04
27W	3150	**31,3W**	**2457**	**32°**	**Q676** 01-04
27W	3150	**31,3W**	**2363**	**56°**	**Q677** 01-04

Q667, Q674: Opti Beam Lens

Palco



01
WHITE



04
BLACK

iguzzini.com code finder / download design files / save and organize favorites

new
Available

new



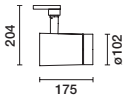

source W	source lm	system W	system lm	optic	code colour
LED					
4000K - CRI 80 - Complete with dimmer					
24W	3000	27,5W	2208	12°	**P203** 01-04
24W	3000	27,5W	2201	20°	**P204** 01-04
24W	3000	27,5W	2135	38°	**P205** 01-04
24W	3000	27,5W	2262	46°	**P206** 01-04
4000K - CRI 97 - Complete with dimmer					
• 26W	2500	29,6W	1840	12°	**QG42** 01-04
• 26W	2500	29,6W	1835	20°	**QG43** 01-04
• 26W	2500	29,6W	1779	38°	**QG44** 01-04
• 26W	2500	29,6W	1885	46°	**QG45** 01-04
3000K - CRI 90 - Complete with dimmer					
5,7W	540	8,5W	292	8°	**P604** 01-04
26W	2700	29,6W	1987	12°	**P207** 01-04
26W	2700	29,6W	1981	20°	**P208** 01-04
26W	2700	29,6W	1922	38°	**P209** 01-04
26W	2700	29,6W	2036	46°	**P210** 01-04
3000K - CRI 97 - Complete with dimmer					
• 26W	2400	29,6W	1766	12°	**QG46** 01-04
• 26W	2400	29,6W	1761	20°	**QG47** 01-04
• 26W	2400	29,6W	1708	38°	**QG48** 01-04
• 26W	2400	29,6W	1810	46°	**QG49** 01-04
4000K - CRI 80 - DALI					
24W	3000	26,4W	2208	12°	**P626** 01-04
24W	3000	26,4W	2201	20°	**P627** 01-04
24W	3000	26,4W	2135	38°	**P628** 01-04
24W	3000	26,4W	2262	46°	**P629** 01-04
4000K - CRI 97 - DALI					
• 26W	2500	28,5W	1840	12°	**QG50** 01-04
• 26W	2500	28,5W	1835	20°	**QG51** 01-04
• 26W	2500	28,5W	1779	38°	**QG52** 01-04
• 26W	2500	28,5W	1885	46°	**QG53** 01-04
3000K - CRI 90 - DALI					
5,7W	540	8,5W	292	8°	**P605** 01-04
26W	2700	28,5W	1987	12°	**P630** 01-04
26W	2700	28,5W	1981	20°	**P631** 01-04
26W	2700	28,5W	1922	38°	**P632** 01-04
26W	2700	28,5W	2036	46°	**P633** 01-04
3000K - CRI 97 - DALI					
• 26W	2400	28,5W	1766	12°	**QG54** 01-04
• 26W	2400	28,5W	1761	20°	**QG55** 01-04
• 26W	2400	28,5W	1708	38°	**QG56** 01-04
• 26W	2400	28,5W	1810	46°	**QG57** 01-04

P604, P605: Opti Beam Lens

new



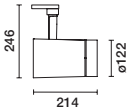

source W	source lm	system W	system lm	optic	code colour
LED					
4000K - CRI 80 - Complete with dimmer					
29W	4000	31,3W	3080	10°	**MJ90** 01-04
29W	4000	31,3W	3110	18°	**MJ91** 01-04
29W	4000	31,3W	3115	28°	**MJ92** 01-04
29W	4000	31,3W	3157	42°	**MJ93** 01-04
4000K - CRI 97 - Complete with dimmer					
• 37W	3600	40,2W	2772	10°	**QG58** 01-04
• 37W	3600	40,2W	2799	18°	**QG59** 01-04
• 37W	3600	40,2W	2803	28°	**QG60** 01-04
• 37W	3600	40,2W	2841	42°	**QG61** 01-04
3000K - CRI 90 - Complete with dimmer					
10W	850	12,8W	493	4°	**P606** 01-04
37W	4000	40,2W	3080	10°	**MJ98** 01-04
37W	4000	40,2W	3110	18°	**MJ99** 01-04
37W	4000	40,2W	3115	28°	**MK00** 01-04
37W	4000	40,2W	3157	42°	**MK01** 01-04
3000K - CRI 97 - Complete with dimmer					
• 37W	3500	40,2W	2695	10°	**QG62** 01-04
• 37W	3500	40,2W	2722	18°	**QG63** 01-04
• 37W	3500	40,2W	2725	28°	**QG64** 01-04
• 37W	3500	40,2W	2763	42°	**QG65** 01-04
4000K - CRI 80 - DALI					
29W	4000	33,4W	3080	10°	**P224** 01-04
29W	4000	33,4W	3110	18°	**P225** 01-04
29W	4000	33,4W	3115	28°	**P226** 01-04
29W	4000	33,4W	3157	42°	**P227** 01-04
4000K - CRI 97 - DALI					
• 37W	3600	41,7W	2772	10°	**QG66** 01-04
• 37W	3600	41,7W	2799	18°	**QG67** 01-04
• 37W	3600	41,7W	2803	28°	**QG68** 01-04
• 37W	3600	41,7W	2841	42°	**QG69** 01-04
3000K - CRI 90 - DALI					
10W	850	12,8W	493	4°	**P607** 01-04
37W	4000	41,7W	3080	10°	**P232** 01-04
37W	4000	41,7W	3110	18°	**P233** 01-04
37W	4000	41,7W	3115	28°	**P234** 01-04
37W	4000	41,7W	3157	42°	**P235** 01-04
3000K - CRI 97 - DALI					
• 37W	3500	41,7W	2695	10°	**QG70** 01-04
• 37W	3500	41,7W	2722	18°	**QG71** 01-04
• 37W	3500	41,7W	2725	28°	**QG72** 01-04
• 37W	3500	41,7W	2763	42°	**QG73** 01-04

P606, P607: Opti Beam Lens



01
WHITE



04
BLACK



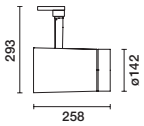

source W	lm	system W	lm	optic	code colour
LED					
4000K - CRI 80					
54W	8000	**59,5W**	**6230**	**16°**	**MK18** 01-04
54W	8000	**59,5W**	**6390**	**30°**	**MK19** 01-04
54W	8000	**59,5W**	**6235**	**48°**	**MK20** 01-04
3000K - CRI 90					
54W	6700	**59,5W**	**5217**	**16°**	**MK26** 01-04
54W	6700	**59,5W**	**5351**	**30°**	**MK27** 01-04
54W	6700	**59,5W**	**5222**	**48°**	**MK28** 01-04
4000K - CRI 80 - DALI					
51W	8000	**56,4W**	**6230**	**16°**	**P236** 01-04
51W	8000	**56,4W**	**6390**	**30°**	**P237** 01-04
51W	8000	**56,4W**	**6235**	**48°**	**P238** 01-04
3000K - CRI 90 - DALI					
51W	6700	**56,4W**	**5217**	**16°**	**P242** 01-04
51W	6700	**56,4W**	**5351**	**30°**	**P243** 01-04
51W	6700	**56,4W**	**5222**	**48°**	**P244** 01-04
LED					
3000K - CRI 97					
19W	1390	**23,1W**	**1070**	**6°**	**N212** 01-04
3000K - CRI 95 - DALI					
19W	1500	**22,7W**	**1155**	**6°**	**P947** 01-04



Venice Biennial, Italy
16th International Architecture Exhibition
'Archipelago Italy'
Curator: Mario Cucinella
Photo: Urban Reports

Palco

Accessories

Optical accessories	ø82 code	ø82 colour	ø86 code	ø86 colour	ø102 code	ø102 colour	ø122 code	ø122 colour	ø142 code	ø142 colour
Opti Beam Refractor										
medium	---	---	**MY47**	24	**MY47**	24	**MZ75**	24	---	---
flood	---	---	**MY48**	24	**MY48**	24	**MZ76**	24	---	---
wide flood	---	---	**MY49**	24	**MY49**	24	**MZ77**	24	---	---
Interchangeable reflectors for LED C.o.B.										
spot	---	---	---	---	**MXW5**	12	**MX90**	12	---	---
medium	---	---	**MZ59**	12	**MXW6**	12	**MX91**	12	**MXA6**	12
flood	---	---	**MZ60**	12	**MXW7**	12	**MX92**	12	**MXA7**	12
wide flood	---	---	**MZ61**	12	**MXW8**	12	**MX93**	12	**MXA8**	12
Honeycomb louvre	**MZ81**	04	**MY38**	04	**MXF0** 04 For Beam Reflector **MY90** 04 for Opti Beam Lens		**MY91** 04 for Opti Beam Lens **MXF1** 04 for Opti Beam Reflector		**MXF2**	04
"Soft Lens" filter	---	---	**MY46**	24 for Opti Beam Reflector	**MXD8**	24 for Opti Beam Reflector	**MXD9**	24 for Opti Beam Reflector	**MXE0**	24 for Opti Beam Reflector
diffuser glass	**MY23**	65	---	---	---	---	---	---	---	---
Refractor for elliptical distribution	---	---	**MXV1**	24	**MY34**	24 for Opti Beam Lens	**MY35**	24 for Opti Beam Lens	---	---
medium	**MY24**	24	---	---	**MXB7**	24	**MXB8**	24	**MXB9**	24
extensive	---	---	---	---	**MXC0**	24	**MXC1**	24	**MXC2**	24
Cylindrical screen	**MZ55**	04-47	**MZ57**	04-47	**MXF3**	04-47	**MXF4**	04-47	**MXF5**	04-47
Horizontal directional fins	**MZ56**	04	**MZ58**	04	**MXF6**	04	**MXF7**	04	**MXF8**	04

Mounting accessories	ø82 code	ø82 colour	ø86 code	ø86 colour	ø102 code	ø102 colour	ø122 code	ø122 colour	ø142 code	ø142 colour
Ceiling base	---	---	---	---	**MXZ2**	01-04	**MXZ2**	01-04	---	---
Recessed base Hole for installation 108 mm	---	---	---	---	**MXZ3**	01-04	**MXZ3**	01-04	---	---
Casing for adapter IP40	---	---	---	---	**MXZ5**	01-04	**MXZ5**	01-04	**MXZ5**	01-04
Adapter reinforcement (wall installation)	---	---	---	---	**X208**	01-04	**X208**	01-04	---	---

Homo Faber 2018 Best of Europe "Sala degli Arazzi" – Venice, Italia
Curators: Jean Blanchaert & Stefano Boeri
Project & Designer : Stefano Boeri
Photo: Alessandra Chemollo © Michelangelo Foundation


pinterest.com/iguzzini

Palco
Wall Washer

design Artec3 Studio





ø 86



ø 102



ø 122



ø 142

Explore and interact with products in 3D.
thelightexperience.iguzzini.com

DALI | High CRI | IP40

- Installation on Mains Voltage track and on ceiling with power strip.
- In die-cast aluminium and thermoplastic material.
- 90° angle on horizontal plant and 360° rotation around the vertical axis with mechanical aiming lock.
- Complete with asymmetrical Wall Washer screen to achieve uniform wall washing effect from top to bottom.
- Super-pure mirror-finish aluminium reflector with special facets to improve distribution of the light beam (Opti Beam).
- Passive heat dissipation.

Optics

The innovative wall washer optic (patented) was designed to ensure uniform lighting of walls, from the highest to the lowest points, as well as avoiding shadow areas in zones near the ceiling.



WW

Correct installation

Correct installation distances to achieve uniform lighting of the walls.

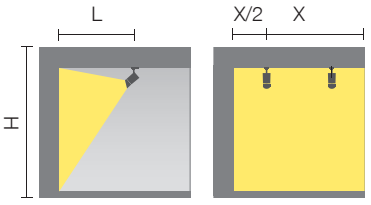

Version (mm)	L (m)	H (m)	X (m)	X/2 (m)
ø 89 mm	1,0	2,7	0,7	0,35
ø 102 mm	1,0	2,7	0,9	0,45
ø 122 & ø 142 mm	1,0	2,7	1,0	0,5




01 WHITE 04 BLACK

iguzzini.com code finder / download design files / save and organize favorites

new
Available



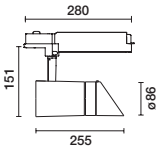

source W	lm	system W	lm	optic	code colour
LED					
4000K - CRI 80 - Push Dim					
20W	3050	**24,3W**	**1251**	**WW**	**Q678** 01-04
3000K - CRI 90 - Push Dim					
27W	3150	**31,3W**	**1292**	**WW**	**Q679** 01-04
4000K - CRI 80 - DALI					
20W	3050	**24,3W**	**1251**	**WW**	**Q680** 01-04
3000K - CRI 90 - DALI					
27W	3150	**31,3W**	**1292**	**WW**	**Q681** 01-04

new



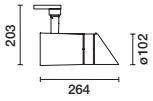

source W	lm	system W	lm	optic	code colour
LED					
4000K - CRI 80 - Complete with dimmer					
24W	3000	**27,5W**	**1131**	**WW**	**P211** 01-04
4000K - CRI 97 - Complete with dimmer					
• 26W	2500	**29,6W**	**943**	**WW**	**QG74** 01-04
3000K - CRI 90 - Complete with dimmer					
26W	2700	**29,6W**	**1018**	**WW**	**P212** 01-04
3000K - CRI 97 - Complete with dimmer					
• 26W	2400	**29,6W**	**905**	**WW**	**QG75** 01-04
4000K - CRI 80 - DALI					
24W	3000	**26,4W**	**1131**	**WW**	**P634** 01-04
4000K - CRI 97 - DALI					
• 26W	2500	**28,5W**	**943**	**WW**	**QG76** 01-04
3000K - CRI 90 - DALI					
26W	2700	**28,5W**	**1018**	**WW**	**P635** 01-04
3000K - CRI 97 - DALI					
• 26W	2400	**28,5W**	**905**	**WW**	**QG77** 01-04

new



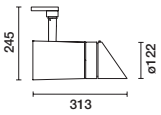

source W	lm	system W	lm	optic	code colour
LED					
4000K - CRI 80 - Complete with dimmer					
29W	4000	**31,3W**	**1640**	**WW**	**MR61** 01-04
4000K - CRI 97 - Complete with dimmer					
• 37W	3600	**40,2W**	**1476**	**WW**	**QG78** 01-04
3000K - CRI 90 - Complete with dimmer					
37W	4000	**40,2W**	**1640**	**WW**	**MR63** 01-04
3000K - CRI 97 - Complete with dimmer					
• 37W	3500	**40,2W**	**1435**	**WW**	**QG79** 01-04
4000K - CRI 80 - DALI					
29W	4000	**33,4W**	**1640**	**WW**	**P245** 01-04
4000K - CRI 97 - DALI					
• 37W	3600	**41,7W**	**1476**	**WW**	**QG80** 01-04
3000K - CRI 90 - DALI					
37W	4000	**41,7W**	**1640**	**WW**	**P247** 01-04
3000K - CRI 97 - DALI					
• 37W	3500	**41,7W**	**1435**	**WW**	**QG81** 01-04



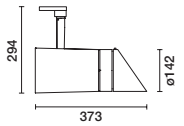

source W	lm	system W	lm	optic	code colour
LED					
4000K - CRI 80					
54W	8000	**59,5W**	**3440**	**WW**	**MR67** 01-04
3000K - CRI 90					
54W	6700	**59,5W**	**2881**	**WW**	**MR69** 01-04
4000K - CRI 80 - DALI					
51W	8000	**56,4W**	**3440**	**WW**	**P248** 01-04
3000K - CRI 90 - DALI					
51W	6700	**56,4W**	**2881**	**WW**	**P250** 01-04



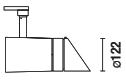

Mounting accessories	code	colour	code	colour
Ceiling base	**MXZ2**	01-04	**MXZ2**	01-04
Recessed base Hole for installation 108 mm	**MXZ3**	01-04	**MXZ3**	01-04
Casing for adapter IP40	**MXZ5**	01-04	**MXZ5**	01-04
Adapter reinforcement (wall installation)	**X208**	01-04	**X208**	01-04

Palco
Framer

design Artec3 Studio





ø 37



ø 90



ø 115

Explore and interact with products in 3D.
thelightexperience.iguzzini.com

NEW DALI High CRI Shape & Twist IP20

- Track Mounted - Mains Voltage
- Made of die-cast aluminium.
- 360° rotation around the vertical axis and +10° -90° angle on horizontal plane with mechanical aiming lock.
- Framers equipped with a metal gobo
- Sizes ø 37 and ø 90: the external metal fins are used to adjust and shape the light beam; the optical group can be rotated by 360° in relation to the optical axis. for the ø37 framer, the magnetic coupling system simplifies adjustment and maintenance operations
- for the ø 115 framer, the internal metal fins are used to adjust and shape the light beam;
- Pointing, focusing and routine maintenance operations can be carried out without the need to use tools.
- All framers are supplied with alternative metal gobos to create circular shapes with different diameters
- Technical and professional accessories designed to expand the spectrum of use of the framers are also available



Free of stray light



Removable accessory support (small body)



Mechanical lock and graduated scale

Shape & Twist



Precision adjustment by rotating the body without having to open the product - Shape

Directional fins for manual adjustment of shapes (three- and four-sided) - Twist

Focusing

Lighting values - ø 37



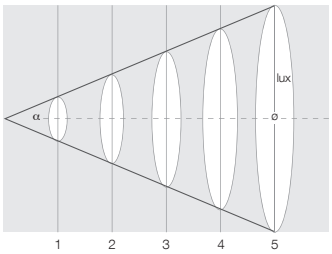

m	ø 37 (ø=5)	
	ø	lux
1	0,17	1600,35
2	0,34	400,09
3	0,51	177,82
4	0,69	100,02
5	0,86	64,01

v	ø 37 (ø=10)	
	ø	lux
1	0,34	1684,14
2	0,68	421,03
3	1,02	187,13
4	1,36	105,26
5	1,70	67,37



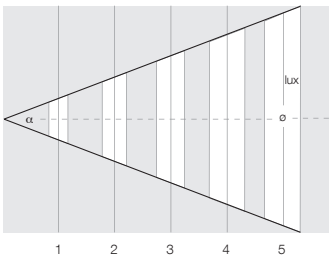

m	ø 37	
	L	lux
1	0,36	1606,79
2	0,72	401,70
3	1,08	178,53
4	1,44	100,42
5	1,80	64,27

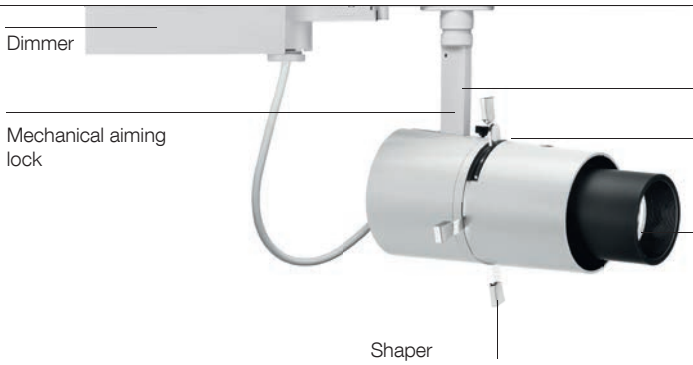

Dimmer

Mechanical aiming lock

360° rotation around vertical axis

360° rotation around optical axis

Focusing

Shaper

Lighting values - ø 90



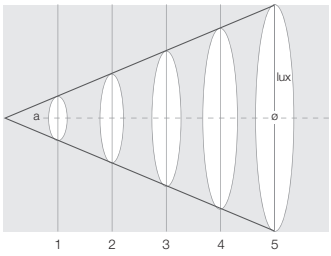

m	**ø 30** (α =19)		**ø 40** (α =26)	
	ø	lux	ø	lux
1	0,41	4745	0,45	5936
2	0,68	1708	0,91	1484
3	1,02	759	1,36	668
4	1,36	427	1,82	371
5	1,70	273	2,27	237

Accessories

Iris

This accessory is used to create variable circular light beam measurements.



Photometric data refer to the Metal gobo (ø 30 and ø 40) supplied with the luminaire.

Palco
Framer

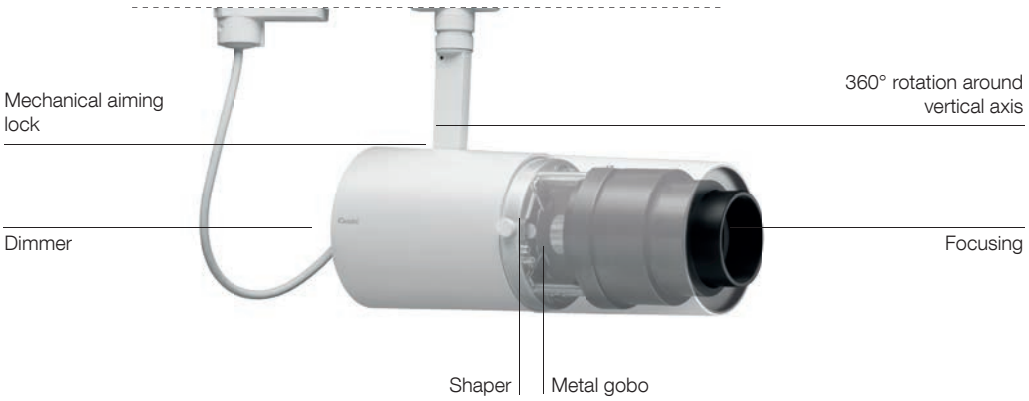

Lighting values - ø 115



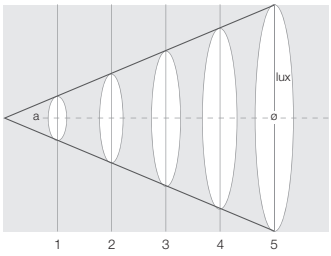

m	ø 30 (α =19)		ø 40 (α =26)	
	ø	lux	ø	lux
1	0,34	8072	0,45	6366
2	0,68	2018	0,91	1717
3	1,02	837	1,36	763
4	1,36	504	1,82	429
5	1,70	323	2,27	275

Accessories

Metal gobo
Available in two different diameters; integrated with the product to create circular shapes.





Shaper
Integrated into the product to create square or rectangular variable-side geometries.





Slide
The accessory allows slides to be used.





Customised Gobo
Ideal for projecting wording, logos or custom images on to walls (on request).







01
WHITE



04
BLACK

iguzzini.com code finder / download design files / save and organize favorites

new
Available from April



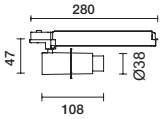

source W	lm	system W	lm	code colour
LED				
3000K - CRI 90 - Push Dim				
7W	620	-	-	**QP47** 01-04
2700K - CRI 90 - Push Dim				
7W	590	-	-	**QP48** 01-04
3000K - CRI 90 - DALI				
7W	620	-	-	**QP49** 01-04
2700K - CRI 90 - DALI				
7W	590	-	-	**QP50** 01-04

Complete with Metal gobo and Shaper



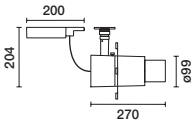

source W	lm	system W	lm	code colour
LED				
3000K - CRI 97 - Complete with dimmer				
21W	2200	**24,4W**	**528**	**Q744** 01-04
3000K - CRI 97 - DALI				
21W	2200	**24,2W**	**528**	**Q745** 01-04

Complete with ø 30 - ø 40 mm Metal gobo and Shaper



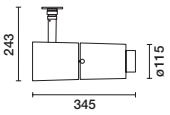

source W	lm	system W	lm	code colour
LED				
3000K - CRI 97 - Complete with dimmer				
30W	3000	**32,8W**	**840**	**MR98** 01-04
3000K - CRI 97 - DALI				
30W	3000	**35W**	**840**	**P252** 01-04

Complete with ø 30 - ø 40 mm Metal gobo and Shaper

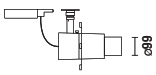

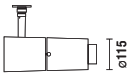

Optical accessories	code	colour	code	colour
 Iris	**MXJ2**	00	**---**	---
 Support complete with iris	**---**	---	**MXQ1**	00
 Slide support 24x36	**---**	---	**MXQ0**	00

Le Perroquet

Awards
IF Design Award 2001
ADI Design Index 2001
Compasso d'Oro Menzione d'Onore 2001

design Piano Design





ø 89



ø 156



Track suspension



Suspension with power strip



wall/ceiling-mounted

Explore and interact with products in 3D.
thelightexperience.iguzzini.com



- Installation on Mains Voltage track and on ceiling with power strip.
- In die-cast aluminium and thermoplastic material.
- High visual comfort.
- 90° angle on horizontal plant and 360° rotation around the vertical axis with mechanical aiming lock.
- Systems with a dimmable electronic transformer are built using IGBT technology.
- Suspension versions having cables fitted with a creep adjustment system.
- C.o.B. LED Versions with passive dissipation.
- Complete with safety glass.

Optics



S
α 14°

F
α 36°

WF
α 48°

E *

*Elliptical optics are obtained by installing the specific accessory.



01 WHITE | 74 GREY/BLACK | 15 GREY

Accessories
The accessories allow the features of the lighting produced by the single luminaire to be altered, for highly professional lighting effects.



iguzzini.com code finder / download design files / save and organize favorites



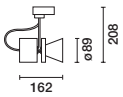

W	code colour
Electronic complete with dimmer	
QR-CBC 51 (GU5,3) **- LED** (GU5,3)	
Electronic - Complete with dimmer	
50W (QR-CBC 51)	**4870** 01-74
8W (LED)	

Compatible with Decostar IRC OSRAM



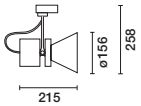

source		system			
W	lm	W	lm	optic	code colour
LED					
4000K - CRI 80 - Complete with dimmer					
23W	3400	**25,3W**	**2643**	**14°**	**MR19** 01-74
20W	3400	**23,9W**	**2514**	**36°**	**MR20** 01-74
20W	3400	**23,9W**	**2479**	**48°**	**MR21** 01-74
3000K - CRI 90 - Complete with dimmer					
29W	3300	**31W**	**2565**	**14°**	**MR25** 01-74
25W	3300	**28,9W**	**2440**	**36°**	**MR26** 01-74
25W	3300	**28,9W**	**2406**	**48°**	**MR27** 01-74
4000K - CRI 80 - DALI					
23W	3400	**26,4W**	**2643**	**14°**	**P253** 01-74
21W	3400	**23,7W**	**2514**	**36°**	**P254** 01-74
21W	3400	**23,7W**	**2479**	**48°**	**P255** 01-74
3000K - CRI 90 - DALI					
29W	3300	**33,3W**	**2565**	**14°**	**P259** 01-74
25W	3300	**28,7W**	**2440**	**36°**	**P260** 01-74
25W	3300	**28,7W**	**2406**	**48°**	**P261** 01-74

DALI spotlights are provided with a special adapter and are only compatible with iGuzzini DALI tracks.

wall/ceiling-mounted



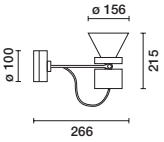

source		system			
W	lm	W	lm	optic	code colour
complete with dimmer					
LED					
4000K - CRI 80 - Complete with dimmer					
23W	3400	**25,3W**	**2643**	**14°**	**MR01** 01-15
20W	3400	**23,9W**	**2514**	**36°**	**MR02** 01-15
20W	3400	**23,9W**	**2479**	**48°**	**MR03** 01-15
3000K - CRI 90 - Complete with dimmer					
29W	3300	**31W**	**2565**	**14°**	**MR07** 01-15
25W	3300	**28,9W**	**2440**	**36°**	**MR08** 01-15
25W	3300	**28,9W**	**2406**	**48°**	**MR09** 01-15

Le Perroquet



01
WHITE



74
GREY/BLACK

iguzzini.com code finder / download design files / save and organize favorites



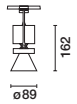

W	code colour
Track	
QR-CBC 51 (GU5,3) **- LED** (GU5,3)	
Electronic - Complete with dimmer	
50W (QR-CBC 51)	**3231** 01-74
8W (LED)	

Complete with suspension cables L=2000 (h max 2257), track adapter and power cable
Compatible with Decostar IRC OSRAM



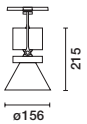

source		system			
W	lm	W	lm	optic	code colour
Track					
LED					
4000K - CRI 80 - Complete with dimmer					
23W	3400	**25,3W**	**2643**	**14°**	**MP88** 01-74
20W	3400	**23,9W**	**2514**	**36°**	**MP89** 01-74
20W	3400	**23,9W**	**2479**	**48°**	**MP90** 01-74
3000K - CRI 90 - Complete with dimmer					
29W	3300	**31W**	**2565**	**14°**	**MP94** 01-74
25W	3300	**28,9W**	**2440**	**36°**	**MP95** 01-74
25W	3300	**28,9W**	**2406**	**48°**	**MP96** 01-74

Complete with suspension cables L=2000 (h max 2313), track adapter and power cable.
DALI spotlights are provided with a special adapter and are only compatible with iGuzzini DALI tracks.

Suspension with base



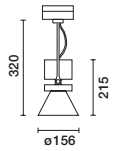

source		system			
W	lm	W	lm	optic	code colour
Mounting base					
LED					
4000K - CRI 80 - Complete with dimmer					
23W	3400	**25,3W**	**2643**	**14°**	**MP70** 15
20W	3400	**23,9W**	**2514**	**36°**	**MP71** 15
20W	3400	**23,9W**	**2479**	**48°**	**MP72** 15
3000K - CRI 90 - Complete with dimmer					
29W	3300	**31W**	**2565**	**14°**	**MP76** 15
25W	3300	**28,9W**	**2440**	**36°**	**MP77** 15
25W	3300	**28,9W**	**2406**	**48°**	**MP78** 15

Complete with suspension cables L=2000 (h max 2216), base and power supply cable.





W	code colour
Mounting base	
QR-CBC 51 (GU5,3) **- LED** (GU5,3)	
Electronic - Complete with dimmer	
50W (QR-CBC 51)	**3151** 15
8W (LED)	

Complete with suspension cables L=2000 (h max 2216), base and power supply cable
Compatible with Decostar IRC OSRAM.







Optical accessories	code	colour	code	colour	code	colour
Refractor for elliptical distribution	**9538**	24	**9539**	24	**---**	---
Coloured filters	**9536** **9536**	05-06-09 24	**---**	---	**---**	---
IR filter	**9541**	24	**---**	---	**---**	---
45° cylindrical	**9532**	01-15	**9533**	01-15	**---**	---
Horizontal directional fins	**9528**	04	**9529**	04	**---**	---

Technical information may change alongside technological progress. Consult iguzzini.com for ongoing updates.


ø89


ø156


ø162

Mounting accessories	code	colour	code	colour	code	colour
Ceiling base	**MXZ2**	01-04	**MXZ2**	01-04	**---**	---
Recessed base Hole for installation 108 mm	**MXZ3**	01-04	**MXZ3**	01-04	**---**	---
Casing for adapter IP40	**MXZ5**	01-04	**MXZ5**	01-04	**---**	---
Adapter reinforcement (wall installation)	**X208**	01-04	**X208**	01-04	**---**	---



Stavros Niarchos Foundation
Cultural Centre - Athens, Greece
Architectural project:
Renzo Piano Building Workshop
Local Architect : Betaplan
Lighting Project: Arup
Photo: Michel Denancé

Page 254-253
Michelangelo's "Pietà" in St. Peter's, Vatican City
Client: Fabbrica di San Pietro in Vaticano
Lighting Project: Rossi Bianchi Lighting Design
Photo: iGuzzini archives, courtesy of Fabbrica di San Pietro in Vaticano



pinterest.com/iguzzini



Front Light





ø 92



ø 116



ø 140



Track suspension

Explore and interact with products in 3D.
thelightexperience.iguzzini.com

DALI | High CRI | Opti Beam | mm | IP40

- Installation on Mains Voltage track and on ceiling with power strip.
- In die-cast aluminium and thermoplastic material.
- Opti Beam interchangeable reflectors and refractors with high lighting efficiency and uniform distribution.
- High visual comfort.
- 90° angle on horizontal plant and 360° rotation around the vertical axis with mechanical aiming lock.
- Systems with a dimmable electronic transformer are built using IGBT technology.
- C.o.B. LED Versions with passive dissipation.
- Complete with safety glass.



Opti Beam Lens
(Super Spot optics)

Optics



SS
α 4°

S
α 12°-16°

F
α 30°-32°

WF
α 42°
48°-56°



01
WHITE



04
BLACK

Accessories

Opti Beam Reflector

The lenticular surface of the reflectors helps improve light distribution without affecting optical performance and therefore the efficiency of the luminaires.

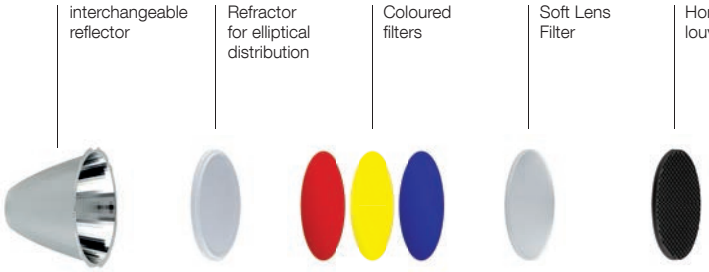

Opti Beam Lens

Two lenses in one, two innovations in a single lens. Maximum visual comfort ensured by a spill-ring inside the lens.

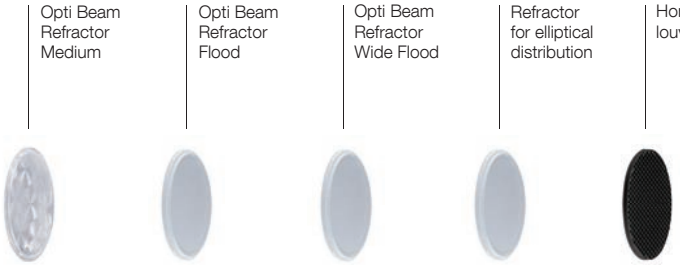

iguzzini.com code finder / download design files / save and organize favorites

new
Available

new



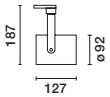

source W	source lm	system W	system lm	optic	code colour
LED					
4000K - CRI 80					
14W	2150	**15,4W**	**1676**	**16°**	**N285** 01-04
14W	2150	**15,4W**	**1716**	**32°**	**N286** 01-04
14W	2150	**15,4W**	**1697**	**56°**	**N287** 01-04
3000K - CRI 80					
14W	2100	**15,4W**	**1637**	**16°**	**N288** 01-04
14W	2100	**15,4W**	**1676**	**32°**	**N289** 01-04
14W	2100	**15,4W**	**1658**	**56°**	**N290** 01-04
3000K - CRI 90					
5,7W	510	**8,5W**	**275**	**8°**	**P602** 01-04
14W	1700	**15,4W**	**1326**	**16°**	**N291** 01-04
14W	1700	**15,4W**	**1357**	**32°**	**N292** 01-04
14W	1700	**15,4W**	**1342**	**56°**	**N293** 01-04
4000K - CRI 80 - DALI					
• 14W	2150	**17W**	**1676**	**16°**	**QH23** 01-04
• 14W	2150	**17W**	**1716**	**32°**	**QH24** 01-04
• 14W	2150	**17W**	**1697**	**56°**	**QH25** 01-04
3000K - CRI 80 - DALI					
• 14W	2100	**17W**	**1637**	**16°**	**QH26** 01-04
• 14W	2100	**17W**	**1676**	**32°**	**QH27** 01-04
• 14W	2100	**17W**	**1658**	**56°**	**QH28** 01-04
3000K - CRI 90 - DALI					
• 14W	1700	**17W**	**918**	**8°**	**QH32** 01-04
• 5,6W	510	**8,8W**	**398**	**16°**	**QH29** 01-04
• 14W	1700	**17W**	**1357**	**32°**	**QH30** 01-04
• 14W	1700	**17W**	**1342**	**56°**	**QH31** 01-04

P602: Opti Beam Lens

new



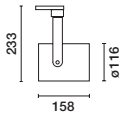

source W	source lm	system W	system lm	optic	code colour
LED					
4000K - CRI 80					
21W	3100	**23,2W**	**2420**	**12°**	**MK95** 01-04
21W	3100	**23,2W**	**2382**	**30°**	**MK96** 01-04
21W	3100	**23,2W**	**2477**	**42°**	**MK97** 01-04
3000K - CRI 80					
21W	3000	**23,2W**	**2342**	**12°**	**MK98** 01-04
21W	3000	**23,2W**	**2305**	**30°**	**MK99** 01-04
21W	3000	**23,2W**	**2397**	**42°**	**ML00** 01-04
3000K - CRI 90					
10W	810	**12,8W**	**470**	**4°**	**P603** 01-04
28W	3000	**30,2W**	**2342**	**12°**	**MN52** 01-04
28W	3000	**30,2W**	**2305**	**30°**	**MN53** 01-04
28W	3000	**30,2W**	**2397**	**42°**	**MN54** 01-04
4000K - CRI 80 - DALI					
• 21W	3100	**24W**	**2420**	**12°**	**QH34** 01-04
• 21W	3100	**24W**	**2382**	**30°**	**QH36** 01-04
• 21W	3100	**24W**	**2477**	**42°**	**QH38** 01-04
3000K - CRI 80 - DALI					
• 21W	3000	**24W**	**2342**	**12°**	**QH40** 01-04
• 21W	3000	**24W**	**2305**	**30°**	**QH42** 01-04
• 21W	3000	**24W**	**2397**	**42°**	**QH44** 01-04
3000K - CRI 90 - DALI					
• 10W	800	**13,7W**	**464**	**4°**	**QH45** 01-04
• 28W	3000	**30,8W**	**2342**	**12°**	**QH47** 01-04
• 28W	3000	**30,8W**	**2305**	**30°**	**QH49** 01-04
• 28W	3000	**30,8W**	**2397**	**42°**	**QH51** 01-04

P603: Opti Beam Lens

Front Light



01
WHITE



04
BLACK

iguzzini.com code finder / download design files / save and organize favorites

new
Available

new



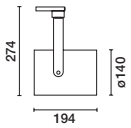

source W	source lm	system W	system lm	optic	code colour
LED					
4000K - CRI 80					
32W	5100	34,5W	4022	16°	**MK82** 01-04
46W	6900	50,3W	5451	16°	**P087** 01-04
32W	5100	34,5W	4020	30°	**MK83** 01-04
46W	6900	50,3W	5439	32°	**P088** 01-04
32W	5100	34,5W	4024	48°	**MK84** 01-04
46W	6900	50,3W	5445	48°	**P089** 01-04
3000K - CRI 80					
33W	5050	35,5W	3983	16°	**MK85** 01-04
46W	6700	50,3W	5293	16°	**P090** 01-04
33W	5050	35,5W	3981	30°	**MK86** 01-04
46W	6700	50,3W	5282	32°	**P091** 01-04
33W	5050	35,5W	3985	48°	**MK87** 01-04
46W	6700	50,3W	5287	48°	**P092** 01-04
3000K - CRI 90					
41W	5000	44,1W	3944	16°	**MN55** 01-04
41W	5000	44,1W	3942	30°	**MN56** 01-04
41W	5000	44,1W	3946	48°	**MN57** 01-04

new



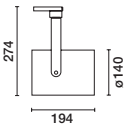

source W	source lm	system W	system lm	optic	code colour
LED					
4000K - CRI 80 - DALI					
• 32W	5100	35,6W	4022	16°	**QH52** 01-04
• 46W	6900	50,4W	5451	16°	**QH53** 01-04
• 32W	5100	35,6W	4020	30°	**QH54** 01-04
• 46W	6900	50,4W	5439	32°	**QH55** 01-04
• 32W	5100	35,6W	4024	48°	**QH56** 01-04
• 46W	6900	50,4W	5445	48°	**QH57** 01-04
3000K - CRI 80 - DALI					
• 33W	5050	36,7W	3983	16°	**QH58** 01-04
• 46W	6700	50,4W	5293	16°	**QH59** 01-04
• 33W	5050	36,7W	3981	30°	**QH60** 01-04
• 46W	6700	50,4W	5282	32°	**QH61** 01-04
• 33W	5050	36,7W	3985	48°	**QH62** 01-04
• 46W	6700	50,4W	5287	48°	**QH63** 01-04
3000K - CRI 90 - DALI					
• 41W	5000	50W	3944	16°	**QH64** 01-04
• 41W	5000	50W	3942	30°	**QH65** 01-04
• 41W	5000	50W	3946	48°	**QH66** 01-04



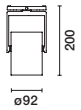

source W	source lm	system W	system lm	optic	code colour
LED					
3000K - CRI 90					
14W	1700	15,4W	1326	16°	**N273** 01-04
14W	1700	15,4W	1357	32°	**N274** 01-04
14W	1700	15,4W	1342	56°	**N275** 01-04
3000K - CRI 90 - DALI					
• 14W	1700	17W	1325	16°	**QH67** 01-04
• 14W	1700	17W	1357	32°	**QH68** 01-04
• 14W	1700	17W	1342	56°	**QH69** 01-04

new



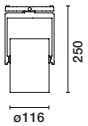

source W	source lm	system W	system lm	optic	code colour
LED					
3000K - CRI 90					
28W	3000	30,2W	2342	12°	**N279** 01-04
28W	3000	30,2W	2305	30°	**N280** 01-04
28W	3000	30,2W	2397	42°	**N281** 01-04
3000K - CRI 90 - DALI					
• 28W	3000	30,8W	2342	12°	**QH73** 01-04
• 28W	3000	30,8W	2305	30°	**QH71** 01-04
• 28W	3000	30,8W	2397	42°	**QH75** 01-04

new



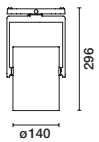

source W	source lm	system W	system lm	optic	code colour
LED					
3000K - CRI 90					
41W	5000	44,1W	3944	16°	**N282** 01-04
41W	5000	44,1W	3942	30°	**N283** 01-04
41W	5000	44,1W	3946	48°	**N284** 01-04
4000K - CRI 80					
46W	6900	50,3W	5451	16°	**P093** 01-04
46W	6900	50,3W	5439	32°	**P094** 01-04
46W	6900	50,3W	5445	48°	**P095** 01-04
3000K - CRI 80					
46W	6700	50,3W	5293	16°	**P096** 01-04
46W	6700	50,3W	5282	32°	**P097** 01-04
46W	6700	50,3W	5287	48°	**P098** 01-04

new



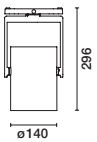

source W	source lm	system W	system lm	optic	code colour
LED					
4000K - CRI 80 - DALI					
• 46W	6900	50,4W	5451	16°	**QH76** 01-04
• 46W	6900	50,4W	5439	32°	**QH77** 01-04
• 46W	6900	50,4W	5445	48°	**QH78** 01-04
3000K - CRI 80 - DALI					
• 46W	6700	50,4W	5293	16°	**QH79** 01-04
• 46W	6700	50,4W	5282	32°	**QH80** 01-04
• 46W	6700	50,4W	5287	48°	**QH81** 01-04
3000K - CRI 90 - DALI					
• 41W	5000	50W	3944	16°	**QH82** 01-04
• 41W	5000	50W	3942	30°	**QH83** 01-04
• 41W	5000	50W	3946	48°	**QH84** 01-04

Technical information may change alongside technological progress. Consult iguzzini.com for ongoing updates.

Optical accessories		ø92 code	colour	ø116 code	colour	ø140 code	colour
	Opti Beam Refractor						
	medium	**MY47**	24	**MZ75**	24	**---**	---
	flood	**MY48**	24	**MZ76**	24	**---**	---
	wide flood	**MY49**	24	**MZ77**	24	**---**	---
	Interchangeable reflectors for LED C.o.B.						
	spot	**MXV2**	12	**MX90**	12	**---**	---
	medium	**---**	---	**---**	---	**MXA6**	12
	flood	**MXV3**	12	**MX92**	12	**MXA7**	12
	wide flood	**MXV4**	12	**MX93**	12	**MXA8**	12
	Honeycomb louvre	**MY90** 04 for Opti Beam Lens		**MWY8** 04 for Opti Beam Reflector **MY91** 04 for Opti Beam Lens		**MWY9** 04 for Opti Beam Lens	
	"Soft Lens" filter	**---**	---	**MXW3** 24 for Opti Beam Reflector		**MWM6** 24 for Opti Beam Reflector	
	Refractor for elliptical distribution	**MXV1** 24 for Opti Beam Reflector **MY34** 24 for Opti Beam Lens		**MY35** 24 for Opti Beam Lens **MXV6** 24 for Opti Beam Reflector		**---**	---

Mounting accessories		ø92 code	colour	ø116 code	colour	ø140 code	colour
	Ceiling base	**MXZ2**	01-04	**MXZ2**	01-04	**MXZ2**	01-04
	Recessed base Hole for installation 108 mm	**MXZ3**	01-04	**MXZ3**	01-04	**MXZ3**	01-04
	Casing for adapter IP40	**MXZ5**	01-04	**MXZ5**	01-04	**MXZ5**	01-04
	Adapter reinforcement (wall installation)	**X208**	01-04	**X208**	01-04	**X208**	01-04

Tecnica Pro

design Bruno Gecchelin





ø 65



ø 86



ø 120

Explore and interact with products in 3D.
thelightexperience.iguzzini.com



- Mains Voltage track installation plus extruded aluminium channel complete with track; the channel may be installed suspended with cables or stiff rods and on ceiling.
- In die-cast aluminium and thermoplastic material.
- Reflector and refractor in super-pure aluminium ensuring high lighting efficiency and uniform distribution.
- High visual comfort.
- 90° angle on horizontal plant and 360° rotation around the vertical axis with mechanical aiming lock.
- C.o.B. LED Versions with passive dissipation.
- Complete with safety glass.



Opti Beam Lens
(Super Spot optics)

Optics



SS
α 4°

S
α 12°-16°

M
α 18°-20°

F
α 26°-38°

WF
α 40°
48°-54°

E *

*Elliptical optics are obtained by installing the specific accessory.



01
WHITE



04
BLACK

Accessories

Opti Beam Reflector

The lenticular surface of the reflectors helps improve light distribution without affecting optical performance and therefore the efficiency of the luminaires.

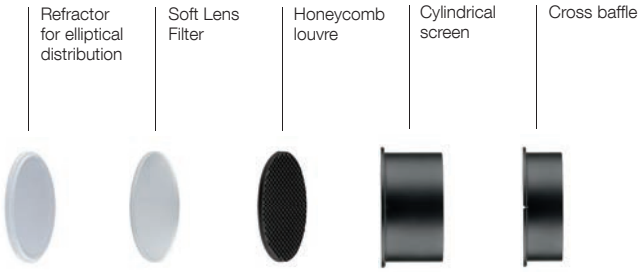

Opti Beam Lens

Two lenses in one, two innovations in a single lens. Maximum visual comfort ensured by a spill-ring inside the lens.



iguzzini.com code finder / download design files / save and organize favorites



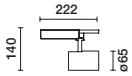

source W	source lm	system W	system lm	optic	code colour
LED					
4000K - CRI 80					
11W	1600	**13W**	**1104**	**16°**	**P654** 01-04
11W	1600	**13W**	**1184**	**26°**	**P655** 01-04
3000K - CRI 90					
14W	1600	**15,9W**	**1104**	**16°**	**P656** 01-04
14W	1600	**15,9W**	**1184**	**26°**	**P657** 01-04
4000K - CRI 80 - DALI					
11W	1600	**12,4W**	**1104**	**16°**	**P658** 01-04
11W	1600	**12,4W**	**1184**	**26°**	**P659** 01-04
3000K - CRI 90 - DALI					
14W	1600	**15,4W**	**1104**	**16°**	**P660** 01-04
14W	1600	**15,4W**	**1184**	**26°**	**P661** 01-04



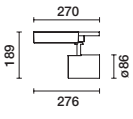

source W	source lm	system W	system lm	optic	code colour
LED					
3000K - CRI 80					
21W	3000	**24,6W**	**2040**	**18°**	**MR90** 01-04
21W	3000	**24,6W**	**2190**	**20°**	**N351** 01-04
21W	3000	**24,6W**	**2247**	**40°**	**N353** 01-04
21W	3000	**24,6W**	**2278**	**54°**	**N355** 01-04
3000K - CRI 90					
5,7W	480	**7,6W**	**269**	**8°**	**P610** 01-04
25W	3000	**29,3W**	**2040**	**18°**	**MR91** 01-04
25W	3000	**29,3W**	**2190**	**20°**	**N352** 01-04
25W	3000	**29,3W**	**2247**	**40°**	**N354** 01-04
25W	3000	**29,3W**	**2278**	**54°**	**N356** 01-04

P610: Opti Beam Lens

Tecnica Pro



01
WHITE



04
BLACK

iguzzini.com code finder / download design files / save and organize favorites



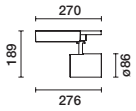

source W	source lm	system W	system lm	optic	code colour
LED					
4000K - CRI 80					
20W	3000	23,9W	2040	18°	**P662** 01-04
20W	3000	23,9W	2190	20°	**P663** 01-04
20W	3000	23,9W	2247	40°	**P664** 01-04
20W	3000	23,9W	2278	54°	**P665** 01-04
4000K - CRI 80 - DALI					
20W	3000	22,7W	2040	18°	**P666** 01-04
20W	3000	22,7W	2190	20°	**P667** 01-04
20W	3000	22,7W	2247	40°	**P668** 01-04
20W	3000	22,7W	2278	54°	**P669** 01-04
3000K - CRI 80 - DALI					
21W	3000	23,4W	2040	18°	**P670** 01-04
21W	3000	23,4W	2190	20°	**P671** 01-04
21W	3000	23,4W	2247	40°	**P672** 01-04
21W	3000	23,4W	2278	54°	**P673** 01-04
3000K - CRI 90 - DALI					
25W	3000	28,3W	2040	18°	**P674** 01-04
25W	3000	28,3W	2190	20°	**P675** 01-04
25W	3000	28,3W	2247	40°	**P676** 01-04
25W	3000	28,3W	2278	54°	**P677** 01-04



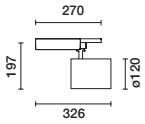

source W	source lm	system W	system lm	optic	code colour
LED					
4000K - CRI 80					
29W	4000	32,2W	2920	12°	**P678** 01-04
32W	5000	35,6W	3450	20°	**P679** 01-04
32W	5000	35,6W	3945	38°	**P680** 01-04
32W	5000	35,6W	3796	48°	**P681** 01-04
3000K - CRI 80					
30W	4000	33,4W	2920	12°	**P682** 01-04
33W	5000	36,8W	3450	20°	**P683** 01-04
33W	5000	36,8W	3945	38°	**P684** 01-04
33W	5000	36,8W	3796	48°	**P685** 01-04
3000K - CRI 90					
10W	760	13,1W	418	4°	**P611** 01-04
31W	3500	34,4W	2555	12°	**P686** 01-04
41W	5000	44,8W	3450	20°	**P687** 01-04
41W	5000	44,8W	3945	38°	**P688** 01-04
41W	5000	44,8W	3796	48°	**P689** 01-04
4000K - CRI 80 - DALI					
29W	4000	32,1W	2920	12°	**P690** 01-04
32W	5000	35,2W	3450	20°	**P691** 01-04
32W	5000	35,2W	3945	38°	**P692** 01-04
32W	5000	35,2W	3796	48°	**P693** 01-04
3000K - CRI 80 - DALI					
30W	4000	33,1W	2920	12°	**P694** 01-04
33W	5000	36,2W	3450	20°	**P695** 01-04
33W	5000	36,2W	3945	38°	**P696** 01-04
33W	5000	36,2W	3796	48°	**P697** 01-04
3000K - CRI 90 - DALI					
31W	3500	34W	2555	12°	**P698** 01-04
33W	4400	35,7W	3036	20°	**P699** 01-04
33W	4400	35,7W	3471	38°	**P700** 01-04
33W	4400	35,7W	3341	48°	**P701** 01-04

P611: Opti Beam Lens

Optical accessories	 ø65 code	colour	 ø86 code	colour	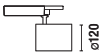 ø120 code	colour
 Opti Beam Refractor						
medium	---	---	**MY47**	24	**MZ75**	24
flood	---	---	**MY48**	24	**MZ76**	24
wide flood	---	---	**MY49**	24	**MZ77**	24
 Honeycomb louvre	---	---	**MY90**	04 for Opti Beam Lens	**MY91**	04 for Opti Beam Lens
 Cross Baffle	**MY52**	04-47	**MY88**	04-47	---	---
 "Soft Lens" filter	**MY51**	24 for Opti Beam Reflector	**MY46**	24 for Opti Beam Reflector	**MWN5**	24 for Opti Beam Reflector
 Refractor for elliptical distribution	**MY45**	24 for Opti Beam Reflector	**MY34**	24 for Opti Beam Lens	**MY35** **MWD6**	24 for Opti Beam Lens 24 for Opti Beam Reflector
 Cylindrical screen	**MY85**	04-47	**MY89**	04-47	---	---

Eataly – Trieste, Italy
Architectural Project: Archea Associati, Arch. Marco Casamonti
Lighting project: Eataly Design
Structural project: Favero & Milan Ingegneria Srl
Plant: StudioTi
Photo: Paolo Carlini

Technical information may change alongside technological progress. Consult iguzzini.com for ongoing updates.

pinterest.com/iguzzini



View

View Opti Linear



SF **WW**



130x110



170x126



210x146

View Opti Beam Lens

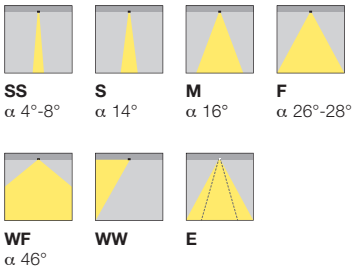

SS α 4°-8° **S** α 14° **M** α 16° **F** α 26°-28°

WF α 46° **WW** **E**



⧄ 126



⧄ 126

View Opti Beam Lens / Track Low Voltage

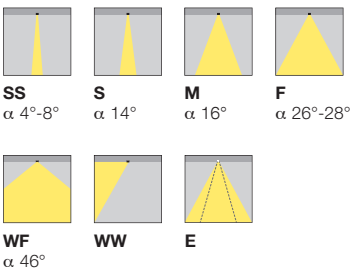

SS α 4°-8° **S** α 14° **M** α 16° **F** α 26°-28°

WF α 46° **WW** **E**



⧄ 126

View Opti Linear

page 266

Ceiling Washer



170x58



210x67

page 270



ø 126



ø 156

page 312



ø 126

View
Opti Linear

Awards
German Design Award 2019
IF Design Award 2017
Red Dot Design Award 2017

design iGuzzini/Arup





110x130



126x170



146x210



170x126



210x146

Explore and interact with products in 3D.
thelightexperience.iguzzini.com

DALI | High CRI | IP20

- Installation on Mains Voltage track and on ceiling with power strip.
- In die-cast aluminium and thermoplastic material.
- Super-pure aluminium optics.
- High visual comfort (when used with related accessories).
- 90° angle on the horizontal plane; 360° rotation around the vertical axis with related mechanical aiming lock.
- Linear PCB LEDs with passive dissipation and high lighting efficiency.
- Complete with safety screen.

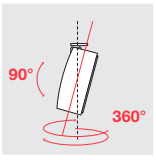

Dual rotation

Optics


SF


WW


Ceiling Washer

Wall Washer Quality

Correct installation distances to achieve uniform lighting of the walls.

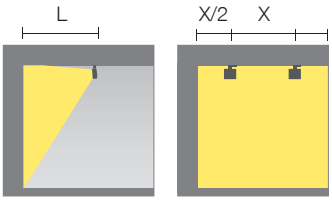

Version (mm)	L (m)	X (m)	X/2 (m)
110x130	1,0	1,0	0,5
126x170	1,0	1,3	0,65
146x210	1,0	1,5	0,75

iguzzini.com code finder / download design files / save and organize favorites



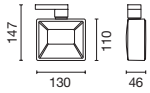

source W	lm	system W	lm	optic	code colour
LED					
4000K - CRI 80					
14W	1700	**17,8W**	**1530**	**82° / 104°**	**P128** 04-47
3000K - CRI 80					
17W	1700	**19,6W**	**1530**	**82° / 104°**	**N983** 04-47
3000K - CRI 90					
17W	1450	**19,6W**	**1305**	**82° / 104°**	**N984** 04-47
4000K - CRI 80 - DALI					
14W	1700	**16,8W**	**1530**	**82° / 104°**	**P636** 04-47
3000K - CRI 80 - DALI					
17W	1700	**19,8W**	**1530**	**82° / 104°**	**P637** 04-47
3000K - CRI 90 - DALI					
17W	1450	**19,8W**	**1305**	**82° / 104°**	**P638** 04-47



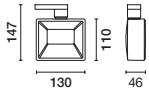

source W	lm	system W	lm	optic	code colour
LED					
4000K - CRI 80					
14W	1700	**17,8W**	**1190**	**WW**	**P007** 04-47
3000K - CRI 80					
17W	1700	**19,6W**	**1190**	**WW**	**P008** 04-47
3000K - CRI 90					
17W	1450	**19,6W**	**1015**	**WW**	**P009** 04-47
4000K - CRI 80 - DALI					
14W	1700	**16,8W**	**1190**	**WW**	**P645** 04-47
3000K - CRI 80 - DALI					
17W	1700	**19,8W**	**1190**	**WW**	**P646** 04-47
3000K - CRI 90 - DALI					
17W	1450	**19,8W**	**1015**	**WW**	**P647** 04-47



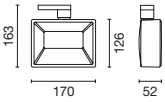

source W	lm	system W	lm	optic	code colour
LED					
4000K - CRI 80					
29W	3450	**33,4W**	**3105**	**80° / 106°**	**N994** 04-47
3000K - CRI 80					
33W	3450	**38,6W**	**3105**	**80° / 106°**	**N995** 04-47
3000K - CRI 90					
33W	2800	**38,6W**	**2520**	**80° / 106°**	**N996** 04-47
4000K - CRI 80 - DALI					
29W	3450	**33,4W**	**3105**	**80° / 106°**	**P639** 04-47
3000K - CRI 80 - DALI					
33W	3450	**38,6W**	**3105**	**80° / 106°**	**P640** 04-47
3000K - CRI 90 - DALI					
33W	2800	**38,6W**	**2520**	**80° / 106°**	**P641** 04-47



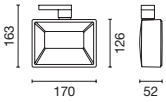

source W	lm	system W	lm	optic	code colour
LED					
4000K - CRI 80					
29W	3450	**33,4W**	**2760**	**WW**	**P019** 04-47
3000K - CRI 80					
33W	3450	**38,6W**	**2760**	**WW**	**P021** 04-47
3000K - CRI 90					
33W	2850	**38,6W**	**2280**	**WW**	**P022** 04-47
4000K - CRI 80 - DALI					
29W	3450	**33,4W**	**2760**	**WW**	**P648** 04-47
3000K - CRI 80 - DALI					
33W	3450	**38,6W**	**2760**	**WW**	**P649** 04-47
3000K - CRI 90 - DALI					
33W	2850	**38,6W**	**2280**	**WW**	**P650** 04-47



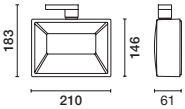

source W	lm	system W	lm	optic	code colour
LED					
4000K - CRI 80					
43W	4500	**48,1W**	**4050**	**80° / 106°**	**P000** 04-47
3000K - CRI 80					
43W	4150	**48,1W**	**3735**	**80° / 106°**	**P002** 04-47
3000K - CRI 90					
43W	3400	**48,1W**	**3060**	**80° / 106°**	**P003** 04-47
4000K - CRI 80 - DALI					
43W	4500	**48,1W**	**4050**	**80° / 106°**	**P642** 04-47
3000K - CRI 80 - DALI					
43W	4150	**48,1W**	**3735**	**80° / 106°**	**P643** 04-47
3000K - CRI 90 - DALI					
43W	3400	**48,1W**	**3060**	**80° / 106°**	**P644** 04-47



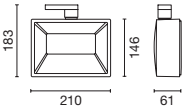

source W	lm	system W	lm	optic	code colour
LED					
4000K - CRI 80					
43W	4550	**48,1W**	**3640**	**WW**	**P026** 04-47
3000K - CRI 80					
43W	4150	**48,1W**	**3320**	**WW**	**P027** 04-47
3000K - CRI 90					
43W	3400	**48,1W**	**2720**	**WW**	**P028** 04-47
4000K - CRI 80 - DALI					
43W	4550	**48,1W**	**3640**	**WW**	**P651** 04-47
3000K - CRI 80 - DALI					
43W	4150	**48,1W**	**3320**	**WW**	**P652** 04-47
3000K - CRI 90 - DALI					
43W	3400	**48,1W**	**2720**	**WW**	**P653** 04-47

View
Opti Linear


47
WHITE/BLACK


04
BLACK

iguzzini.com code finder / download design files / save and organize favorites

wall-mounted



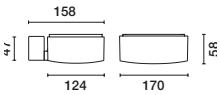

source W	source lm	system W	system lm	optic	code colour
LED					
4000K - CRI 80					
29W	3450	**33,4W**	**2760**	**WW**	**N988** 47
3000K - CRI 80					
33W	3450	**38,6W**	**2760**	**WW**	**N989** 47
4000K - CRI 80 - DALI					
29W	3450	**33,4W**	**2760**	**WW**	**N990** 47
3000K - CRI 80 - DALI					
33W	3450	**38,6W**	**2760**	**WW**	**N991** 47



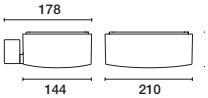

source W	source lm	system W	system lm	optic	code colour
LED					
4000K - CRI 80					
43W	4550	**48,1W**	**3640**	**WW**	**N992** 47
3000K - CRI 80					
43W	4150	**48,1W**	**3320**	**WW**	**N993** 47
4000K - CRI 80 - DALI					
43W	4550	**48,1W**	**3640**	**WW**	**P013** 47
3000K - CRI 80 - DALI					
43W	4150	**48,1W**	**3320**	**WW**	**P014** 47

Accessories

Optical accessories	 130 code	colour	 170 / 210 code	colour
 Anti-glare screen	**MXV7**	04	**MXV8**	04
 Asymmetrical screen	**MXV9**	04	**MXW0**	04

Mounting accessories	 130 code	colour	 170 / 210 code	colour
 Ceiling base	**MXZ2**	01-04	**MXZ2**	01-04
 Recessed base Hole for installation 108 mm	**MXZ3**	01-04	**MXZ3**	01-04
 Casing for adapter IP40	**MXZ5**	01-04	**MXZ5**	01-04
 Adapter reinforcement (wall installation)	**X208**	01-04	**X208**	01-04

Emu, Design and Simulation Department - Marsciano, Italy
Designer: Andrea Pascucci
Photo: Luca Petrucci

Technical information may change alongside technological progress. Consult iguzzini.com for ongoing updates.


emu

View
Opti Beam Lens

Awards
German Design Award 2019
IF Design Award 2017
Red Dot Design Award 2017

design iGuzzini/Arup





⧄ 126



ø 126



⧄ 156



ø 156

Explore and interact with products in 3D.
thelightexperience.iguzzini.com

DALI | High CRI | Opti Beam | IP20

- Mains Voltage track installation.
- Round and square versions.
- In die-cast aluminium and thermoplastic material.
- Opti Beam lens in thermoplastic material for a well-defined light cone.
- High visual comfort (when used with related accessories).
- 90° angle on the horizontal plane; 360° rotation around the vertical axis with related mechanical aiming lock.
- High-efficiency C.o.B. LEDs with passive dissipation.

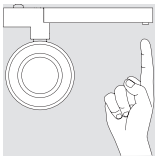

Push dimming

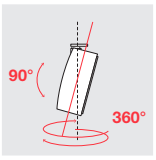

Dual rotation

Optics



SS α 4°-8°
S α 14°
M α 16°
F α 26°-28°
WF α 46°
WW
E *

*Elliptical optics are obtained by installing the specific accessory.



47
WHITE/BLACK



04
BLACK

Accessories

Two technologies available and multiple combinations to ensure maximum application flexibility and visual comfort.
The Opti Beam lens produces an extremely concentrated cone (SS) with sharp edges without a double ring effect. In combination, it is possible to fit Opti Beam interchangeable refractors to open the beam to medium, flood and wide flood.
Interchangeable Opti Beam reflectors, on the other hand, produce medium, flood and wide flood cones with higher luminous flux.
Optical and photometric accessories to expand and modulate light emissions.

* Accessory ring and cylindrical screen at 45° allowing installation of up to two flat accessories.

Indoor lighting systems

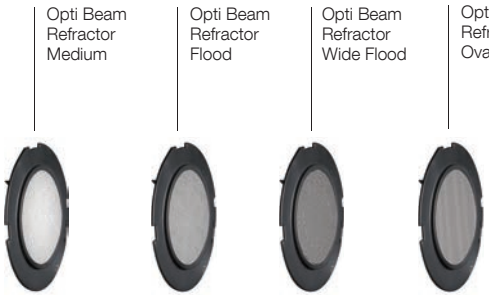

Outdoor lighting systems



iguzzini.com code finder / download design files / save and organize favorites

new
Available

new



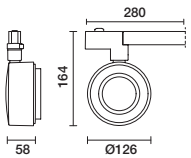

source		system			
W	lm	W	lm	optic	code colour
LED					
4000K - CRI 80 - Push Dim					
18W	2400	**21,3W**	**1656**	**WW**	**Q280** 04-47
4000K - CRI 97 - Push Dim					
• 18W	1850	**21,3W**	**1277**	**WW**	**QH07** 04-47
3000K - CRI 90 - Push Dim					
18W	1900	**21,3W**	**1311**	**WW**	**Q285** 04-47
3000K - CRI 97 - Push Dim					
• 18W	1800	**21,3W**	**1242**	**WW**	**QH08** 04-47
4000K - CRI 80 - DALI					
18W	2400	**21,3W**	**1656**	**WW**	**Q290** 04-47
4000K - CRI 97 - DALI					
• 18W	1850	**21,3W**	**1277**	**WW**	**QH09** 04-47
3000K - CRI 90 - DALI					
18W	1900	**21,3W**	**1311**	**WW**	**Q295** 04-47
3000K - CRI 97 - DALI					
• 18W	1800	**21,3W**	**1242**	**WW**	**QH10** 04-47

new



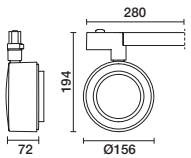

source		system			
W	lm	W	lm	optic	code colour
LED					
4000K - CRI 80 - Push Dim					
25W	3500	**29W**	**2416**	**WW**	**Q300** 04-47
4000K - CRI 97 - Push Dim					
• 25W	2700	**29W**	**1864**	**WW**	**QH11** 04-47
3000K - CRI 90 - Push Dim					
25W	2800	**29W**	**1933**	**WW**	**Q305** 04-47
3000K - CRI 97 - Push Dim					
• 25W	2600	**29W**	**1795**	**WW**	**QH12** 04-47
4000K - CRI 80 - DALI					
25W	3500	**29W**	**2416**	**WW**	**Q310** 04-47
4000K - CRI 97 - DALI					
• 25W	2700	**29W**	**1864**	**WW**	**QH13** 04-47
3000K - CRI 90 - DALI					
25W	2800	**29W**	**1933**	**WW**	**Q315** 04-47
3000K - CRI 97 - DALI					
• 25W	2600	**29W**	**1795**	**WW**	**QH14** 04-47

View
Opti Beam Lens


47
WHITE/BLACK


04
BLACK


47
WHITE/BLACK


04
BLACK

iguzzini.com code finder / download design files / save and organize favorites

new
Available

new



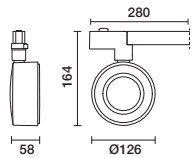

source W	source lm	system W	system lm	optic	code colour
LED					
4000K - CRI 80 - Push Dim					
10W	1100	14,8W	550	8°	**Q276** 04-47
18W	2400	21,3W	2040	14°	**Q277** 04-47
18W	2400	21,3W	2011	26°	**Q278** 04-47
18W	2400	21,3W	1990	46°	**Q279** 04-47
4000K - CRI 97 - Push Dim					
• 18W	1850	21,3W	409	14°	**QG82** 04-47
• 18W	1850	21,3W	470	26°	**QG83** 04-47
• 18W	1850	21,3W	1531	46°	**QG84** 04-47
3000K - CRI 90 - Push Dim					
10W	810	14,8W	405	8°	**Q281** 04-47
18W	1900	21,3W	1615	14°	**Q282** 04-47
18W	1900	21,3W	1592	26°	**Q283** 04-47
18W	1900	21,3W	1576	46°	**Q284** 04-47
3000K - CRI 97 - Push Dim					
• 18W	1800	21,3W	1530	14°	**QG85** 04-47
• 18W	1800	21,3W	1508	26°	**QG86** 04-47
• 18W	1800	21,3W	1492	46°	**QG87** 04-47
4000K - CRI 80 - DALI					
10W	1100	14,8W	550	8°	**Q286** 04-47
18W	2400	21,3W	2040	14°	**Q287** 04-47
18W	2400	21,3W	2011	26°	**Q288** 04-47
18W	2400	21,3W	1990	46°	**Q289** 04-47
4000K - CRI 97 - DALI					
• 18W	1850	21,3W	1573	14°	**QG88** 04-47
• 18W	1850	21,3W	1550	26°	**QG89** 04-47
• 18W	1850	21,3W	1534	46°	**QG90** 04-47
3000K - CRI 90 - DALI					
10W	810	14,8W	405	8°	**Q291** 04-47
18W	1900	21,3W	1615	14°	**Q292** 04-47
18W	1900	21,3W	1592	26°	**Q293** 04-47
18W	1900	21,3W	1576	46°	**Q294** 04-47
3000K - CRI 97 - DALI					
• 18W	1800	21,3W	1530	14°	**QG91** 04-47
• 18W	1800	21,3W	1508	26°	**QG92** 04-47
• 18W	1800	21,3W	1493	46°	**QG93** 04-47

new



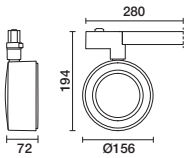

source W	source lm	system W	system lm	optic	code colour
LED					
4000K - CRI 80 - Push Dim					
12W	1150	16,8W	633	4°	**Q296** 04-47
25W	3500	29W	3045	16°	**Q297** 04-47
25W	3500	29W	3010	28°	**Q298** 04-47
25W	3500	29W	2870	46°	**Q299** 04-47
4000K - CRI 97 - Push Dim					
• 25W	2700	29W	2349	16°	**QG94** 04-47
• 25W	2700	29W	2322	28°	**QG95** 04-47
• 25W	2700	29W	2214	46°	**QG96** 04-47
3000K - CRI 90 - Push Dim					
12W	870	16,8W	479	4°	**Q301** 04-47
25W	2800	29W	2436	16°	**Q302** 04-47
25W	2800	29W	2408	28°	**Q303** 04-47
25W	2800	29W	2296	46°	**Q304** 04-47
3000K - CRI 97 - Push Dim					
• 25W	2600	29W	2262	16°	**QG97** 04-47
• 25W	2600	29W	2236	28°	**QG98** 04-47
• 25W	2600	29W	2132	46°	**QG99** 04-47
4000K - CRI 80 - DALI					
12W	1150	16,8W	633	4°	**Q306** 04-47
25W	3500	29W	3045	16°	**Q307** 04-47
25W	3500	29W	3010	28°	**Q308** 04-47
25W	3500	29W	2870	46°	**Q309** 04-47
4000K - CRI 97 - DALI					
• 25W	2700	29W	2349	16°	**QH01** 04-47
• 25W	2700	29W	2322	28°	**QH02** 04-47
• 25W	2700	29W	2214	46°	**QH03** 04-47
3000K - CRI 90 - DALI					
12W	870	16,8W	479	4°	**Q311** 04-47
25W	2800	29W	2436	16°	**Q312** 04-47
25W	2800	29W	2408	28°	**Q313** 04-47
25W	2800	29W	2296	46°	**Q314** 04-47
3000K - CRI 97 - DALI					
• 25W	2600	29W	2262	16°	**QH04** 04-47
• 25W	2600	29W	2236	28°	**QH05** 04-47
• 25W	2600	29W	2132	46°	**QH06** 04-47



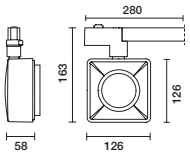

source W	source lm	system W	system lm	optic	code colour
LED					
4000K - CRI 80 - Push Dim					
18W	2400	21,3W	1656	WW	**Q320** 04-47
3000K - CRI 90 - Push Dim					
18W	1900	21,3W	1311	WW	**Q325** 04-47
4000K - CRI 80 - DALI					
18W	2400	21,3W	1656	WW	**Q330** 04-47
3000K - CRI 90 - DALI					
18W	1900	21,3W	1311	WW	**Q335** 04-47



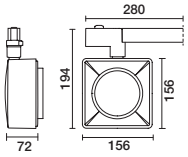

source W	source lm	system W	system lm	optic	code colour
LED					
4000K - CRI 80 - Push Dim					
25W	3500	29W	2416	WW	**Q340** 04-47
3000K - CRI 90 - Push Dim					
25W	2800	29W	1933	WW	**Q345** 04-47
4000K - CRI 80 - DALI					
25W	3500	29W	2416	WW	**Q350** 04-47
3000K - CRI 90 - DALI					
25W	2800	29W	1933	WW	**Q355** 04-47



47
WHITE/BLACK



04
BLACK



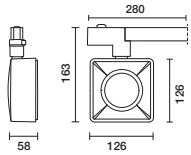

source W	source lm	system W	system lm	optic	code colour
LED					
4000K - CRI 80 - Push Dim					
10W	1100	**14,8W**	**550**	**8°**	**Q316** 04-47
18W	2400	**21,3W**	**2040**	**14°**	**Q317** 04-47
18W	2400	**21,3W**	**2011**	**26°**	**Q318** 04-47
18W	2400	**21,3W**	**1990**	**46°**	**Q319** 04-47
3000K - CRI 90 - Push Dim					
10W	810	**14,8W**	**405**	**8°**	**Q321** 04-47
18W	1900	**21,3W**	**1615**	**14°**	**Q322** 04-47
18W	1900	**21,3W**	**1592**	**26°**	**Q323** 04-47
18W	1900	**21,3W**	**1576**	**46°**	**Q324** 04-47
4000K - CRI 80 - DALI					
10W	1100	**14,8W**	**550**	**8°**	**Q326** 04-47
18W	2400	**21,3W**	**2040**	**14°**	**Q327** 04-47
18W	2400	**21,3W**	**2011**	**26°**	**Q328** 04-47
18W	2400	**21,3W**	**1990**	**46°**	**Q329** 04-47
3000K - CRI 90 - DALI					
10W	810	**14,8W**	**405**	**8°**	**Q331** 04-47
18W	1900	**21,3W**	**1615**	**14°**	**Q332** 04-47
18W	1900	**21,3W**	**1592**	**26°**	**Q333** 04-47
18W	1900	**21,3W**	**1576**	**46°**	**Q334** 04-47



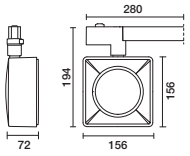

source W	source lm	system W	system lm	optic	code colour
LED					
4000K - CRI 80 - Push Dim					
12W	1150	**16,8W**	**633**	**4°**	**Q336** 04-47
25W	3500	**29W**	**3045**	**16°**	**Q337** 04-47
25W	3500	**29W**	**3010**	**28°**	**Q338** 04-47
25W	3500	**29W**	**2870**	**46°**	**Q339** 04-47
3000K - CRI 90 - Push Dim					
12W	870	**16,8W**	**479**	**4°**	**Q341** 04-47
25W	2800	**29W**	**2436**	**16°**	**Q342** 04-47
25W	2800	**29W**	**2408**	**28°**	**Q343** 04-47
25W	2800	**29W**	**2296**	**46°**	**Q344** 04-47
4000K - CRI 80 - DALI					
12W	1150	**16,8W**	**633**	**4°**	**Q346** 04-47
25W	3500	**29W**	**3045**	**16°**	**Q347** 04-47
25W	3500	**29W**	**3010**	**28°**	**Q348** 04-47
25W	3500	**29W**	**2870**	**46°**	**Q349** 04-47
3000K - CRI 90 - DALI					
12W	870	**16,8W**	**479**	**4°**	**Q351** 04-47
25W	2800	**29W**	**2436**	**16°**	**Q352** 04-47
25W	2800	**29W**	**2408**	**28°**	**Q353** 04-47
25W	2800	**29W**	**2296**	**46°**	**Q354** 04-47



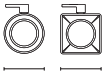

Optical accessories	code	colour	code	colour
Accessory mounting ring	**MZ18**	04	**MZ19**	04
Opti Beam Refractor				
oval	**MZ29**	24	**MZ34**	24
medium	**MZ26**	24	**MZ31**	24
flood	**MZ27**	24	**MZ32**	24
wide flood	**MZ28**	24	**MZ33**	24
wall washer	**MZ30**	24	**MZ35**	24
Honeycomb louvre *	**MZ20**	04	**MZ21**	04
“Soft Lens” filter *	**MZ24**	24	**MZ25**	24
Refractor for elliptical distribution	**MY34**	24	**MY35**	24
45° cylindrical screen	**MZ16**	04	**MZ17**	04

*Installation with accessory support ring or cylindrical screen at 45°

Mains Voltage Track
Ceiling / Suspension



Explore and interact with products in 3D.
thelightexperience.iguzzini.com

IP20

- In extruded aluminium.
- Available in several lengths: 1000/2000/3000/4000 mm.
- The track houses 6 leads. 4 for three-phase mode, 2 for DALI mode. The leds are enclosed in stiff extruded profiles in insulating material ensuring high electrical rigidity.
- 3 phase leads with shared neutral form 3 separate circuits allowing 3 separate switch-on points. On powering the track from single-phase mains, the maximum applicable load is 16A (3500VA) FELV and 2x1A for DALI contacts.
- Connection to the three-phase mains allows a total load of 16A (10500VA), DALI 2X1A (100VA) FELV.
- The lateral position of the ground/earth contact means that the track structure is asymmetrical and connection joints must be chosen accordingly.
- Possibility of ceiling and suspension installation (without exceeding the maximum loads).

Composition

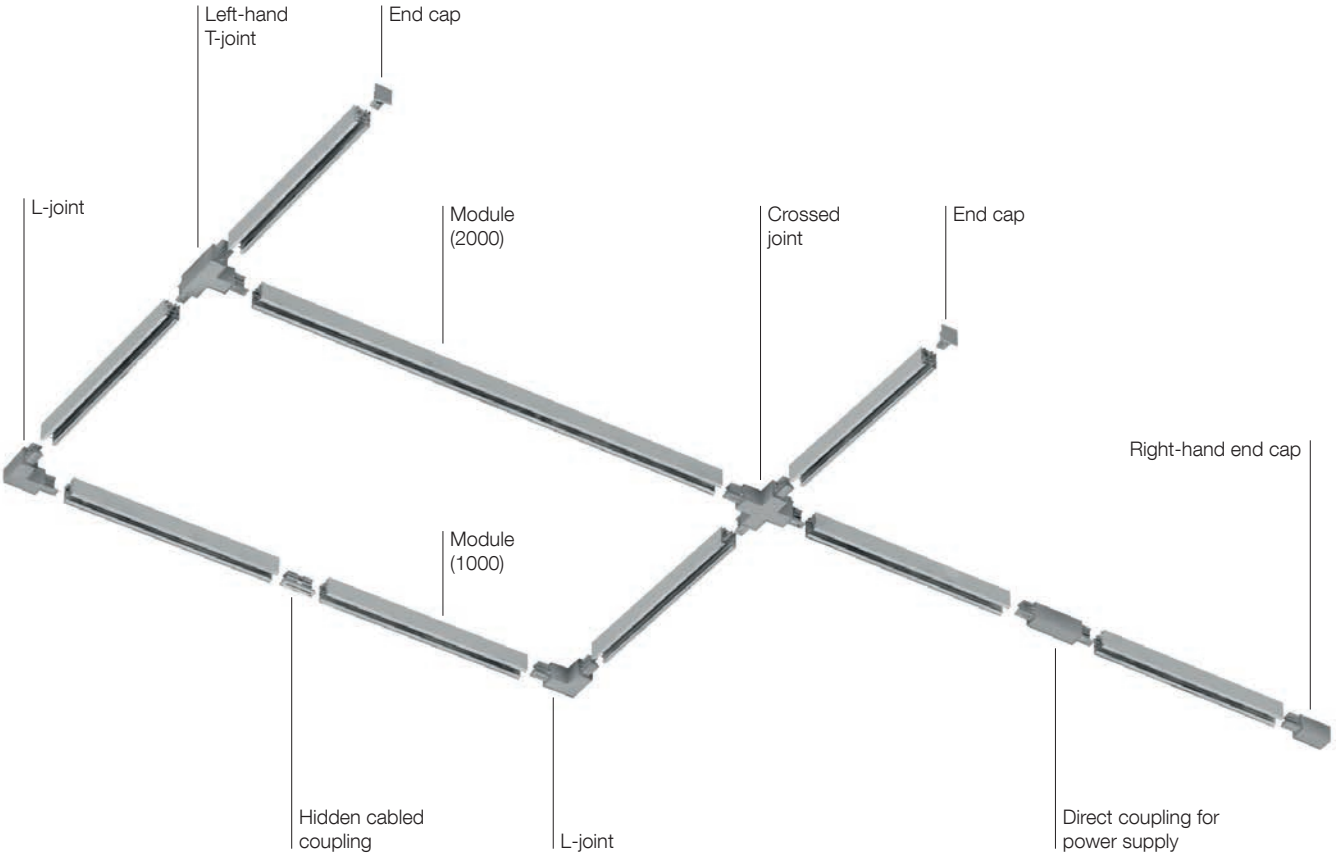

01 WHITE

04 BLACK

12 ALUMINIUM

Multi-phase tracks

The cross-section of the electrical leads allows the following installation possibilities:
Operating voltage 220/250V.
Connection to a single-phase 220/250V mains electricity supply allows an overall load of 16 A corresponding to 3500/4000 VA shared over the 3 circuits. Operating voltage 220/380V. Connection to a three-phase 220/380V mains electricity supply allows an overall load of 16 A corresponding to 10500 VA shared over the 3 circuits (3 x 3500 VA).

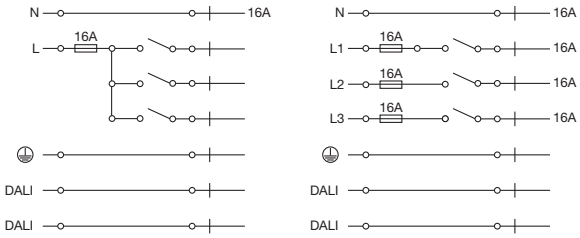

iguzzini.com code finder / download design files / save and organize favorites



length	code colour
Module	
DALI	
1000	**P289** 01-04-12
2000	**P290** 01-04-12
3000	**P291** 01-04-12
4000	**P292** 01-04-12



Accessories

Mounting accessories	code colour
Suspension rods	
h=1000	**MWW4** 01-04
Suspension cable	
L=2000	**MX66** 12
with millimetrical adjustement L=2000	**MWW6** 01-04
Hook - 10 Kg	**MWW9** 10
Cover strip with IP40 cap	
L=1000	**MWW7** 01-04
Terminal for fitting on ceiling	**MWW8** 00
Dual cable suspension cable	**MWW5** 01-04-15

Components

Control gear	code colour
Power supply cable L=2200	**MXZ4** 01-04-15
L-joint for earth lead dim. x=90 / a=74	
Internal	**MXX4** 01-04
external	**MXX5** 01-04
T-joint for earth lead dim. x=148 / a=74	
dx + internal	**MXX6** 01-04
sx + internal	**MXX7** 01-04
dx + external	**MXX8** 01-04
sx + external	**MXX9** 01-04
Cross joint dim. x=148 / a=74	**MXY0** 01-04

Control gear	code colour
Concealed coupling with wiring	**MXX2** 01-04
Direct coupling for power supply	**MXX3** 01-04
Flexible joint dim. x=90 / a=84	**MXY1** 01-04
Lead cutter	**MY00** 00
DALI end cap dim. x=90	
dx	**MXY3** 01-04
sx	**MXY4** 01-04
End cap	**MXW9** 01-04

View from ground

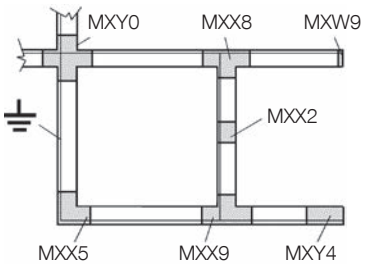

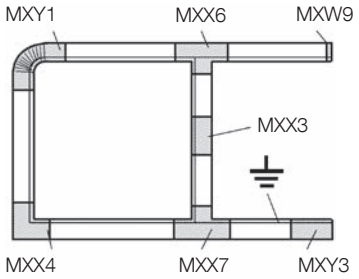

Mains Voltage Track
Downlight



Explore and interact with products in 3D.
thelightexperience.iguzzini.com

IP20

- In extruded aluminium.
- Available in several lengths: 1000/2000/3000/4000 mm.
- Fitted with two side wings that act as a support surface for false-ceiling panels.
- The track houses 6 leads. 4 for three-phase mode, 2 for DALI mode. The leds are enclosed in stiff extruded profiles in insulating material ensuring high electrical rigidity.
- 3 phase leads with shared neutral form 3 separate circuits allowing 3 separate switch-on points. On powering the track from single-phase mains, the maximum applicable load is 16A (3500VA) and FELV 2x1A (50VA) for DALI contacts.
- Connection to the three-phase mains allows a total load of 16A (10500VA), DALI 2X1A (100VA) FELV.
- The lateral position of the ground/earth contact means that the track structure is asymmetrical and connection joints must be chosen accordingly.
- Possibility of downlight installation.

Composition

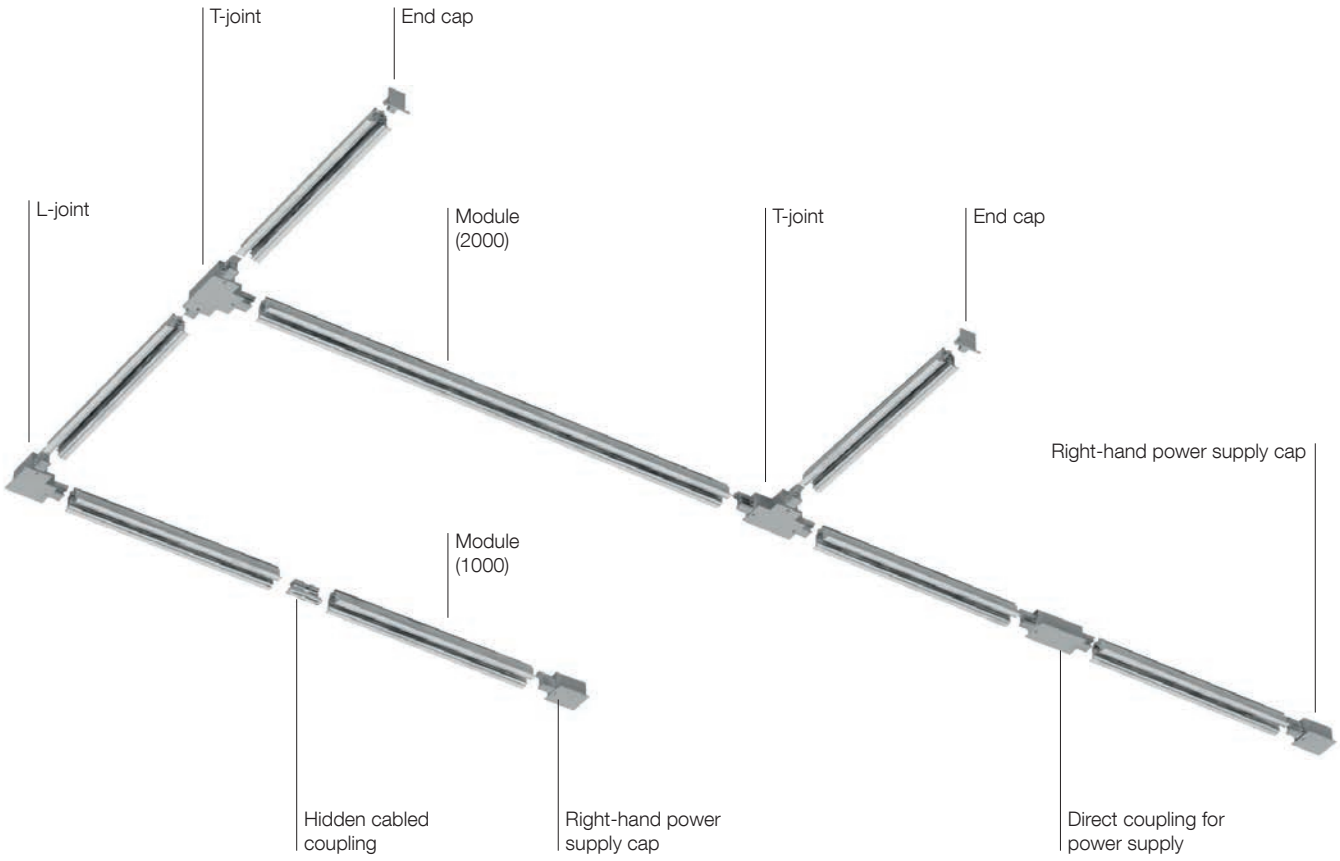

01 WHITE

04 BLACK

12 ALUMINIUM

Multi-phase tracks

The cross-section of the electrical leads allows the following installation possibilities:
Operating voltage 220/250V.
Connection to a single-phase 220/250V mains electricity supply allows an overall load of 16 A corresponding to 3500/4000 VA shared over the 3 circuits.

Operating voltage 220/380V.
Connection to a three-phase 220/380V mains electricity supply allows an overall load of 16 A corresponding to 10500 VA shared over the 3 circuits (3 x 3500 VA).

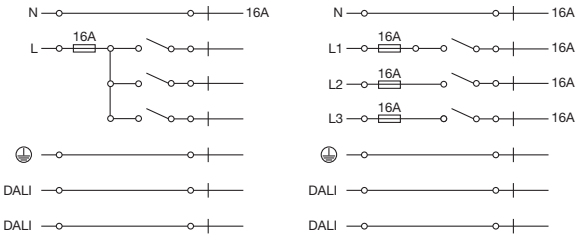

iguzzini.com code finder / download design files / save and organize favorites



length	code colour
Module	
DALI	
1000	**P293** 01-04-12
2000	**P294** 01-04-12
3000	**P295** 01-04-12
4000	**P296** 01-04-12

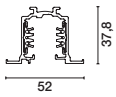

Accessories

Mounting accessories	code	colour
Power supply base with suspension cables		
L=1500	**MWM2** 01-04 for versions with DALI	
Suspension cable		
L=2000	**MX66** 12	
with millimetrical adjustement L=2000	**MWW6** 01-04	
Hook - 10 Kg	**MWW9** 10	
Cover strip with IP40 cap		
L=1000	**MWW7** 01-04	
Terminal for fitting on ceiling	**MWW8** 00	

Components

Control gear	code	colour
Power supply cable L=2200	**MXZ4**	01-04-15
L-joint for earth lead dim. x=90 / a=74		
Internal	**MXY6**	01-04
external	**MXY7**	01-04
T-joint for earth lead dim. x=148 / a=74		
dx + internal	**MXY8**	01-04
sx + internal	**MXY9**	01-04
dx + external	**MXZ0**	01-04
sx + external	**MXZ1**	01-04

Control gear	code	colour
Concealed coupling with wiring dim. x=115	**MXX2**	01-04
Direct coupling for power supply dim. x=148	**MXY5**	01-04
Lead cutter	**MY00**	00
DALI end cap dim. x=95		
dx	**MY30**	01-04
sx	**MY31**	01-04
End cap	**MXY2**	01-04

View from ground

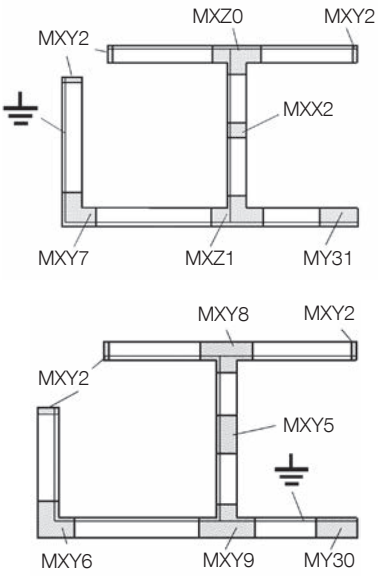


pinterest.com/iguzzini

Low Voltage Track Systems
Space exclusively for light

Miniaturization of equipment, components and track; chromatic quality, energy efficiency, high visual comfort, wide range of light spreads, high uniformity and precision. Direct or suspended installation on 48V low-voltage track in maximum safety. Integrated IoT technology with powered beacons in the track.



280 Overview Low Voltage Track Systems

290 Laser Blade XS

298 Laser

303 Palco

312 View

316 Low Voltage Track

Homo Faber - Venice, Italy
Centuries of shape - Longhena Library
Curator: Triennial Design Museum
Designer: apml_architetti
Photo: © François Wavre / Michelangelo Foundation for Creativity and Craftsmanship

Overview Low Voltage Track Systems



	292 Laser Blade XS High Contrast Low Voltage track	**292** Laser Blade XS High Contrast Low Voltage track	**292** Laser Blade XS High Contrast Low Voltage track	**292** Laser Blade XS High Contrast Low Voltage track	**292** Laser Blade XS High Contrast Low Voltage track
Performances					
Optics	42°	42°	42°	42°	42°
Power W	3,3	5,3	11,4	21,7	149
Luminous flux lm	149	299	749	1454	3,3
Colour temperature K	2700/3000/4000	2700/3000/4000	2700/3000/4000	2700/3000/4000	2700/3000/4000



	298 Laser Low Voltage track	**298** Laser Low Voltage track	**304** Palco Low Voltage track	**304** Palco Low Voltage track	**304** Palco Low Voltage track
Performances	new	new			
Optics	40°/24°	40°/24°	14°/24°	14°/24°	16°/24°/44°
Power W	12,4 → 15,4	12,4 → 15,4	3,4	5,4	8,6
Luminous flux lm	693 → 1344	693 → 1344	110/121	220 → 241	438 → 390
Colour temperature K	2700/3000	2700/3000	3000/4000	2700/3000	2700/3000

Optics: **WW** Wall Washer - **GL** General Lighting
Accessories: **A** Refractor **F** Honeycomb louvre - **G** Cylindrical screen



292 Laser Blade XS High Contrast Low Voltage track	**292** Laser Blade XS High Contrast Low Voltage track	**296** Laser Blade XS General Lighting Pro Low Voltage track	**296** Laser Blade XS General Lighting Pro Low Voltage track	**297** Laser Blade XS Wall Washer Low Voltage track
58°	58°	GL	GL	WW
9,7	16,9	11,4	21,7	18,4
614	1192	619	1209	597
2700/3000/4000	2700/3000/4000	2700/3000/4000	2700/3000/4000	2700/3000/4000



304 Palco Low Voltage track	**304** Palco Low Voltage track **new**	**304** Palco Low Voltage track **new**	**308** Palco Wall Washer Low Voltage track	**308** Palco Wall Washer Low Voltage track **new**
12°/26°/42°	12°/26°/42°	8°/18°/32°/56°	WW	WW
13,9	13,1/20,3	408 → 2280	13,9	26,5
619 → 585	587 → 1573	528 → 840	189	198
2700/3000	2700/3000/4000	2700/3000/4000	2700/3000	2700/3000/4000

Data refer to the luminous flux of the system (3000K).
Technical information may change alongside technological progress. Consult iguzzini.com for ongoing updates.

Overview Low Voltage Track Systems



	310 Palco Framer Low Voltage track	**310** Palco Framer Low Voltage track	**304** Palco Low Voltage track	**304** Palco Low Voltage track
Performances				
Optics			24°	24°/44°
Power W	3,4	8	3,4	8,9
Luminous flux lm	13	143	121	426/390
Colour temperature K	2700/3000	2700/3000	2700/3000	2700/3000



	312 View Opti Beam Lens Low Voltage track	**312** View Opti Beam Lens Low Voltage track
Performances	**new**	**new**
Optics	8°/14°/26°/46°/WW	8°/14°/26°/46°/WW
Power W	11,2/19,7	11,2/19,7
Luminous flux lm	810/2010	810/2010
Colour temperature K	3000/4000	3000/4000



	316 Low Voltage track Ceiling / Suspension	**316** Low Voltage track Downlight
Installation		
Pendant	•	
Downlight		•
Ceiling-mounted	•	

Optics: **WW** Wall Washer - **GL** General Lighting
Accessories: **A** Refractor **F** Honeycomb louvre - **G** Cylindrical screen

Príncipe de Vergara 11 Residential Building – Madrid, Spain
Architectural Project: Santiago Bouzada Biurrun (Molior)
Photo: Martinez Gala Luz y Architectura

Data refer to the luminous flux of the system (3000K).
Technical information may change alongside technological progress. Consult iguzzini.com for ongoing updates.

pinterest.com/iguzzini



It's in the Optics

Opti Beam



Opti Beam Reflector
The lenticular surface of the reflectors helps improve light distribution without affecting optical performance and therefore the efficiency of the luminaires. Opti Beam is available with Spot, Medium, Flood and Wide Flood optic.



Opti Beam Lens*
Two lenses in one, two innovations in a single lens. Superspot ultra-compact high intensity optic.
The light beam is even and well defined, with no colour aberrations.
Maximum visual comfort ensured by a spill-ring inside the lens.
* 2 Patents Pending



S - Spot
α 9°-15°



M - Medium
α 16°-25°



F - Flood
α 26°-39°



WF - Wide Flood
α 40°-60°



SF - Super Flood



WW - Wall Washer



E - Elliptical**



Framer

** Elliptical optics are obtained by installing the specific accessory.

Shielding angle
Comfort increases the more the LED source of light is hidden from view. Our floodlights have a very high screening angle* to ensure visual comfort in space, whatever their orientation.

* angle referred to horizontal line (see EN 12464-1: 2011).

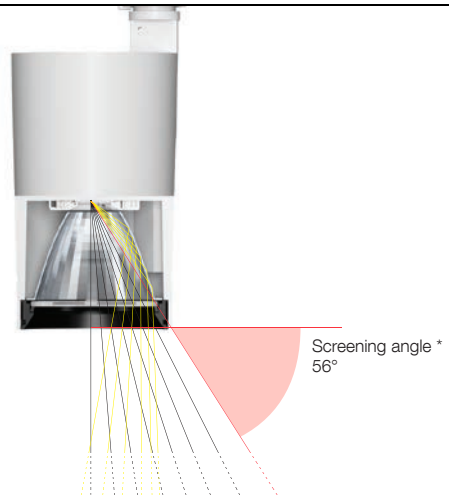

No field angle
We have eliminated the double ring effect, thereby achieving a well-defined light circle**.**
The intensity at the limit angle is close to 50% Imax (the field angle aligns with FWMH*).

* FWHM is the angle corresponding the point where intensity is equal to 50% Imax.



Opti Beam Technology

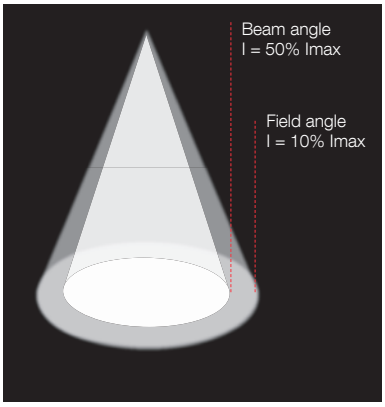

Other technology

Quality of vertical lighting
Vertical lighting is our masterpiece. Light entirely overlaps the surface of the wall. Ensuring delicacy.
Total cleanliness from bottom to top, with maximum uniformity, without edging effects.



Reliability for better Light

Thermal Dissipation
We test the worst-case condition**.** Thanks to thermographic and fluid-dynamic simulations, we are able to define the best geometry for our products in order to maintain a constant LED operating temperature.



MacAdam
We choose the world's best suppliers to ensure consistent and repetitive selection of LEDs to ensure colour uniformity not only over time but also between different products in the same lighting project, up to MacAdam Step 2**.**


iGuzzini (MacAdam step 2)


Other solutions (MacAdam step > 3)

CRI Chromatic yield defines the ability to saturate the colours**.** We select the best LEDs with incomparable colour yields even for critical colours such as red, achieving CRI values of more than 97.



Duration of LEDs
The lifespan of LEDs is a given statistic.
Parameters “L” and “B” describe the percentage value of the final luminous flux (L) and the confidence level expressed (B). Our new generation products always envisage B10 or B20, thereby stating extremely reliable LED lifespan values.

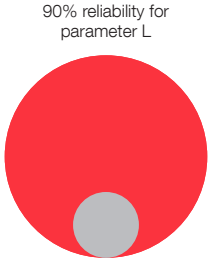

LED iGuzzini B10

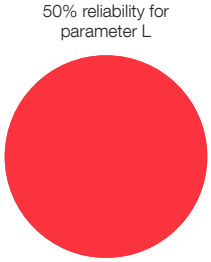

common LEDs on market B50

B10 indicates a 90% reliability level at the point the declared lifetime is reached with the luminous flux indicated.



Intelligent track
Intelligent lighting solution that integrates the latest-generation beacon powered directly on a 48V electrified track. It is thereby possible to provide not only light but also smart services via Bluetooth.
Page 794 for more information

Smart Light



Miniaturised track
The track has a square cross-section of only 20x20 mm thanks to miniaturization of the converter* fully built into the adapter; both are connected to the track using a click-fit system**.** Installation and maintenance without needing tools.

* DC-String custom-made by Tridonic



Powerline technology
The electrified 48V track also incorporates the Powerline databus**.** Despite miniaturization, the DC-String converter still offers full control of each device by sending individual signals through the DC Powerline line, including dimming of single devices without additional wiring.



Maximum Safety
The low voltage electrical system (48V AC) will not cause electrical shock**.** In particular, devices are defined as Class III and the voltage produced is low, so much so that it is not normally dangerous in the event of contact with the human body.



Lighting Types
Low-voltage track systems house devices with multiple optics and distribution spreads**.** They can be installed on ceilings and walls and have extremely miniaturized dimensions that almost disappear into the setting. Application versatility and flexibility.



Highlight



Wall Washer



General Lighting



Framer

Homo Faber - Venice, Italy
Centuries of shape - Longhena Library / Curator: Triennial Design Museum / Designer: apml_architetti
Photo: © François Wavre / Michelangelo Foundation for Creativity and Craftsmanship

pinterest.com/iguzzini



Laser Blade XS

Laser Blade XS
High Contrast - Low Voltage track

Surface mount installation

page 292



F
α 42°

WF
α 58°

Laser Blade XS
High Contrast - Low Voltage track

Pendant installation

page 292





F
α 42°

Laser Blade XS
Wall Washer - Low Voltage track

Recessed installation

page 297





WW

Laser Blade XS
General Lighting Pro - Low Voltage track

Recessed installation

page 296





GL

Laser Blade XS
High Contrast - Low Voltage track



Explore and interact with products in 3D.
thelightexperience.iguzzini.com

DALI | High CRI | Opti Beam | IP20

- Installation on Low Voltage track (48V)
- Range of floodlights and pendants with built-in DC / DC converter hidden in the adapter
- Miniaturized floodlights for 1 and 2 adjustable bodies with swivel and rotation movement
- Fixed linear floodlights
- Pendants with cable adjustment and body rotation system to facilitate alignment
- Adapter-track connection with fast click-fit system
- Main bodies made of aluminium
- High-definition optics made of metallised thermoplastic material, integrated in the innovative black antiglare screen that defines emission with luminance control UGR<10.
- Compatible with Beacon accessory for 48V track
- IP20

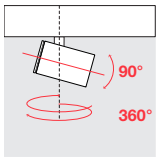

Dual rotation for 28x28 versions


Continual row 10x


Alignment device

Optics


F
α 42°


WF
α 58°

Spacings



Single Double Single

Spotlight



26x26

Single



26x26 26x26

Double



26x100



27x190

Pendant



26x26



26x26



45x45



63x63

Laser Blade XS
High Contrast - Low Voltage track


01
WHITE


43
BLACK/
BLACK


47
WHITE/BLACK


41
WHITE/
GOLD*


E7
WHITE/
BURNISHED
CHROME*


F1
BLACK/
BURNISHED
CHROME*


44
BLACK/
GOLD*

* available on request



iguzzini.com code finder / download design files / save and organize favorites



source		system			
W	lm	W	lm	optic	code colour
LED					
4000K - CRI 90 - DALI					
2W	210	3,3W	166	42°	**Q899** 01-43-47
3000K - CRI 90 - DALI					
2W	190	3,3W	149	42°	**Q900** 01-43-47
2700K - CRI 90 - DALI					
2W	180	3,3W	141	42°	**Q901** 01-43-47

Complete with adapter for 48V track



source		system			
W	lm	W	lm	optic	code colour
LED					
4000K - CRI 90 - DALI					
4W	420	5,3W	332	42°	**Q902** 01-43-47
3000K - CRI 90 - DALI					
4W	380	5,3W	299	42°	**Q903** 01-43-47
2700K - CRI 90 - DALI					
4W	360	5,3W	282	42°	**Q904** 01-43-47

with 48V track adapter



source		system			
W	lm	W	lm	optic	code colour
LED					
4000K - CRI 90 - DALI					
10W	1000	11,4W	832	42°	**Q905** 01-43-47
3000K - CRI 90 - DALI					
10W	900	11,4W	749	42°	**Q906** 01-43-47
2700K - CRI 90 - DALI					
10W	850	11,4W	707	42°	**Q907** 01-43-47

with 48V track adapter



source		system			
W	lm	W	lm	optic	code colour
LED					
4000K - CRI 90 - DALI					
20W	1950	21,7W	1616	42°	**Q908** 01-43-47
3000K - CRI 90 - DALI					
20W	1750	21,7W	1454	42°	**Q909** 01-43-47
2700K - CRI 90 - DALI					
20W	1650	21,7W	1374	42°	**Q910** 01-43-47

Complete with adapter for 48V track



01
WHITE



43
BLACK/BLACK



47
WHITE/BLACK



41
WHITE/
GOLD*



E7
WHITE/
BURNISHED
CHROME*



F1
BLACK/
BURNISHED
CHROME*



44
BLACK/
GOLD*

iguzzini.com code finder / download design files / save and organize favorites

* available on request



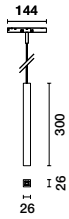

source		system			
W	lm	W	lm	optic	code colour
LED					
4000K - CRI 90 - DALI					
2W	210	**3,3W**	**166**	**42°**	**Q920** 01-43-47
3000K - CRI 90 - DALI					
2W	190	**3,3W**	**149**	**42°**	**Q921** 01-43-47
2700K - CRI 90 - DALI					
2W	180	**3,3W**	**141**	**42°**	**Q922** 01-43-47

Complete with adapter for 48V track and power cable L=2000



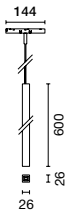

source		system			
W	lm	W	lm	optic	code colour
LED					
4000K - CRI 90 - DALI					
2W	210	**3,3W**	**166**	**42°**	**Q923** 01-43-47
3000K - CRI 90 - DALI					
2W	190	**3,3W**	**149**	**42°**	**Q924** 01-43-47
2700K - CRI 90 - DALI					
2W	180	**3,3W**	**141**	**42°**	**Q925** 01-43-47

Complete with adapter for 48V track and power cable L=2000



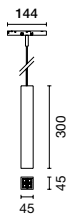

source		system			
W	lm	W	lm	optic	code colour
LED					
4000K - CRI 90 - DALI					
8W	820	**9,7W**	**683**	**58°**	**Q926** 01-43-47
3000K - CRI 90 - DALI					
8W	740	**9,7W**	**614**	**58°**	**Q927** 01-43-47
2700K - CRI 90 - DALI					
8W	700	**9,7W**	**580**	**58°**	**Q928** 01-43-47

Complete with adapter for 48V track and power cable L=2000



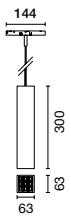

source		system			
W	lm	W	lm	optic	code colour
LED					
4000K - CRI 90 - DALI					
15W	1600	**16,9W**	**1325**	**58°**	**Q929** 01-43-47
3000K - CRI 90 - DALI					
15W	1450	**16,9W**	**1192**	**58°**	**Q930** 01-43-47
2700K - CRI 90 - DALI					
15W	1350	**16,9W**	**1126**	**58°**	**Q931** 01-43-47

Complete with adapter for 48V track and power cable L=2000

Class III product performances are assured only when using the electronic power supplies and drivers indicated in the catalogue.

Laser Blade XS

General Lighting Pro - Low Voltage track

01 WHITE

F2 BLACK/WHITE





26x93



27x184





Explore and interact with products in 3D.
thelightexperience.iguzzini.com

DALI | High CRI | Opti Beam | IP20

- Installation on Low Voltage track (48V)
- Range of fixed linear floodlights
- equipped with a built-in DC / DC converter hidden in the adapter
- Adapter-track connection with fast click-fit system
- Main bodies made of aluminium
- High definition metallic-finish thermoplastic optics combined with a special diffuser filter to optimise light emission by significantly reducing direct glare
- Compatible with Beacon accessory for 48V track
- IP20

Continual row 10x

iguzzini.com code finder / download design files / save and organize favorites



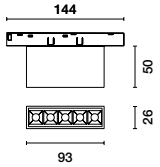

source W	source lm	system W	system lm	optic	code colour
LED					
4000K - CRI 90 - DALI					
10W	1000	**11,4W**	**688**	GL	**Q911** 01-F2
3000K - CRI 90 - DALI					
10W	900	**11,4W**	**619**	GL	**Q912** 01-F2
2700K - CRI 90 - DALI					
10W	850	**11,4W**	**585**	GL	**Q913** 01-F2

Complete with adapter for 48V track

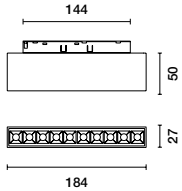

source W	source lm	system W	system lm	optic	code colour
LED					
4000K - CRI 90 - DALI					
20W	1950	**21,7W**	**1344**	GL	**Q914** 01-F2
3000K - CRI 90 - DALI					
20W	1750	**21,7W**	**1209**	GL	**Q915** 01-F2
2700K - CRI 90 - DALI					
20W	1650	**21,7W**	**1142**	GL	**Q916** 01-F2

Complete with adapter for 48V track

Class III product performances are assured only when using the electronic power supplies and drivers indicated in the catalogue.

Technical information may change alongside technological progress. Consult iguzzini.com for ongoing updates.

Laser Blade XS
Wall Washer - Low Voltage track



43
BLACK/BLACK

47
WHITE/BLACK



27x184



Explore and interact with products in 3D.
thelightexperience.iguzzini.com

DALI | High CRI | IP20

- Installation on Low Voltage track (48V)
- Fixed floodlight equipped with a built-in DC / DC converter hidden in the adapter
- Adapter-track connection with fast click-fit system
- Main body in aluminium
- The floodlight uses the patented Laser Blade XS WW optical system which ensures effective and uniform light distribution on the wall
- Compatible with Beacon accessory for 48V track
- IP20

Continual row 10x

iguzzini.com code finder / download design files / save and organize favorites

Optics

The innovative wall washer optic (patented) was designed to ensure uniform lighting of walls, from the highest to the lowest points, as well as avoiding shadow areas in zones near the ceiling.





WW



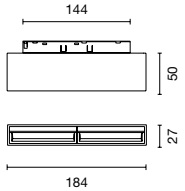

source		system			
W	lm	W	lm	optic	code colour
LED					
4000K - CRI 90 - DALI					
17W	1750	**18,4W**	**663**	**WW**	**Q917** 43-47
3000K - CRI 90 - DALI					
17W	1550	**18,4W**	**597**	**WW**	**Q918** 43-47
2700K - CRI 90 - DALI					
17W	1500	**18,4W**	**564**	**WW**	**Q919** 43-47

Complete with adapter for 48V track

Class III product performances are assured only when using the electronic power supplies and drivers indicated in the catalogue.

Laser
Low Voltage track





ø 59
decorative ring



ø 59



ø 75
decorative ring



ø 75

Explore and interact with products in 3D.
thelightexperience.iguzzini.com

NEW DALI High CRI Opti Beam IP20

- Installation on Low Voltage track (48V)
- Range of pendants equipped with a built-in DC / DC converter hidden in the adapter
- Possibility of adjusting the length of the cable and the coupling system with a bayonet fitting
- Adapter-track connection with fast click-fit system and tear-proof safety device
- Lighting body in painted aluminium;
- High Definition optical lenses in metallised thermoplastic material.
- Super Comfort (UGR <10) or decorative versions with transparent acrylic glass terminal
- Compatible with Beacon accessory for 48V track
- IP20

Optics



F
α 42°

WF
α 58°

Warm dimming
Halogen functionality with LED technology. As the lighting intensity drops to 5%, colour temperature warms up slowly from 2700K to 1800K using only one control channel.



Accessories
The accessories allow the features of the lighting produced by the single luminaire to be altered, for highly professional lighting effects. The combination of filters allows the chromatic characteristics of the source to be modified in order to enhance illuminated objects or settings. Decorative rings and cylinders create a distinctive hallmark in the profile without affecting emission quality.

Refractor for elliptical distribution | diffuser glass | Honeycomb louvre | Coloured filters | Decorative rings





Laser
Low Voltage track

01 WHITE · 47 WHITE/BLACK · E9 WHITE/SATIN GOLD · 43 BLACK/BLACK · F4 BLACK/SATIN GOLD · 41 WHITE/GOLD* · E4 WHITE/CHROME* · E7 WHITE/BURNISHED CHROME* · 44 WHITE/GOLD* · F3 WHITE/CHROME* · F1 WHITE/BURNISHED CHROME*

iguzzini.com code finder / download design files / save and organize favorites

new Available from April

* available on request

new



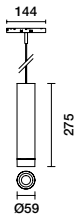

source W	source lm	system W	system lm	optic	code colour
Ø 59 - Decorative ring version					
LED					
3000K - CRI 90 - DALI					
11W	990	12,4W	693	24°	**QP35** 43-47
11W	990	12,4W	743	40°	**QP36** 43-47
2700K - CRI 90 - DALI					
11W	930	12,4W	651	24°	**QP33** 43-47
11W	930	12,4W	698	40°	**QP34** 43-47

Complete with control gear, power supply base and cable L=2000

new



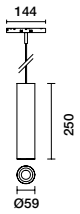

source W	source lm	system W	system lm	optic	code colour
Ø 59					
LED					
3000K - CRI 90 - DALI					
• 11W	990	12,4W	693	24°	**QP31** 01-43-47 E9-F4
• 11W	990	12,4W	743	40°	**QP32** 01-43-47 E9-F4
2700K - CRI 90 - DALI					
• 11W	930	12,4W	651	24°	**QP29** 01-43-47 E9-F4
• 11W	930	12,4W	698	40°	**QP30** 01-43-47 E9-F4

Complete with control gear, power supply base and cable L=2000

new



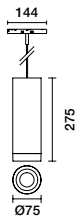

source W	source lm	system W	system lm	optic	code colour
Ø 75 - Decorative ring version					
LED					
3000K - CRI 90 - DALI					
14W	1600	15,5W	1344	26°	**QP44** 43-47
14W	1600	15,5W	1344	44°	**QP45** 43-47
2700K - CRI 90 - DALI					
14W	1550	15,5W	1302	26°	**QP42** 43-47
14W	1550	15,5W	1302	44°	**QP43** 43-47
2700K - CRI 90 - DALI					
13W	800	14,3W	664	46°	**QP46** 43-47

Complete with control gear, power supply base and cable L=2000

new



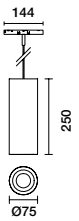

source W	source lm	system W	system lm	optic	code colour
Ø 75					
LED					
3000K - CRI 90 - DALI					
• 14W	1600	15,5W	1344	26°	**QP39** 01-43-47 E9-F4
• 14W	1600	15,5W	1344	44°	**QP40** 01-43-47 E9-F4
2700K - CRI 90 - DALI					
• 14W	1550	15,5W	1302	26°	**QP37** 01-43-47 E9-F4
• 14W	1550	15,5W	1302	44°	**QP38** 01-43-47 E9-F4
2700K - CRI 90 - DALI					
• 13W	800	14,3W	664	46°	**QP41** 01-43-47 E9-F4

Complete with control gear, power supply base and cable L=2000

Decorative accessories	ø59 code	ø59 colour	ø75 code	ø75 colour
Decorative rings	**MY15**	05-06-16	**MY26**	05-06-16

Optical accessories	ø59 code	ø59 colour	ø75 code	ø75 colour
Honeycomb louvre	**PA63**	04	**MY22**	04
diffuser glass	**MY12**	65	**PA65**	65
Refractor for elliptical distribution	**MY13**	24	**---**	---
medium	**---**	---	**MY24**	24
Coloured filters	**PA64**	05-06-16	**MY25**	05-06-16

Eataly – Trieste, Italy
Architectural Project: Archea Associati, Arch. Marco Casamonti
Lighting project: Eataly Design / Structural Project: Favero & Milan Ingegneria Srl
Plant: StudioTi / Photo: Paolo Carlini

Class III product performances are assured only when using the electronic power supplies and drivers indicated in the catalogue.

Technical information may change alongside technological progress. Consult iguzzini.com for ongoing updates.





Palco

Palco Low Voltage track

Pendant installation

page 304



ø 19

ø 37

ø 51

ø 62

ø 86



S
α 14°

M
α 16°-24°

F
α 26°

WF
α 42°-44°

Palco Wall Washer - Low Voltage track

Surface mount installation

page 308



ø 51

ø 62



WW

Palco Framer - Low Voltage track

Recessed installation

page 310



ø 19

ø 37

Homo Faber – Venice, Italy
Fashion Inside and Out - former Gandini pool
Curator: Judith Clark, Sam Collins
Project management: Alessandra Grignaschi
Photo: Mario Tordini

Palco
Low Voltage track

Awards
ADI Design Index 2017
Delta Award 2018

design Artec3 Studio





ø 19 - single



ø 37



ø 51



ø 62



ø 82



ø 19 - double

Explore and interact with products in 3D.
thelightexperience.iguzzini.com

NEW DALI High CRI Opti Beam IP20

- Installation on Low Voltage track (48V)
- Miniaturized floodlights with built-in DC / DC converter hidden in the adapter.
- Adapter-track connection with fast click-fit system.
- Floodlight body in die-cast aluminium;
- High Definition optical lenses in thermoplastic material.
- High visual comfort.
- 90° angle on horizontal plane and 360° rotation around the vertical axis.
- CoB LED with high colour yield index.
- Compatible with Beacon accessory for 48V track



Compact dimensions

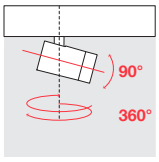

Dual rotation

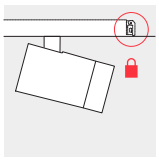

Mechanical locking of adapter to the ø 62 and ø 86 tracks

Optics



S α 14°
M α 16°-24°
F α 26°
WF α 42°-44°
E *

*Elliptical optics are obtained by installing the specific accessory.

Spacings

Installation types ø 19, ø 37 and ø 51



Single

Installation types ø 19 single and double



Double



Single Double Single

Rod mount
The same track can be used to hang control panels weighing up to 10 kg The rod can be slanted in the horizontal plane by +45° (up) and -10° (down); the product can be slanted by 90° in the horizontal plane and rotated by +90 ° and -90° around the vertical axis.

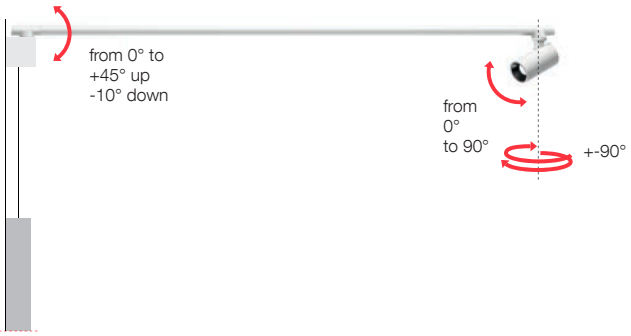



Accessories

Opti Beam Reflector with accessories
Interchangeable Opti Beam reflectors, on the other hand, produce medium, flood and wide flood cones with higher luminous flux. Optical and photometric accessories to expand and modulate light emissions.



Opti Beam with accessories
The Opti Beam lens produces an extremely concentrated cone (SS) with sharp edges without a double ring effect. In combination, it is possible to fit Opti Beam interchangeable refractors to open the beam to medium, flood and wide flood.

For the number of accessories that can be installed, refer to the instruction sheet

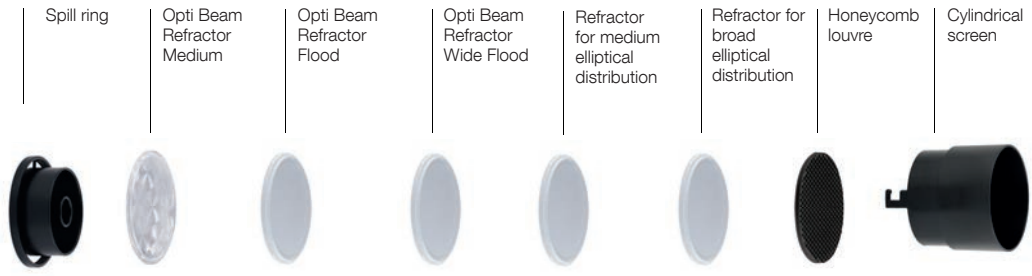

Palco
Low Voltage track



01
WHITE



04
BLACK

iguzzini.com code finder / download design files / save and organize favorites

new
Available from June



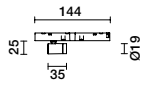

source		system			
W	lm	W	lm	optic	code colour
LED					
3000K - CRI 90 - DALI					
2W	180	3,4W	110	14°	**Q622** 01-04
2W	180	3,4W	121	24°	**Q623** 01-04
2700K - CRI 90 - DALI					
2W	170	3,4W	104	14°	**Q624** 01-04
2W	170	3,4W	114	24°	**Q625** 01-04



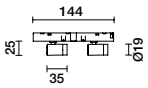

source		system			
W	lm	W	lm	optic	code colour
LED					
3000K - CRI 90 - DALI					
4W	360	5,4W	220	14°	**Q626** 01-04
4W	360	5,4W	241	24°	**Q627** 01-04
2700K - CRI 90 - DALI					
4W	340	5,4W	207	14°	**Q628** 01-04
4W	340	5,4W	228	24°	**Q629** 01-04



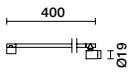

source		system			
W	lm	W	lm	optic	code colour
LED					
3000K - CRI 90 - DALI					
2W	180	3,4W	121	24°	**Q642** 01 04
2700K - CRI 90 - DALI					
2W	170	3,4W	114	24°	**Q643** 01-04



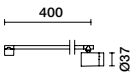

source		system			
W	lm	W	lm	optic	code colour
LED					
3000K - CRI 90 - DALI					
7,2W	600	8,6W	426	24°	**Q644** 01-04
7,2W	600	8,6W	390	44°	**Q645** 01-04
2700K - CRI 90 - DALI					
7,2W	560	8,6W	398	24°	**Q646** 01-04
7,2W	560	8,6W	364	44°	**Q647** 01-04



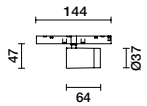

source		system			
W	lm	W	lm	optic	code colour
LED					
3000K - CRI 90 - DALI					
7,2W	600	8,6W	438	16°	**Q630** 01-04
7,2W	600	8,6W	426	24°	**Q631** 01-04
7,2W	600	8,6W	390	44°	**Q632** 01-04
2700K - CRI 90 - DALI					
7,2W	560	8,6W	409	16°	**Q633** 01-04
7,2W	560	8,6W	398	24°	**Q634** 01-04
7,2W	560	8,6W	364	44°	**Q635** 01-04



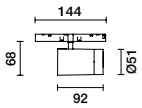

source		system			
W	lm	W	lm	optic	code colour
LED					
3000K - CRI 90 - DALI					
12W	860	13,9W	619	12°	**Q636** 01-04
12W	860	13,9W	611	26°	**Q637** 01-04
12W	860	13,9W	585	42°	**Q638** 01-04
2700K - CRI 90 - DALI					
12W	810	13,9W	583	12°	**Q639** 01-04
12W	810	13,9W	575	26°	**Q640** 01-04
12W	810	13,9W	551	42°	**Q641** 01-04

new



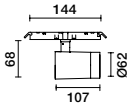

source		system			
W	lm	W	lm	optic	code colour
LED					
4000K - CRI 80 - DALI					
7,4W	800	8,4W	570	12°	**QP06** 01-04
15W	2050	16,7W	1595	26°	**QP07** 01-04
15W	2050	16,7W	1615	42°	**QP08** 01-04
3000K - CRI 90 - DALI					
12W	830	13,1W	587	12°	**QP09** 01-04
18W	2000	20,3W	1553	26°	**QP10** 01-04
18W	2000	20,3W	1573	42°	**QP11** 01-04
2700K - CRI 90 - DALI					
12W	800	18,2W	570	12°	**QP12** 01-04
19W	2000	21,4W	1553	26°	**QP13** 01-04
19W	2000	21,4W	1573	42°	**QP14** 01-04

QP06, QP09, QP12: Opti Beam Lens

new



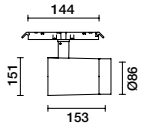

source		system			
W	lm	W	lm	optic	code colour
LED					
4000K - CRI 80 - DALI					
20W	3050	22,4W	2372	18°	**QP15** 01-04
20W	3050	22,4W	2372	32°	**QP16** 01-04
20W	3050	22,4W	2281	56°	**QP17** 01-04
3000K - CRI 90 - DALI					
11W	820	13,1W	408	8°	**QP18** 01-04
25W	2900	26,5W	2280	18°	**QP19** 01-04
25W	2900	26,5W	2280	32°	**QP20** 01-04
25W	2900	26,5W	2192	56°	**QP21** 01-04
2700K - CRI 90 - DALI					
12W	790	18,1W	396	8°	**QP22** 01-04
25W	2800	26,5W	2193	18°	**QP23** 01-04
25W	2800	26,5W	2193	32°	**QP24** 01-04
25W	2800	26,5W	2109	56°	**QP25** 01-04

QP18, QP22: Opti Beam Lens

Class III product performances are assured only when using the electronic power supplies and drivers indicated in the catalogue.

Technical information may change alongside technological progress. Consult iguzzini.com for ongoing updates.

Optical accessories	ø37 code	ø37 colour	ø51 code	ø51 colour	ø62 code	ø62 colour	ø86 code	ø86 colour
Opti Beam Refractor								
medium	---	---	---	---	---	---	**MY47**	24
flood	---	---	---	---	---	---	**MY48**	24
wide flood	---	---	---	---	---	---	**MY49**	24
Interchangeable reflectors for LED C.o.B.								
medium	---	---	---	---	---	---	**MZ59**	12
flood	---	---	---	---	---	---	**MZ60**	12
wide flood	---	---	---	---	---	---	**MZ61**	12
Honeycomb louvre	**MZ43**	04	**MZ45**	04	---	---	**MY38**	04
Spill ring	**MZ49**	04	**MZ52**	04	---	---	---	---
“Soft Lens” filter	---	---	---	---	---	---	**MY46**	24
Refractor for elliptical distribution	**MZ47**	24	**MZ50**	24	---	---	**MXV1**	24
Cylindrical screen	**MZ48**	04	**MZ51**	04	**MZ55**	04-47	**MZ57**	04-47
Horizontal directional fins	---	---	---	---	**MZ56**	04	**MZ58**	04

Palco
Wall Washer - Low Voltage track

design Artec3 Studio





ø 51



ø 86

Explore and interact with products in 3D.
thelightexperience.iguzzini.com

NEW DALI High CRI IP20

- Wall Washer
- Installation on Low Voltage track (48V) presented on page 272.
- Floodlight with DC / DC converter built into the adapter.
- Adapter-track connection with fast click-fit system.
- Floodlight body in die-cast aluminium;
- 90° angle in the horizontal plane and 360° rotation around the vertical axis.
- CoB LED with high colour yield index.
- Complete with asymmetrical Wall Washer screen
- Compatible with Beacon accessory for 48V track

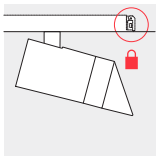

Mechanical locking of adapter to the ø 86 track

Optics



WW

Correct installation

Correct installation distances to achieve uniform lighting of the walls.

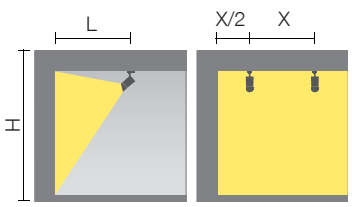

Version (mm)	L (m)	H (m)	X (m)	X/2 (m)
ø 51 mm	1,0	2,7	0,7	0,35
ø 89 mm	1,0	2,7	0,7	0,35



01
WHITE



04
BLACK

iguzzini.com code finder / download design files / save and organize favorites

new
Available from June



source		system			
W	lm	W	lm	optic	code colour
LED					
3000K - CRI 90 - DALI					
12W	860	**13,9W**	**189**	**WW**	**Q652** 01-04
2700K - CRI 90 - DALI					
12W	810	**13,9W**	**178**	**WW**	**Q653** 01-04

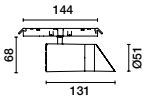

new



source		system			
W	lm	W	lm	optic	code colour
LED					
4000K - CRI 80 - DALI					
20W	3050	**22,4W**	**1247**	**WW**	**QP26** 01-04
3000K - CRI 90 - DALI					
25W	2900	**26,5W**	**1199**	**WW**	**QP27** 01-04
2700K - CRI 90 - DALI					
25W	2800	**26,5W**	**1153**	**WW**	**QP28** 01-04

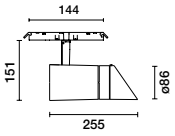



Pierre Soulages Museum - Rodez, France
Architectural Project:
Rafael Aranda, Carme Pigem, Ramon Vilalta, Gilles Trégouët (RCR Arquitectes), Passelac & Roques Architectes
Lighting project: Artec 3
Photo: Didier Boy De La Tour

Class III product performances are assured only when using the electronic power supplies and drivers indicated in the catalogue.

Palco
Framer - Low Voltage track

Palco Awards
ADI Design Index / Award for innovation / German Design Award (Lighting, Luminaire series) 2018

design Artec3 Studio





ø 19



ø 37

Explore and interact with products in 3D.
thelightexperience.iguzzini.com

DALI | High CRI | Shape & Twist | IP20

- Framer
- Installation on Low Voltage track (48V) presented on page 272.
- Floodlight with DC / DC converter built into the adapter.
- Adapter-track connection with fast click-fit system.
- Floodlight body in die-cast aluminium;
- Ø19 floodlight with metal gobo and manual focusing system
- Ø37 floodlight with metal gobo and outer fins for adjusting and shaping the light beam.
- CoB LED with high colour yield index
- Compatible with Beacon accessory for 48V track



Compact dimensions



Magnetic system



Focusing



No stray light

Lighting effects - ø 19

Circles with different dimensions can be adjusted using the internal metal gobo.
Manual focusing.



m	ø 19 (ø5mm)	
	ø	lux
0,5	0,19	860
1	0,37	205
2	0,56	88
3	0,74	50



01
WHITE



04
BLACK

Lighting effects - ø 37



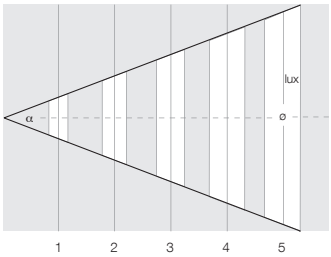

m	ø 37	
	L	lux
1	0,36	1606,79
2	0,72	401,70
3	1,08	178,53
4	1,44	100,42
5	1,80	64,27



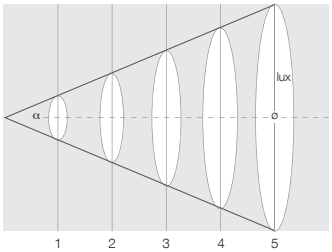

m	ø 37 (ø=5)	
	ø	lux
1	0,17	1600,35
2	0,34	400,09
3	0,51	177,82
4	0,69	100,02
5	0,86	64,01

m	ø 37 (ø=10)	
	ø	lux
1	0,34	1684,14
2	0,68	421,03
3	1,02	187,13
4	1,36	105,26
5	1,70	67,37

Shape&Twist - ø 37

External wings for manual adjustment of shapes (three- and four-sided) - Shape





Precision adjustment by rotating the body without having to open the product - Twist!





iguzzini.com code finder / download design files / save and organize favorites



source		system		
W	lm	W	lm	code colour
LED				
3000K - CRI 90 - DALI				
2W	180	3,4W	13	**Q648** 01-04
2700K - CRI 90 - DALI				
2W	170	3,4W	12	**Q649** 01-04

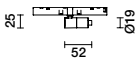



source		system		
W	lm	W	lm	code colour
LED				
3000K - CRI 90 - DALI				
6,5W	620	8W	143	**Q650** 01-04
2700K - CRI 90 - DALI				
6,5W	590	8W	136	**Q651** 01-04

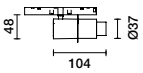

Class III product performances are assured only when using the electronic power supplies and drivers indicated in the catalogue.

View
Opti Beam Lens Low Voltage track

design iGuzzini/Arup





⧄ 126



ø 126

Explore and interact with products in 3D.
thelightexperience.iguzzini.com

NEW DALI High CRI Opti Beam IP20

- Installation on Low Voltage track (48V)
- Range of floodlights equipped with a built-in DC / DC converter hidden in the adapter
- Round and square versions.
- In die-cast aluminium and thermoplastic material
- Opti Beam lens in thermoplastic material for a well-defined light cone.
- High visual comfort (when used with related accessories).
- 90° angle on the horizontal plane; 360 ° rotation around the vertical axis LED C.o.B - high efficiency with passive dissipation

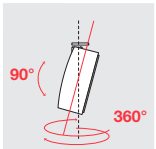

Dual rotation

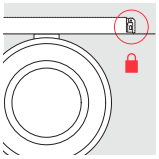
Mechanical locking of adapter to the track

Optics



SS α 4°-8°
S α 14°
M α 16°
F α 26°-28°
WF α 46°
WW
E *

*Elliptical optics are obtained by installing the specific accessory.

iguzzini.com/it/**view-opti-beam-lens-square**
iguzzini.com/it/**view-opti-beam-lens-round**



47
WHITE/BLACK



04
BLACK

Accessories

Two technologies available and multiple combinations to ensure maximum application flexibility and visual comfort.
The Opti Beam lens produces an extremely concentrated cone (SS) with sharp edges without a double ring effect. In combination, it is possible to fit Opti Beam interchangeable refractors to open the beam to medium, flood and wide flood.
Optical and photometric accessories to expand and modulate light emissions.

* Accessory ring and cylindrical screen at 45° allowing installation of up to two flat accessories.

Indoor lighting systems

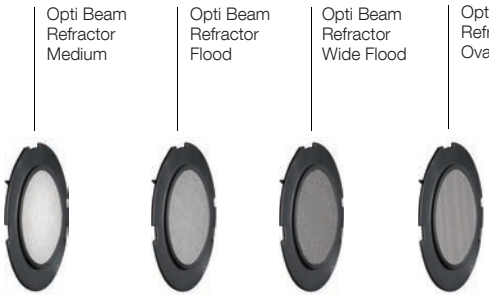

Outdoor lighting systems



iguzzini.com code finder / download design files / save and organize favorites

new
Available from June



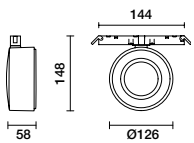

source		system			
W	lm	W	lm	optic	code colour
LED					
4000K - CRI 80 - DALI					
10W	1100	**11,2W**	**550**	**8°**	**QN66** 04-47
18W	2400	**19,7W**	**2040**	**14°**	**QN67** 04-47
18W	2400	**19,7W**	**2010**	**26°**	**QN68** 04-47
3000K - CRI 90 - DALI					
10W	810	**11,2W**	**405**	**8°**	**QN71** 04-47
18W	1900	**19,7W**	**1615**	**14°**	**QN72** 04-47
18W	1900	**19,7W**	**1592**	**26°**	**QN73** 04-47
18W	1900	**19,7W**	**1575**	**46°**	**QN74** 04-47



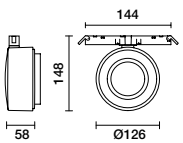

source		system			
W	lm	W	lm	optic	code colour
LED					
4000K - CRI 80 - DALI					
18W	2400	**19,7W**	**1656**	**WW**	**QN70** 04-47
3000K - CRI 90 - DALI					
18W	1900	**19,7W**	**1311**	**WW**	**QN75** 04-47

Class III product performances are assured only when using the electronic power supplies and drivers indicated in the catalogue.

View
Opti Beam Lens Low Voltage track


47
WHITE/BLACK


04
BLACK

iguzzini.com code finder / download design files / save and organize favorites

new
Available from June



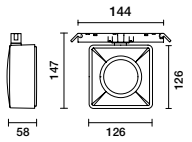

source W	source lm	system W	system lm	optic	code colour
LED					
4000K - CRI 80 - DALI					
10W	1100	**11,2W**	**550**	**8°**	**QN86** 04-47
18W	2400	**19,7W**	**2040**	**14°**	**QN87** 04-47
18W	2400	**19,7W**	**2010**	**26°**	**QN88** 04-47
18W	2400	**19,7W**	**1990**	**46°**	**QN89** 04-47
3000K - CRI 90 - DALI					
10W	750	**11,2W**	**370**	**8°**	**QN91** 04-47
18W	1900	**20,1W**	**1610**	**14°**	**QN92** 04-47
18W	1900	**20,1W**	**1590**	**26°**	**QN93** 04-47
18W	1900	**20,1W**	**1570**	**46°**	**QN94** 04-47



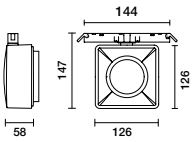

source W	source lm	system W	system lm	optic	code colour
LED					
4000K - CRI 80 - DALI					
18W	2400	**19,7W**	**1656**	**WW**	**QN90** 04-47
3000K - CRI 90 - DALI					
18W	1900	**20,1W**	**1310**	**WW**	**QN95** 04-47


Accessory mounting ring **MZ18** 04


Opti Beam Refractor

oval	**MZ29**	24
medium	**MZ26**	24
flood	**MZ27**	24
wide flood	**MZ28**	24
wall washer	**MZ30**	24


Honeycomb louvre **MZ20** 04


"Soft Lens" filter **MZ24** 24


Refractor for elliptical distribution **MY34** 24


45° cylindrical screen **MZ16** 04

'Luca Signorelli Exhibition. De ingegno et spirto pelegrino'
National Gallery of Umbria - Perugia, Italy
Photo: Luca Petrucci

Class III product performances are assured only when using the electronic power supplies and drivers indicated in the catalogue.

Technical information may change alongside technological progress. Consult iguzzini.com for ongoing updates.


pinterest.com/iguzzini
"Con l'andar degli anni il Signorelli abbrus tolisce ognor più le figur
ndosi del t

Low Voltage Track

Ceiling/Pendant installation module



Recessed installation module



IP20

- Low voltage track (48V).
- Surface mount and frameless downlight versions for false ceilings (Minimal).
- Ceiling, wall and suspended applications.
- Pre-set for mechanical click-fit mounting and fast connection with adapters.
- A snug track sheath is available to cover spaces not fitted with floodlights.
- Connection joints, installation accessories and power supply units are available with separate code numbers.

Surface / Pendant



Surface

Pendant



L=500

L=1000

L=2000

L=3000

Applications
The articulated joint is used to change direction between two consecutive tracks even at angles other than 90°

Angle joint also available with possibility of power supply

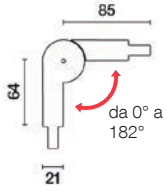

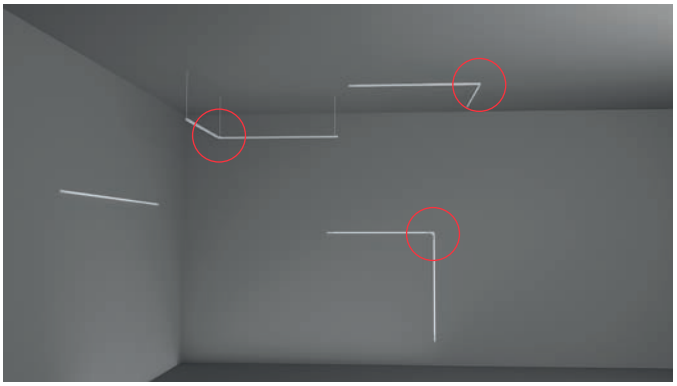

Recessed







L=500



L=1000



L=2000



L=3000

Installations on various false ceiling thickness from
12.5 mm to 20.5 mm

false ceilings from 12.5 to 16.5 mm



false ceilings from 16.5 to 20.5 mm



Applications
Angular joints allow adjustments of +/- 5 °

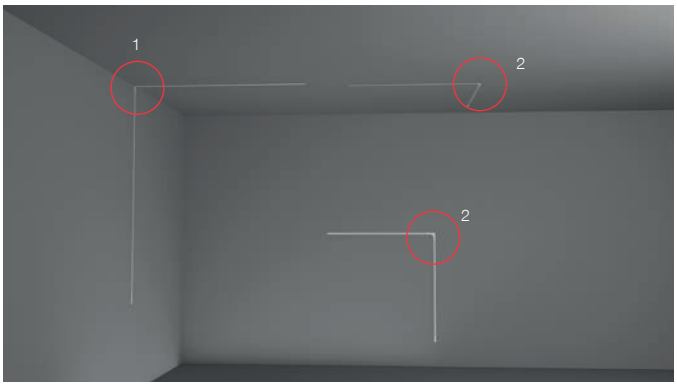

Wall-ceiling joint (1)

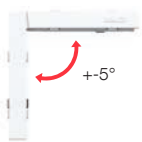

Joint for adjacent corners (2)

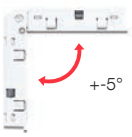

Low Voltage Track

01 WHITE

04 BLACK

iguzzini.com code finder / download design files / save and organize favorites



length	code colour
Module for ceiling-mounted and pendant installation	
Module	
500	**Q614** 01-04
1000	**Q615** 01-04
2000	**Q616** 01-04
3000	**Q617** 01-04





length	code colour
Module for recessed installation	
Module	
500	**Q618** 01-04
1000	**Q619** 01-04
2000	**Q620** 01-04
3000	**Q621** 01-04

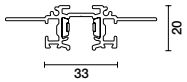

Ceiling/Pendant accessories

Control gear	code	colour
Direct coupling		
for ceiling or suspended installation	**MZ63**	01-04
Ball joint		
geared for power supply	**MZ99**	01-04
for ceiling or suspended installation	**MZ64**	01-04
Cover strip		
L=1000 2 units	**MZ38**	01-04
Power supply for low voltage track		
with closing cap	**MZ62**	01-04

Mounting accessories	code	colour
Power supply base with suspension cable		
L=2000	**MZ67**	01-04
with suspension cable with millimetrical adjustement L=2000	**MZ66**	01-04
5-pole power supply strip		
with suspension cable with millimetrical adjustement L=2000	**MZ98**	01-04
Suspension cable		
L=2000	**MZ65**	00

Mounting accessories	code	colour
Wall attachment	**MZ69**	01-04
Ceiling mounting attachment	**MZ70**	00
Cable for coupling control panels		
L=2000	**MZ68**	00
Anti-tilting suspension kit	**BE37**	00-01-04

Power supply	code	colour
DALI power supply unit		
75 W	**MZ80**	00
150 W	**MZ37**	00
DALI driver box for Low Voltage track		
75W	**MZ96**	01-04
150W	**MZ95**	01-04
DALI driver box Low Voltage track with cables		
75W	**MZ94**	01-04
150W	**MZ93**	01-04

Interfaces & remote units	code	colour
BLE BeCon Low Voltage Track		
2.4 GHz - 0.36 W L = 94 mm	**PA04**	01-04

Recessed accessories

Control gear	code	colour
L joint	**MZ41**	01-04
L-shaped wall / ceiling joint	**MZ42**	01-04
Direct coupling	**MZ40**	01-04
Cover strip		
L=1000 2 units	**MZ38**	01-04
Power head with closing cap	**MZ39**	01-04 for recessed installation

Mounting accessories	code	colour
Derma for installing structural sections 2 units	**PA05**	00
90° profile	**BE38**	01-04

Power supply	code	colour
DALI power supply unit		
75 W	**MZ80**	00
150 W	**MZ37**	00

Interfaces & remote units	code	colour
BLE BeCon Low Voltage Track		
2.4 GHz - 0.36 W L = 94 mm	**PA04**	01-04

10 HP Lounge Bar - Sestriere, Italy
Architectural project:
Arch. Matteo Italia, Italia and Partners
Lighting project iLuminanti Torino
Photo: Federico Moschietto

Class III product performances are assured only when using the electronic power supplies and drivers indicated in the catalogue.


I CAN'T GET NO
SATISFACTION
Dieci HP


pinterest.com/iguzzini
ANTZERKIA
CBA
NOVEL

General lighting systems
Perceptive uniformity of space

General lighting is obtained using broad beam optics and down and/or up light. We apply different optical technologies to track formal identity and always ensure optimal visual comfort and energy efficiency. Recessed, suspended and ceiling-mounted modular installations are envisaged.

322 Overview General lighting systems

328 Isola

334 iPlan

338 iPlan Easy

340 iPlan Access

345 iN 30

345 iN 60

345 iN 90

Carlos Blanco Aguinaga Cultural Centre - Irun, Spain Architectural project: Uzcanga Arquitectos S.L.P - Luis Uzcanga, Almudena Grandio, Ignacio Iriarte
Lighting project: Almudena Grandio
Photo: Luz y Arquitectura. Gala Martínez

Overview General lighting systems







	328 Isola	**334** iPlan	**338** iPlan Easy	**340** iPlan Access	**346** iN30 High Contrast UGR<10
Performances	new			new	
Optics	GL/UGR	GL/UGR	GL/UGR	GL/UGR	UGR<19
Power W	30 → 170	33 → 41	30,4 → 39,4	18 → 36,2	10,2 → 49,3
Luminous flux lm	3000 → 22450	894 → 1247	3413 → 3744	2000 → 3969	1576 → 4078
Colour temperature	3000/4000	3000/4000	3000/4000	3000/4000	3000/4000
Emergency		•			
Dimensions and versions					
Length (range cm)	ø 1150/870/590	1200	300 → 1200	300 → 1200	1197 → 1492
Downlight	•		•	•	•
Ceiling-mounted	•		•	•	•
Wall-mounted	•	•	•	•	•
Pendant	•	•	•	•	•
Floor lamp		•			
Continual line					•




	358 iN90 General Lighting - Low Contrast	**358** iN90 UGR<19
Performances		
Optics	GL	UGR
Power W	17 → 103,6	8,4 → 45,3
Luminous flux lm	1873 → 11265	911 → 5827
Colour temperature	3000/4000	3000/4000
Emergency		
Dimensions and versions		
Length (range cm)	598 → 1196	598 → 1196
Downlight	•	•
Ceiling-mounted	•	•
Wall-mounted	•	•
Pendant	•	•
Floor lamp		
Continual line	•	•

Optics: LC Low Contrast - **UGR** Controlled luminance - **WW** Wall Washer - **GL** General Lighting



346 iN30
General Lighting -
Low Contrast



349 iN60
General Lighting -
Low Contrast



349 iN60
Wall Washer



349 iN60
UGR<19

	LC	LC	WW	UGR<19
	10,2 → 49,3	8,6 → 47,5	9,9 → 64,4	4,3 → 44,3
	1576 → 4078	914 → 7655	765 → 5465	592 → 5029
	3000/4000	3000/4000	3000/4000	3000/4000
	1197 → 2394	598 → 3588	597 → 1196	598 → 3588
	•	•	•	•
	•	•	•	•
	•	•	•	•
	•	•	•	•
	•	•	•	•

Data refer to the light flow of the system (3000K).
Technical information may change alongside technological progress. Consult iguzzini.com for ongoing updates.

It's in the optic

Optics
Perimeter LED light emission ensuring uniform and comfortable light diffusion, with UGR values of <19 and controlled luminance values. Ideal in work environments.

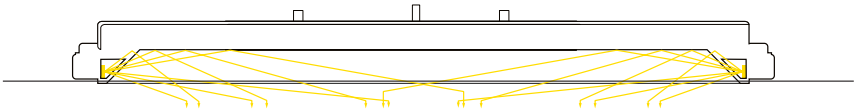

Screens
Two screens for general lighting: one with an opal screen and the other with micro-prismatic HP screen with filter for highly professional performance and efficiency up to 110 lm / W.
Another micro-prismatic screen for comfortable light with values of UGR <19 and controlled luminance <3000cd/m^2.



Opal screen
Devices with opal polycarbonate diffusers ensure broad and uniform distribution of light.



Micro-prismatic screen
Luminaires with a micro-prismatic screen provide high luminous efficiency and perfect luminance control UGR<19.

Light Emissions
The ability to "modulate" the light emission of the flow ensures correct illumination of areas of operative interest with direct emission (down light) at the same time as indirect emission (up light), while maintaining correct uniformity values and ensuring optimal visual comfort.



Up down lighting



Down lighting

MacAdam
We choose the world's best suppliers to ensure consistent and repetitive selection of LEDs to ensure colour uniformity not only over time but also between different products in the same lighting project, up to MacAdam Step 2.



iGuzzini (MacAdam step 2)



Other solutions (MacAdam step > 3)

CRI
Chromatic yield defines the ability to saturate the colours.
We select the best LEDs ensuring incomparable colour yield with values in excess of 90.



Duration of LEDs
The lifespan of LEDs is a given statistic. Parameters “L” and “B” describe the percentage value of the final luminous flux (L) and the confidence level expressed (B). Our new generation products always envisage B10 or B20, thereby stating extremely reliable LED lifespan values.

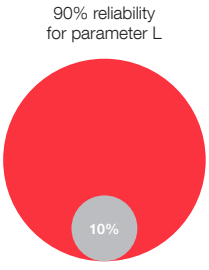

LED iGuzzini B10

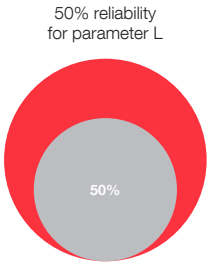

common LEDs on market B50

B10
Indicates a 90% reliability level at the point the declared lifetime is reached with the light flow indicated.



Reliability for better Light

Downlights for modular false ceilings
Modular flush-mount units are designed for office settings, meeting rooms, professional studios, hospitality lounges, waiting rooms and passage areas featuring standard module false ceilings.
These luminaires have many advantages: reduced height, rapid fixing, easy installation.





Reduced height
The extremely compact dimensions of these units allows installation even with rather low false ceilings.



Installation
These modular flush mounts can be installed thanks to special accessories on all types of false ceilings and / or walls.

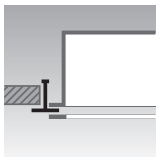
Grid installation from above

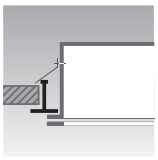
Grid installation from below

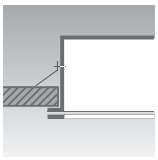
Plasterboard application

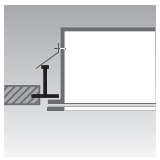
Hidden grid installation from below

Electronic features



Emergency lighting

Luminaires
incorporating an emergency device, in compliance with regulations governing their use, are now widespread in homes, offices and public areas.

DALI

DALI protocol

Digital Addressable Lighting Interface
This technology allows not just energy savings but also customised lighting set-ups.

Carlos Blanco Aguinaga Cultural Centre - Irun, Spain
Architectural project: Uzcanga Arquitectos S.L.P - Luis Uzcanga, Almudena Grandio, Ignacio Iriarte
Lighting project: Almudena Grandio
Photo: Luz y Arquitectura. Gala Martínez


pinterest.com/iguzzini

Isola



Pendant
ø 1150 mm



Ceiling light
ø 1150 mm



Recessed
ø 1150 mm



Pendant
ø 870 mm



Pendant
ø 590 mm



Ceiling light
ø 870 mm



Ceiling light
ø 590 mm

Recessed
ø 870 mm



Recessed
ø 590 mm

Isola



01
WHITE

Explore and interact with products in 3D.
thelightexperience.iguzzini.com

NEW DALI Smart Light K K h IP20

- Surface-mount device.
- Available in 3 scaled sizes
- Can be adapted for suspended and recessed versions using special accessories with separate codes
- Down light emission
- Up/down versions with indirect decorative flow (aura) also available in surface-mount versions
- Backlit LED technology
- General Light and UGR <19 - 3000 cd/m2 versions
- Wiring envisaged: DALI and Bluetooth
- IP20

Light distribution
The opal methacrylate diffuser version ensures broad and uniform distribution of light. A special lighting aura creates a delicate, elegant crown on the ceiling.



Aura/Downlight for surface-mount and suspended versions



Downlight for flush and ceiling mounting

Screens
Two screens for general lighting: one with an opal screen and the other with micro-prismatic HP screen with filter for highly professional performance and efficiency up to 110 lm / W.

opal diffuser



micro-prismatic diffuser

Installations

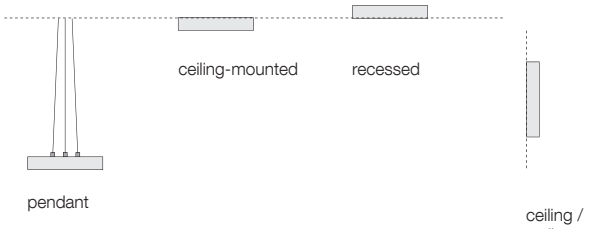

BLE-DALI 4 Interface
Smart device using the Bluetooth Low Energy protocol (integrated in the product) capable of activating management of lighting (smart light control) and the beacon (smart services: Space Management Push notification and Indoor Navigation).

Smart Light

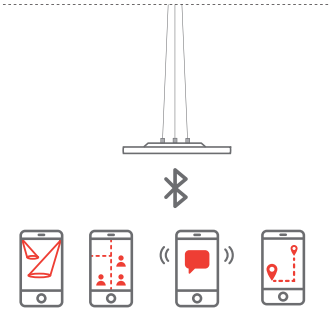

iguzzini.com code finder / download design files / save and organize favorites

new
Ceiling and pendant versions available from April
Downlight version available from September

new





source		system		
W	lm	W	lm	code colour
General light - Down light				
LED				
4000K - CRI 80 - DALI				
39W	7160	**44W**	**5200**	**QL64** 01-04
3000K - CRI 80 - DALI				
39W	6800	**44W**	**4960**	**QL65** 01-04
Tunable white - CRI 80 - DALI				
25W	4650	**30W**	**3800**	**QL66** 01-04

Complete with power supply

new





source		system		
W	lm	W	lm	code colour
UGR<19 3000 cd/mq - Down light				
LED				
4000K - CRI 80 - DALI				
28W	5515	**33W**	**3700**	**QL82** 01-04
4000K - CRI 90 - DALI				
28W	4550	**33W**	**3150**	**QM00** 01-04
3000K - CRI 80 - DALI				
28W	5220	**33W**	**3520**	**QL83** 01-04
3000K - CRI 90 - DALI				
28W	4300	**33W**	**3000**	**QM01** 01-04
Tunable white - CRI 80 - DALI				
25W	4650	**30W**	**3300**	**QL84** 01-04

Complete with power supply



01
WHITE

iguzzini.com code finder / download design files / save and organize favorites

new
Ceiling and pendant versions available from April
Downlight and BLE versions available from September

new



source		system		
W	lm	W	lm	code colour
General light - Aura/down light				
LED				
4000K - CRI 80 - DALI				
39W	7160	**44W**	**5350**	**QL73** 01-04
3000K - CRI 80 - DALI				
39W	6800	**44W**	**5100**	**QL74** 01-04
4000K - CRI 80 - Bluetooth Low Energy (BLE node)				
39W	7200	**47W**	**5350**	**QM12** 01-04
3000K - CRI 80 - Bluetooth Low Energy (BLE node)				
39W	6800	**47W**	**5100**	**QM13** 01-04
Tunable white - CRI 80 - DALI				
25W	4650	**30W**	**3900**	**QL75** 01-04

Complete with power supply

new



source		system		
W	lm	W	lm	code colour
UGR<19 3000 cd/mq - Aura/down light				
LED				
4000K - CRI 80 - DALI				
28W	5500	**33W**	**3800**	**QL91** 01-04
4000K - CRI 90 - DALI				
28W	4700	**33W**	**3200**	**QM06** 01-04
3000K - CRI 80 - DALI				
28W	5220	**33W**	**3600**	**QL92** 01-04
3000K - CRI 90 - DALI				
28W	4400	**33W**	**3100**	**QM07** 01-04
4000K - CRI 80 - Bluetooth Low Energy (BLE node)				
28W	5500	**36W**	**3800**	**QM18** 01-04
4000K - CRI 90 - Bluetooth Low Energy (BLE node)				
28W	3700	**36W**	**3200**	**QM24** 01-04
3000K - CRI 80 - Bluetooth Low Energy (BLE node)				
28W	5200	**36W**	**3600**	**QM19** 01-04
3000K - CRI 90 - Bluetooth Low Energy (BLE node)				
28W	4400	**36W**	**3100**	**QM25** 01-04
Tunable white - CRI 80 - DALI				
25W	4650	**30W**	**3350**	**QL93** 01-04

Complete with power supply

new

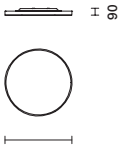

source		system		
W	lm	W	lm	code colour
General light - Down light				
LED				
4000K - CRI 80 - DALI				
81W	15230	**90W**	**12490**	**QL67** 01-04
3000K - CRI 80 - DALI				
81W	14420	**90W**	**11950**	**QL68** 01-04
Tunable white - CRI 80 - DALI				
50W	9600	**62W**	**7900**	**QL69** 01-04

Complete with power supply

new

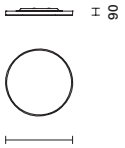

source		system		
W	lm	W	lm	code colour
UGR<19 3000 cd/mq - Down light				
LED				
4000K - CRI 80 - DALI				
53W	11470	**66W**	**8760**	**QL85** 01-04
4000K - CRI 90 - DALI				
53W	9500	**66W**	**7450**	**QM02** 01-04
3000K - CRI 80 - DALI				
53W	10860	**66W**	**8390**	**QL86** 01-04
Tunable white - CRI 80 - DALI				
50W	9600	**62W**	**6750**	**QL87** 01-04
3000K - CRI 90 - DALI				
53W	9000	**66W**	**7100**	**QM03** 01-04

Complete with power supply

Isola



01
WHITE

iguzzini.com code finder / download design files / save and organize favorites

new
Ceiling and pendant versions available from April
Downlight and BLE versions available from September

new

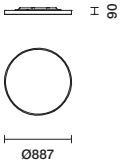

source W	source lm	system W	system lm	code colour
General light - Aura/down light				
LED				
4000K - CRI 80 - DALI				
81W	15230	**90W**	**12850**	**QL76** 01-04
3000K - CRI 80 - DALI				
81W	14420	**90W**	**12300**	**QL77** 01-04
4000K - CRI 80 - Bluetooth Low Energy (BLE node)				
81W	15200	**93W**	**12850**	**QM14** 01-04
3000K - CRI 80 - Bluetooth Low Energy (BLE node)				
81W	14400	**93W**	**12300**	**QM15** 01-04
Tunable white - CRI 80 - DALI				
50W	9600	**62W**	**8100**	**QL78** 01-04

Complete with power supply

new

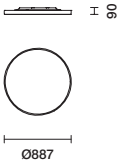

source W	source lm	system W	system lm	code colour
UGR<19 3000 cd/mq - Aura/down light				
LED				
4000K - CRI 80 - DALI				
53W	11470	**66W**	**9000**	**QL94** 01-04
4000K - CRI 90 - DALI				
53W	9750	**66W**	**7650**	**QM08** 01-04
3000K - CRI 80 - DALI				
53W	10860	**66W**	**8600**	**QL95** 01-04
3000K - CRI 90 - DALI				
53W	9200	**66W**	**7350**	**QM09** 01-04
4000K - CRI 80 - Bluetooth Low Energy (BLE node)				
53W	11500	**69W**	**9000**	**QM20** 01-04
4000K - CRI 90 - Bluetooth Low Energy (BLE node)				
53W	9700	**69W**	**7700**	**QM26** 01-04
3000K - CRI 80 - Bluetooth Low Energy (BLE node)				
53W	10900	**69W**	**8600**	**QM21** 01-04
3000K - CRI 90 - Bluetooth Low Energy (BLE node)				
53W	9200	**69W**	**7300**	**QM27** 01-04
Tunable white - CRI 80 - DALI				
50W	9600	**62W**	**6900**	**QL96** 01-04

Complete with power supply

new



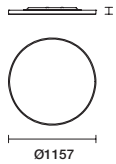

source W	source lm	system W	system lm	code colour
General light - Down light				
LED				
3000K - CRI 80 - DALI				
147W	26260	**166W**	**20970**	**QL71** 01-04
Tunable white - CRI 80 - DALI				
87W	17000	**108W**	**14000**	**QL72** 01-04
4000K - CRI 80 - DALI				
147W	27700	**115W**	**21800**	**QL70** 01-04

Complete with power supply

new



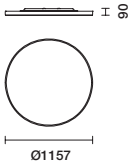

source W	source lm	system W	system lm	code colour
UGR<19 3000 cd/mq - Down light				
LED				
3000K - CRI 80 - DALI				
100W	19890	**115W**	**14600**	**QL89** 01-04
3000K - CRI 90 - DALI				
100W	15500	**115W**	**11900**	**QM05** 01-04
Tunable white - CRI 80 - DALI				
87W	17000	**108W**	**12000**	**QL90** 01-04
4000K - CRI 80 - DALI				
100W	19300	**115W**	**14600**	**QL88** 01-04
4000K - CRI 90 - DALI				
100W	16400	**115W**	**12400**	**QM04** 01-04

Complete with power supply



01
WHITE

iguzzini.com code finder / download design files / save and organize favorites

new
Ceiling and pendant versions available from April
Downlight and BLE versions available from September

new



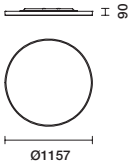

source		system		
W	lm	W	lm	code colour
General light - Aura/down light				
LED				
4000K - CRI 80 - DALI				
147W	27700	**115W**	**22440**	**QL79** 01-04
3000K - CRI 80 - DALI				
147W	26260	**166W**	**21570**	**QL80** 01-04
3000K - CRI 80 - Bluetooth Low Energy (BLE node)				
147W	26250	**170W**	**21600**	**QM17** 01-04
Tunable white - CRI 80 - DALI				
87W	17000	**108W**	**14380**	**QL81** 01-04
4000K - CRI 80 - Bluetooth Low Energy (BLE node)				
147W	27700	**170W**	**22450**	**QM16** 01-04

Complete with power supply

new



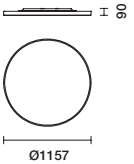

source		system		
W	lm	W	lm	code colour
UGR<19 3000 cd/mq - Aura/down light				
LED				
4000K - CRI 80 - DALI				
100W	19890	**115W**	**15000**	**QL97** 01-04
4000K - CRI 90 - DALI				
100W	16900	**115W**	**12800**	**QM10** 01-04
3000K - CRI 80 - DALI				
100W	18800	**166W**	**14380**	**QL98** 01-04
3000K - CRI 90 - DALI				
100W	16000	**115W**	**12200**	**QM11** 01-04
4000K - CRI 80 - Bluetooth Low Energy (BLE node)				
100W	20000	**118W**	**15000**	**QM22** 01-04
3000K - CRI 80 - Bluetooth Low Energy (BLE node)				
100W	18800	**118W**	**14400**	**QM23** 01-04
3000K - CRI 90 - Bluetooth Low Energy (BLE node)				
100W	16000	**118W**	**12200**	**QM29** 01-04
Tunable white - CRI 80 - DALI				
87W	17000	**108W**	**12300**	**QL99** 01-04
4000K - CRI 90 - Bluetooth Low Energy (BLE node)				
100W	16900	**118W**	**12800**	**QM28** 01-04

Complete with power supply

Mounting accessories	code	colour
 Accessory for flush installation		
Ø 590	**PA46**	01-04
Ø870	**PA47**	01-04
Ø1150	**PA48**	01-04
 Power supply base with suspension cables		
L=2000	**PA45**	01-04
L=4000	**PA44**	01-04

iPlan





Upright
Up light 69%
Down light 31%
Versions with daylight sensor and presence detector are available



Wall
Up light 56%
Down light 44%

Explore and interact with products in 3D.
thelightexperience.iguzzini.com

DALI · mm · h · IP40

- Direct and indirect/direct emission device designed for use with LED sources.
- Available in suspended, ceiling and downlight versions.
- Anodized extruded aluminium optical compartment, methacrylate diffuser screen for general lighting or micro-prismatic for controlled luminance UGR <19.
- Versions with electronic power supply and DALI.
- Suspended versions pre-set for simultaneous switch-on of both types of lighting (direct and indirect); complete with driver, support cables L=1500 mm with creep adjustment and power strip.
- Ceiling versions with installation kit to be ordered separately as an accessory.
- Upright versions with DALI and DALI ACTILUME wiring with presence and Lux sensor.
- IP20
- IP40 on the visible body of the mount after installation.

Lighting distribution
Opal Screen
The opal methacrylate diffuser version ensures broad and uniform distribution of light.


Suspension Up/ down light

Lighting distribution
Micro-prismatic screen
Luminaires with a micro-prismatic screen ensure high luminous efficiency and perfect luminance control UGR<19.


Suspension Up/ down light

Installations

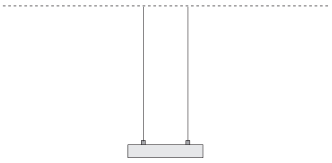
pendant

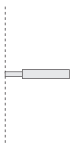
wall-mounted



iguzzini.com code finder / download design files / save and organize favorites



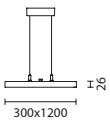

source W	lm	system W	lm	code colour
Up/down light - Low Constrast- General Lighting				
LED				
4000K - CRI 80				
37W 1297 up		**42,3W**	**947 up**	**ME76** 12
5603 down			**4090 down**	
3000K - CRI 80				
37W 1224 up		**42,3W**	**894 up**	**ME77** 12
5276 down			**3851 down**	
4000K - CRI 80 - DALI				
37W 1297 up		**42,2W**	**947 up**	**ME78** 12
5603 down			**4090 down**	
3000K - CRI 80 - DALI				
37W 1224 up		**42,2W**	**894 up**	**ME79** 12
5276 down			**3851 down**	

Complete with power supply base and suspension cables L=1500



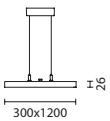

source W	lm	system W	lm	code colour
Up/down light - UGR<19 3000 cd/mq				
LED				
4000K - CRI 80				
37W 1197 up		**42,3W**	**814 up**	**N261** 12
5703 down			**3878 down**	
3000K - CRI 80				
37W 1130 up		**42,3W**	**768 up**	**N262** 12
5370 down			**3652 down**	
4000K - CRI 80 - DALI				
37W 1197 up		**42,2W**	**814 up**	**N263** 12
5703 down			**3878 down**	
3000K - CRI 80 - DALI				
37W 1130 up		**42,2W**	**768 up**	**N264** 12
5370 down			**3652 down**	

DALI versions occupy 1 address. Complete with power supply base and suspension cables L=1500.

iguzzini.com code finder / download design files / save and organize favorites



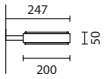

source W	source lm	system W	system lm	code colour
Up/down light				
LED				
4000K - CRI 80 - DALI				
27W	2675 up	**33W**	**1872 up**	**5192** 01-15
	2125 down		**1488 down**	
3000K - CRI 80 - DALI				
26W	2452 up	**33W**	**1716 up**	**5193** 01-15
	1948 down		**1364 down**	
Up/down light - with inverter				
LED				
4000K - CRI 80 - DALI				
27W	2675 up	**33W**	**1872 up**	**5194** 01-15
	2125 down		**1488 down**	
3000K - CRI 80 - DALI				
26W	2452 up	**33W**	**1716 up**	**5195** 01-15
	1948 down		**1364 down**	



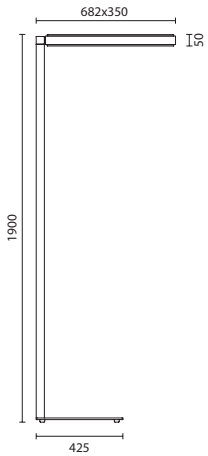

source W	source lm	system W	system lm	code colour
Up/down light				
LED				
4000K - CRI 80 - DALI				
59W	6943 up	**61,4W**	**4859 up**	**4589** 01-15
	3057 down		**2135 down**	
96W	17000	**110W**	**12945**	**Q272** 01-15

Equipped with a L= 2000 mm cable with a plug

Up/down light - ACTILUME with motion and lux sensors				
LED				
4000K - CRI 80 - DALI				
59W	6943 up	**61,4W**	**4859 up**	**4590** 01-15
	3057 down		**2135 down**	
96W	17000	**110W**	**12945**	**Q273** 01-15

Equipped with a L= 2000 mm cable with a plug

Heinemann Offices - Hamburg, Germany
Architectural Project: gmp Architekten von Gerkan, Marg & Partner
Lighting project: Schlotfeldt Licht
Photo: Paolo Carlini

Technical information may change alongside technological progress. Consult iguzzini.com for ongoing updates.


pinterest.com/iguzzini

iPlan Easy

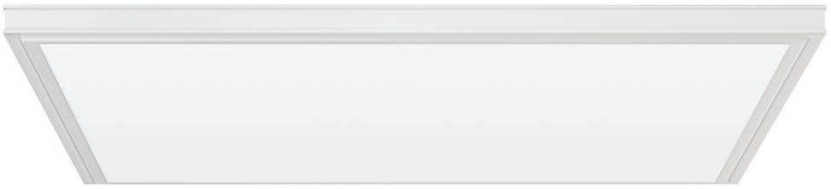



600x600



600x1200

300x300

Explore and interact with products in 3D.
thelightexperience.iguzzini.com

DALI h IP40

- Direct emission LED.
- Available in suspended, ceiling and downlight versions (using accessory kit).
- Painted extruded aluminium optical compartment, methacrylate diffuser screen for general lighting or micro-prismatic for controlled luminance UGR <19.
- Versions with electronic power supply and DALI.
- Reduced height of luminaire.
- Ceiling versions with installation kit to be ordered separately as an accessory.
  The same kit can be used to install the products on walls.
- IP20
- IP40 on the visible body of the mount after installation.

Lighting distribution
Opal Screen
The opal methacrylate diffuser version ensures broad and uniform distribution of light.



Flush mount
and wall/ceiling
mounted down light

Lighting distribution
Micro-prismatic screen
Luminaires with a micro-prismatic screen ensure high luminous efficiency and perfect luminance control UGR<19.



Flush mount
and wall/ceiling
mounted down light

Installations

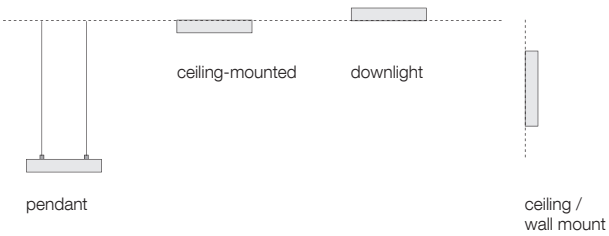

iguzzini.com code finder / download design files / save and organize favorites

Ceiling / Wall / Recessed



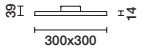

source W	lm	system W	lm	code colour
Low Constrast- General Lighting				
LED				
4000K - CRI 80				
17W	2700	19,9W	1890	**P612** 01
3000K - CRI 80				
17W	2550	19,9W	1785	**P613** 01
4000K - CRI 80 - DALI				
17W	2700	20,5W	1890	**P614** 01
3000K - CRI 80 - DALI				
17W	2550	20,5W	1785	**P615** 01



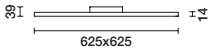

source W	lm	system W	lm	code colour
Low Constrast- General Lighting				
LED				
4000K - CRI 80 - DALI				
32W	4600	38W	3450	**P178** 01
3000K - CRI 80 - DALI				
32W	4300	38W	3225	**P179** 01
Complete with adapter for installation in false ceilings with 625x625 tiles				
High Contrast - UGR<19 3000cd/mq - UGR<19 3000 cd/mq				
LED				
4000K - CRI 80 - DALI				
32W	4600	38W	3404	**P180** 01
3000K - CRI 80 - DALI				
32W	4300	38W	3182	**P223** 01
Complete with adapter for installation in false ceilings with 625x625 tiles				

Ceiling / Wall / Recessed / Pendant



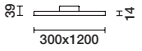

source W	lm	system W	lm	code colour
Low Constrast- General Lighting				
LED				
4000K - CRI 80				
26W	4850	30,9W	3638	**MT18** 01
3000K - CRI 80				
26W	4550	30,9W	3413	**MT19** 01
4000K - CRI 80 - DALI				
26W	4850	30,4W	3638	**MT20** 01
3000K - CRI 80 - DALI				
26W	4550	30,4W	3413	**MT21** 01
High Contrast - UGR<19 3000cd/mq - UGR<19 3000 cd/mq				
LED				
3000K - CRI 80				
31W	4900	39,4W	3528	**MT23** 01
4000K - CRI 80				
31W	5200	39,4W	3744	**MT22** 01
4000K - CRI 80 - DALI				
31W	5200	39,4W	3744	**MT24** 01
3000K - CRI 80 - DALI				
31W	4900	39,4W	3528	**MT25** 01



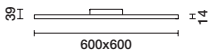

source W	lm	system W	lm	code colour
Low Constrast- General Lighting				
LED				
4000K - CRI 80				
26W	4550	30,9W	3640	**MT10** 01
3000K - CRI 80				
26W	4300	30,9W	3440	**MT11** 01
4000K - CRI 80 - DALI				
26W	4550	30,4W	3640	**MT12** 01
3000K - CRI 80 - DALI				
26W	4300	30,4W	3440	**MT13** 01
High Contrast - UGR<19 3000cd/mq - UGR<19 3000 cd/mq				
LED				
4000K - CRI 80				
26W	4550	30,9W	3640	**MT14** 01
3000K - CRI 80				
26W	4300	30,9W	3440	**MT15** 01
4000K - CRI 80 - DALI				
26W	4550	30,4W	3640	**MT16** 01
3000K - CRI 80 - DALI				
26W	4300	30,4W	3440	**MT17** 01

Mounting accessories	code colour
 Adapter for installation in plasterboard false ceilings	**MY33** 00 for 300x300 modules **9695** 00 for 600x600 modules **9689** 00 for 300x1200 modules

Mounting accessories	code colour
 Ceiling/wall mounting installation kit	**MY32** 00 for 300x300 modules **MX49** 00 for 600x600 modules **MX50** 00 for 300x1200 modules

Mounting accessories	code colour
 Power supply base with suspension cables	
L=1500	**MXW2** 01 for versions with DALI **MXW1** 01 for electronic versions

iPlan Access





600x600



300x1200



120x1155*

Explore and interact with products in 3D.
thelightexperience.iguzzini.com

*only istallatin on bandraster

NEW DALI h IP40

- Direct emission LED.
- Available in recessed, ceiling and suspended versions using special accessories.
- Painted sheet steel perimeter frame, methacrylate diffuser screen for general lighting or micro-prismatic for controlled luminance UGR <19 3000 cd/m2.
- Versions with electronic power supply, DALI and smart sensor.
- Reduced height of luminaire.
- Ceiling versions with installation kit to be ordered separately as an accessory.
- IP20
- IP40 on the visible body of the mount after installation.

Lighting distribution
Opal Screen
The opal methacrylate diffuser version ensures broad and uniform distribution of light.



Downlight for flush and ceiling mounting

Installations

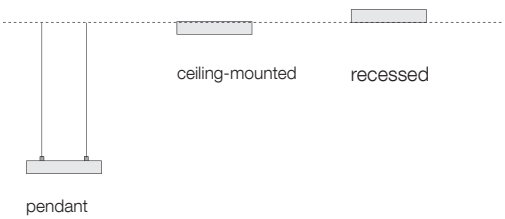

Lighting distribution
Micro-prismatic screen
Luminaires with a micro-prismatic screen ensure high luminous efficiency and perfect luminance control UGR<19 3000 cd/m2.



Downlight for flush and ceiling mounting

Smart Lighting
The Active+ Mobile application allows automatic adjustment of settings.
To use this app, an Android or iOS smartphone is required with a LED flash, a lighting device with a LED Active+ driver and the Active+ Sense sensor.
(Helvar Technology)

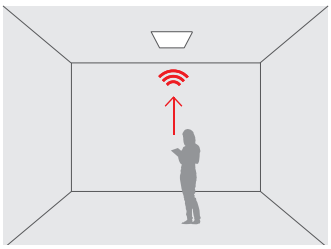

iguzzini.com code finder / download design files / save and organize favorites

new
Available
90 CRI versions available from March

new

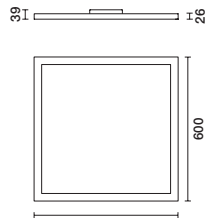

source W	lm	system W	lm	code colour
Low Constrast- General Lighting				
LED				
4000K - CRI 80 - DALI				
30W	4900	**33W**	**3969**	**QI03** 01
4000K - CRI 90 - DALI				
30W	4900	**33W**	**3175**	**QI23** 01
3000K - CRI 80 - DALI				
30W	4700	**33W**	**3807**	**QI04** 01
3000K - CRI 90 - DALI				
30W	4700	**33W**	**3046**	**QI24** 01
4000K - CRI 80 - On/off				
30W	4900	**33W**	**3969**	**QI01** 01
4000K - CRI 90 - On/off				
30W	4900	**33W**	**3175**	**QI21** 01
3000K - CRI 80 - On/off				
30W	4700	**33W**	**3807**	**QI02** 01
3000K - CRI 90 - On/off				
30W	4700	**33W**	**3046**	**QI22** 01
Low Constrast- General Lighting - With smart sensor				
LED				
4000K - CRI 80 - On/off				
30W	4900	**33W**	**3969**	**QI17** 01
3000K - CRI 80 - On/off				
30W	4700	**33W**	**3807**	**QI18** 01

new

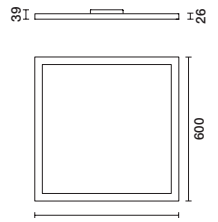

source W	lm	system W	lm	code colour
High Contrast - UGR<19 3000cd/mq				
LED				
4000K - CRI 80 - DALI				
28W	4600	**30,4W**	**3358**	**QI07** 01
4000K - CRI 90 - DALI				
28W	4600	**30,4W**	**2686**	**QI27** 01
3000K - CRI 80 - DALI				
28W	4400	**30,4W**	**3212**	**QI08** 01
3000K - CRI 90 - DALI				
28W	4400	**30,4W**	**2570**	**QI28** 01
4000K - CRI 80 - On/off				
28W	4600	**30,4W**	**3358**	**QI05** 01
4000K - CRI 90 - On/off				
28W	4600	**30,4W**	**2686**	**QI25** 01
3000K - CRI 80 - On/off				
28W	4400	**30,4W**	**3212**	**QI06** 01
3000K - CRI 90 - On/off				
28W	4400	**30,4W**	**2570**	**QI26** 01
High Contrast - UGR<19 3000cd/mq - With smart sensor				
LED				
4000K - CRI 80 - On/off				
28W	4600	**30,4W**	**3358**	**QI19** 01
3000K - CRI 80 - On/off				
28W	4400	**30,4W**	**3212**	**QI20** 01

new

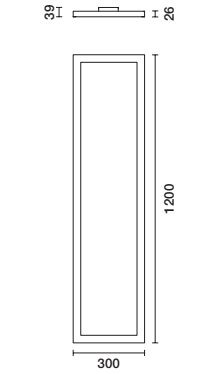

source W	lm	system W	lm	code colour
Low Constrast- General Lighting				
LED				
4000K - CRI 80 - DALI				
33W	5350	**36,2W**	**3959**	**QI11** 01
4000K - CRI 90 - DALI				
33W	5350	**36,2W**	**3167**	**QI31** 01
3000K - CRI 80 - DALI				
33W	5150	**36,2W**	**3811**	**QI12** 01
3000K - CRI 90 - DALI				
33W	5150	**36,2W**	**3049**	**QI32** 01
4000K - CRI 80 - On/off				
33W	5350	**36,2W**	**3959**	**QI09** 01
4000K - CRI 90 - On/off				
33W	5350	**36,2W**	**3167**	**QI29** 01
3000K - CRI 80 - On/off				
33W	5150	**36,2W**	**3811**	**QI10** 01
3000K - CRI 90 - On/off				
33W	5150	**36,2W**	**3049**	**QI30** 01

new

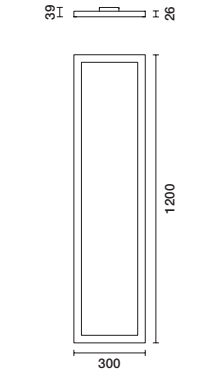

source W	lm	system W	lm	code colour
High Contrast - UGR<19 3000cd/mq				
LED				
4000K - CRI 80 - DALI				
27W	4710	**30,1W**	**3203**	**QI15** 01
4000K - CRI 90 - DALI				
27W	4710	**30,1W**	**2562**	**QI35** 01
3000K - CRI 80 - DALI				
30W	4700	**32,6W**	**3196**	**QI16** 01
3000K - CRI 90 - DALI				
30W	4700	**32,6W**	**2557**	**QI36** 01
4000K - CRI 80 - On/off				
27W	4710	**30,1W**	**3203**	**QI13** 01
4000K - CRI 90 - On/off				
27W	4710	**30,1W**	**2562**	**QI33** 01
3000K - CRI 80 - On/off				
30W	4700	**32,6W**	**3196**	**QI14** 01
3000K - CRI 90 - On/off				
30W	4700	**32,6W**	**2557**	**QI34** 01

iPlan Access

01
WHITE

iguzzini.com code finder / download design files / save and organize favorites

new
Available from June

new

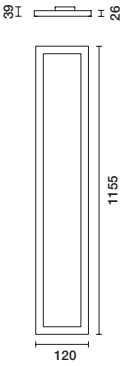

source W	source lm	system W	system lm	code colour
High Contrast - UGR<19 3000cd/mq				
LED				
4000K - CRI 80 - DALI				
-	-	**18W**	**2000**	**JPD0** 01
3000K - CRI 80 - DALI				
-	-	**18W**	**2000**	**JPD1** 01
4000K - CRI 80 - On/off				
-	-	**18W**	**2000**	**JPD2** 01
3000K - CRI 80 - On/off				
-	-	**18W**	**2000**	**JPD3** 01

Only istallatin on bandraster code JPD4

Mounting accessories	code	colour
Accessory for flush installation		
for 600x600 modules	**PA13**	01
for 300x1200 modules	**PA14**	01
for versions L=1155	**JPD4** for bandraster	01
3-pole power supply base		
L=1500	**PA17** For On/Off versions	01

Mounting accessories	code	colour
5-pole power supply strip		
L=1500	**PA18**	01
Suspension kit with 4 steel cables		
L=1500	**PA12**	24
Ceiling installation accessory		
for 600x600 modules	**PA15**	01
for 300x1200 modules	**PA16**	01

Uffici Roose & Partners Architects - Brussels, Belgium
Architectural Project: Roose & Partner Architects
Photo: Serge Brison

Technical information may change alongside technological progress. Consult iguzzini.com for ongoing updates.


pinterest.com/iguzzini


pinterest.com/iguzzini

iN 30 - iN 60 - iN 90

iN 30 page 349



General Lighting - Low Contrast



High Contrast UGR<10

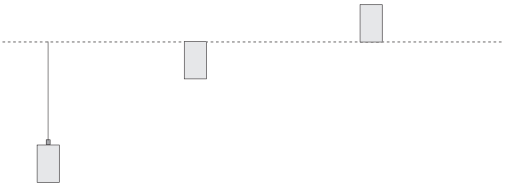

iN 60 page 348



General Lighting - Low Contrast
Microprismatic UGR<19



Wall Washer

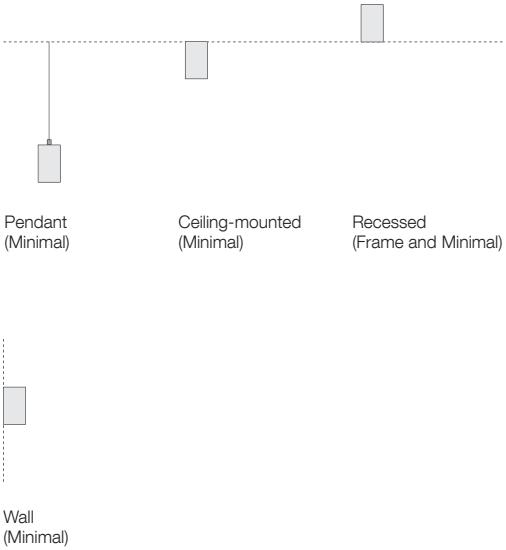

iN 90 page 358



General Lighting - Low Contrast
Microprismatic UGR<19

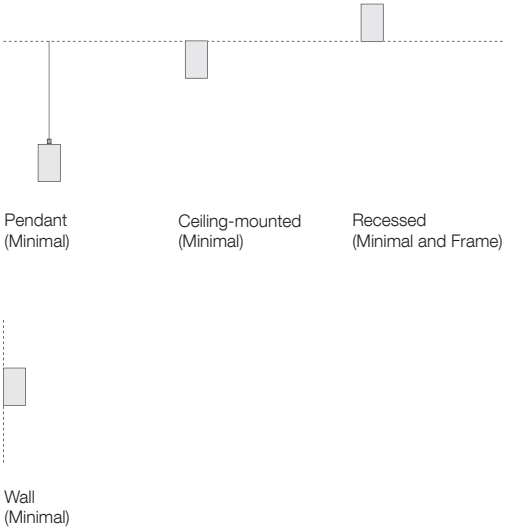

Nuovo campus Cameo - Desenzano del Garda, Italy
Architectural Project: Ackermann&Raff / MSC
Lighting project: EFG / DIGIERRE
Photo: Paolo Carlini

iN 30



General Lighting - Low Contrast



High Contrast UGR<10

Explore and interact with products in 3D.
thelightexperience.iguzzini.com

- Modular lighting system for continuous rows.
- Extruded aluminium frame for minimal (frameless) version.
- Available in two direct emission solutions:
- low contrast for general lighting with frosted diffuser screen; high contrast with controlled luminance UGR<19 down light modules.
- Low contrast: can be ceiling mounted, pendant or recessed modules available in two lengths in end or middle version for continuous line set-up; end modules can be completed with end cap accessories and used individually but they are always needed to start or finish a continuous line.
- High contrast: can be ceiling, pendant or downlight type; modules supplied in two lengths; possibility of individual installation or grouping in a continuous line, completing the modules with the accessories supplied.
- Electronic wiring and DALI available.
- High level of light output.
- Suspension versions having cables fitted with a creep adjustment system.

Optics



General Lighting - Low Contrast



High Contrast UGR<10 - Wide Flood

Installations

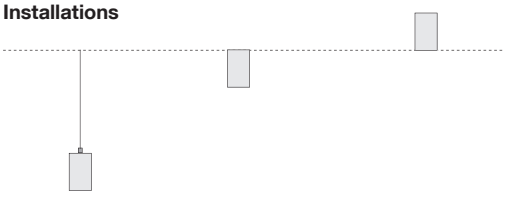

Pendant (Minimal)

Ceiling-mounted (Minimal)

Recessed (Minimal)

System combination

This combo-system helps create very detailed compositions.

For the complete order please add the codes of the installation system you have chosen.

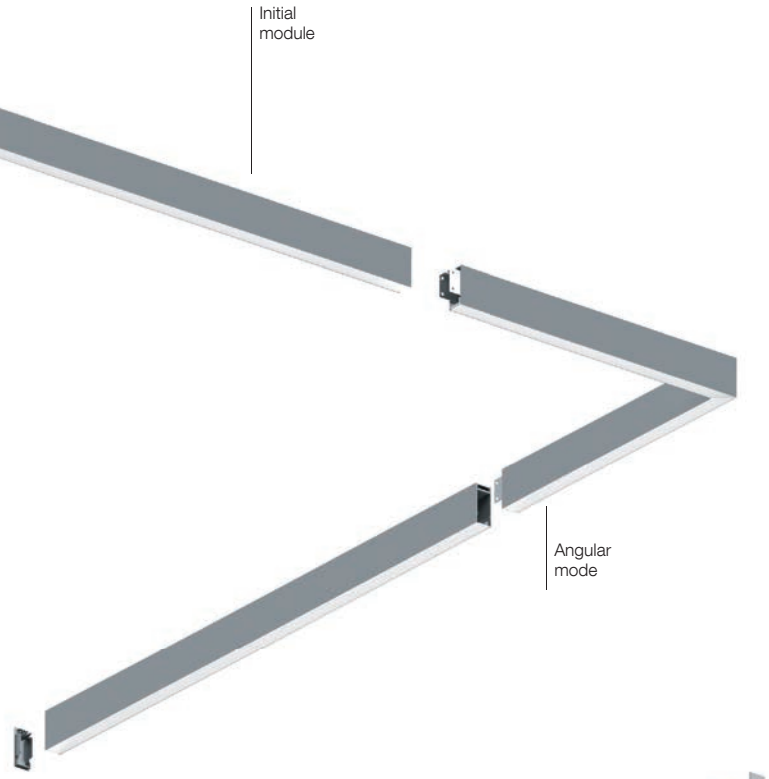

For complex installations, consult the online instruction leaflet and/or on-line configurator.

http://inconfigurator.iguzzini.it/



The system also allows combinations of Low Contrast modules with High Contrast modules using a specific accessory.



iN 30

01 WHITE · 04 BLACK · 12 ALUMINIUM

iguzzini.com code finder / download design files / save and organize favorites

new
04 Black and 01 White finishes available





source W	source lm	system W	system lm	length	code colour
Low Constrast- General Lighting - Initial module					
LED					
4000K - CRI 80					
14W	2650	22,9W	2039	1197	**ME36** 01-04-12
29W	5300	34,4W	4078	2394	**ME37** 01-04-12
3000K - CRI 80					
14W	2450	22,9W	1914	1197	**ME38** 01-04-12
29W	4900	34,4W	3777	2394	**ME39** 01-04-12
4000K - CRI 80 - DALI					
14W	2650	16,8W	2039	1197	**MJ48** 01-04-12
29W	5300	34,8W	4078	2394	**MJ49** 01-04-12
3000K - CRI 80 - DALI					
14W	2450	16,8W	1914	1197	**MJ50** 01-04-12
29W	4900	34,8W	3777	2394	**MJ51** 01-04-12
Low Constrast- General Lighting - Continuous line module					
LED					
4000K - CRI 80					
14W	2650	22,9W	2039	1197	**ME40** 01-04-12
29W	5300	34,4W	4078	2394	**ME41** 01-04-12
3000K - CRI 80					
14W	2450	22,9W	1914	1197	**ME42** 01-04-12
29W	4900	34,4W	3777	2394	**ME43** 01-04-12
4000K - CRI 80 - DALI					
14W	2650	20,1W	2039	1197	**MJ52** 01-04-12
29W	5300	41,5W	4078	2394	**MJ53** 01-04-12
3000K - CRI 80 - DALI					
14W	2450	20,1W	1914	1197	**MJ54** 01-04-12
29W	4900	42,3W	3777	2394	**MJ55** 01-04-12





source W	source lm	system W	system lm	length	code colour
High Contrast - UGR<19 3000cd/mq - Module					
LED					
4000K - CRI 95					
20W	1900	24,2W	1576	1197	**MJ58** 01-04-12
42W	3800	47,1W	3151	1462	**MJ62** 01-04-12
3000K - CRI 90					
20W	1900	24,2W	1576	1197	**MJ59** 01-04-12
42W	3800	47,1W	3151	1462	**MJ63** 01-04-12
4000K - CRI 95 - DALI					
20W	1900	28W	1576	1197	**MJ60** 01-04-12
42W	3800	49,3W	3151	1462	**MJ64** 01-04-12
3000K - CRI 90 - DALI					
20W	1900	28W	1576	1197	**MJ61** 01-04-12
42W	3800	49,3W	3151	1462	**MJ65** 01-04-12



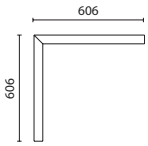

source W	source lm	system W	system lm	code colour
Low Constrast- General Lighting - Angular module				
LED				
4000K - CRI 80				
14,4W	2650	11,7W	2037	**ME44** 01-04-12
3000K - CRI 80				
14,2W	2450	11,7W	1887	**ME45** 01-04-12
4000K - CRI 80 - DALI				
14,4W	2650	10,2W	2037	**MJ56** 01-04-12
3000K - CRI 80 - DALI				
14,2W	2450	10,2W	1887	**MJ57** 01-04-12

Mounting accessories	code	colour
Pair of end caps	**MX80** 01-04-15 for linear modules	
Accessory for flush installation	**MWG8** 00	
Power supply base with suspension cables		
L=1500	**MWG5** 01-04	
Suspension cable		
Intermediate L=1500	**MWG6** 00	

Mounting accessories	code	colour
Ceiling mounting attachment	**MWG7** 00	
Connection elements for continuous row	**MX81** 00 for high contrast versions	
Connector for pendant continuous lines	**MZ23** 00	

Technical information may change alongside technological progress. Consult iguzzini.com for ongoing updates.

iN 60



General Lighting - Low Contrast
UGR<19



Wall Washer

Explore and interact with products in 3D.
thelightexperience.iguzzini.com

DALI | High lm/W

- Modular lighting system for continuous rows.
- Possibility of single or combined installation.
- Diffused light version with opal PMMA screen.
- Wall washer version for vertical wall lighting.
- Microprismatic version with controlled luminance UGR <19 for sites with video terminals.
- Extruded aluminium frame.
- Heads in zama.
- Suspended, flush mount, ceiling and wall installation.
- Electronic wiring and DALI available.
- High level of light output.
- Suspension versions having cables fitted with a creep adjustment system.

Light distribution - UGR<19
Controlled luminance UGR<19 3000 cd/m² in compliance with EN 12464-1 standards, suitable for applications where video-terminals are used.
1400 lm/m



Down light



Up/down light

Installations

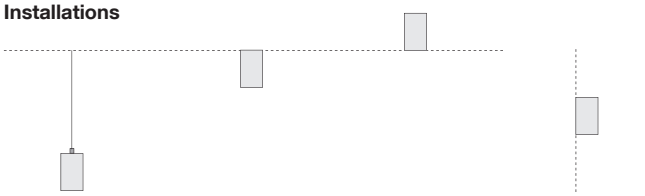

Pendant (Minimal)

Ceiling-mounted (Minimal)

Recessed (Frame and Minimal)

Wall (Minimal)

Lighting distribution
General Lighting / Low Contrast
Uniform and comfortable light emission with no glare phenomena.
1600 lm/m (Low output)
2500 lm/m (High output)



Down light



Up/down light

Lighting distribution
Wall Washer
Ideal for illuminating vertical surfaces. The specially designed shape of the spotlight ensures uniform illumination of walls.



Down light

Structural elements General Lighting - Low Contrast and UGR <19

Initial module
complete with screen



modules: 612/1208/2397/3594 mm

Angular module
complete with wired plate, through-passing cables and screen



Continuous row module
complete with screen and available in triple version



module: 898/3594 mm

LED plate for Plug & Play wiring
available with electronic wiring and DALI



Combo General Lighting - Low Contrast and UGR <19

This combo-system helps create very detailed compositions.

For complex installations, consult the online instruction leaflet and/or on-line configurator.
http://inconfigurator.iguzzini.it/



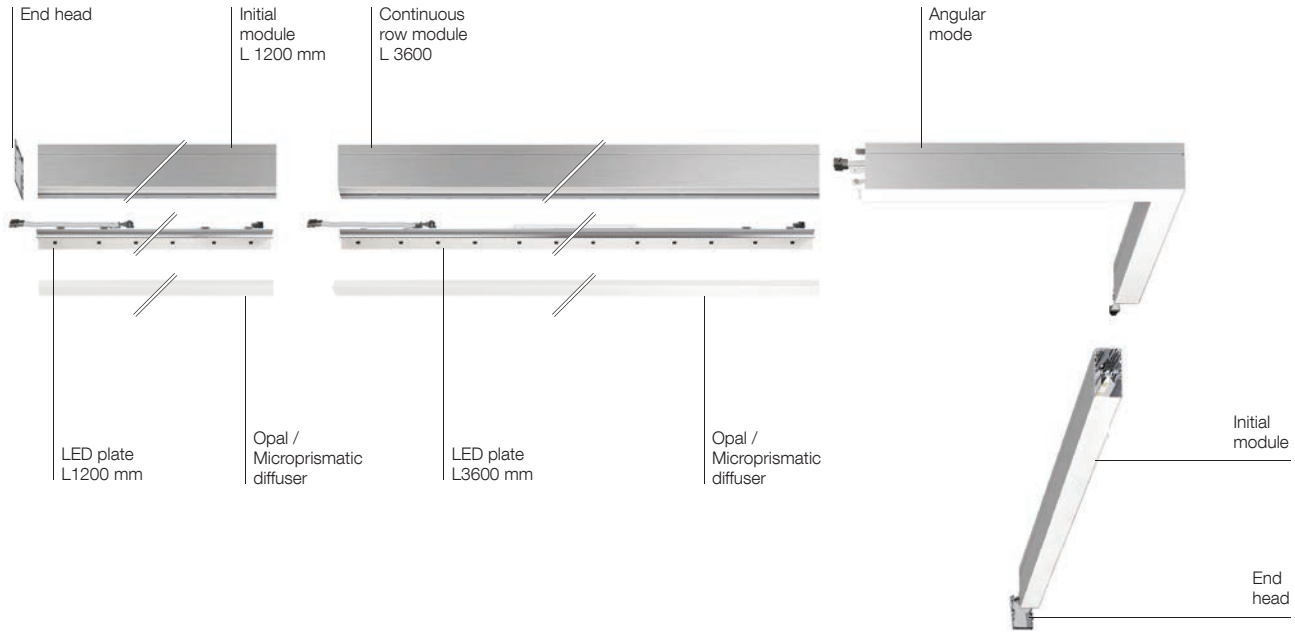

Wall Washer structural elements

Initial module
Complete with through-passing wiring



modules: 612/1208/2405/3602 mm

Continuous row module
available in triple version



module: 3594 mm

LED plate for electrical wiring
complete with diffuser.
Available with electronic and DALI wiring.



Wall Washer combo

This combo-system helps create very detailed compositions.

For complex installations, consult the online instruction leaflet and/or on-line configurator.
http://inconfigurator.iguzzini.it/





iN 60
General Lighting - Low Contrast

01 WHITE · 04 BLACK · 12 ALUMINIUM

iguzzini.com code finder / download design files / save and organize favorites

new
04 Black finish available





length	code colour
Minimal version - Initial module - downlight - Opal diffuser	
LED	
Module	
612	**QA90** 01-04-12
1208	**QA91** 01-04-12
2397	**QA92** 01-04-12
3596	**QA93** 01-04-12
Minimal version - Continuous line module - downlight - opal diffuser	
LED	
Module	
898	**QA94** 01-04-12
3596	**QA95** 01-04-12





length	code colour
Frame version - Initial module - downlight - Opal diffuser	
LED	
Module	
612	**QA84** 01
1208	**QA85** 01
2397	**QA86** 01
3596	**QA87** 01
Frame version - Continuous line module - downlight - opal diffuser	
LED	
Module	
898	**QA88** 01
3596	**QA89** 01





length	code colour
Minimal version - Initial module - up/downlight - Opal diffuser	
LED	
Module	
1208	**QA96** 01-04-12
2397	**QA97** 01-04-12
3596	**QA98** 01-04-12
Minimal version - Continuous line module - up/down light - opal diffuser	
LED	
Module	
3596	**QA99** 01-04-12



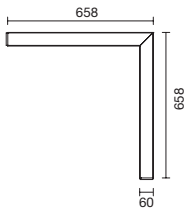

source W	source lm	system W	system lm	code colour
Minimal version - Angular module complete with LED plate - opal diffuser - Low Output				
LED				
4000K - CRI 80				
14,2W	2600	**16,7W**	**1971**	**QB04** 01-04-12
3000K - CRI 80				
14W	2400	**16,4W**	**1828**	**QB06** 01-04-12
4000K - CRI 80 - DALI				
14,2W	2600	**16,2W**	**1971**	**QB05** 01-04-12
3000K - CRI 80 - DALI				
14W	2400	**16W**	**1828**	**QB07** 01-04-12
Minimal version - Angular module complete with LED plate - opal diffuser - High Output				
LED				
4000K - CRI 80				
20,6W	3900	**24,1W**	**2955**	**QB36** 01-04-12
3000K - CRI 80				
21W	3700	**24,5W**	**2819**	**QB38** 01-04-12
4000K - CRI 80 - DALI				
20,6W	3900	**23,1W**	**2955**	**QB37** 01-04-12
3000K - CRI 80 - DALI				
21W	3700	**23,5W**	**2819**	**QB39** 01-04-12



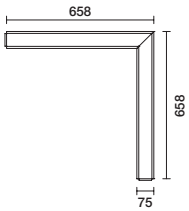

source W	source lm	system W	system lm	code colour
Frame version - Angular module complete with LED plate - opal diffuser - Low Output				
LED				
4000K - CRI 80				
14,2W	2600	**16,7W**	**1971**	**QB00** 01
3000K - CRI 80				
14W	2400	**16,4W**	**1828**	**QB02** 01
4000K - CRI 80 - DALI				
14,2W	2600	**16,2W**	**1971**	**QB01** 01
3000K - CRI 80 - DALI				
14W	2400	**16W**	**1828**	**QB03** 01
Frame version - Angular module complete with LED plate - opal diffuser - High Output				
LED				
4000K - CRI 80				
20,6W	3900	**24,1W**	**2955**	**QB32** 01
3000K - CRI 80				
21W	3700	**24,5W**	**2819**	**QB34** 01
4000K - CRI 80 - DALI				
20,6W	3900	**23,1W**	**2955**	**QB33** 01
3000K - CRI 80 - DALI				
21W	3700	**23,5W**	**2819**	**QB35** 01

00
INDETERMINATE

iguzzini.com code finder / download design files / save and organize favorites



source W	source lm	system W	system lm	length	code colour
LED plate - General Lighting - down light - Low Output					
LED					
4000K - CRI 80					
7,1W	1300	**9,5W**	**985**	**598**	**QB08** 00
11W	1950	**13,4W**	**1478**	**896**	**QB09** 00
14W	2550	**16W**	**1947**	**1196**	**QB10** 00
42W	7650	**46,3W**	**5842**	**3588**	**QB11** 00
3000K - CRI 80					
7W	1200	**9,4W**	**914**	**598**	**QB16** 00
11W	1800	**13,4W**	**1371**	**896**	**QB17** 00
14W	2400	**16W**	**1828**	**1196**	**QB18** 00
42W	7250	**46,3W**	**5483**	**3588**	**QB19** 00
4000K - CRI 80 - DALI					
7,1W	1300	**8,7W**	**985**	**598**	**QB12** 00
11W	1950	**12,8W**	**1478**	**896**	**QB13** 00
14W	2550	**15,6W**	**1947**	**1196**	**QB14** 00
42W	7650	**47,5W**	**5842**	**3588**	**QB15** 00
3000K - CRI 80 - DALI					
7W	1200	**8,6W**	**914**	**598**	**QB20** 00
11W	1800	**12,8W**	**1371**	**896**	**QB21** 00
14W	2400	**15,6W**	**1828**	**1196**	**QB22** 00
42W	7250	**47,5W**	**5483**	**3588**	**QB23** 00



source W	source lm	system W	system lm	length	code colour
LED plate - General Lighting - down light - High Output					
LED					
4000K - CRI 80					
10W	1950	**12W**	**1478**	**598**	**QB40** 00
16W	2950	**18,9W**	**2252**	**896**	**QB41** 00
21W	3900	**24,5W**	**2955**	**1196**	**QB42** 00
62W	11750	**70,9W**	**8866**	**3588**	**QB43** 00
3000K - CRI 80					
11W	1850	**13,2W**	**1409**	**598**	**QB48** 00
16W	2800	**18,9W**	**2114**	**896**	**QB49** 00
21W	3700	**24,5W**	**2819**	**1196**	**QB50** 00
63W	11100	**72,1W**	**8456**	**3588**	**QB51** 00
4000K - CRI 80 - DALI					
10W	1950	**11,5W**	**1478**	**598**	**QB44** 00
16W	2950	**18,5W**	**2252**	**896**	**QB45** 00
21W	3900	**23,5W**	**2955**	**1196**	**QB46** 00
62W	11750	**69,5W**	**8866**	**3588**	**QB47** 00
3000K - CRI 80 - DALI					
11W	1850	**12,6W**	**1409**	**598**	**QB52** 00
16W	2800	**18,5W**	**2114**	**896**	**QB53** 00
21W	3700	**23,5W**	**2819**	**1196**	**QB54** 00
63W	11100	**70,6W**	**8456**	**3588**	**QB55** 00



source W	source lm	system W	system lm	length	code colour
LED plate - General Lighting - up/down light - Low Output					
LED					
4000K - CRI 80					
21W	3850	**24,8W**	**2690**	**1196**	**QB24** 00
63W	11550	**71,1W**	**8070**	**3588**	**QB25** 00
3000K - CRI 80					
21W	3600	**24,8W**	**2525**	**1196**	**QB28** 00
64W	10950	**72,3W**	**7665**	**3588**	**QB29** 00
4000K - CRI 80 - DALI					
21W	3850	**21,1W**	**2690**	**1196**	**QB26** 00
63W	11550	**69,7W**	**8070**	**3588**	**QB27** 00
3000K - CRI 80 - DALI					
21W	3600	**21,1W**	**2525**	**1196**	**QB30** 00
64W	10950	**70,8W**	**7665**	**3588**	**QB31** 00



source W	source lm	system W	system lm	length	code colour
LED plate - General Lighting - up/down light - High Output					
LED					
4000K - CRI 80					
32W	5900	**36,2W**	**4149**	**1196**	**QB56** 00
95W	17650	**108,1W**	**12447**	**3588**	**QB57** 00
3000K - CRI 80					
32W	5550	**36,2W**	**3894**	**1196**	**QB60** 00
95W	16650	**108,1W**	**11683**	**3588**	**QB61** 00
4000K - CRI 80 - DALI					
32W	5900	**34,6W**	**4149**	**1196**	**QB58** 00
95W	17650	**106,8W**	**12447**	**3588**	**QB59** 00
3000K - CRI 80 - DALI					
32W	5550	**34,6W**	**3894**	**1196**	**QB62** 00
95W	16650	**106,8W**	**11683**	**3588**	**QB63** 00

Mounting accessories	code	colour
 Pair of end caps	**MWP7** 01 for frame versions **MWP6** 01-04-15 for minimal versions	
 Accessory for flush installation	**MWH6** 00	
 Power supply base with suspension cables		
L=1500	**MWM2** 01-04 for versions with DALI **MWB4** 01-04 for electronic versions	

Mounting accessories	code	colour
 Suspension cable		
Intermediate L=1500	**MW67** 00	
 Wall attachment	**MWB7** 01-04-15	

Control gear	code	colour
 Initial plate with terminal blocks	**MZ91**	00

iN 60
UGR < 19

01 WHITE
04 BLACK
12 ALUMINIUM

iguzzini.com code finder / download design files / save and organize favorites

new
04 Black finish available





length	code colour
Minimal version - Initial module - downlight - micro-prism diffuser	
LED	
Module	
612	**QB70** 01-04-12
1208	**QB71** 01-04-12
2397	**QB72** 01-04-12
3596	**QB73** 01-04-12
Minimal version - Continuous line module - downlight - microprism diffuser	
LED	
Module	
898	**QB74** 01-04-12
3596	**QB75** 01-04-12





length	code colour
Frame version - Initial module - downlight - microprism diffuser	
LED	
Module	
612	**QB64** 01
1208	**QB65** 01
2397	**QB66** 01
3596	**QB67** 01
Frame version - Continuous line module - downlight - microprism diffuser	
LED	
Module	
898	**QB68** 01
3596	**QB69** 01





length	code colour
Minimal version - Initial module - up/downlight - micro-prism diffuser	
LED	
Module	
1208	**QB76** 01-04-12
2397	**QB77** 01-04-12
3596	**QB78** 01-04-12
Minimal version - Continuous line module - up/downlight - microprism diffuser	
LED	
Module	
3596	**QB79** 01-04-12



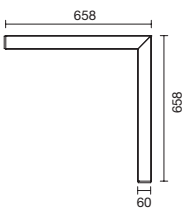

source		system		
W	lm	W	lm	code colour
Minimal version - Angular module complete with LED plate - microprism diffuser - UGR < 19 3000 cd/m2				
LED				
3000K - CRI 80				
8,6W	1660	**11W**	**1184**	**QB86** 01-04-12
4000K - CRI 80				
8,4W	1740	**10,7W**	**1212**	**QB84** 01-04-12
4000K - CRI 80 - DALI				
8,4W	1740	**10,1W**	**1212**	**QB85** 01-04-12
3000K - CRI 80 - DALI				
8,6W	1660	**10,3W**	**1184**	**QB87** 01-04-12



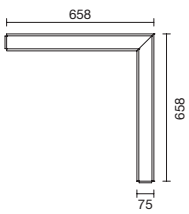

source		system		
W	lm	W	lm	code colour
Frame version - Angular module complete with LED plate - microprism diffuser - UGR < 19 3000 cd/m2				
LED				
4000K - CRI 80				
8,4W	1740	**10,7W**	**1212**	**QB80** 01
3000K - CRI 80				
8,6W	1660	**11W**	**1184**	**QB82** 01
4000K - CRI 80 - DALI				
8,4W	1740	**10,1W**	**1212**	**QB81** 01
3000K - CRI 80 - DALI				
8,6W	1660	**10,3W**	**1184**	**QB83** 01

00
INDETERMINATE

iguzzini.com code finder / download design files / save and organize favorites



source W	source lm	system W	system lm	length	code colour
LED plate - down light UGR < 19 3000 cd/m2					
LED					
4000K - CRI 80					
4,2W	870	**4,3W**	**606**	**598**	**QB88** 00
6,2W	1300	**8,4W**	**909**	**896**	**QB89** 00
8,7W	1750	**11W**	**1262**	**1196**	**QB90** 00
26W	5250	**29,7W**	**3785**	**3588**	**QB91** 00
3000K - CRI 80					
4,3W	830	**4,4W**	**592**	**598**	**QB96** 00
6,5W	1250	**8,8W**	**888**	**896**	**QB97** 00
8,7W	1650	**11W**	**1184**	**1196**	**QB98** 00
26W	4950	**29,7W**	**3553**	**3588**	**QB99** 00
4000K - CRI 80 - DALI					
4,2W	870	**4,3W**	**606**	**598**	**QB92** 00
6,2W	1300	**7,6W**	**909**	**896**	**QB93** 00
8,7W	1750	**10,3W**	**1262**	**1196**	**QB94** 00
26W	5250	**28,6W**	**3785**	**3588**	**QB95** 00
3000K - CRI 80 - DALI					
4,3W	830	**4,4W**	**592**	**598**	**QC00** 00
6,5W	1250	**8W**	**888**	**896**	**QC01** 00
8,7W	1650	**10,3W**	**1184**	**1196**	**QC02** 00
26W	4950	**28,6W**	**3553**	**3588**	**QC03** 00



source W	source lm	system W	system lm	length	code colour
LED plate - up/down light UGR < 19 3000 cd/m2					
LED					
4000K - CRI 80					
12W	2600	**14,5W**	**1716**	**1196**	**QC04** 00
39W	7850	**43W**	**5358**	**3588**	**QC05** 00
3000K - CRI 80					
13W	2500	**15,7W**	**1676**	**1196**	**QC08** 00
39W	7450	**43W**	**5029**	**3588**	**QC09** 00
4000K - CRI 80 - DALI					
12W	2600	**14,1W**	**1716**	**1196**	**QC06** 00
39W	7850	**44,3W**	**5358**	**3588**	**QC07** 00
3000K - CRI 80 - DALI					
13W	2500	**15,2W**	**1676**	**1196**	**QC10** 00
39W	7450	**44,3W**	**5029**	**3588**	**QC11** 00

Mounting accessories	code	colour
 Pair of end caps	**MWP7** 01 for frame versions **MWP6** 01-04-15 for minimal versions	
 Accessory for flush installation	**MWH6** 00	
 Power supply base with suspension cables		
L=1500	**MWM2** 01-04 for versions with DALI **MWB4** 01-04 for electronic versions	
 Suspension cable		
Intermediate L=1500	**MW67** 00	
 Wall attachment	**MWB7** 01-04-15	

Control gear	code	colour
 Initial plate with terminal blocks	**MZ91**	00

iN 60
Wall Washer

01 WHITE | 04 BLACK | 12 ALUMINIUM

iguzzini.com code finder / download design files / save and organize favorites

new
04 Black finish available





source W	lm	system W	lm	optic	code colour
Minimal version - Initial wall washer module complete with pass-through wiring					
LED					
4000K - CRI 80					
8,6W	1550	**9,9W**	**818**	**WW**	**N357** 01-04-12
Minimal version - Initial wall washer module complete with pass-through wiring					
LED					
4000K - CRI 80					
17W	3100	**21,5W**	**1822**	**WW**	**N358** 01-04-12
34W	6200	**43W**	**3643**	**WW**	**N359** 01-04-12
51W	9300	**64,4W**	**5465**	**WW**	**N360** 01-04-12
Minimal version - Continuous wall washer line module					
LED					
4000K - CRI 80					
51W	9300	**64,4W**	**5465**	**WW**	**N361** 01-04-12





source W	lm	system W	lm	optic	code colour
Frame version - Initial wall washer module complete with pass-through wiring					
LED					
4000K - CRI 80					
17W	3100	**21,5W**	**1822**	**WW**	**N363** 01
34W	6200	**43W**	**3643**	**WW**	**N364** 01
51W	9300	**64,4W**	**5465**	**WW**	**N365** 01
for LED plate L=1196					
Frame version - Initial wall washer module complete with pass-through wiring					
LED					
4000K - CRI 80					
8,6W	1550	**9,9W**	**818**	**WW**	**N362** 01
for LED plate L=597					
Frame version - Continuous wall washer line module					
LED					
4000K - CRI 80					
51W	9300	**64,4W**	**5465**	**WW**	**N366** 01
for LED plate L=1196					



source W	lm	system W	lm	length	code colour
Wall washer LED plate					
LED					
4000K - CRI 80					
8,6W	1550	**9,9W**	**818**	**597**	**N367** 04
17W	3100	**21,5W**	**1822**	**1196**	**N368** 04
3000K - CRI 80					
8,6W	1450	**9,9W**	**765**	**597**	**N369** 04
17W	2900	**21,5W**	**1704**	**1196**	**N370** 04
4000K - CRI 80 - DALI					
8,6W	1550	**9,9W**	**818**	**597**	**N371** 04
17W	3100	**21,5W**	**1822**	**1196**	**N372** 04
3000K - CRI 80 - DALI					
8,6W	1450	**9,9W**	**765**	**597**	**N373** 04
17W	2900	**21,5W**	**1704**	**1196**	**N374** 04



	code colour
Pass-through wiring for continuous line modules	
	MA55 00
	MA56 00
	MA57 00
	MA58 00
for plate L=1196	

Mounting accessories	code colour
Pair of end caps	**MWP7** 01 for frame versions **MWP6** 01-04-15 for minimal versions
Accessory for flush installation	**MWH6** 00
Power supply base with suspension cables	
L=1500	**MWM2** 01-04 for versions with DALI **MWB4** 01-04 for electronic versions

Mounting accessories	code colour
Suspension cable	
Intermediate L=1500	**MW67** 00
Wall attachment	**MWB7** 01-04-15

Palazzo Albizzini / Burri Collection - Perugia, Italy
Architectural project: Alberto Zanmatti, Tiziano Sarteanesi
Photo: Luca Petrucci

Technical information may change alongside technological progress. Consult iguzzini.com for ongoing updates.



iN 90



General Lighting - Low Contrast
UGR<19

Explore and interact with products in 3D.
thelightexperience.iguzzini.com

DALI High lm/W

- Modular lighting system for continuous rows.
- Suspended, flush mount, ceiling and wall installation.
- Extruded aluminium frame.
- Heads in zama.
- Steel sheet, wired lamp holder plate.
- Electronic wiring and DALI available.
- High level of light output.
- Suspension versions having cables fitted with a creep adjustment system.

Lighting distribution
UGR <19
A comfortable lighting version with micro-prismatic screen specifically for work environments; assures values of UGR <19 and controlled luminance <3000cd/m².



Down light



Up/down light

Installations

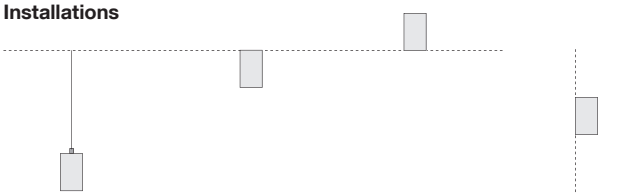

Pendant (Minimal)
Ceiling-mounted (Minimal)
Recessed (Frame and Minimal)
Wall (Minimal)

Lighting distribution
General Lighting - Low Contrast
General lighting with opal diffuser for soft and comfortable lighting.
1000 lm/m



Down light



Up/down light

iN 90

Structural elements

Initial module
complete with screen



L= 610 / 1208 / 2397 / 23594 mm

Continuous row module
complete with screen and available in triple version



L= 898 / 3594 mm

Down Light angular module
complete with wired plate, through-passing cables and diffuser



LED plate Down Light & Up / Down Light
for electronic and DALI wiring



LED plate Down Light & Up / Down Light

This combo-system helps create very detailed compositions.

For complex installations, consult the online instruction leaflet and/or on-line configurator.
http://inconfigurator.iguzzini.it/



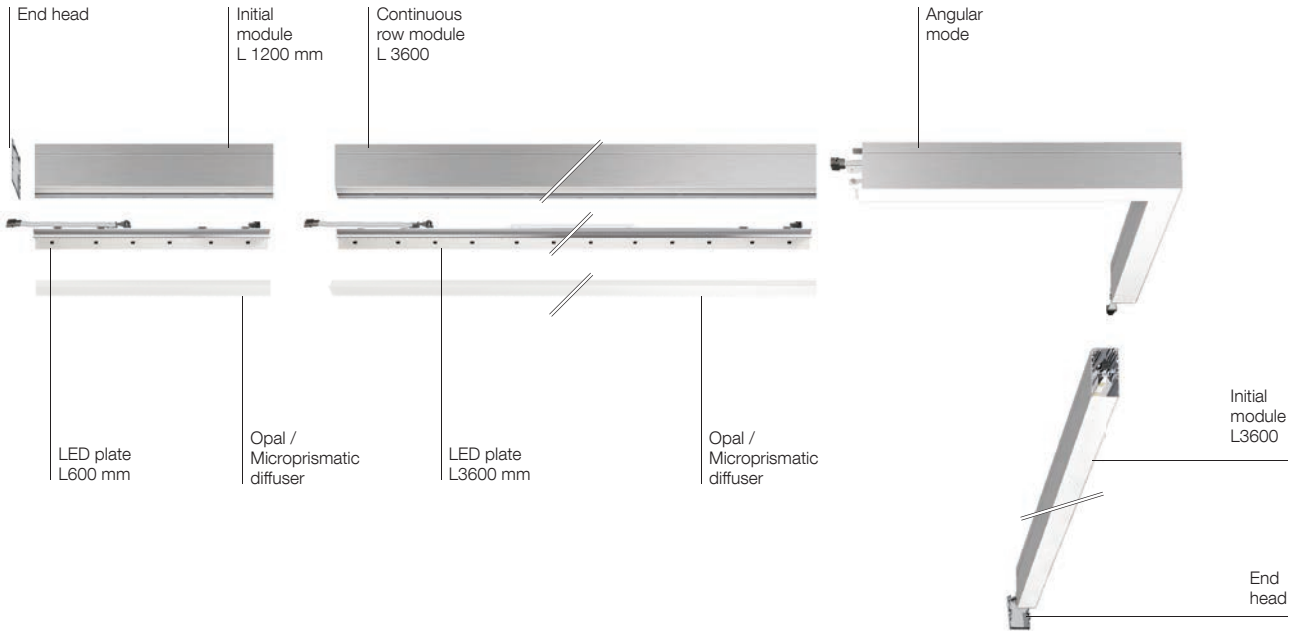

iN 90
General Lighting - Low Contrast

01 WHITE

12 ALUMINIUM

iguzzini.com code finder / download design files / save and organize favorites





length	code colour
Minimal version - Down light - Initial module **Opal diffuser**	
Module	
612	**Q362** 01-12
1208	**Q363** 01-12
2397	**Q364** 01-12
3594	**Q365** 01-12
Minimal version - Down light - Continuous line module **Opal diffuser**	
Module	
898	**Q366** 01-12
3594	**Q367** 01-12





length	code colour
Frame version - Down light - Initial module **Opal diffuser**	
Module	
612	**Q356** 01
1208	**Q357** 01
2397	**Q358** 01
3594	**Q359** 01
Frame version - Down light - Continuous line module **Opal diffuser**	
Module	
898	**Q360** 01
3594	**Q361** 01





length	code colour
Minimal version - Up/down light - Initial module complete with pass-through wiring **Opal diffuser**	
Module	
1208	**Q368** 01-12
2397	**Q369** 01-12
3594	**Q370** 01-12
Minimal version - Up/down light - Continuous line module complete with pass-through wiring **Opal diffuser**	
Module	
3594	**Q371** 01-12



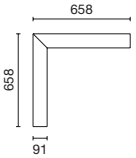

source		system			
W	lm	W	lm	optic	code colour
Minimal version - Down light - Angular module complete with LED plate and pass-through wiring **Opal diffuser**					
LED					
4000K - CRI 80					
30W	5400	**34,6W**	**3994**	**GL**	**Q392** 01-12
3000K - CRI 80					
30W	5100	**34,6W**	**3749**	**GL**	**Q394** 01-12
4000K - CRI 80 - DALI					
30W	5400	**33W**	**3994**	**GL**	**Q393** 01-12
3000K - CRI 80 - DALI					
30W	5100	**33W**	**3749**	**GL**	**Q395** 01-12



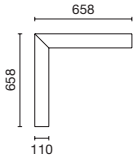

source		system			
W	lm	W	lm	optic	code colour
Frame version - Down light - Angular module complete with LED plate and pass-through wiring **Opal diffuser**					
LED					
4000K - CRI 80					
30W	5400	**34,6W**	**3994**	**GL**	**Q388** 01
3000K - CRI 80					
30W	5100	**34,6W**	**3749**	**GL**	**Q390** 01
4000K - CRI 80 - DALI					
30W	5400	**33W**	**3994**	**GL**	**Q389** 01
3000K - CRI 80 - DALI					
30W	5100	**33W**	**3749**	**GL**	**Q391** 01

iguzzini.com code finder / download design files / save and organize favorites

new
Available

new



source W	source lm	system W	system lm	length	code colour
LED plate - General Lighting - down light					
LED					
4000K - CRI 80					
• 90W	16200	**103,6W**	12003	3588	**QH85** 00
15W	2700	**17,4W**	1996	598	**Q404** 00
23W	4050	**26,4W**	2994	896	**Q405** 00
30W	5400	**34,6W**	4001	1196	**Q406** 00
3000K - CRI 80					
• 90W	15200	**103,6W**	11265	3588	**QH87** 00
15W	2550	**17,4W**	1873	598	**Q410** 00
23W	3800	**26,4W**	2810	896	**Q411** 00
30W	5050	**34,6W**	3755	1196	**Q412** 00
4000K - CRI 80 - DALI					
• 90W	16200	**101,6W**	12003	3588	**QH86** 00
23W	4050	**25,4W**	2994	896	**Q408** 00
30W	5400	**33W**	4001	1196	**Q409** 00
3000K - CRI 80 - DALI					
• 90W	15200	**101,6W**	11265	3588	**QH88** 00
15W	2550	**17W**	1873	598	**Q413** 00
23W	3800	**25,4W**	2810	896	**Q414** 00
30W	5050	**33W**	3755	1196	**Q415** 00

new



source W	source lm	system W	system lm	length	code colour
LED plate - General Lighting - up/down light					
LED					
4000K - CRI 80					
• 135W	24150	**152,9W**	16419	3588	**QH89** 00
45W	8050	**51,6W**	5473	1196	**Q416** 00
3000K - CRI 80					
• 135W	22650	**152,9W**	15410	3588	**QH91** 00
45W	7550	**51,6W**	5137	1196	**Q418** 00
4000K - CRI 80 - DALI					
• 135W	24150	**149,9W**	16419	3588	**QH90** 00
45W	8050	**50,7W**	5473	1196	**Q417** 00
3000K - CRI 80 - DALI					
• 135W	22650	**149,9W**	15410	3588	**QH92** 00
45W	7550	**50,7W**	5137	1196	**Q419** 00

Mounting accessories	code	colour
 Pair of end caps	**MWP9** 01 for frame versions **MWP8** 01-15 for minimal versions	
 Accessory for flush installation	**MWB6** 00	
 Power supply base with suspension cables		
L=1500	**MWM2** 01-04 for versions with DALI **MWB4** 01-04 for electronic versions	
 Suspension cable		
Intermediate L=1500	**MW67** 00	
 Wall attachment	**MWB7** 01-04-15	

Control gear	code	colour
 Plate with terminal block and cable retainer for the junction of through passing cables.	**MY44**	00

iN 90
UGR<19

01 WHITE

12 ALUMINIUM

iguzzini.com code finder / download design files / save and organize favorites





length	code colour
Minimal version - Down light - Initial module **prismatized diffuser** **UGR < 19 3000 cd/m2**	
Module	
612	**Q426** 01-12
1208	**Q427** 01-12
2397	**Q428** 01-12
3594	**Q429** 01-12
Minimal version - Down light - Continuous line module **prismatized diffuser** **UGR < 19 3000 cd/m2**	
Module	
898	**Q430** 01-12
3594	**Q431** 01-12





length	code colour
Frame version - Down light - Initial module **prismatized diffuser** **UGR < 19 3000 cd/m2**	
Module	
612	**Q420** 01
1208	**Q421** 01
2397	**Q422** 01
3594	**Q423** 01
Down light - Frame version - Continuous line module **prismatized diffuser** **UGR < 19 3000 cd/m2**	
Module	
898	**Q424** 01
3594	**Q425** 01





length	code colour
Minimal version - Up/down light - Initial module **prismatized diffuser** **UGR < 19 3000 cd/m2**	
Module	
1208	**Q432** 01-12
2397	**Q433** 01-12
3594	**Q434** 01-12
Minimal version - Up/down light - Continuous line module **prismatized diffuser** **UGR < 19 3000 cd/m2**	
Module	
3594	**Q435** 01-12



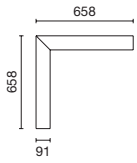

source W	source lm	system W	system lm	optic	code colour
Minimal version - Down light - Angular module complete with LED plate and pass-through wiring **prismatized diffuser** **UGR < 19 3000 cd/m2**					
LED					
4000K - CRI 80					
13,6W	2700	**16,1W**	**1941**	**UGR**	**Q440** 01-12
3000K - CRI 80					
13,6W	2500	**16,1W**	**1822**	**UGR**	**Q442** 01-12
4000K - CRI 80 - DALI					
13,6W	2700	**15,6W**	**1941**	**UGR**	**Q441** 01-12
3000K - CRI 80 - DALI					
13,6W	2500	**15,6W**	**1822**	**UGR**	**Q443** 01-12



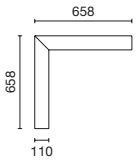

source W	source lm	system W	system lm	optic	code colour
Frame version - Down light - Angular module complete with LED plate and pass-through wiring **prismatized diffuser** **UGR < 19 3000 cd/m2**					
LED					
4000K - CRI 80					
13,6W	2700	**16,1W**	**1941**	**UGR**	**Q436** 01
3000K - CRI 80					
13,6W	2500	**16,1W**	**1822**	**UGR**	**Q438** 01
4000K - CRI 80 - DALI					
13,6W	2700	**15,6W**	**1941**	**UGR**	**Q437** 01
3000K - CRI 80 - DALI					
13,6W	2500	**15,6W**	**1822**	**UGR**	**Q439** 01

iguzzini.com code finder / download design files / save and organize favorites

new
Available

new



source W	source lm	system W	system lm	length	code colour
LED plate - down light					
UGR < 19 3000 cd/m2					
LED					
4000K - CRI 80					
• 41W	8100	**45,3W**	**5827**	**3588**	**QH93** 00
6,8W	1350	**9,2W**	**970**	**598**	**Q444** 00
10W	2000	**12,5W**	**1456**	**896**	**Q445** 00
14W	2700	**16,1W**	**1942**	**1196**	**Q446** 00
3000K - CRI 80					
• 41W	7600	**45,3W**	**5469**	**3588**	**QH95** 00
6,8W	1250	**9,2W**	**911**	**598**	**Q450** 00
10W	1900	**12,5W**	**1366**	**896**	**Q451** 00
14W	2550	**16,1W**	**1823**	**1196**	**Q452** 00
4000K - CRI 80 - DALI					
• 41W	8100	**45,4W**	**5827**	**3588**	**QH94** 00
6,8W	1350	**8,4W**	**970**	**598**	**Q447** 00
10W	2000	**11,9W**	**1456**	**896**	**Q448** 00
14W	2700	**15,6W**	**1942**	**1196**	**Q449** 00
3000K - CRI 80 - DALI					
• 41W	7600	**45,4W**	**5469**	**3588**	**QH96** 00
6,8W	1250	**8,4W**	**911**	**598**	**Q453** 00
10W	1900	**11,9W**	**1366**	**896**	**Q454** 00
14W	2550	**15,6W**	**1823**	**1196**	**Q455** 00

new



source W	source lm	system W	system lm	length	code colour
LED plate - up/down light					
UGR < 19 3000 cd/m2					
LED					
4000K - CRI 80					
• 62W	12100	**70W**	**8113**	**3588**	**QH97** 00
21W	4050	**24,4W**	**2704**	**1196**	**Q456** 00
3000K - CRI 80					
• 62W	11350	**70W**	**7614**	**3588**	**QH99** 00
21W	3800	**24,4W**	**2538**	**1196**	**Q458** 00
4000K - CRI 80 - DALI					
• 62W	12100	**68,6W**	**8113**	**3588**	**QH98** 00
21W	4050	**23,3W**	**2704**	**1196**	**Q457** 00
3000K - CRI 80 - DALI					
• 62W	11350	**68,6W**	**7614**	**3588**	**QI00** 00
21W	3800	**23,3W**	**2538**	**1196**	**Q459** 00

Mounting accessories	code	colour
 Pair of end caps	**MWP9** 01 for frame versions **MWP8** 01-15 for minimal versions	
 Accessory for flush installation	**MWB6** 00	
 Power supply base with suspension cables		
L=1500	**MWM2** 01-04 for versions with DALI **MWB4** 01-04 for electronic versions	
 Suspension cable		
Intermediate L=1500	**MW67** 00	

Control gear	code	colour
 Plate with terminal block and cable retainer for the junction of through passing cables.	**MY44**	00

pinterest.com/iguzzini



Suspensions/Pendants
System Flexibility

Ceilings are ideal locations for installing lighting systems. All indoor pendants are designed to use the best light sources ensuring excellent yields, efficient lighting and visual comfort.



366 Gem
368 iSign
370 Laser Blade XS
374 Laser

250 Le Perroquet
256 Front Light
328 Isola
334 iPlan
338 iPlan Easy
340 iPlan Access
345 iN 30/60/90
396 iRoll
398 Cup

Templo Marina – Mexico City, Mexico
Architectural project: Cherem Arquitectos
Lighting project: Maurici Ginés
Photographer: ©Jaime Navarro, courtesy ©artec3 Studio

Gem

Awards
Design Plus
Light+Building

design Paul Andreu



Explore and interact with products in 3D.
thelightexperience.iguzzini.com

DALI | mm | IP66 | 03

- Direct and indirect/direct suspended light emission device designed for use with LED sources.
- Comprises two polycarbonate shells and with a partial satin finish.
- The shells are closed with specific supports to which the suspension cables (accessories) are attached.
- Coupling between the two sealed shells with a silicone seal located in the perimeter part and a brass nickel plated M12x1.5 cable gland for power supply cable exit.
- Micro-perforated aluminium reflector with bright finish.
- Aluminium mounting plate housing the component box and light source.
- Suspension cables with creep adjustment system.



Suspension cable angle max 45°



Millimetric (creep) adjustment of suspension cables

Down light
This version allows for direct light emission α 145°.



Up/down light
The dual reflector allows α 90° indirect and α 145°direct lighting.





65
NITRIC

iguzzini.com code finder / download design files / save and organize favorites



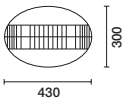

source W	source lm	system W	system lm	optic	code colour
Down light					
LED					
4000K - CRI 80 - DALI					
31W	5000	**34,1W**	**3800**	**GL**	**N308** 65
3000K - CRI 80 - DALI					
32W	5000	**35,4W**	**3800**	**GL**	**N309** 65



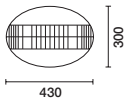

source W	source lm	system W	system lm	optic	code colour
Up/down light					
LED					
4000K - CRI 80 - DALI					
45W	2147 up 4853 down	**50,9W**	**1524 up** **3445 down**	**GL** **GL**	**N310** 65
3000K - CRI 80 - DALI					
46W	2147 up 4853 down	**51,8W**	**1524 up** **3445 down**	**GL** **GL**	**N311** 65

Control gear	code	colour
Cable and base plate kit for pendant installation with power supply cable L=2000	**4461**	15

Terrazza Termini - Rome, Italy
Project: arch. Susanna Bernardini
Executive project: Grandi Stazioni Ingegneria
Construction/Implementation: Ing. Claudio Salini Grandi Opere
Plant: Fi. Ma. Elettrica
Photo: iGuzzini archive

Technical information may change alongside technological progress. Consult iguzzini.com for ongoing updates.


TRATTORIA
FRESCO

iSign

Awards
IF Design Award
Design Plus Light+Building

design J. M. Duthilleul



Explore and interact with products in 3D.
thelightexperience.iguzzini.com

DALI | Plug and Play | IP67 | IK08

- Diffused lighting device for use with fluorescent and LED sources.
- Body and head in polycarbonate, internal structure in aluminium and sheet steel.
- The heads are released by stainless steel clips.
- Extractable plate for lamp replacement.
- Fast-coupling terminal strips.
- Electronic, DALI and permanent emergency lighting wiring available, 1.5 hours autonomy with 12 hours recharge cycle - 3 hours autonomy with 24-hour recharge cycle. Conforms to EN60598-2-22.
- Luminaire ready for pass-through wiring.

Applications
ISign, thanks to special accessories, can be installed on walls/ceilings, with single and double suspension in horizontal or vertical positions.



Horizontal double pendant application



wall/ceiling-mounted



horizontal suspension



vertical suspension

iguzzini.com code finder / download design files / save and organize favorites





source W	source lm	system W	system lm	length	code colour
Complete with pass-through wiring					
LED					
4000K - CRI 80					
29W	4350	**34W**	**3610**	**1630**	**6787** 24
36W	5450	**42W**	**4415**	**1910**	**6788** 24
3000K - CRI 80					
29W	4200	**34W**	**3486**	**1630**	**6789** 24
36W	5250	**42W**	**4253**	**1910**	**6790** 24
4000K - CRI 80 - DALI					
29W	4350	**34W**	**3610**	**1630**	**6791** 24
36W	5450	**42W**	**4415**	**1910**	**6792** 24
3000K - CRI 80 - DALI					
29W	4200	**34W**	**3486**	**1630**	**6793** 24
36W	5250	**42W**	**4253**	**1910**	**6794** 24
Permanent emergency light autonomy 3 hours					
LED					
4000K - CRI 80					
36W	5450	**42W**	**4415**	**1910**	**6795** 24
3000K - CRI 80					
36W	5250	**42W**	**4253**	**1910**	**6796** 24

Mounting accessories	code	colour
5-pole power supply strip	**9401**	15
5-pole power supply strip with cables for double horizontal suspension L=1500 - to be ordered with code 9409	**9408**	15
5-pole power supply strip with cables for single horizontal suspension L=1500	**9402**	15
5-pole power supply strip with cables for double vertical suspension L=1500	**9411**	15
5-pole power supply strip with cables for single vertical suspension L=1500	**9410**	15
Cable for double horizontal suspension L=1500	**9409**	00
Cable for single horizontal suspension L=1500	**9403**	00
Pair of plastic brackets for ceiling/wall application		
aluminium for ceiling/wall installation	**9499**	15
plastic material for ceiling/ wall application	**9400**	15



PRE, Prague Energetics - Prague, Czech Republic
Architectural Project:
S.H.S architekti s.r.o
Photo: Lubor Sladký, courtesy of Etna

Laser Blade XS
Suspension

Explore and interact with products in 3D.
thelightexperience.iguzzini.com





High CRI | Opti Beam | IP20 | IP23

- Devices for pendant installation
- Complete with power supply base and suspension cable
- Pendants with cable adjustment and body rotation system to facilitate alignment
- Main bodies made of aluminium
- Opti Beam high definition optics in metallic thermoplastic material
- High visual comfort
- Built-in driver
- IP23
- Class I


Alignment device


Strip

Optics




WF
α 42°-58°



26x26



26x26



45x45



63x63

Laser Blade XS
Suspension


01
WHITE


47
WHITE/BLACK


43
BLACK/
BLACK


44
BLACK/
GOLD*


F1
BLACK/
BURNISHED
CHROME*


41
WHITE/
GOLD*


E7
WHITE/
BURNISHED
CHROME*

* available on request

Finishes / base strip / cable
Laser Blade is light as decor.
It may blend into the setting or, on the contrary, itself become an item of décor. A vast series of aesthetical options with different interior and exterior colour finishes for choosing with style.





iguzzini.com code finder / download design files / save and organize favorites





source		system			
W	lm	W	lm	optic	code colour
LED					
4000K - CRI 90					
2W	210	3,8W	166	42°	**Q863** 01-43-47
3000K - CRI 90					
2W	190	3,8W	149	42°	**Q864** 01-43-47
2700K - CRI 90					
2W	180	3,8W	141	42°	**Q865** 01-43-47

Complete with control gear, power supply base and cable L=2000





source		system			
W	lm	W	lm	optic	code colour
LED					
4000K - CRI 90					
2W	210	3,8W	166	42°	**Q866** 01-43-47
3000K - CRI 90					
2W	190	3,8W	149	42°	**Q867** 01-43-47
2700K - CRI 90					
2W	180	3,8W	141	42°	**Q868** 01-43-47

Complete with control gear, power supply base and cable L=2000



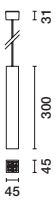

source		system			
W	lm	W	lm	optic	code colour
LED					
4000K - CRI 90					
8W	820	10,2W	683	58°	**Q869** 01-43-47
3000K - CRI 90					
8W	740	10,2W	614	58°	**Q870** 01-43-47
2700K - CRI 90					
8W	700	10,2W	580	58°	**Q871** 01-43-47

Complete with control gear, power supply base and cable L=2000





source		system			
W	lm	W	lm	optic	code colour
LED					
4000K - CRI 90					
15W	1600	17,7W	1325	58°	**Q872** 01-43-47
3000K - CRI 90					
15W	1450	17,7W	1192	58°	**Q873** 01-43-47
2700K - CRI 90					
15W	1350	17,7W	1126	58°	**Q874** 01-43-47

Complete with control gear, power supply base and cable L=2000

Le Parmesan Restaurant, Gallerie Cora – Houdemont, France
Photo: iGuzzini archive

Technical information may change alongside technological progress. Consult iguzzini.com for ongoing updates.



Laser
Suspension





ø 59
with decorative ring



ø 75
with decorative ring





ø 59



ø 75

Explore and interact with products in 3D.
thelightexperience.iguzzini.com

NEW DALI Smart Light 1800 K 2700 K High CRI Opti Beam IP20

- Devices for pendant installation
- Lighting body in painted aluminium
- Optional suspension kit to be combined with the body, comprisuing base strip, cable and coupling system with bayonet mount
- Possibility of adjusting the length of the cable
- High Definition optical lenses in metallic-finish thermoplastic material.
- Super Comfort (UGR <10) or decorative versions with transparent acrylic glass terminal
- Built-in driver
- IP20
- Class I

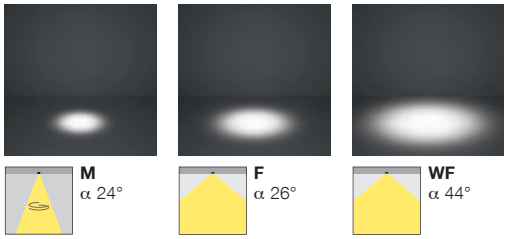

M α 24°

F α 26°

WF α 44°



Warm dimming
Halogen functionality with LED technology. When luminous intensity drops to 5%, colour temperature warms up slowly from 2700K to 1800K using only one control channel.

Accessories
The accessories allow the features of the lighting produced by the single luminaire to be altered, for highly professional lighting effects. The combination of filters allows the chromatic characteristics of the source to be modified in order to enhance illuminated objects or settings.



BLE-DALI 4 Interface
Smart device using the Bluetooth Low Energy protocol (integrated in the product) capable of activating management of lighting (smart light control) and the beacon (smart services: Space Management Push notification and Indoor Navigation).

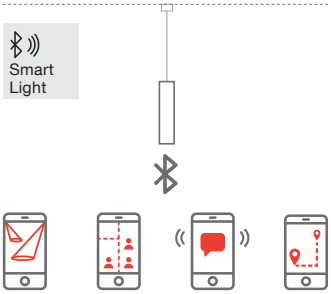

Finishes / base strip / cable
Laser is light as decor.
It may blend into the setting or, on the contrary, itself become an item of décor. A vast series of aesthetical options with different interior and exterior colour finishes for choosing with style



Laser
Suspension



01	47	E9	43	F4	41	E4	E7	44	F3	F1
WHITE	WHITE/ BLACK	WHITE/ SATIN GOLD	BLACK/ BLACK	BLACK/ SATIN GOLD	WHITE/ GOLD*	WHITE/ CHROME*	WHITE/BURNISHED CHROME*	WHITE/ GOLD*	WHITE/ CHROME*	WHITE/ BURNISHED CHROME*

iguzzini.com code finder / download design files / save and organize favorites

new
available from April
BLE versions available from September

* available on request

---

new



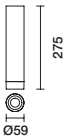

source W	source lm	system W	system lm	optic	code colour
Ø 59 - Decorative ring version					
LED					
3000K - CRI 90					
11W	920	13,3W	616	24°	**QA08** 43-47
11W	920	13,3W	653	40°	**QA09** 43-47
2700K - CRI 90					
11W	880	13,3W	590	24°	**QA06** 43-47
11W	880	13,3W	625	40°	**QA07** 43-47
3000K - CRI 90 - DALI					
11W	920	12,7W	616	24°	**QA12** 43-47
11W	920	12,7W	653	40°	**QA13** 43-47
2700K - CRI 90 - DALI					
11W	880	12,7W	590	24°	**QA10** 43-47
11W	880	12,7W	625	40°	**QA11** 43-47
3000K - CRI 90 - Phase-cut					
11W	920	13,3W	616	24°	**QI51** 43-47
11W	920	13,3W	653	40°	**QI52** 43-47
2700K - CRI 90 - Phase-cut					
11W	880	13,3W	590	24°	**QI49** 43-47
11W	880	13,3W	625	40°	**QI50** 43-47

Complete with power supply

---

new



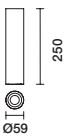

source W	source lm	system W	system lm	optic	code colour
Ø 59					
LED					
3000K - CRI 90					
• 11W	920	13,3W	644	24°	**Q999** 01-43-47 E9-F4
• 11W	920	13,3W	690	40°	**QA01** 01-43-47 E9-F4
2700K - CRI 90					
• 11W	880	13,3W	616	24°	**Q997** 01-43-47 E9-F4
• 11W	880	13,3W	660	40°	**Q998** 01-43-47 E9-F4
3000K - CRI 90 - DALI					
• 11W	920	12,7W	644	24°	**QA04** 01-43-47 E9-F4
• 11W	920	12,7W	690	40°	**QA05** 01-43-47 E9-F4
2700K - CRI 90 - DALI					
• 11W	880	12,7W	616	24°	**QA02** 01-43-47 E9-F4
• 11W	880	12,7W	660	40°	**QA03** 01-43-47 E9-F4
3000K - CRI 90 - Phase-cut					
• 11W	920	13,3W	644	24°	**QI47** 01-43-47 E9-F4
• 11W	920	13,3W	690	40°	**QI48** 01-43-47 E9-F4
2700K - CRI 90 - Phase-cut					
• 11W	880	13,3W	616	24°	**QI45** 01-43-47 E9-F4
• 11W	880	13,3W	660	40°	**QI46** 01-43-47 E9-F4

Complete with power supply

---

new



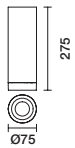

source W	source lm	system W	system lm	optic	code colour
Ø 75 - Decorative ring version					
LED					
3000K - CRI 90					
14W	1600	16,4W	1312	26°	**QA26** 43-47
14W	1600	16,4W	1312	44°	**QA27** 43-47
2700K - CRI 90					
14W	1550	16,4W	1261	26°	**QA24** 43-47
14W	1550	16,4W	1261	44°	**QA25** 43-47
3000K - CRI 90 - DALI					
14W	1600	16W	1312	26°	**QA30** 43-47
14W	1600	16W	1312	44°	**QA31** 43-47
2700K - CRI 90 - DALI					
14W	1550	16W	1261	26°	**QA28** 43-47
14W	1550	16W	1261	44°	**QA29** 43-47
3000K - CRI 90 - Bluetooth Low Energy (BLE node)					
14W	1600	16W	1361	26°	**QA42** 43-47
14W	1600	16W	1361	44°	**QA43** 43-47

Complete with power supply

---

new



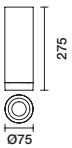

source W	source lm	system W	system lm	optic	code colour
Ø 75 - Decorative ring version					
LED					
2700K - CRI 90 - Bluetooth Low Energy (BLE node)					
14W	1550	16W	1307	26°	**QA40** 43-47
14W	1550	16W	1307	44°	**QA41** 43-47
3000K - CRI 90 - Phase-cut					
14W	1600	16W	1312	26°	**QI59** 43-47
14W	1600	16W	1312	44°	**QI60** 43-47
2700K - CRI 90 - Phase-cut					
14W	1550	16W	1261	26°	**QI57** 43-47
14W	1550	16W	1261	44°	**QI58** 43-47
Warm Dimming - CRI 90 - DALI					
13W	840	14,7W	665	28°	**QA32** 43-47
13W	840	14,7W	665	46°	**QA33** 43-47
Warm Dimming - CRI 90 - Bluetooth Low Energy (BLE node)					
13W	800	14,9W	664	28°	**QA44** 43-47
13W	800	14,9W	664	46°	**QA45** 43-47

Complete with power supply



01	47	E9	43	F4	41	E4	E7	44	F3	F1
WHITE	WHITE/ BLACK	WHITE/ SATIN GOLD	BLACK/ BLACK	BLACK/ SATIN GOLD	WHITE/ GOLD*	WHITE/ CHROME*	WHITE/ BURNISHED CHROME*	WHITE/ GOLD*	WHITE/ CHROME*	WHITE/ BURNISHED CHROME*

new
available from April
BLE versions available from September

* available on request

iguzzini.com code finder / download design files / save and organize favorites

new



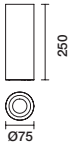

source W	source lm	system W	system lm	optic	code	colour
Ø 75						
LED						
3000K - CRI 90						
• 14W	1600	**16,4W**	**1361**	**26°**	**QA16**	01-43-47 E9-F4
• 14W	1600	**16,4W**	**1361**	**44°**	**QA17**	01-43-47 E9-F4
2700K - CRI 90						
• 14W	1550	**16,4W**	**1307**	**26°**	**QA14**	01-43-47 E9-F4
• 14W	1550	**16,4W**	**1307**	**44°**	**QA15**	01-43-47 E9-F4
3000K - CRI 90 - DALI						
• 14W	1600	**16W**	**1361**	**26°**	**QA20**	01-43-47 E9-F4
• 14W	1600	**16W**	**1361**	**44°**	**QA21**	01-43-47 E9-F4
2700K - CRI 90 - DALI						
• 14W	1550	**16W**	**1307**	**26°**	**QA18**	01-43-47 E9-F4
• 14W	1550	**16W**	**1307**	**44°**	**QA19**	01-43-47 E9-F4
3000K - CRI 90 - Bluetooth Low Energy (BLE node)						
• 14W	1700	**18,5W**	**1292**	**26°**	**QA36**	01-43-47 E9-F4
• 14W	1700	**18,5W**	**1343**	**44°**	**QA37**	01-43-47 E9-F4

Complete with power supply

new



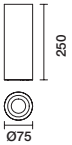

source W	source lm	system W	system lm	optic	code	colour
Ø 75						
LED						
2700K - CRI 90 - Bluetooth Low Energy (BLE node)						
• 14W	1650	**18,5W**	**1254**	**26°**	**QA34**	01-43-47 E9-F4
• 14W	1650	**18,5W**	**1304**	**44°**	**QA35**	01-43-47 E9-F4
3000K - CRI 90 - Phase-cut						
• 14W	1600	**16W**	**1361**	**26°**	**QI55**	01-43-47 E9-F4
• 14W	1600	**16W**	**1361**	**44°**	**QI56**	01-43-47 E9-F4
2700K - CRI 90 - Phase-cut						
• 14W	1550	**16W**	**1307**	**26°**	**QI53**	01-43-47 E9-F4
• 14W	1550	**16W**	**1307**	**44°**	**QI54**	01-43-47 E9-F4
Warm Dimming - CRI 90 - DALI						
• 13W	800	**14,9W**	**664**	**28°**	**QA22**	01-43-47 E9-F4
• 13W	800	**14,9W**	**664**	**46°**	**QA23**	01-43-47 E9-F4
Warm Dimming - CRI 90 - Bluetooth Low Energy (BLE node)						
• 13W	840	**17,5W**	**697**	**28°**	**QA38**	01-43-47 E9-F4
• 13W	840	**17,5W**	**697**	**46°**	**QA39**	01-43-47 E9-F4

Complete with power supply

Decorative accessories	ø59 code	ø59 colour	ø75 code	ø75 colour
Decorative rings	**MY15**	05-06-16	**MY26**	05-06-16

Mounting accessories	ø59 code	ø59 colour	ø75 code	ø75 colour
Ceiling mounting attachment	**MZ87**	04	**MZ88**	04
Base kit with suspension cable				
for versions with DALI	**PA07**	01-04	**PA08**	01-04
for electronic versions	**MZ89**	01-04	**PA06**	01-04

Optical accessories	ø59 code	ø59 colour	ø75 code	ø75 colour
Honeycomb louvre	**PA63**	04	**MY22**	04
diffuser glass	**MY12**	65	**PA65**	65
Refractor for elliptical distribution	**MY13**	24	**---**	---
medium	**---**	---	**MY24**	24
Coloured filters	**PA64**	05-06-16	**MY25**	05-06-16


pinterest.com/iguzzini

Wall / ceiling / floor luminaires
Diffused, direct or indirect light

Ceiling-mounted lights for general lighting ensuring excellent visual comfort. Down/up light versions mounted on vertical walls for uniform diffused light in the setting or on the ceiling.
Wall or floor mounted versions for comfortable lighting, using technical solutions that reduce the need for maintenance and cleaning work.

380 Overview Wall / ceiling / floor luminaires
383 Laser Blade XS
392 Laser
396 iRoll
398 Cup
400 Motus LED
402 Bos
406 Underscore6
410 Underscore15/18
418 Underscore Grazer
423 PizzaKobra

The Retreat at Blue Lagoon - Grindavík, Iceland
Architectural Project: Basalt Architects
Interior design: Basalt Architects & Design Group Italia
Experience design: Design Group Italia
Lighting project: Liska
Photo: Gunnar Sverrisson

Overview Wall / ceiling / floor luminaires

384 Laser Blade XS Ceiling
High Contrast

388 Laser Blade XS Ceiling
General Lighting Pro

390 Laser Blade XS Ceiling
Wall Washer

390 Laser Blade XS Ceiling
Wall Washer
Longitudinal Glare Control

Performances				**new**
Optics	42°/58°	GL	WW	WW (LGC)
Power W	2 → 32,8	9,9 → 32,8	17 → 19,6	17 → 19,6
Luminous flux lm	140 → 2513	575 → 2089	466 → 658	466 → 658
Colour temperature K	2700/3000/4000	2700/3000/4000	2700/3000/4000	2700/3000/4000
Emergency				
Versions				
Ceiling-mounted	•	•	•	•
Wall-mounted				
Pendant				
Downlight				



406 Underscore6



410 Underscore15/18



418 Underscore Grazer



423 PizzaKobra

Performances				
Optics	LE	LE	WW	37°/38°
Power W	9,6	4,8 → 19,2	14,3 → 41,5	8,7
Luminous flux lm	145 → 170	270 → 1800	652 → 2151	187
Colour temperature K	3000/4000/6000	2400/2700/3000/ 4000/6000/RGB	3000/4000	6700
Emergency				
Versions				
Ceiling-mounted	•	•		
Wall-mounted	•	•		
Pendant				
Downlight	•	•	•	

Optics: GL General Lighting - **UGR** Controlled luminance - **SG** Sign - **WW** Wall Washer - **LE** Light effect

Codes, technical e and lighting features for these appliances are presented in the appropriate sections



224 Palco
Surfaces



230 Palco Framer
Surfaces



350 Le Perroquet



264 View

328 Isola



334 iPlan



771 iPro



543 Linealuce
Mini 37



543 Linealuce
Compact 75

670 Light Up Orbit
technopolymer body with all glass diffuser



670 Light Up Orbit
technopolymer body with all glass diffuser



670 Light Up Orbit
stainless steel body



392 Laser
Ceiling



392 Laser
Ceiling



396 iRoll



398 Cup



400 Motus LED

402 Bos

new	new				
24°/26°/28° 40°/44°/46°	24°/26°/28° 40°/44°/46°	GL/UGR	GL	D	D/GL
12,7 → 18,5	12,7 → 18,5	10 → 29	9,7		13,27 → 42,3
590 → 1361	590 → 1361	1118 → 3399	663 → 689		1249 → 4470
2700/3000	2700/3000	3000/4000	2700	4000	3000/4000
		•		•	•
•	•	•	•	•	•
		•		•	•
		•	•		
			•	•	



334 iPlan



224 iPlan

224 iPlan Access



345 iN30



345 iN60



345 iN90



368 iSign



579 Underscore
InOut 10



579 Underscore
InOut 16

Data refer to the light flow of the system (3000K).
Technical information may change alongside technological progress. Consult iguzzini.com for ongoing updates.

pinterest.com/iguzzini



Laser Blade XS

Laser Blade XS High Contrast Ceiling

page 384





WF
α 42-58°



Laser Blade XS General Lighting Pro Ceiling

page 388





GL



Laser Blade XS Wall Washer Ceiling

page 390





WW



Wall Washer
Longitudinal
Glare Control

Laser Blade XS, Laser Blade, Laser Blade L and Laser Blade XL versions are described on page 102

Palazzo Albizzini / Burri Collection - Perugia, Italy
Architectural project: Alberto Zanmatti, Tiziano Sarteanesi
Photo: Luca Petrucci

Laser Blade XS
Ceiling High Contrast



remote driver



built-in driver



Explore and interact with products in 3D.
thelightexperience.iguzzini.com

DALI | High CRI | Opti Beam | IP23

- Range of devices for ceiling installation
- Versions with built-in driver or remote power supply available with separate code number
- Main bodies made of aluminium
- Opti Beam high definition optics in metallic thermoplastic material
- High visual comfort
- IP23
- Class III / Class I



01 WHITE | 43 BLACK/BLACK | 47 WHITE/BLACK | 41 WHITE/GOLD* | 44 BLACK/GOLD* | E7 WHITE/BURNISHED CHROME* | F1 BLACK/BURNISHED CHROME*

* available on request

Optics





WF
α 42°-58°

Body finishes



White



Black

iguzzini.com code finder / download design files / save and organize favorites

new
Available from April





source		system			
W	lm	W	lm	optic	code colour
LED					
4000K - CRI 90					
2W	210	**2W**	**165**	**42°**	**Q875** 01-43-47
3000K - CRI 90					
2W	190	**2W**	**148**	**42°**	**Q876** 01-43-47
2700K - CRI 90					
2W	170	**2W**	**140**	**42°**	**Q877** 01-43-47

Class of Insulation III
Power supply to be ordered separately





source		system			
W	lm	W	lm	optic	code colour
LED					
4000K - CRI 90					
9,9W	990	**9,9W**	**821**	**42°**	**Q878** 01-43-47
3000K - CRI 90					
10W	890	**10W**	**739**	**42°**	**Q879** 01-43-47
2700K - CRI 90					
10W	840	**10W**	**698**	**42°**	**Q880** 01-43-47

Class of Insulation III
Power supply to be ordered separately



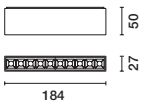

source		system			
W	lm	W	lm	optic	code colour
LED					
4000K - CRI 90					
20W	1950	**20W**	**1616**	**42°**	**Q881** 01-43-47
3000K - CRI 90					
20W	1750	**20W**	**1454**	**42°**	**Q882** 01-43-47
2700K - CRI 90					
20W	1650	**20W**	**1373**	**42°**	**Q883** 01-43-47

Class of Insulation III
Power supply to be ordered separately



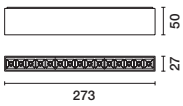

source		system			
W	lm	W	lm	optic	code colour
LED					
4000K - CRI 90					
30W	2900	**30W**	**2422**	**42°**	**Q884** 01-43-47
3000K - CRI 90					
30W	2650	**30W**	**2180**	**42°**	**Q885** 01-43-47
2700K - CRI 90					
30W	2500	**30W**	**2059**	**42°**	**Q886** 01-43-47

Class of Insulation III
Power supply to be ordered separately

new



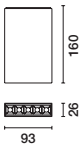

source		system			
W	lm	W	lm	optic	code colour
LED					
4000K - CRI 90 - DALI					
10W	1000	**12,5W**	**848**	**42°**	**QI61** 01-43-47
3000K - CRI 90 - DALI					
10W	920	**12,5W**	**763**	**42°**	**QI62** 01-43-47
2700K - CRI 90 - DALI					
10W	870	**12,5W**	**721**	**42°**	**QI63** 01-43-47

Complete with power supply

new



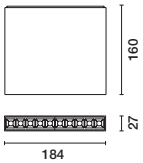

source		system			
W	lm	W	lm	optic	code colour
LED					
4000K - CRI 90 - DALI					
20W	1950	**23W**	**1616**	**42°**	**QI64** 01-43-47
3000K - CRI 90 - DALI					
20W	1750	**23W**	**1454**	**42°**	**QI65** 01-43-47
2700K - CRI 90 - DALI					
20W	1650	**23W**	**1373**	**42°**	**QI66** 01-43-47

Complete with power supply

For Class III products, certifications, safety and performances are only assured when the electronic power supply units and drivers indicated in the catalogue are used.

Laser Blade XS
Ceiling High Contrast


01
WHITE


43
BLACK/
BLACK


47
WHITE/BLACK


41*
WHITE/GOLD


44*
BLACK/
GOLD


E7*
WHITE/
BURNISHED
CHROME


F1*
BLACK/
BURNISHED
CHROME

iguzzini.com code finder / download design files / save and organize favorites

new
Available from April

* available on request

new



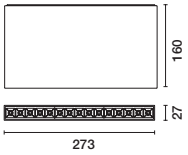

source		system			
W	lm	W	lm	optic	code colour
LED					
4000K - CRI 90 - DALI					
30W	3050	32,8W	2513	42°	**QI67** 01-43-47
3000K - CRI 90 - DALI					
30W	2750	32,8W	2262	42°	**QI68** 01-43-47
2700K - CRI 90 - DALI					
30W	2550	32,8W	2136	42°	**QI69** 01-43-47

Complete with power supply



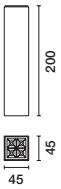

source		system			
W	lm	W	lm	optic	code colour
LED					
4000K - CRI 90					
8W	820	10,2W	683	58°	**Q857** 01-43-47
3000K - CRI 90					
8W	740	10,2W	614	58°	**Q858** 01-43-47
2700K - CRI 90					
8W	700	10,2W	580	58°	**Q859** 01-43-47

Complete with power supply



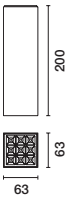

source		system			
W	lm	W	lm	optic	code colour
LED					
4000K - CRI 90					
15W	1600	17,7W	1325	58°	**Q860** 01-43-47
3000K - CRI 90					
15W	1450	17,7W	1192	58°	**Q861** 01-43-47
2700K - CRI 90					
15W	1350	17,7W	1126	58°	**Q862** 01-43-47

Complete with power supply









Power supply	code	colour	code	colour	code	colour	code	colour
Power supply On-Off 20W	**MZ82**	00	**---**	---	**---**	---	**---**	---
Power supply On-Off 50W	**---**	---	**MZ84**	00	**MZ84**	00	**MZ84**	00
Power supply DALI 20W	**MZ83**	00	**---**	---	**---**	---	**---**	---
Constant current power supply DALI IP20 50W								
VIN = 220-240VAC 50/60Hz Iout = 350/700/1050mA dimensions: 125x80x22	**---**	---	**BZM4**	00	**BZM4**	00	**BZM4**	00

Studio Gruppo SPA - Rome, Italy
Architectural Project: Gabriele Napolitano
Photo: Ales&Ales

Technical information may change alongside technological progress. Consult iguzzini.com for ongoing updates.



Laser Blade XS
Ceiling General Lighting Pro



remote driver

h 50



26x93



h 50



27x184



h 50



27x273

built-in driver

h 160



26x93

h 160



27x184



h 160



27x273



Explore and interact with products in 3D.
thelightexperience.iguzzini.com

DALI | High CRI | Opti Beam | IP43

- Range of devices for ceiling installation
- Versions with built-in driver or remote power supply available with separate code number
- Main bodies made of aluminium
- High definition metallic-finish

thermoplastic optics combined with a special diffuser filter to optimise light emission by significantly reducing direct glare
- IP43
- Class III

Optics





GL

iguzzini.com code finder / download design files / save and organize favorites

new
Available from April





source		system			
W	lm	W	lm	optic	code colour
LED					
4000K - CRI 90					
9,9W	980	**9,9W**	**676**	**GL**	**Q887** 01-F2
3000K - CRI 90					
9,9W	880	**9,9W**	**609**	**GL**	**Q888** 01-F2
2700K - CRI 90					
9,9W	830	**9,9W**	**575**	**GL**	**Q889** 01-F2

Class of Insulation III
Power supply to be ordered separately



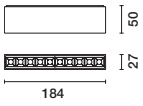

source		system			
W	lm	W	lm	optic	code colour
LED					
4000K - CRI 90					
20W	1950	**20W**	**1333**	**GL**	**Q890** 01-F2
3000K - CRI 90					
20W	1750	**20W**	**1199**	**GL**	**Q891** 01-F2
2700K - CRI 90					
20W	1650	**20W**	**1133**	**GL**	**Q892** 01-F2

Class of Insulation III
Power supply to be ordered separately



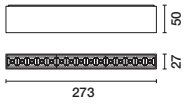

source		system			
W	lm	W	lm	optic	code colour
LED					
4000K - CRI 90					
30W	2900	**30W**	**2003**	**GL**	**Q893** 01-F2
3000K - CRI 90					
30W	2600	**30W**	**1803**	**GL**	**Q894** 01-F2
2700K - CRI 90					
30W	2450	**30W**	**1702**	**GL**	**Q895** 01-F2

Class of Insulation III
Power supply to be ordered separately

new



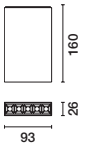

source		system			
W	lm	W	lm	optic	code colour
LED					
4000K - CRI 90 - DALI					
10W	1000	**12,5W**	**705**	**GL**	**QI70** 01-F2
3000K - CRI 90 - DALI					
10W	920	**12,5W**	**634**	**GL**	**QI71** 01-F2
2700K - CRI 90 - DALI					
10W	870	**12,5W**	**599**	**GL**	**QI72** 01-F2

Complete with power supply

new



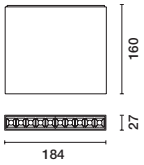

source		system			
W	lm	W	lm	optic	code colour
LED					
4000K - CRI 90 - DALI					
20W	1950	**23W**	**1333**	**GL**	**QI73** 01-F2
3000K - CRI 90 - DALI					
20W	1750	**23W**	**1199**	**GL**	**QI74** 01-F2
2700K - CRI 90 - DALI					
20W	1650	**23W**	**1133**	**GL**	**QI75** 01-F2

Complete with power supply

new



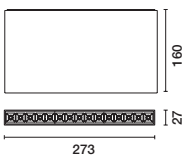

source		system			
W	lm	W	lm	optic	code colour
LED					
4000K - CRI 90 - DALI					
30W	3050	**32,8W**	**2089**	**GL**	**QI76** 01-F2
3000K - CRI 90 - DALI					
30W	2750	**32,8W**	**1880**	**GL**	**QI77** 01-F2
2700K - CRI 90 - DALI					
30W	2550	**32,8W**	**1776**	**GL**	**QI78** 01-F2

Complete with power supply







Power supply	code	colour	code	colour	code	colour
Power supply On-Off 50W	**MZ84**	00	**MZ84**	00	**MZ84**	00
Constant current power supply DALI IP20 50W VIN = 220-240VAC 50/60Hz Iout = 350/700/1050mA dimensions: 125x80x22	**BZM4**	00	**BZM4**	00	**BZM4**	00

For Class III products, certifications, safety and performances are only assured when the electronic power supply units and drivers indicated in the catalogue are used.

Technical information may change alongside technological progress. Consult iguzzini.com for ongoing updates.

Laser Blade XS
Ceiling Wall Washer





built-in driver
Wall Washer
Longitudinal Glare Control



h 160



27x184

remote driver



h 50



27x184

Explore and interact with products in 3D.
thelightexperience.iguzzini.com

DALI | High CRI | Opti Beam | IP43

- Range of devices for ceiling installation
- Versions with built-in driver or remote power supply available with separate code number
- Main bodies made of aluminium
- The ceiling lights are equipped with the patented optical systems for the Laser Blade XS WW range, ensuring effective and uniform light distribution on the wall
- Ceiling lights with built-in driver use the Longitudinal Glare Control diffuser, which combines wall washer emission with reduced longitudinal glare.
- IP43
- Class III



43
BLACK/BLACK



47
WHITE/BLACK

new
Available from April

Optics
The innovative wall washer optic (patented) was designed to ensure uniform lighting of walls, from the highest to the lowest points, as well as avoiding shadow areas in zones near the ceiling.





WW



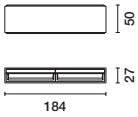

source W	source lm	system W	system lm	optic	code colour
LED					
4000K - CRI 90					
17W	1750	**17W**	**658**	**WW**	**Q896** 43-47
3000K - CRI 90					
17W	1550	**17W**	**592**	**WW**	**Q897** 43-47
2700K - CRI 90					
17W	1450	**17W**	**559**	**WW**	**Q898** 43-47

Class of Insulation III
Power supply to be ordered separately

new



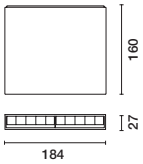

source W	source lm	system W	system lm	optic	code colour
Longitudinal Glare Control					
LED					
4000K - CRI 90 - DALI					
17W	1700	**19,6W**	**549**	**WW**	**QI79** 43-47
3000K - CRI 90 - DALI					
17W	1550	**19,6W**	**494**	**WW**	**QI80** 43-47
2700K - CRI 90 - DALI					
17W	1450	**19,6W**	**466**	**WW**	**QI81** 43-47

Complete with power supply

Power supply	code	colour
Power supply On-Off 36W	**MZ85**	00
Power supply DALI 37W	**MZ86**	00

Laser
Ceiling







ø 59
with decorative ring



ø 59



ø 75
with decorative ring



ø 75

Explore and interact with products in 3D.
thelightexperience.iguzzini.com

NEW DALI Smart Light 1800 K 2700 K High CRI Opti Beam IP20

- Devices for ceiling installation
- Lighting body in painted aluminium
- Optional ceiling mount kit, to be combined with the body using a bayonet coupling system
- High Definition optical lenses in metallic-finish thermoplastic material.
- Super Comfort (UGR <10) or decorative versions with transparent acrylic glass terminal
- Built-in driver
- IP43
- Class I



01	47	E9	43	F4	41	E4	E7	44	F3	F1
WHITE	WHITE/ BLACK	WHITE/ SATIN GOLD	BLACK/ BLACK	BLACK/ SATIN GOLD	WHITE/ GOLD*	WHITE/ CHROME*	WHITE/ BURNISHED CHROME*	WHITE/ GOLD*	WHITE/ CHROME*	WHITE/ BURNISHED CHROME*

* available on request

Optics

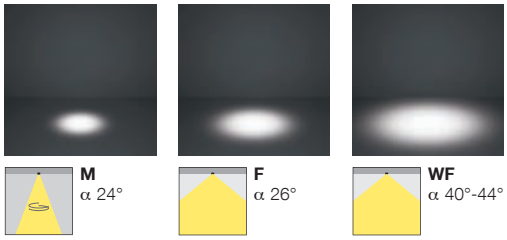

M α 24°

F α 26°

WF α 40°-44°



Warm dimming
Halogen functionality with LED technology. When luminous intensity drops to 5%, colour temperature warms up slowly from 2700K to 1800K using only one control channel.

Accessories

The accessories allow the features of the lighting produced by the single luminaire to be altered, for highly professional lighting effects. The combination of filters allows the chromatic characteristics of the source to be modified in order to enhance illuminated objects or settings.



BLE-DALI 4 Interface

Smart device using the Bluetooth Low Energy protocol (integrated in the product) capable of activating management of lighting (smart light control) and the beacon (smart services: Space Management Push notification and Indoor Navigation).

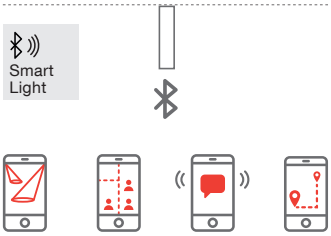

Finishes

Laser is light as decor.
It may blend into the setting or, on the contrary, itself become an item of décor. A vast series of aesthetical options with different interior and exterior colour finishes for choosing with style



iguzzini.com code finder / download design files / save and organize favorites

new
Available from April

new



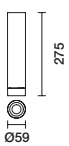

source W	source lm	system W	system lm	optic	code colour
Ø 59 - Decorative ring version					
LED					
3000K - CRI 90					
11W	920	13,3W	616	24°	**QA08** 43-47
11W	920	13,3W	653	40°	**QA09** 43-47
2700K - CRI 90					
11W	880	13,3W	590	24°	**QA06** 43-47
11W	880	13,3W	625	40°	**QA07** 43-47
3000K - CRI 90 - DALI					
11W	920	12,7W	616	24°	**QA12** 43-47
11W	920	12,7W	653	40°	**QA13** 43-47

Complete with power supply

new



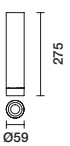

source W	source lm	system W	system lm	optic	code colour
Ø 59 - Decorative ring version					
LED					
2700K - CRI 90 - DALI					
11W	880	12,7W	590	24°	**QA10** 43-47
11W	880	12,7W	625	40°	**QA11** 43-47
3000K - CRI 90 - Phase-cut					
11W	920	13,3W	616	24°	**QI51** 43-47
11W	920	13,3W	653	40°	**QI52** 43-47
2700K - CRI 90 - Phase-cut					
11W	880	13,3W	590	24°	**QI49** 43-47
11W	880	13,3W	625	40°	**QI50** 43-47

Complete with power supply

Laser
Suspension



01	47	E9	43	F4	41	E4	E7	44	F3	F1
WHITE	WHITE/ BLACK	WHITE/ SATIN GOLD	BLACK/ BLACK	BLACK/ SATIN GOLD	WHITE/ GOLD*	WHITE/ CHROME*	WHITE/ BURNISHED CHROME*	WHITE/ GOLD*	WHITE/ CHROME*	WHITE/ BURNISHED CHROME*

iguzzini.com code finder / download design files / save and organize favorites

new
available from April
BLE versions available from September

* available on request

new



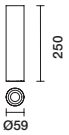

source W	source lm	system W	system lm	optic	code colour
Ø 59					
LED					
3000K - CRI 90					
• 11W	920	13,3W	644	24°	**Q999** 01-43-47 E9-F4
• 11W	920	13,3W	690	40°	**QA01** 01-43-47 E9-F4
2700K - CRI 90					
• 11W	880	13,3W	616	24°	**Q997** 01-43-47 E9-F4
• 11W	880	13,3W	660	40°	**Q998** 01-43-47 E9-F4
3000K - CRI 90 - DALI					
• 11W	920	12,7W	644	24°	**QA04** 01-43-47 E9-F4
• 11W	920	12,7W	690	40°	**QA05** 01-43-47 E9-F4

Complete with power supply

new



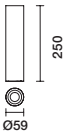

source W	source lm	system W	system lm	optic	code colour
Ø 59					
LED					
2700K - CRI 90 - DALI					
• 11W	880	12,7W	616	24°	**QA02** 01-43-47 E9-F4
• 11W	880	12,7W	660	40°	**QA03** 01-43-47 E9-F4
3000K - CRI 90 - Phase-cut					
• 11W	920	13,3W	644	24°	**QI47** 01-43-47 E9-F4
• 11W	920	13,3W	690	40°	**QI48** 01-43-47 E9-F4
2700K - CRI 90 - Phase-cut					
• 11W	880	13,3W	616	24°	**QI45** 01-43-47 E9-F4
• 11W	880	13,3W	660	40°	**QI46** 01-43-47 E9-F4

Complete with power supply

new



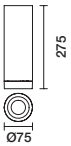

source W	source lm	system W	system lm	optic	code colour
Ø 75 - Decorative ring version					
LED					
3000K - CRI 90					
14W	1600	16,4W	1312	26°	**QA26** 43-47
14W	1600	16,4W	1312	44°	**QA27** 43-47
2700K - CRI 90					
14W	1550	16,4W	1261	26°	**QA24** 43-47
14W	1550	16,4W	1261	44°	**QA25** 43-47
3000K - CRI 90 - DALI					
14W	1600	16W	1312	26°	**QA30** 43-47
14W	1600	16W	1312	44°	**QA31** 43-47
2700K - CRI 90 - DALI					
14W	1550	16W	1261	26°	**QA28** 43-47
14W	1550	16W	1261	44°	**QA29** 43-47
3000K - CRI 90 - Bluetooth Low Energy (BLE node)					
14W	1600	16W	1361	26°	**QA42** 43-47
14W	1600	16W	1361	44°	**QA43** 43-47

Complete with power supply

new



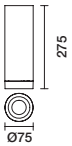

source W	source lm	system W	system lm	optic	code colour
Ø 75 - Decorative ring version					
LED					
2700K - CRI 90 - Bluetooth Low Energy (BLE node)					
14W	1550	16W	1307	26°	**QA40** 43-47
14W	1550	16W	1307	44°	**QA41** 43-47
3000K - CRI 90 - Phase-cut					
14W	1600	16W	1312	26°	**QI59** 43-47
14W	1600	16W	1312	44°	**QI60** 43-47
2700K - CRI 90 - Phase-cut					
14W	1550	16W	1261	26°	**QI57** 43-47
14W	1550	16W	1261	44°	**QI58** 43-47
Warm Dimming - CRI 90 - DALI					
13W	840	14,7W	665	28°	**QA32** 43-47
13W	840	14,7W	665	46°	**QA33** 43-47
Warm Dimming - CRI 90 - Bluetooth Low Energy (BLE node)					
13W	800	14,9W	664	28°	**QA44** 43-47
13W	800	14,9W	664	46°	**QA45** 43-47

Complete with power supply



01	47	E9	43	F4	41	E4	E7	44	F3	F1
WHITE	WHITE/ BLACK	WHITE/ SATIN GOLD	BLACK/ BLACK	BLACK/ SATIN GOLD	WHITE/ GOLD*	WHITE/ CHROME*	WHITE/ BURNISHED CHROME*	WHITE/ GOLD*	WHITE/ CHROME*	WHITE/ BURNISHED CHROME*

new
available from April
BLE versions available from September

* available on request

iguzzini.com code finder / download design files / save and organize favorites

new



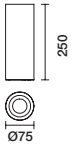

source W	source lm	system W	system lm	optic	code	colour
Ø 75						
LED						
3000K - CRI 90						
• 14W	1600	**16,4W**	**1361**	**26°**	**QA16**	01-43-47 E9-F4
• 14W	1600	**16,4W**	**1361**	**44°**	**QA17**	01-43-47 E9-F4
2700K - CRI 90						
• 14W	1550	**16,4W**	**1307**	**26°**	**QA14**	01-43-47 E9-F4
• 14W	1550	**16,4W**	**1307**	**44°**	**QA15**	01-43-47 E9-F4
3000K - CRI 90 - DALI						
• 14W	1600	**16W**	**1361**	**26°**	**QA20**	01-43-47 E9-F4
• 14W	1600	**16W**	**1361**	**44°**	**QA21**	01-43-47 E9-F4
2700K - CRI 90 - DALI						
• 14W	1550	**16W**	**1307**	**26°**	**QA18**	01-43-47 E9-F4
• 14W	1550	**16W**	**1307**	**44°**	**QA19**	01-43-47 E9-F4
3000K - CRI 90 - Bluetooth Low Energy (BLE node)						
• 14W	1700	**18,5W**	**1292**	**26°**	**QA36**	01-43-47 E9-F4
• 14W	1700	**18,5W**	**1343**	**44°**	**QA37**	01-43-47 E9-F4

Complete with power supply

new



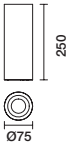

source W	source lm	system W	system lm	optic	code	colour
Ø 75						
LED						
2700K - CRI 90 - Bluetooth Low Energy (BLE node)						
• 14W	1650	**18,5W**	**1254**	**26°**	**QA34**	01-43-47 E9-F4
• 14W	1650	**18,5W**	**1304**	**44°**	**QA35**	01-43-47 E9-F4
3000K - CRI 90 - Phase-cut						
• 14W	1600	**16W**	**1361**	**26°**	**QI55**	01-43-47 E9-F4
• 14W	1600	**16W**	**1361**	**44°**	**QI56**	01-43-47 E9-F4
2700K - CRI 90 - Phase-cut						
• 14W	1550	**16W**	**1307**	**26°**	**QI53**	01-43-47 E9-F4
• 14W	1550	**16W**	**1307**	**44°**	**QI54**	01-43-47 E9-F4
Warm Dimming - CRI 90 - DALI						
• 13W	800	**14,9W**	**664**	**28°**	**QA22**	01-43-47 E9-F4
• 13W	800	**14,9W**	**664**	**46°**	**QA23**	01-43-47 E9-F4
Warm Dimming - CRI 90 - Bluetooth Low Energy (BLE node)						
• 13W	840	**17,5W**	**697**	**28°**	**QA38**	01-43-47 E9-F4
• 13W	840	**17,5W**	**697**	**46°**	**QA39**	01-43-47 E9-F4

Complete with power supply

Decorative accessories	ø59 code	ø59 colour	ø75 code	ø75 colour
Decorative rings	**MY15**	05-06-16	**MY26**	05-06-16

Mounting accessories	ø59 code	ø59 colour	ø75 code	ø75 colour
Ceiling mounting attachment	**MZ87**	04	**MZ88**	04
Base kit with suspension cable				
for versions with DALI	**PA07**	01-04	**PA08**	01-04
for electronic versions	**MZ89**	01-04	**PA06**	01-04

Optical accessories	ø59 code	ø59 colour	ø75 code	ø75 colour
Honeycomb louvre	**PA63**	04	**MY22**	04
diffuser glass	**MY12**	65	**PA65**	65
Refractor for elliptical distribution	**MY13**	24	**---**	---
medium	**---**	---	**MY24**	24
Coloured filters	**PA64**	05-06-16	**MY25**	05-06-16

iRoll



Explore and interact with products in 3D.
thelightexperience.iguzzini.com

DALI IP23

- Ceiling, wall and suspended installation.
- Turned aluminium body, die-cast aluminium ceiling plate, high heat resistant polycarbonate lower frame for ø 240, die-cast aluminium frame for ø 140.
- Reflectors in super-pure mirror-finish aluminium.
- Professional controlled luminance UGR <19 optics.
- Electronic multiwatt, DALI and inverter emergency wiring are all available.
- High level of light output.
- LED versions with passive dissipation.

Versions



ø 140
H 200



ø 240
H 228



ø 240
H 273



pendant



wall-mounted



01
WHITE



15
GREY



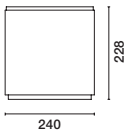

source W	source lm	system W	system lm	code colour
General light				
LED				
4000K - CRI 80				
11W	2000	13,3W	1700	**MQ10** 01-15
24W	4000	27,9W	3399	**MQ12** 01-15
3000K - CRI 80				
12W	2000	14,4W	1700	**MQ11** 01-15
25W	4000	29W	3399	**MQ13** 01-15
4000K - CRI 80 - DALI				
11W	2000	14,1W	1700	**MQ14** 01-15
24W	4000	27,7W	3399	**MQ16** 01-15
3000K - CRI 80 - DALI				
12W	2000	15,3W	1700	**MQ15** 01-15
25W	4000	28,8W	3399	**MQ17** 01-15
General light - with inverter				
LED				
4000K - CRI 80				
11W	2000	13,3W	1700	**MQ18** 01-15
3000K - CRI 80				
12W	2000	14,4W	1700	**MQ19** 01-15



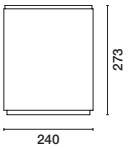

source W	source lm	system W	system lm	code colour
UGR<19				
LED				
4000K - CRI 80				
11W	2000	13,3W	1679	**MQ20** 01-15
24W	4000	27,9W	3358	**MR73** 01-15
3000K - CRI 80				
12W	2000	14,4W	1679	**MQ21** 01-15
25W	4000	29W	3358	**MR74** 01-15
4000K - CRI 80 - DALI				
11W	2000	14,1W	1679	**MR75** 01-15
24W	4000	27,7W	3358	**MR77** 01-15
3000K - CRI 80 - DALI				
12W	2000	15,3W	1679	**MR76** 01-15
25W	4000	28,8W	3358	**MR78** 01-15
UGR<19 - with inverter				
LED				
4000K - CRI 80				
13W	2000	15,7W	1679	**MR79** 01-15
3000K - CRI 80				
13W	2000	15,6W	1679	**MR80** 01-15



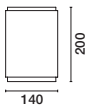

source W	source lm	system W	system lm	code colour
UGR<19				
LED				
4000K - CRI 80				
7,6W	1300	10W	1118	**MQ06** 01-15
3000K - CRI 80				
7,8W	1300	10,2W	1118	**MQ07** 01-15
4000K - CRI 80 - DALI				
7,6W	1300	10,1W	1118	**MQ08** 01-15
3000K - CRI 80 - DALI				
7,8W	1300	10,3W	1118	**MQ09** 01-15





Mounting accessories	code	colour	code	colour
Power supply base with suspension cables				
L=1500	**9438**	01-15	**9440** 01-15 **9441** 01-15 for versions with DALI **9442** 01-15 for versions with inverter	
Wall installation mounting kit	**9439**	01-15	**9443**	01-15

Cup

design Pamio design



Explore and interact with products in 3D.
thelightexperience.iguzzini.com

IP20

- Luminaire for diffused light.
- Ceiling, suspended and downlight installation.
- Die-cast aluminium body; thick, transparent pressed glass with an internal satin finish.
- High level of light output.

Applications



ceiling-mounted



semi-recessed



pendant





01 WHITE | 15 GREY | 65 NITRIC

iguzzini.com code finder / download design files / save and organize favorites



source		system		
W	lm	W	lm	code colour
Ceiling				
LED				
2700K - CRI 80				
9,7W	850	9,7W	663	**MQ98** 01-15

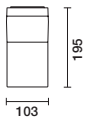



source		system		
W	lm	W	lm	code colour
Ceiling				
LED				
2700K - CRI 80				
9,7W	850	9,7W	689	**MQ97** 01-15





source		system		
W	lm	W	lm	code colour
Recessed				
LED				
2700K - CRI 80				
9,7W	850	9,7W	663	**MR00** 65

Class of Insulation II

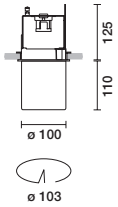



source		system		
W	lm	W	lm	code colour
Recessed				
LED				
2700K - CRI 80				
9,7W	850	9,7W	689	**MQ99** 65

Class of Insulation II

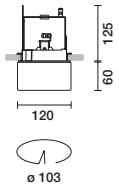



source		system		
W	lm	W	lm	code colour
Pendant				
LED				
2700K - CRI 80				
9,7W	850	9,7W	663	**MQ96** 01-15

Complete with suspension cables and power cable

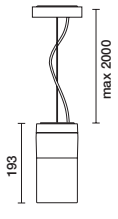



source		system		
W	lm	W	lm	code colour
Pendant				
LED				
2700K - CRI 80				
9,7W	850	9,7W	689	**MQ95** 01-15

Complete with suspension cables and power cable

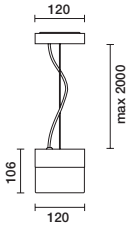

Motus LED



Explore and interact with products in 3D.
thelightexperience.iguzzini.com

IP42

- Safety signal with LED source.
- Lamp body in painted steel.
- Transparent PMMA screens with signal pictograms (L22 design).
- Signal visibility distance 25 m in compliance with NI EN 1838 regulations.
- Ceiling, recessed, wall and flag mount installation.
- Ni-Cd Battery; autonomy: 3 hours.
- Permanent operation (always on)
- Self-test or centralized test variants.
- Accessories: control system for luminaires with centralized test; remote control for inhibiting luminaires with auto-test.



Indicator luminaire with Neutral White LED lamp, visible from a distance of 25 meters (EN1838), life 70,000 hours.

Applications
Motus LED can be applied in different installation modes.

recessed



ceiling-mounted



Cantilever mount on walls



wall-mounted



Signalling



Compliant with European standards EN 1838

Emergency Operation SA
The system is always ON in order to indicate directions, emergency exits.

Rest mode
Available for all versions, allowing the system to be disabled for short periods. The emergency system is reactivated with remote control code MXT0 (versions with auto-test) or with control system code MXS9 (versions with centralized test).

Inhibition mode
Available for all versions with centralized test, allowing the system to be disenabled for long periods of inactivity. The emergency system is reactivated with control system code MXS9.

iguzzini.com code finder / download design files / save and organize favorites



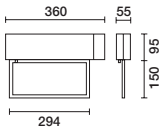

source W	lm	system W	lm	auton.	recharge	code colour
Wall-mounted, cantilever style - Always-on (SA) with emergency signalling Auto-Test						
LED						
4000K - CRI 80						
1W	35	-	-	3h	24h	**MU37** 01
Wall-mounted, cantilever style - Always-on (SA) with emergency signalling Centralized test						
LED						
4000K - CRI 80						
1W	35	-	-	3h	24h	**MU38** 01

The codes refer to the installation system. Indicator screens to be ordered separately.



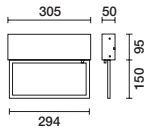

source W	lm	system W	lm	auton.	recharge	code colour
Wall-mounted - Always-on (SA) with emergency signalling Auto-Test						
LED						
4000K - CRI 80						
1W	35	-	-	3h	24h	**MU35** 01
Wall-mounted - Always-on (SA) with emergency signalling Centralized test						
LED						
4000K - CRI 80						
1W	35	-	-	3h	24h	**MU36** 01



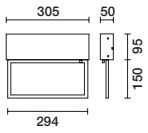

source W	lm	system W	lm	auton.	recharge	code colour
Ceiling-mounted - Always-on (SA) with emergency signalling Auto-Test						
LED						
4000K - CRI 80						
1W	35	-	-	3h	24h	**MU33** 01
Ceiling-mounted - Always-on (SA) with emergency signalling Centralized test						
LED						
4000K - CRI 80						
1W	35	-	-	3h	24h	**MU34** 01



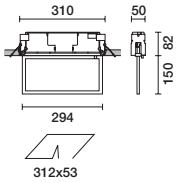

source W	lm	system W	lm	auton.	recharge	code colour
Recessed - Always-on (SA) with emergency signalling Auto-Test						
LED						
4000K - CRI 80						
1W	35	-	-	3h	24h	**MU31** 01
Recessed - Always-on (SA) with emergency signalling Centralized test						
LED						
4000K - CRI 80						
1W	35	-	-	3h	24h	**MU32** 01

Decorative accessories	code	colour
Screen with pictogram 1 side - right arrow	**MXS5**	84
Screen with pictogram 1 side - downward arrow	**MXS6**	84
Screen with pictogram 1 side - left arrow	**MXS4**	84
Screen with pictogram 2 sides - right/left arrow	**MXS7**	84
Screen with pictogram 2 sides - downward arrow	**MXS8**	84

Interfaces & remote units	code	colour
Inhibiton comand for products with Auto-test		
max 100 operable aplliances network absorption 0.5VA Allows to carry out: test synchronisation, immediate functional test. inhibition	**MXT0**	00
Control System for products with centralised test		
230V-50Hz Internal rechargeable battery (24h charge) 2VA Absorption 1 exit line max 100 connectable appliances allows to carry out: 1) manual test from keyboard 2) scheduled automatic tests	**MXS9**	00

Bos



h 80

h 125

h 125



ø 264



ø 426



ø 530

Explore and interact with products in 3D.
thelightexperience.iguzzini.com

IP40

- Luminaires especially suited for general lighting with diffused and comfortable light emission
- Ceiling and wall-mount installation
- Mounting plate with LED group in painted sheet steel
- Thermoplastic diffuser
- Manual diffuser lock system with rotating springs

iguzzini.com code finder / download design files / save and organize favorites

new
Available from June

new



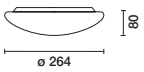

source W	lm	system W	lm	code colour
LED				
4000K - CRI 80				
11,39W	1864	13,27W	1338	**QN48** 01
3000K - CRI 80				
11,39W	1739	13,27W	1249	**QN49** 01
4000K - CRI 80 - DALI				
11,39W	1864	13,27W	1338	**QN50** 01
3000K - CRI 80 - DALI				
11,39W	1739	13,27W	1249	**QN51** 01

new



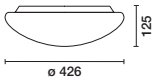

source W	lm	system W	lm	code colour
LED				
4000K - CRI 80				
15,8W	2674	19,97W	2000	**5030** 01
3000K - CRI 80				
15,8W	2496	19,97W	1867	**5031** 01
LED				
4000K - CRI 80				
15,8W	2674	19,97W	2000	**5030** 01
3000K - CRI 80				
15,8W	2496	19,97W	1867	**5031** 01
4000K - CRI 80 - DALI				
• 15,8W	2674	18,56W	2000	**QN52** 01
3000K - CRI 80 - DALI				
• 15,8W	2496	18,56W	1867	**QN53** 01
emergency light				
LED				
4000K - CRI 80				
• 15,8W	2674	24W	2000	**QN54** 01
3000K - CRI 80				
• 15,8W	2496	24W	1867	**QN55** 01

Complete with power supply with inverter

new



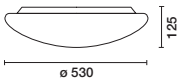

source W	lm	system W	lm	code colour
LED				
4000K - CRI 80				
29W	4807	35,37W	3509	**QN56** 01
3000K - CRI 80				
29W	4486	35,37W	3275	**QN57** 01
4000K - CRI 80 - DALI				
29W	4807	34,12W	3509	**QN58** 01
3000K - CRI 80 - DALI				
29W	4486	34,12W	3275	**QN59** 01
High Output				
LED				
4000K - CRI 80				
36,81W	6124	42,3W	4470	**QN60** 01
3000K - CRI 80				
36,81W	5715	42,3W	4172	**QN61** 01
4000K - CRI 80 - DALI				
36,81W	6124	42,3W	4470	**QN62** 01
3000K - CRI 80 - DALI				
36,81W	5715	42,3W	4172	**QN63** 01

new



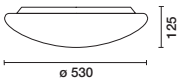

source W	lm	system W	lm	code colour
emergency light				
LED				
4000K - CRI 80				
29W	4807	39W	3509	**QN64** 01
3000K - CRI 80				
29W	4486	39W	3275	**QN65** 01

Complete with power supply with inverter



Underscore



Underscore6
page 406


Frame recessed


Minimal recessed


External angle 90°


Internal angle 90°


Single up or down installation


Double up and down installation



Underscore15
page 410


Perimeter


Surface


Frame recessed


Minimal recessed


Angular



Underscore18
page 410


Perimeter


Surface


Minimal recessed

Leonardo da Vinci Airport,
Terminal E - Rome, Italy
Client: ADR Aeroporti di Roma Spa
Architectural project: SPEA Engineering, Studio Muzi, Biggi Guerini & Partners Photo: Luca Petrucci

Underscore Grazer is presented on page 418

Underscore6

design Dean Skira



Explore and interact with products in 3D.
thelightexperience.iguzzini.com

IP65

- Flexible strip for linear lighting with monochromatic LEDs, characterized by very compact dimensions (6 mm).
- Protective covering in thermo-dissipative silicone elastomer with diffusing finish.
- It can be sectioned at pre-set intervals. The non-sectioned strips (full length) have IP65 protection class; the ends of circuits are fitted with IP20 end cables, therefore the installer is responsible for completing insulation operations.
- The values specifying colour temperature of the white LEDs are indicative and subject to variation.
- The strip is specifically intended for use with innovative aluminium frames designed to create extremely thin lines of light and striking illumination effects.
- Downlight frame and minimal linear frames for internal angles or edges and for surface applications.


Compact dimensions

K colour temperature
Underscore is available in three colour temperatures: warm, neutral and cool. Every requirement is matched by the most suitable lighting design solution.


Warm white 3000K


Neutral white 4000K


Cool white 6000K

Installations

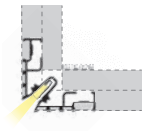



90° outer angular



90° inner angular

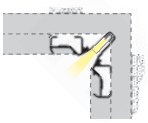

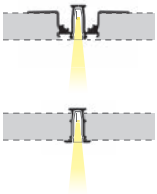



Minimal / frame recessed



Up or down

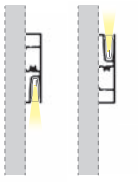





Up and down



Baseboard up



iguzzini.com code finder / download design files / save and organize favorites





source		system		
W	lm	W	lm	code colour
Ledstrip - 24V				
LED				
6000K - CRI 65				
9,6W	145	**9,6W**	**145**	**MT97** 01
4000K - CRI 60				
9,6W	165	**9,6W**	**165**	**MT95** 01

The W and lm values are related to 1 metre length.
120 LED/m.
Sections can be split every 50 mm.
The flux and colour temperature values are subject to minor changes according to the profile used.





source		system		
W	lm	W	lm	code colour
Ledstrip - 24V				
LED				
3000K - CRI 55				
9,6W	170	**9,6W**	**170**	**MT96** 01

The W and lm values are related to 1 metre length.
120 LED/m.
Sections can be split every 50 mm.
The flux and colour temperature values are subject to minor changes according to the profile used.

For Class III products, certifications, safety and performances are only assured when the electronic power supply units and drivers indicated in the catalogue are used.

Underscore6

01
WHITE

frames





length	code colour
Double linear surface profile	
Module	
2000	**MXR7** 01-12



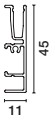

length	code colour
Single linear surface profile	
Module	
2000	**MXR6** 01-12



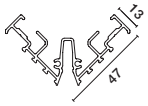

length	code colour
90° outer angular profile	
Module	
3000	**MXR4** 01



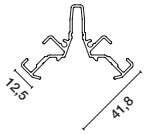

length	code colour
Inner angular profile	
Module	
3000	**MXR5** 01





length	code colour
Frame recessed linear profile	
Module	
1000	**MXR1** 01-12
2000	**MXR2** 01-12



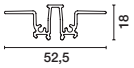

length	code colour
Minimal recessed linear profile	
Module	
2000	**MXR3** 01

Mounting accessories	code	colour
Securing clip for linear profiles 5 units	**MXM4**	00
Ends for 90° outer angular profile 4 units	**MXS0**	01
Ends for 90° inner angular profile 4 units	**MXS1**	01
Ends for linear profile double surface 2 units	**MXS3**	01-15
Linear profile ends Frame flush-mount 2x5 units	**MXR8**	01-15

Mounting accessories	code	colour
Linear profile ends Minimal flush-mount 4 units	**MXR9**	01
Ends for linear profile single surface 2 units	**MXS2**	01-15

St Cecilia's Hall - Edinburgh, United Kingdom
Client: University of Edinburgh
Architectural project: Page Park, Glasgow
Lighting project: Harley Haddow, Edinburgh
Photo: Jim Stephenson



Underscore15/18



Explore and interact with products in 3D.
thelightexperience.iguzzini.com

IP65

- Linear illumination with monochrome or RGB LEDs.
- Wall/ceiling mount installation.
- Can be sectioned at pre-set intervals depending on the version.
- Non-sectioned strips (full length) have IP65 protection class; circuit ends are fitted with IP20 end connectors, therefore the installer is responsible for completing connector insulation operations.
- The values specifying colour temperature of the white LEDs are indicative and subject to variation.
- When using the RGB Ledstrip in line, the white mix may be uneven.

Lighting effect

Ledstrip tube side





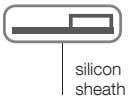

Ledstrip tube
Ledstrip tube hi-power
Ledstrip
Ledstrip hi-power





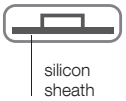

Ledstrip tube
Ledstrip tube
hi-power

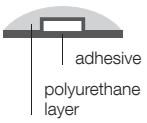

Ledstrip
Ledstrip
hi-power

iguzzini.com/**underscore15**
iguzzini.com/**underscore18**

High and Low frames
The linear frames are available in two versions:
High for better diffuser uniformity;
Low for higher light flux.







High: 21 mm high for the minimal version and 22 mm for the frame version.



Low: 13.5mm high for the surface version and 14.5 mm for the frame version.

Installations

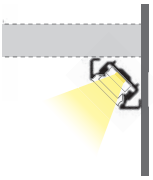



Angular



Perimeter

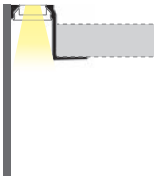

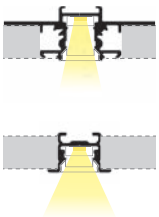



Minimal / Frame



Surface



Underscore15/18

01
WHITE

iguzzini.com code finder / download design files / save and organize favorites



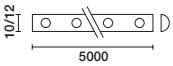

source W	source lm	system W	system lm	code colour
Ledstrip - 12V				
LED				
6000K - CRI 70				
4,8W	330	**4,8W**	**330**	**M252** 01
4000K - CRI 75				
4,8W	390	**4,8W**	**390**	**M251** 01
3000K - CRI 80				
4,8W	370	**4,8W**	**370**	**M250** 01
2700K - CRI 80				
4,8W	370	**4,8W**	**370**	**M249** 01

The W and lm values are related to 1 metre length.
Sections can be split every 50 mm.
2 strips connected in consecutive line.

source W	source lm	system W	system lm	code colour
Ledstrip - 12V - RGB				
LED				
RGB				
3,1W	115	**3,1W**	**115**	**M253** 01

The W and lm values are related to 1 metre length.
Sections can be split every 125 mm.
When using the RGB Ledstrip in line the white mix may not be homogenous.
For use with profiles code MWG1 or with clips code MWG2.

source W	source lm	system W	system lm	code colour
Ledstrip Hi-power - 24V				
LED				
6000K - CRI 80				
19,2W	1900	**19,2W**	**1900**	**N177** 01
4000K - CRI 80				
19,2W	1900	**19,2W**	**1900**	**N176** 01
3000K - CRI 80				
19,2W	1800	**19,2W**	**1800**	**N175** 01

Sections can be split every 125 mm

source W	source lm	system W	system lm	code colour
Ledstrip Hi-power - 24V				
LED				
6000K - CRI 75				
14,4W	1160	**14,4W**	**1160**	**MI61** 01
4000K - CRI 70				
14,4W	1130	**14,4W**	**1130**	**MI60** 01
3000K - CRI 70				
14,4W	1220	**14,4W**	**1220**	**MI59** 01

The W and lm values are related to 1 metre length.
Sections can be split every 100 mm.



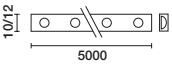

source W	source lm	system W	system lm	code colour
Ledstrip tube - 12V				
LED				
6000K - CRI 70				
4,8W	420	**4,8W**	**420**	**M828** 01
4000K - CRI 75				
4,8W	470	**4,8W**	**470**	**M827** 01
3000K - CRI 80				
4,8W	410	**4,8W**	**410**	**M826** 01
2400K - CRI 80				
4,8W	410	**4,8W**	**410**	**M824** 01

The W and lm values are related to 1 metre length.
Sections can be split every 50 mm.
2 strips connected in consecutive line.

source W	source lm	system W	system lm	code colour
Ledstrip - 12V - RGB				
LED				
RGB				
3,1W	120	**3,1W**	**120**	**M829** 01

Sections can be split every 100 mm
2 strips connected in consecutive line.
When using the RGB Ledstrip in line the white mix may not be homogenous
For use with profiles code MWG1 or with clips code MWG2.

source W	source lm	system W	system lm	code colour
Ledstrip Tube hi-power - 12V				
LED				
6000K - CRI 70				
9,6W	840	**9,6W**	**840**	**ME35** 01
4000K - CRI 75				
9,6W	940	**9,6W**	**940**	**ME34** 01
3000K - CRI 80				
9,6W	810	**9,6W**	**810**	**ME33** 01

The W and lm values are related to 1 metre length.
Sections can be split every 25 mm.

source W	source lm	system W	system lm	code colour
Ledstrip Tube hi-power - 24V				
LED				
4000K - CRI 90				
14,4W	1260	**14,4W**	**1260**	**N174** 01
19,2W	1680	**19,2W**	**1680**	**N179** 01
3000K - CRI 90				
14,4W	1260	**14,4W**	**1260**	**N173** 01
19,2W	1680	**19,2W**	**1680**	**N178** 01
2700K - CRI 90				
14,4W	1260	**14,4W**	**1260**	**N199** 01
19,2W	1680	**19,2W**	**1680**	**N203** 01

Sections can be split every 125 mm

For Class III products, certifications, safety and performances are only assured when the electronic power supply units and drivers indicated in the catalogue are used.

Technical information may change alongside technological progress. Consult iguzzini.com for ongoing updates.

iguzzini.com code finder / download design files / save and organize favorites



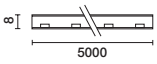

source W	source lm	system W	system lm	code colour
Ledstrip tube side - 12V				
LED				
6000K				
4,8W	320	**4,8W**	**320**	**MC65** 01
4000K				
4,8W	300	**4,8W**	**300**	**MC64** 01
3000K				
4,8W	270	**4,8W**	**270**	**MC63** 01

Sections can be split every 50 mm
2 strips connected in consecutive line.
Not suitable for use with profiles.

Interfaces & remote units	code	colour
PWM interface with DALI monochromatic LED dimmer 120W 24Vdc	**MWP3**	00
Sequencer with remote control for RGB strip	**MWF9**	00
Sequencer for RGB strip	**MWG0**	00

Control gear	code	colour
Connector kit		
with 1 male connector, 2 female connectors and 2 heat-shrink tubes	**MWR5**	00 For M249-M250-M251-M252-MI59-MI60-MI61-N175-N176-N177
with 1 male connector, 2 female connectors and 4 end caps	**MWR8**	00 For MC63-MC64-MC65
with 1 male connector, 2 female connectors and 4 end caps with no holes	**MWR6**	00 For M824-M826-M827-M828-ME33-ME34-ME35-N173-N174-N178-N179-N199-N203
End cap Kit		
with 4 end caps with holes	**MWR7**	00 For M829

Power supply	code	colour
Constant current power supply unit IP20 96W		
VIN = 220-240VAC 50/60Hz Vout = 12VDC IMAX = 8A dimensions: 180x65,5x31	**MZ14**	00
Constant current power supply unit DALI IP20 100W		
VIN = 220-240VAC 50/60Hz Vout = 12VDC IMAX = 8A dimensions: 180x65,5x31	**MX36**	00
VIN = 220-240VAC 50/60Hz Vout = 24VDC IMAX = 4,16A dimensions: 295x43x30	**MZ15**	00
Constant tension power supply unit IP20 35W		
VIN = 220-240VAC 50/60Hz Vout = 12VDC IMAX = 1,65A dimensioni: 146x35x19	**MWF7**	00
Constant current power supply unit IP20 70W		
VIN = 220-240VAC 50/60Hz Vout = 12VDC IMAX = 6,8A dimensions: 240x46x36	**MWF8**	00

For Class III products, certifications, safety and performances are only assured when the electronic power supply units and drivers indicated in the catalogue are used.

Underscore15/18

01 WHITE

12 ALUMINIUM

frames for monochrome Ledstrips





length	code colour
Frame recessed low linear profile	
Module	
1000	**MXK6** 01-12
2000	**MXK7** 01-12
Surface low linear profile	
Module	
1000	**MXK8** 01-12
2000	**MXK9** 01-12





length	code colour
Frame recessed high linear profile	
Module	
1000	**MXL0** 01-12
2000	**MXL1** 01-12



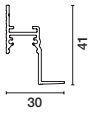

length	code colour
Perimetric profile	
Module	
2000	**MXK5** 00





length	code colour
Angular profile	
Module	
1000	**MXK3** 01-12
2000	**MXK4** 01-12





length	code colour
Surface high linear profile	
Module	
1000	**MXL2** 01-12
2000	**MXL3** 01-12



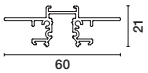

length	code colour
Minimal recessed high linear profile	
Module	
2000	**MXN8** 00



length	code colour
Opal diffuser screen	
Module	
1000	**MXM0** 38
2000	**MXM1** 38
Translucid diffuser screen	
Module	
1000	**MXM2** 21
2000	**MXM3** 21



code colour
Kit of aluminium rigid channels
MWG1 12

5 pieces with 1 m. Ledstrip tube side cannot be installed with rigid channel.



code colour
Fixing clips kit
Module
MWG2 01

10 pieces

01 WHITE

12 ALUMINIUM

Monochrome Ledstrip frame accessories

Mounting accessories	code	colour
Securing clip for angular profiles 5 units	**MXM5**	00
Securing clip for linear profiles 5 units	**MXM4**	00
Kit with springs for insertion into through-passing slots for linear profile 2 units	**MXP6**	00

Mounting accessories	code	colour
Ends for angular profile 10 units	**MXL4**	01-15
High surface flush-mount linear profile ends	**MXL9**	01-15 For MXL2-MXL3
Linear high profile ends Frame flush-mount 2x5 units	**MXL8**	01-15 For MXL0-MXL1
High linear profile ends for Minimal flush-mount 4 units	**MXQ2**	01

Mounting accessories	code	colour
Low surface flush-mount linear profile ends 2x5 units	**MXL7**	01-15 For MXK8-MXK9
Low frame flush-mount linear profile ends 2x5 units	**MXL6**	01-15 For MXK6-MXK7
Ends for perimeter profile 2x5 units	**MXL5**	01

frames for RGB Ledstrips





length	code colour
Surface high linear profile	
Module	
2000	**MXQ3** 01-12



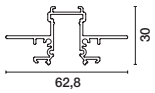

length	code colour
Minimal recessed high linear profile	
Module	
2000	**MXQ4** 00



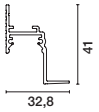

length	code colour
Perimetric profile	
Module	
2000	**MXQ5** 00



length	code colour
Opal diffuser screen	
Module	
2000	**MXQ9** 38
Translucid diffuser screen	
Module	
2000	**MXR0** 21



	code colour
Kit of aluminium rigid channels	
	MWG1 12

5 pieces with 1 m. Ledstrip tube side cannot be installed with rigid channel.



	code colour
Fixing clips kit	
	MWG2 01

10 pieces

Court House - Paris, France
Client: Établissement Public du Palais de Justice de Paris + Bouygues Bâtiment
Architectural Project: Renzo Piano Building Workshop
Lighting project: Cosil Peutz
Photo: Michel Denancé

RGB Ledstrip frame accessories

Mounting accessories	code	colour
Securing clip for linear profiles 5 units	**MXM4**	00
High surface flush-mount linear profile ends	**MXQ6**	01-15

Mounting accessories	code	colour
High linear profile ends for Minimal flush-mount 4 units	**MXQ8**	01
Ends for perimeter profile 2x5 units	**MXQ7**	01

Underscore Grazer

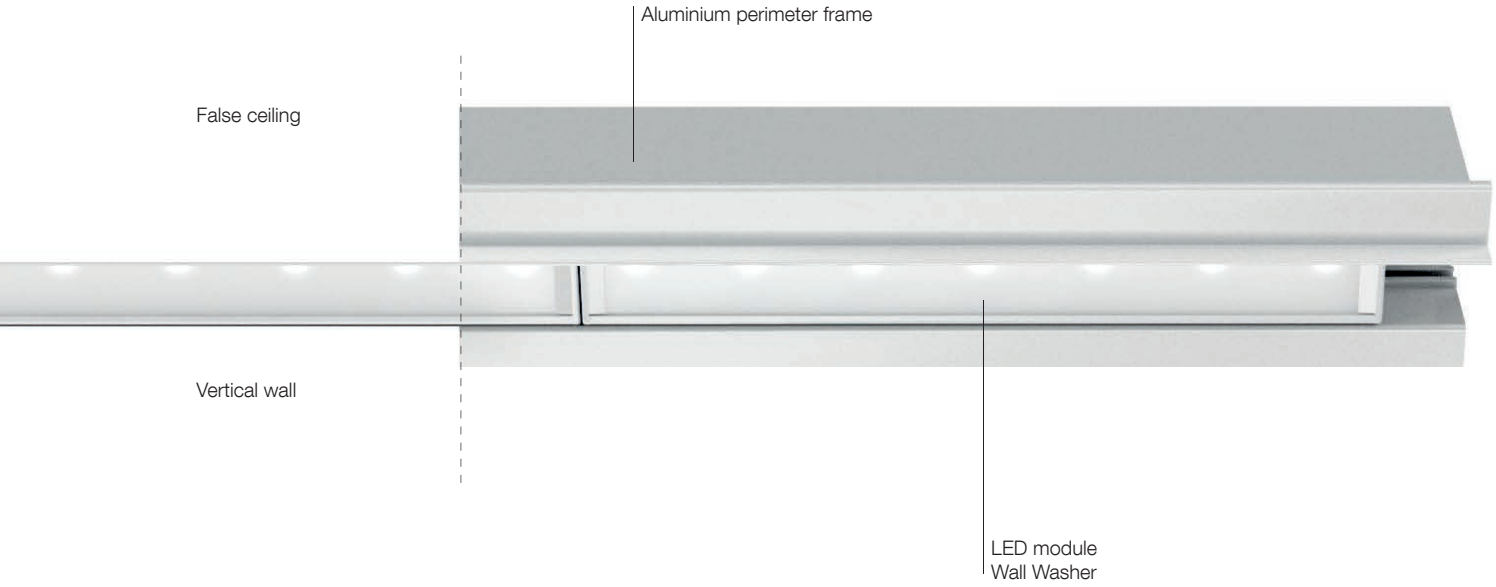

Explore and interact with products in 3D.
thelightexperience.iguzzini.com

IP20

- Linear system for vertical wall lighting.
- Application in a niche using a specific aluminium frame for false ceilings, together with internal and external angles to adapt the system to the way the walls develop.
- Lighting modules available in 3 lengths, complete with DALI dimmable power supply and in and out connectors for applications in continuous rows.
- High performance wall washer optics.

Flexibility
Underscore Grazer is available in various lengths in order to adapt to each single lighting project.


528 mm


1056 mm


1585 mm

Uniform lighting
Grazer guarantees a uniform homogeneous lighting, creating a shadow-free luminous effect.



Inner angle



Outer angle

Lighting performance
The efficiency of last-generation LEDs mounted in Underscore Grazer delivers a wide range of applications.

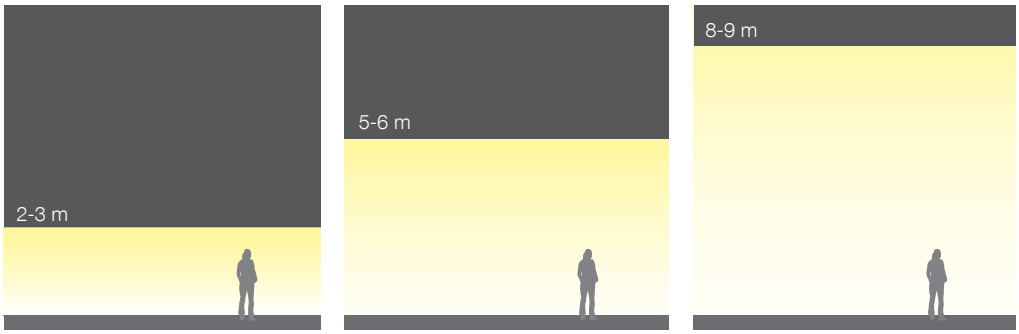

System combination

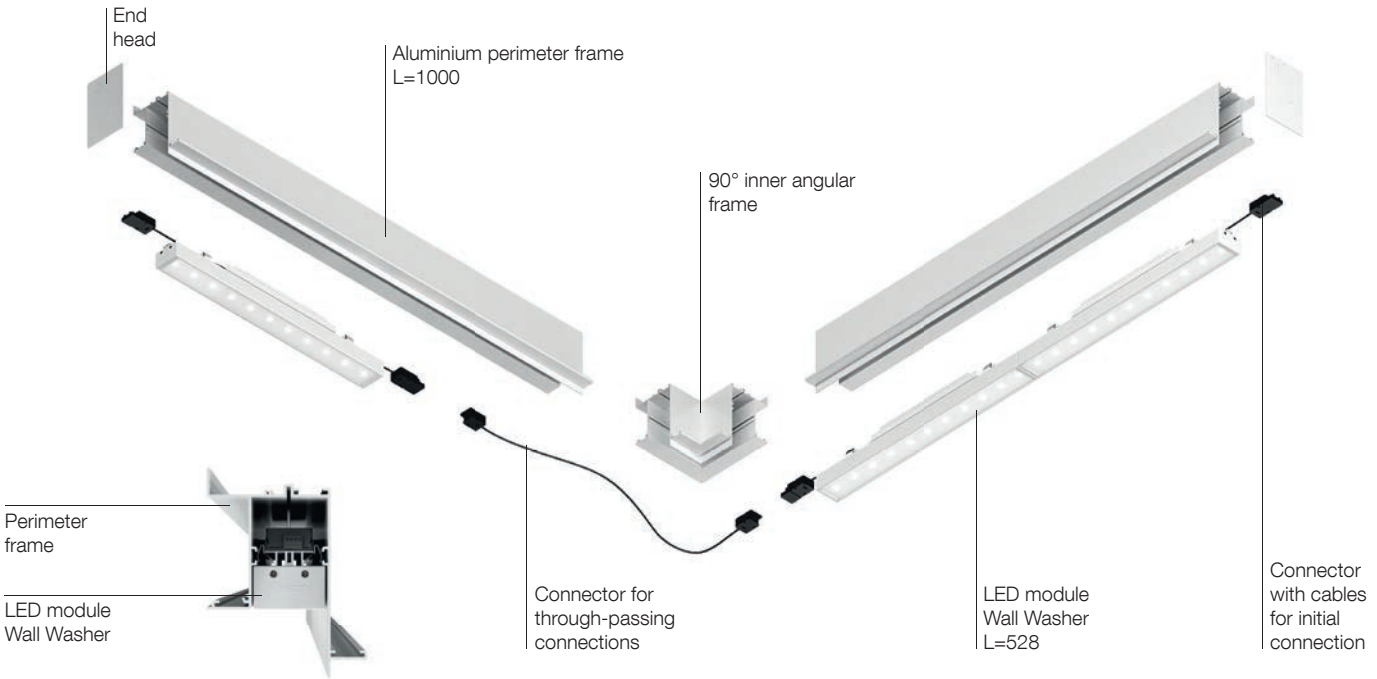

Underscore Grazer

01
WHITE

iguzzini.com code finder / download design files / save and organize favorites



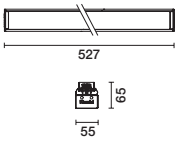

source W	lm	system W	lm	length	code colour
Wall Washer					
LED					
4000K - CRI 80 - DALI					
12W	1170	**14,3W**	**713**	**528**	**MM91** 01
23W	2350	**25,8W**	**1432**	**1054**	**MM92** 01
35W	3530	**41,5W**	**2151**	**1585**	**MM93** 01
3000K - CRI 80 - DALI					
12W	1070	**14,3W**	**652**	**528**	**MM94** 01
23W	2140	**25,8W**	**1304**	**1054**	**MM95** 01
35W	3210	**41,5W**	**1956**	**1585**	**MM96** 01



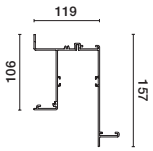

length	code colour
Aluminium perimeter profile	
Module	
1000	**MXI7** 01
2000	**MXI8** 01

Complete with elements for linear connection to adjacent sections



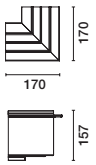

	code colour
90° outer angular profile	
	MXT3 01



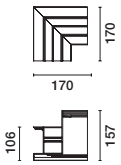

	code colour
90° inner angular profile	
	MXI9 01



	code colour
Two end caps	
	MXT4 01

Control gear	code	colour
Connector for through-passing connections	**MXT6**	00
Plate with terminal blocks	**MXT5**	00

The Retreat at Blue Lagoon - Grindavík, Iceland
Architectural Project: Basalt Architects
Interior design: Basalt Architects & Design Group Italia
Experience design: Design Group Italia
Lighting project: Liska
Photo: Gunnar Sverrisson

Technical information may change alongside technological progress. Consult iguzzini.com for ongoing updates.





PizzaKobra

Awards
RedDot Design Award
ADI Design Index
Brit Insurance Designs
AIT

design Ron Arad



IP20

Free-standing lamp in aluminium and steel with shiny chrome finish, comprising concentric spirals and an adjustable die-cast aluminium head. The base of the appliance is fitted with non-scratch rubber feet.





source		system		
W	lm	W	lm	code colour
LED				
6700K - CRI 74				
7,4W	282	**8,7W**	**187**	**4059** 10

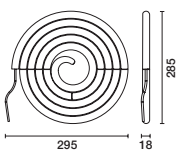

Colle dell'Infinito - Recanati, Italy
Lighting Concept: Dante Ferretti
Photo: Studio Buschi



pinterest.com/iguzzini



pinterest.com/iguzzini



Pole-mounted systems
Urban efficiency

Lighting systems are increasingly sturdy and reliable. They embody considerable optical and energy technology to enhance efficiency and visual comfort. Intelligent lighting and remote management help turn light into a value for everyone, turning open space into essential places for city life.

428 Overview Pole-mounted systems
438 Albero
440 La Venaria
442 Fiamma
445 UFO
452 Crown
456 Twilight
467 Platea Pro
473 Lavinia
477 Argo / Delphi
484 iTeka
487 Wow
493 Archilede HP
499 Quid
506 Street
512 MultiPalco InOut
516 MultiPro
520 MultiWoody
524 MultiPlatea

The poles can be found on page 529

Zhongshan Road - City of Ningbo, Zhejiang Province
Lighting project: Hua Zhan Wu Yun Lighting Design
Photographer: Flatmind

Overview Pole-mounted systems



438 Albero



440 La Venaria



442 Fiamma



445 UFO



452 Crown

Performances					
Optics	SM	A ɣ=66°/SM	SM	A45/A60/SC/ST1/ ST1.2/ST1C	109°/E 148°/SM/ST1/ ST1.2
Power W	123	168 → 384	52	29 → 54	84 → 100
Luminous flux lm	2552 → 2725	8620 → 20290	5350	2800 → 5480	8380 → 10530
Colour temperature K	3000/4000	4000	3000	3000/4000	3000/4000
Multipower				●	
DALI			●	●	●
Middle of the Night				●	
Bi-energy with pilot cable				●	
Dimensions and applications					
Number of sizes	1	1	1	2	1
Wall-mounted			●	●	



477 Argo / Delphi



484 iTeka



487 Wow



493 Archilede HP



499 Quid

Performances					
Optics	ST1/ST1.2/A45/A60/ STM1	A45C/ST1	A45/A60/ST0.8C/ST1/ ST1.2/ST1C	A45/A60/ST1/ST1.2/ ST1C	A45/ST1/ST1.2
Power W	36 → 100	23	24 → 211	26 → 154	13 → 153
Luminous flux lm	3600 → 11470	2280 → 2550	2950 → 25210	3210 → 19660	1420 → 19010
Colour temperature K	3000/4000	3000/4000	3000/4000	3000/4000	3000/4000
Multipower					
DALI	●	●	●	●	●
Middle of the Night	●		●	●	
Bi-energy with pilot cable	●	●	●	●	
Dimensions and applications					
Number of sizes	1	1	3	2	3
Wall-mounted	●	●	●	●	●

Optics: **SM** Symmetrical - **SC** Symmetrical Comfort - **ST1** Street Optic for vehicle traffic, urban and suburban areas - **ST1.2** Street Optic for intense vehicle traffic, urban and suburban areas- **ST 0.5** Optic for residential streets and bicycle lanes - **ST1C** Street Comfort Optic for pedestrian urban areas - **ST0.8C** Comfort Optic for bicycle lanes and residential streets - **A45** Comfort Street Optic **A60** 60° Asymmetrical Optic for parking lots and large areas - **SC** Comfort Symmetrical Optic for historic centres and pedestrian areas with high visual comfort - **E** Elliptical - **A** Asymmetrical - **AL** Asymmetrical Longitudinal - **AT** Asymmetrical Crossways



456 Twilight
Joburg



456 Twilight
Canberra



456 Twilight
Bilbao



456 Twilight
Odense



467 Platea Pro



473 Lavinia

	E/SM/ST0.5/ ST1.2/ST1C	E/SM/ST0.5/ ST1.2/ST1C	E/SM/ST0.5/ ST1.2/ST1C	E/SM/ST0.5/ST1.2	A45/ST0.5/ST0.8C/ ST1/ST1.2/ST1C	A45/A60/ST1/ST1.2
	20 → 31	20 → 46	20 → 46	20 → 46	33 → 86	36 → 100
	1990 → 3570	1970 → 4530	1790 → 3780	1770 → 4030	3130 → 10410	3550 → 11850
	2200/3000/4000	2200/3000/4000	2200/3000/4000	2200/3000/4000	3000/4000	3000/4000
	●	●	●	●	●	●
	●	●	●	●	●	●
						●
	1	1	1	1	2	1
	●	●	●		●	●



506 Street



512 MultiPalco InOut



516 MultiPro



520 MultiWoody



524 MultiPlatea

	A45/ST0.5/ST1/ST1.2	*	*	*	*
	23 → 153	*	*	*	*
	2950 → 19690	*	*	*	*
	3000/4000	2700/3000/4000	3000/4000/RGB/TW	3000/4000/RGB/TW	3000/4000/RGB/TW
		●		●	●
	●				
	●				
	2	4	1	3	2
	●	●	●	●	●

* Watt and Lumen values are listed in the Floodlights section on page 605

Overview Pole-mounted systems

Urban pole systems
Poles h 4000 / h 9000

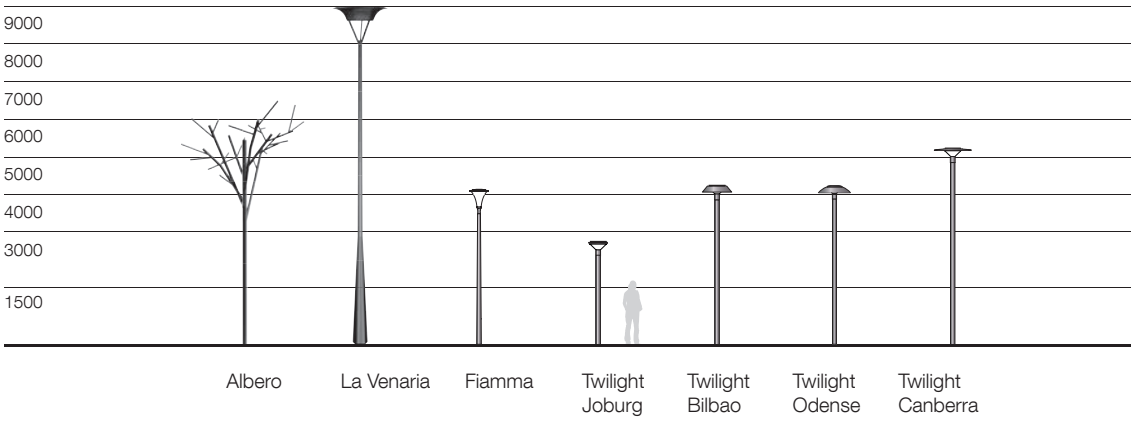

Urban pole systems
Poles h 6000 / h 12000

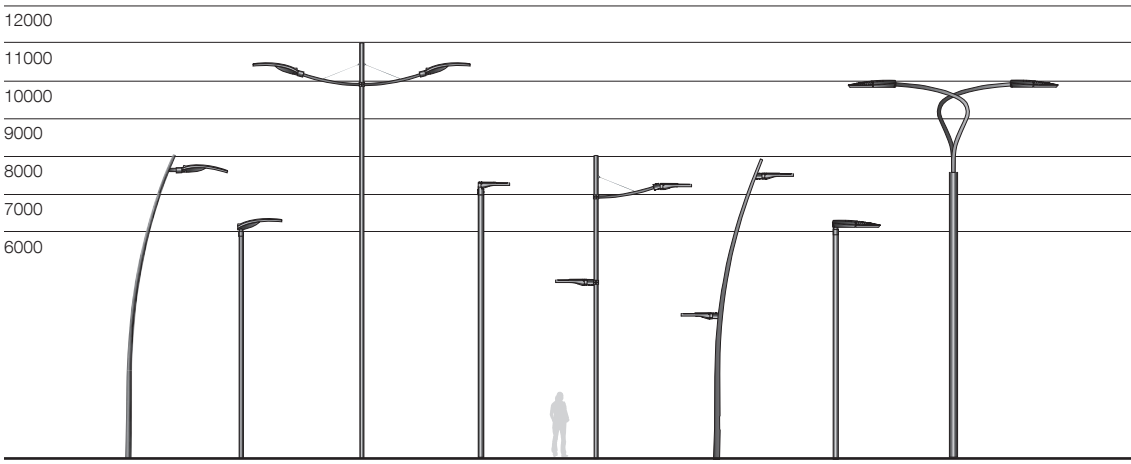

Multiple floodlights
poles h 4000 / h 9000

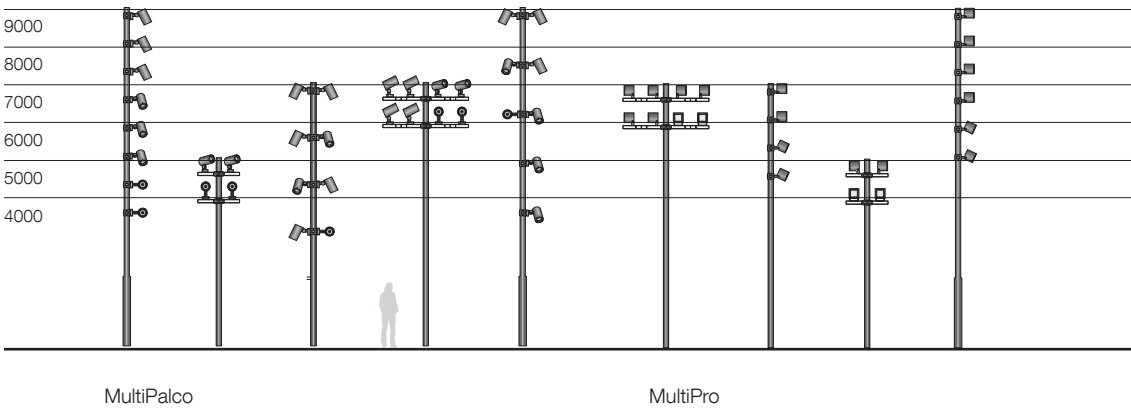

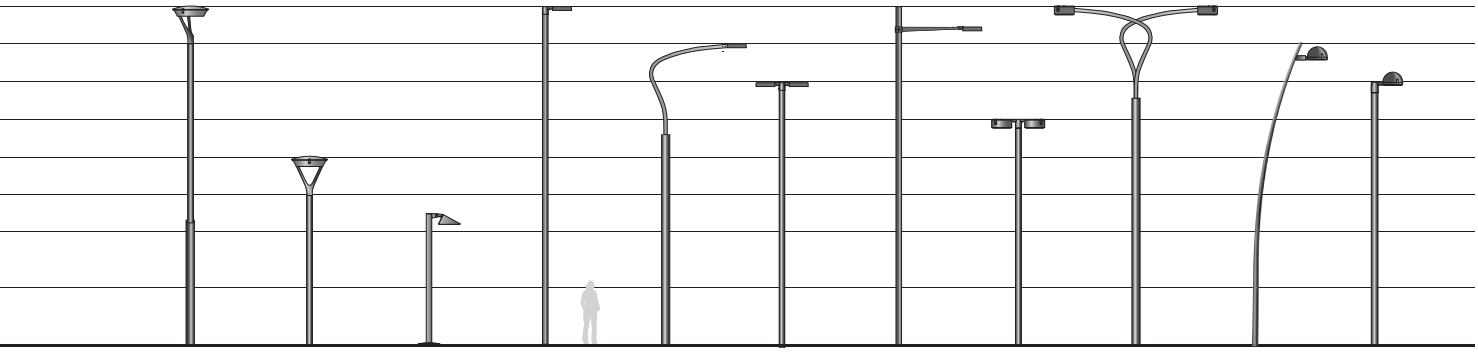

Crown iTeka Platea Pro Delphi Argo

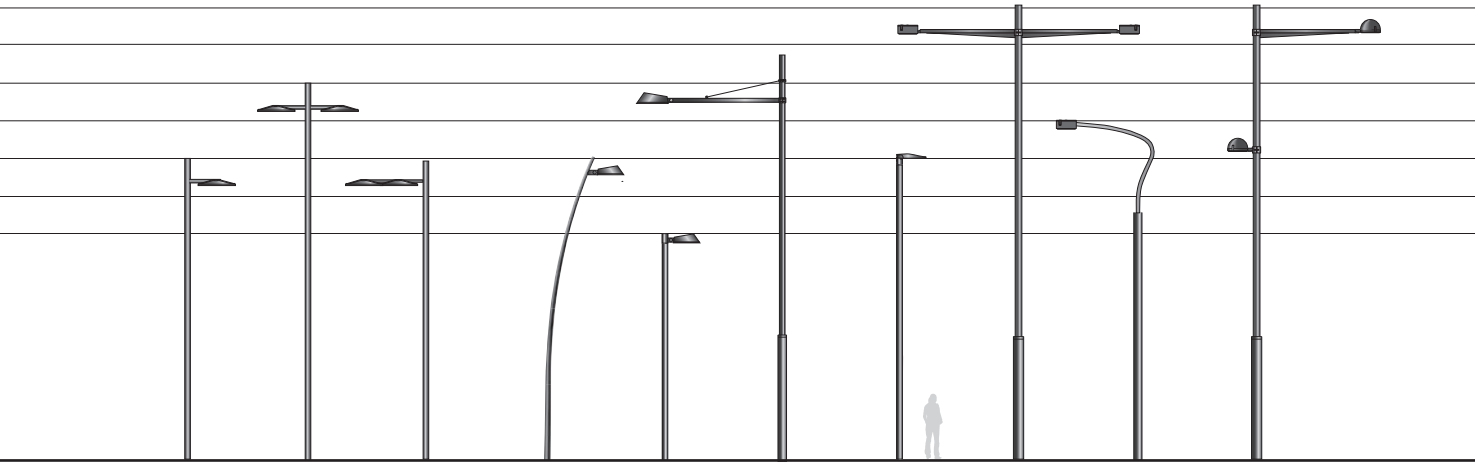

UFO Lavinia Street Delphi Argo

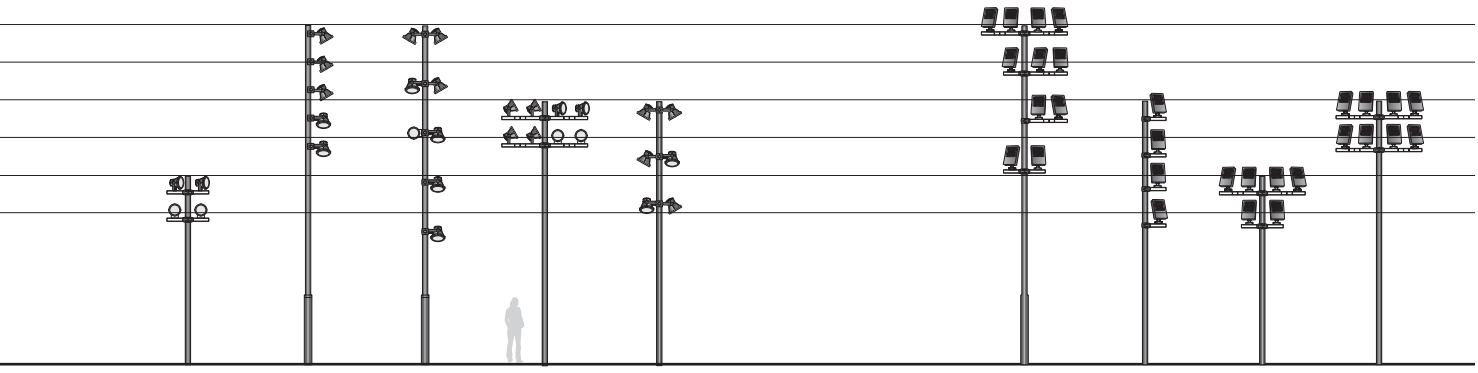

MultiWoody MultiPlatea

Opti Smart

Reflector
The result of iGuzzini research into the optimum use of LEDs, with their ultra-high performance, **Opti Smart** optics represent **the new "frontier" in street lighting**.
Opti Smart optics are an innovative solution able to use the luminous flux from LEDs to guarantee luminous efficacy, low consumption, long lamp life, reduced CO2 emissions, excellent colour rendering. All this is done in order to optimize energy consumption and environmental sustainability.
The Opti Smart range is made up of two optic systems which guarantee exceptional visual comfort: the first for streets with vehicular traffic (Intensity Class G*4), the other for urban pedestrian areas (Intensity Class G*6).



Street Optic
ST1 & ST1.2



Exclusive and licensed optic principle.
Outdoor LEDs are:
3000K - CRI 70
4000K - CRI 70

Aluminium with silver deposits

Optical collimators

Asymmetric optic



Exclusive and licensed optic principle.
Outdoor LEDs are:
3000K - CRI 70
4000K - CRI 70

Aluminium with silver deposits

Optical collimators

Lenses
This optic uses free-form technology for "made to measure" modelling of lenses to define optimal geometries, thereby allowing maximum use of the luminous flux in extremely compact dimensions.

The PMMA used, thanks to its impressive transparency, resistance to UV rays and index of refraction close to that of glass, ensures superb efficiency values over time.



EQI European Quality Institute Srl

The third-party EQI laboratory carried out UV ageing test in compliance with the UNI EN ISO 4892-3: 2016 standard. After 1568 h, with alternating cycles of exposure to UV-A 340 at 60 °C and condensation at 50 °C, the samples did not present any variation.

Street Optic ST 1.2 & ST1
and Symmetrical Optic



Exclusive and licensed optic principle.
Outdoor LEDs are:
3000K - CRI 70
4000K - CRI 70

ST - Road optics

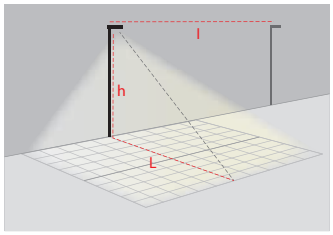

d = L/h
h = Installation height
L = Width of area to illuminate
l = Distance between poles

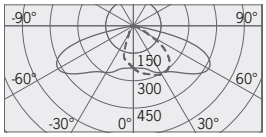

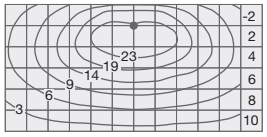

ST1
Street Optic for intense vehicle traffic, urban and suburban areas
l = 4h
d = 1
Intensity Class: G*4(Reflector)

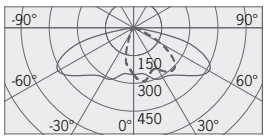

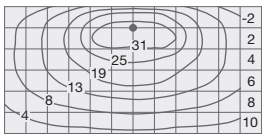

ST1.2
Street Optic for intense vehicle traffic, urban and suburban areas-
l = 4h
d = 1.2
Intensity Class: G*4 (Reflector)

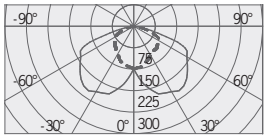

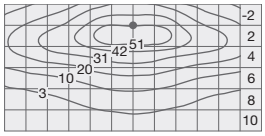

ST 0.5
Optic for residential streets and bicycle lanes
l = 4h
d = 0.5
Intensity Class: G*3 (Lens)

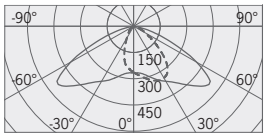

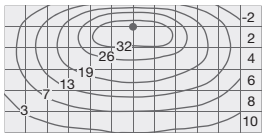

ST1C
Comfort Road Optic for pedestrian urban areas
l = 3.7h
d = 1
Intensity Class: G*6 (Reflector)

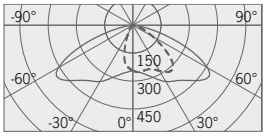

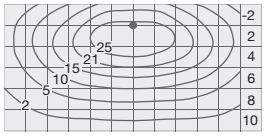

ST0.8C
Comfort Optic for bicycle lanes and residential streets
l = 5h
d = 0.5 / 0.8
Intensity Class: G*6 (Reflector)

A - Asymmetric optic

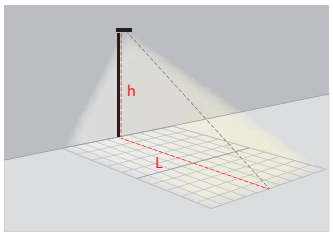

d = L/h
h = Installation height
L = Width of area to illuminate

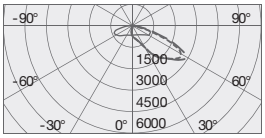

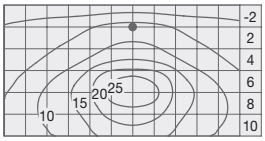

A60
60° Asymmetric Optic for parking areas and large open spaces
h = 7
d = 2

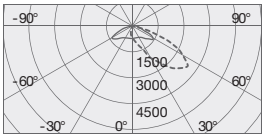

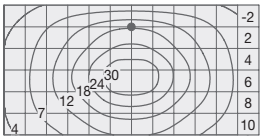

A45
45 ° Asymmetrical Comfort Optic for squares and pedestrian urban areas
h = 7
d = 1.6

SC - Comfort Symmetric optic

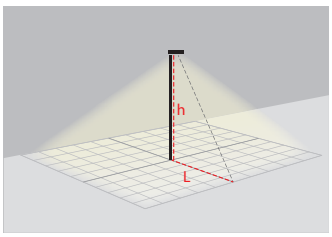

d = L/h
h = Installation height
L = Width of area to illuminate

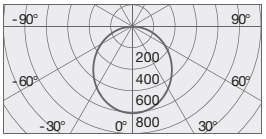

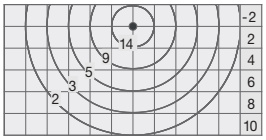

SC
Comfort Symmetric Optic for historic centres and pedestrian areas with high visual comfort -
h = 7
d = 1
Intensity Class G*6

Smartronic

A wide range of different options according to specific needs. The Smartronic family has four different configurations:
1 - Middle of the Night
2 - Dali
3 - Nema 7-pin NODE fitting
4 - Partialization of the electronics



1 - Middle of the Night

Middle of the Night automatically recognises the mid point of the switch-on time and the luminous flux without the need of external management systems. By inserting the pilot cable, with an external control element, you are free to decide when to bring the luminous flux back to 100%.
An ideal solution for areas characterised by variable presence because of the seasonal natural of certain events.

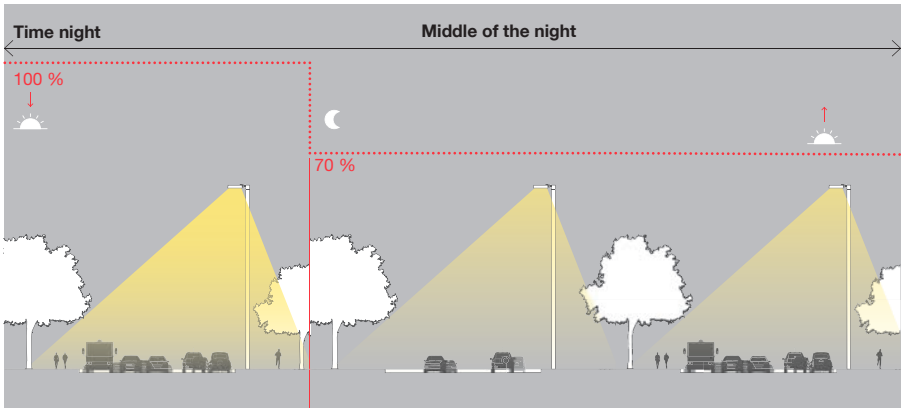

Example with Middle of the Night profile with Street

2 - Nema 7-pin DALI socket

Smart City and Connected City
The NEMA 7-pin socket connects DALI products in a wireless network and integrates them into Smart City control and management systems. Any IoT integration in the system can be activated through the NEMA socket without having to replace lighting products.

Smart Control
The NEMA-compatible 7-pin photocell interacts with the lighting system by activating all DALI functions. The 7-pin unit also allows compatibility with 3-pin units provided that only the ON-OFF function is selected.

IP65
The closure cap ensures electrical connection and the upkeep of IP65 grade protection. It can be removed to insert elements such as photocells or other connected city devices.



3 - DALI

DALI comes with three standard profiles and can be integrated with practically all tele-management systems that use the DALI protocol to communicate with the fixture. This solution is recommended when a point-point tele-management system is used.

Luminous flux

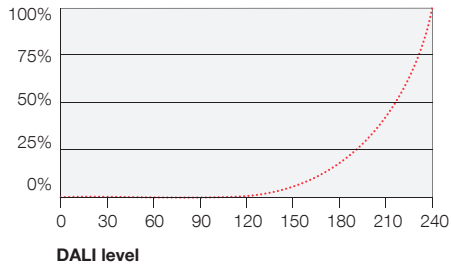

4 - Customization of the electronics

Customisation of electronics with MY92- X430
Programming through the interface directly from the pole lid with a pre-set 4-lead cable or in the workshop. All Dali functions compatible with simple connection to a PC can be activated.


Programming in the workshop


Programming on-site

Customisation of electronics with Pen Profiler BZX1
The Multipower standard profiles can be customised with an endless number of combinations, using the USB interface. The software is available in the Download section of our Web site.



Customisation of electronics with X410
Programming can be performed using the NFC contact-less system to facilitate and accelerate the activation phase.



No photo-biological risks

The LED lighting is classified in compliance with the new standard EN 62471.
iGuzzini fittings are part of the "Exempt Group" category (no dangers due to infrared, blue light and UV radiation) and they guarantee the compliance with the safety requirements set by the self-same standard.
(Risk group 0)

Risk groups

0	1	2	3
Exempt No photo-biological hazard.	**Low risk** No photo-biological risk under normal conditions of use.	**Moderate risk** Does not pose a hazard due to aversion response to bright light or thermal discomfort.	**High risk** Dangerous even for temporary exposure.

Extreme operating conditions

Our luminaries are designed to operate perfectly at any ambient temperature. The power of the LEDs is increased or reduced depending on the variation in the ambient temperature relative to the reference temperature of 25° to guarantee optimum operation within a range of ambient temperatures of between -30° and +45°.
For the operating temperatures of individual products, refer to the relative instruction sheets on iguzzini.com

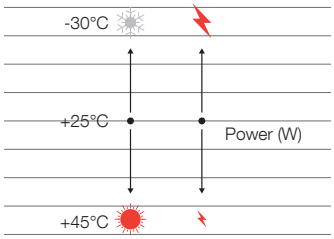

Temperature control

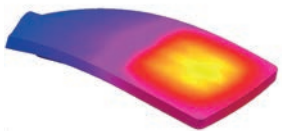

An increase in temperature has a negative impact on the quality of light produced by LEDs and their lifespan. To maintain the Lifespan of the LEDs when the environment temperature changes (extreme conditions) the LED fittings for urban areas are fitted with an internal temperature control that maintains the junction temperature of the LEDs constant.

Light pollution

Light pollution is a phenomenon mainly caused by upward light diffusion from luminaries with unscreened optics.
iGuzzini luminaries equipped with Opti Smart systems only direct light towards roads used by vehicles and pavements or cycle paths at the side of roads, as required by European standards, in compliance with the most stringent regulations and laws against light pollution and at the same time allow energy-efficient use of artificial lighting.



Protection against over-voltages in street lighting

Unlike discharge light sources, LEDs are designed to operate at low voltages and are consequently much more sensitive to voltage variations. Various kinds of over-voltage are very frequent in street lighting and, inasmuch, it is vital to include LED circuit and LED driver protection systems.

When and how do over-voltages occur?
An over-voltage involves a rapid increase in the voltage value between parts having different polarity and between these and earth/ground above the typical normal operating level.
Over-voltages occur as a result of:
- Lightning strikes in the system area (directly on the device or in vicinity)
- Accumulation of electrostatic discharges
- Manoeuvres on the mains power supply for the system/luminaries and/or indirect lightning strikes.

Over-voltages through the electrical power supply mains are more frequent than those generated by atmospheric events (indirect lightning strikes) or inductive phenomena even on lines other than the line powering the equipment itself.
These over-voltages may affect equipment in two ways:
- Differential over-voltages between Live and Neutral. There are generally of limited entity.
- Common over-voltages between Live and Earth & Neutral and Earth. They may even reach very high intensities but are less frequent.

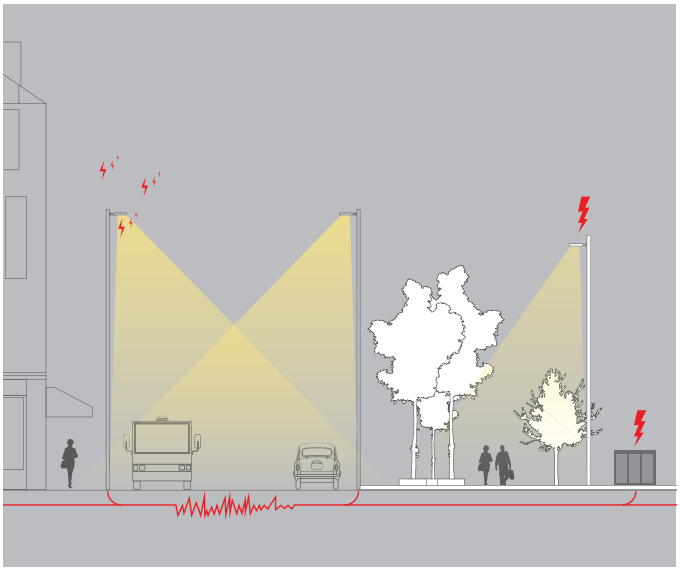

What do they cause?
High over-voltages may exceed the withstand threshold causing a partial or total fault of the LEDs and/or the driver. Certain less intense over-voltages may in any case compromise LED performances over time even without causing direct damage.
Protection measures?
In order to ensure appropriate protection, measures must be taken to prevent or limit over-voltages. We take action right from the equipment design stage by optimising the centres between diodes in the LED circuit and the insulation shims.
We also select drivers with high surge protection to safeguard LED modules. These expedients, for out latest-generation street systems*, help achieve protection values of 6 kV in differential mode and 10 kV in shared mode. (The CEI 34-156:2016 standard recommends protection of a 2.5-4kV in differential mode and 4-6 kV in shared mode).
Wow, Archilede, Quid, Street

As well as devices protecting the equipment, in areas exposed to this type of phenomena plant must be protected with additional SPD devices (Surge Protection Device)**. These devices limit voltage in electrical circuits within pre-set values and transfer associated over-currents to earth/ground. First and foremost, if the area is at risk but there are no lightning rods, over-voltage protection can be installed in the main street lighting distribution cabin and, in addition if necessary, even over-voltage protection built into the junction box at the bases of the pole. The latter solution is only justified is the distance between the pole and the cabin is significant and if the area is subject to intense lightning phenomena.

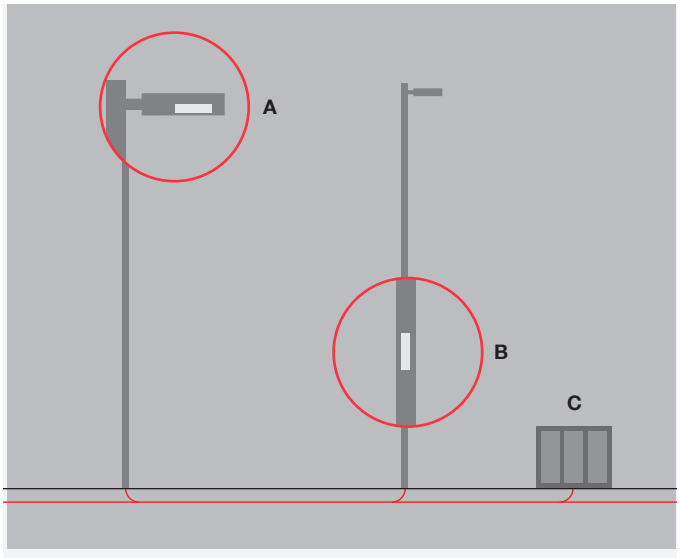

A Effective protection built into in the LED driver (see iGuzzini Led Street Products)

B Over-voltage protection built-into the junction box (SPD)

C Over-voltage protection built-into the main distribution station (SPD)

Via Ruseløkkveien - Oslo, Norway
Lighting project: ÅF Lighting
Photographer: Tomasz Majewski



Albero

design Enzo Eusebi



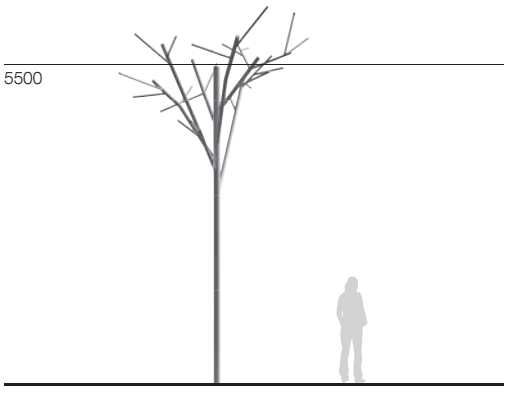

IP65 IK08

- Direct light system designed for use with LED light sources.
- Comprising pole and arms (branches) where the LEDs are housed.
- Pole H = 5500 mm D = 102 mm in stainless steel with white powder painted surface treatment, fitted with an external ground/earth system.
- Flush hatch 220x45 mm.
- Versions for below ground installation and with plate (260x260 mm).
- Arms (branches) complete with LEDs in white painted tubular stainless steel.
- Replaceable LED group.
- Remote control electronic power supply inserted inside the hatch.

Standard configuration

The 21 arms of the system are configured as follows:
n° 12 L = 400 mm with 5 W power LED;
n° 7 L = 600 mm with 7.5 W power LED;
n° 2 L = 800 mm with 10 W power LED;

The number of branches that produce the luminous flux can, on request, be customised.





1mt=40 lux
2mt=35 lux
3mt=20 lux
4mt=15 lux
5mt=8 lux

iguzzini.com code finder / download design files / save and organize favorites



W	lm	optic	code colour
Complete with sunk pole			
LED			
4000K - CRI 80			
123W	**2725**	**SM**	**ADR2** 01
3000K - CRI 80			
123W	**2552**	**SM**	**ADR0** 01
Complete of pole with plate			
LED			
4000K - CRI 80			
123W	**2725**	**SM**	**ADR3** 01
3000K - CRI 80			
123W	**2552**	**SM**	**ADR1** 01

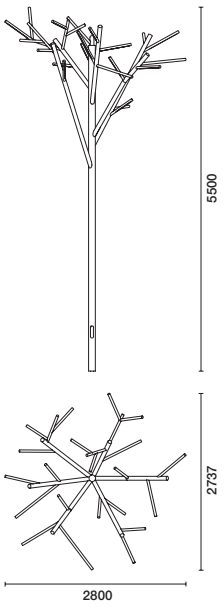

Data refer to system luminous flux.
Technical information may change alongside technological progress. Consult iguzzini.com for ongoing updates.

La Venaria

design Michele De Lucchi



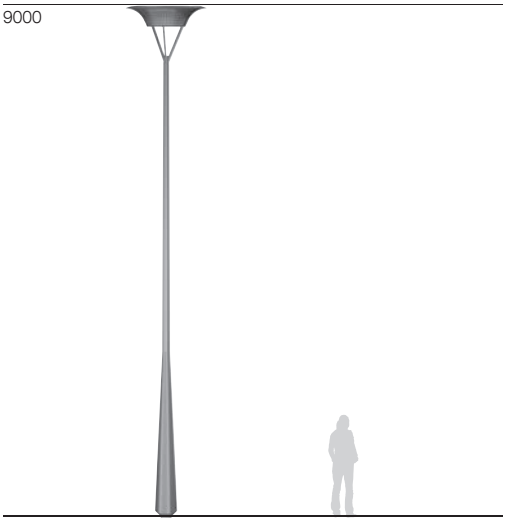

IP67 IK07

- Lighting system for large urban areas intended for use with LED lamps.
- Comprising optical compartment and pole.
- Optical compartment and internal cover in painted fibre glass; securing the chamber to the pole by means of painted tubular steel.
- Optical unit comprising monochromatic neutral white LEDs for general lighting.
- Replaceable LED group.
- Electronic power supply inside the product.
- No photo-biological risks. This luminaire is in the “Exempt Group” (no risk linked to infrared, blue light and UV radiation) in accordance with EN 62471:2008.
- Pole in EN 10025-S235JR hot galvanised 70 micron steel with textured powder surface coating; complete with flush lid (200x100 mm) and ground anchoring plate. The pole is fitted with an internal grounding system, grounding lug, insert and screw.
- IP 64 for the component compartment
- IP 67 for the optical compartment

Standard configuration

The two standard configurations, symmetrical and asymmetrical, share exceptional light efficiency as well as lighting precision.

A - Distribuzione luminosa asimmetrica

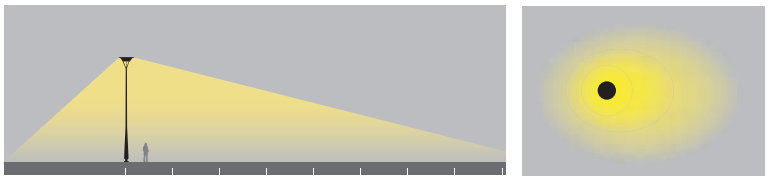

m	0	5	10	15	20	25	30	35	40
lux		16	12	10	8	5	2,5	1,5	1

SM - Symmetric light distribution

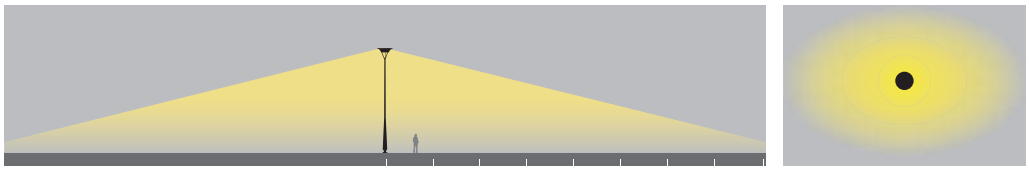

m	0	5	10	15	20	25	30	35	40
lux		16	12	10	8	5	2,5	1,5	1

Optical system

The optical assembly consists of three light emission sectors that, thanks to the combination of optics and spots and medium, ensure for precise lighting solutions.
The light distribution can be customised, on request, based on the installation requirements.
The different inclination of the flood-lights, and therefore of the direction of the luminous flux, guarantee uniform and homogeneous lighting.



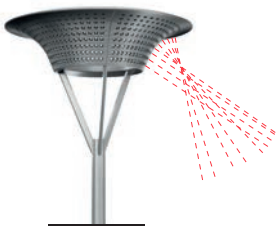

iguzzini.com code finder / download design files / save and organize favorites



W	lm	optic	code colour
LED			
4000K - CRI 80			
384W	**20290**	**SM**	**AEB0** 15
168W	**8620**	**A γ=66°**	**AZ70** 15

Complete of pole with plate

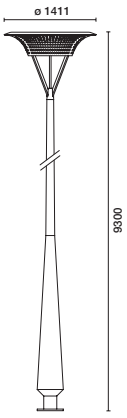

Data refer to system luminous flux.
Technical information may change alongside technological progress. Consult iguzzini.com for ongoing updates.

design Michele De Lucchi





ceiling application



wall application

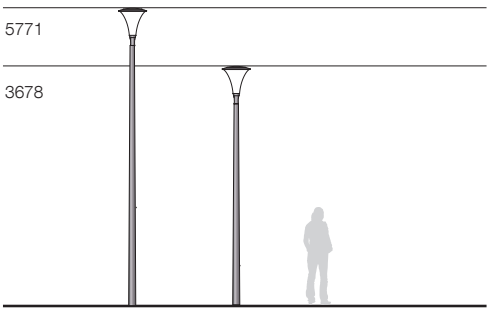

DALI IP66 IK08

- Street lighting system for use with LEDs.
- Pole-top, suspended and wall-mounted installation.
- Optical compartment in cast aluminium; hot dip galvanised steel tubular arms; internal diffuser made of opal polycarbonate with texture for a high uniformity of the light beam; external diffuser and external screen made of UV-ray stabilised clear polycarbonate; elements for suspension of optical assembly made of AISI 304 stainless steel: hot galvanised steel pole with power paint finish and customised attachment for coupling with the optical assembly.
- High visual comfort.
- High efficiency optics and uniform light distribution.
- DALI wiring.
- Compatibility with remote management systems.
- Common mode surge protection up to 8KV.
- Replaceable LED group.
- Replaceable driver and power supply unit.
- All external screws used are in stainless steel.

Optics

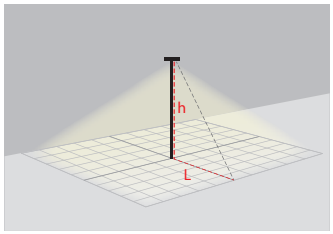

SM - Symmetric optics

LED	52W h = 5 / d = 2

d = L/h
h = Installation height
L = Width of area to illuminate

iguzzini.com code finder / download design files / save and organize favorites



W	lm	h	code colour
LED			
3000K - CRI 80 - DALI			
52W	**5350**	**3678**	**AET7** 15
52W	**5350**	**5771**	**AHA5** 15

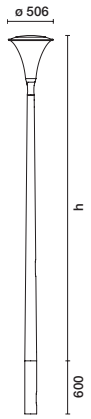



W	lm	optic	code colour
LED			
3000K - CRI 80 - DALI			
52W	**5350**	**SM**	**AET8** 15

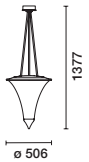



W	lm	optic	code colour
LED			
3000K - CRI 80 - DALI			
52W	**5350**	**SM**	**AET9** 15

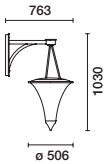

Data refer to system luminous flux.
Technical information may change alongside technological progress. Consult iguzzini.com for ongoing updates.









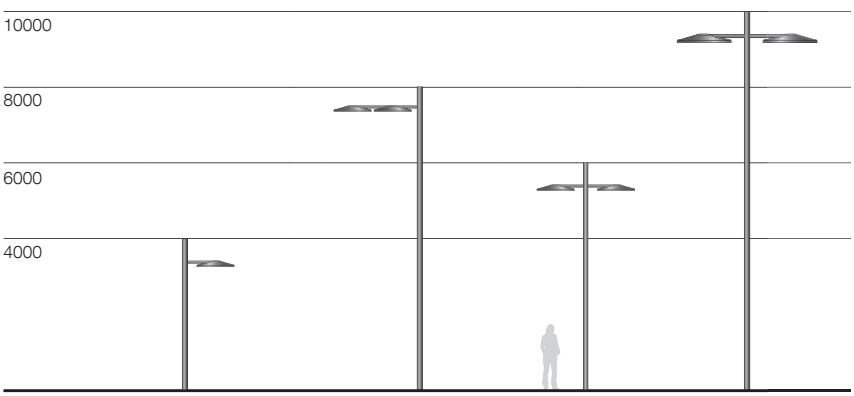

Botín Centre for the Arts and Culture, Santander, Spain
Architectural Project: Renzo Piano Building Workshop in collaboration with Luis Vidal + Architects
Lighting project:
Artec3 Studio, Arup
Structural project: Arup
Landscape architecture: Fernando Caruncho & Asociados
Photo: Enrico Cano

UFO

Opti Smart | DALI | IP66 | IK08 | Multi Power

- Street lighting system for use with LED light sources.
- Installation by means of arms on poles with diameters of 60/76/89/102/114/120 mm.
- Optical compartment in die-cast aluminium; sodium-calcium sealing glass, 5 mm thick, or in opaline polycarbonate for versions with SC optic, siliconed to frame that closes the LED compartment with screws.
- Versions with monochromatic power LEDs with silver aluminium reflectors available with 5 different light distributions.
- No upwards dispersion of the luminous flux.
- High visual comfort.
- High yield optics (Opti Smart) with uniform light distribution.
- No photo-biological risks. This luminaire is in the “Exempt Group” (no risk linked to infrared, blue light and UV radiation) in accordance with EN 62471:2008.
- The luminous flux emitted by the driver of this luminaire is totally programmable.
- Street Optics: the driver allows the use of 3 fixed profiles (1/2/3) and one variable profile (4) for different output lumen levels and different powers.
  Fixed Profile 1 at 350mA
  Fixed Profile 2 at 450mA
  Fixed Profile 3 at 525mA
  Variable Profile 4 at 350mA
- For Symmetric Comfort Optics
  Profile 1 - fixed 100%
  Profile 2 with luminous flux reduction and midnight recognition (10h at 70%)
  Profile 3 with luminous flux reduction and midnight recognition (8h at 70%)
  Profile 4 with luminous flux reduction and midnight recognition (6h at 70%)
- Compatibility with remote management systems thanks to the "Power Supply", bi-power luminous flux regulator and "DALI LED Driver" (0-10V/1-10V) compatible with systems available on the market.
- Common mode surge protection up to 10KV.
- An active control system modifies current intensity in order to maintain lighting efficiency and LED lifespan regardless of any environmental thermal conditions.
- Replaceable LED group.
- All external screws used are in stainless steel.

Optical systems

Versions with Opti Smart Street and Asymmetric optics are equipped with latest-generation optics to ensure lighting efficiency, low consumption, reduced CO2 emissions and excellent colour rendering.
Street is ideal for urban and interurban areas with vehicular traffic.
Asymmetric is for pedestrian urban areas and bicycle lanes.
Thanks to Multipower, four standard pre-set profiles can be selected with a DIP switch. The fixtures can be completely programmed in terms of luminous flux emission directly on the product driver.


Road/Asymmetric optic


Comfort Symmetric optic

The Symmetrical Comfort optic, designed for pedestrian areas (Intensity Class G*6), helps create a comfortable environment with “soft” light similar to the effect achieved with indirect lighting.

Compositions

Horizontal arms for installation of 1 optical compartment.

Horizontal arms for installation of 2 optical compartments.

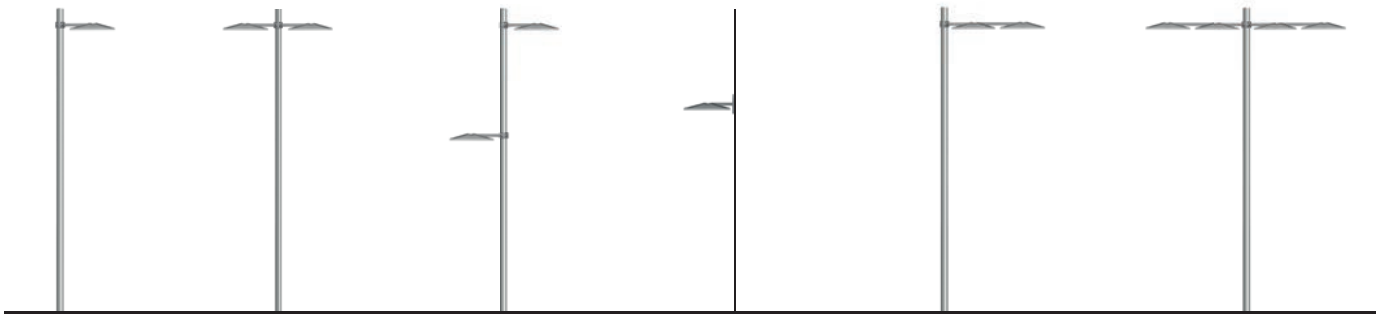

ST / A optics

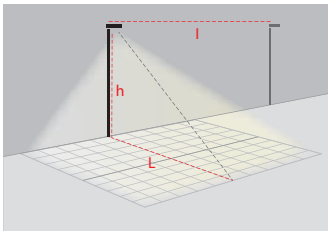

d = L/h
h = Installation height
L = Width of area to illuminate
l = Distance between poles

ST - Road optics

LED

ST1
l = 4h / d = 1
Intensity Class: G*4

ST1.2
l = 4h / d = 1.2
Intensity Class: G*4

ST1C
l = 3.7h / d = 1
Intensity Class: G*6

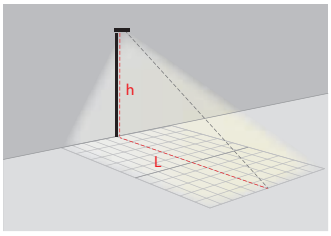

d = L/h
h = Installation height
L = Width of area to illuminate

A - Asymmetric optic

LED

A60
h = 7 / d = 2

A45
h = 7 / d = 1.6

Comfort Symmetrical Optics- Three different pre-set profiles for midnight recognition

The driver of this version allows the use of 4 different profiles which correspond to different durations of the dimming period.

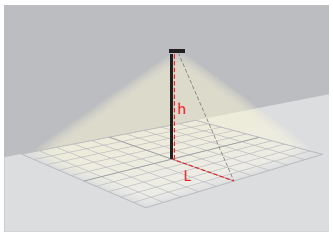

d = L/h
h = Installation height
L = Width of area to illuminate

SC - Comfort Symmetric optic

LED

h = 7 / d = 1
Intensity Class G*6

Profile 1 - fixed 100%
Profile 2 with luminous flux reduction and midnight recognition **(10h at 70%)**
Profile 3 with luminous flux reduction and midnight recognition **(8h at 70%)**
Profile 4 with luminous flux reduction and midnight recognition **(6h at 70%)**

The profiles can also be customised further via USB by including, for example, midnight recognition or decreasing the output lumen levels in each profile.

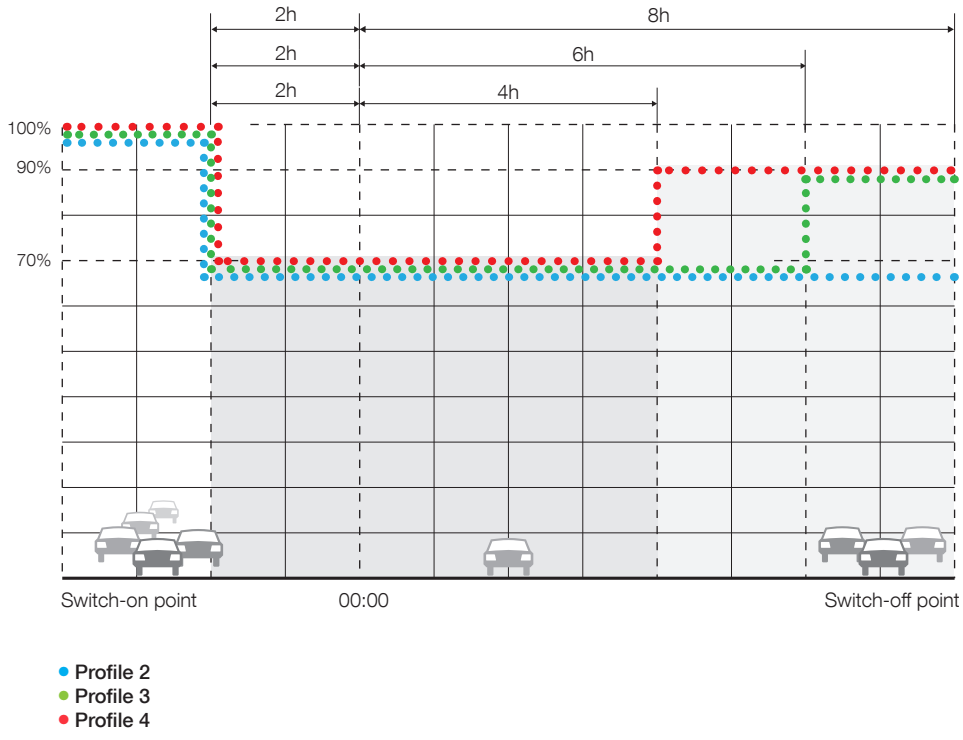

UFO

B5
GREY/WHITE

iguzzini.com code finder / download design files / save and organize favorites



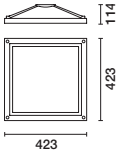

W min	W max	lm min	lm max	code colour
Multipower with midnight recognition				
LED				
4000K - CRI 70 - ST1				
29W	**41W**	**3630**	**4870**	**BL05** B5
37W	**51W**	**4640**	**6070**	**BL07** B5
3000K - CRI 70 - ST1				
29W	**41W**	**3510**	**4710**	**BL04** B5
37W	**51W**	**4490**	**5880**	**BL06** B5
4000K - CRI 70 - ST1.2				
38W	**51W**	**4810**	**6220**	**BL09** B5
3000K - CRI 70 - ST1.2				
38W	**51W**	**4650**	**6020**	**BL08** B5
4000K - CRI 70 - ST1C				
29W	**41W**	**3400**	**4570**	**BL13** B5
43W	**60W**	**5100**	**6830**	**BL15** B5
3000K - CRI 70 - ST1C				
29W	**41W**	**3290**	**4420**	**BL12** B5
43W	**60W**	**4930**	**6610**	**BL14** B5
4000K - CRI 70 - A60				
43W	**60W**	**5480**	**7340**	**BL11** B5
3000K - CRI 70 - A60				
43W	**60W**	**5300**	**7100**	**BL10** B5
4000K - CRI 70 - A45				
43W	**60W**	**5140**	**6890**	**BL17** B5
3000K - CRI 70 - A45				
43W	**60W**	**4980**	**6670**	**BL16** B5

IK08



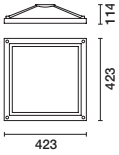

W	lm	optic	code colour
Midnight recognition			
LED			
4000K - CRI 80			
34W	**2940**	**SC**	**BL03** B5
3000K - CRI 80			
34W	**2800**	**SC**	**BL02** B5

IK07



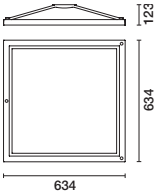

W	lm	optic	code colour
Midnight recognition			
LED			
4000K - CRI 80			
54W	**5070**	**SC**	**BL19** B5
3000K - CRI 80			
54W	**4840**	**SC**	**BL18** B5

IK07

Interfaces & remote units	code	colour
 USB pen profiler		
with cable and battery	**BZX1**	04

Data refer to system luminous flux.
Technical information may change alongside technological progress. Consult iguzzini.com for ongoing updates.

installation with arms

	length	ø pole	code colour
horizontal arm for installation of 1 assembly	398	76	**BZP3** 15
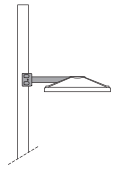	411	102	**BZP5** 15
	for small optical assembly		
	538	76	**BZP4** 15
	552	102	**BZP6** 15
	562	120	**BZP7** 15
	for large optical assembly		
	The counter flange must also be ordered in order to secure the arm to the pole.		
horizontal arm for installation of 2 assemblies	840	102	**BZU5** 15
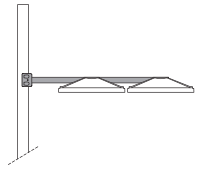	for small optical assembly		
	1196	102	**BZP8** 15
	1206	120	**BZP9** 15
	for large optical assembly		
	The counter flange must also be ordered in order to secure the arm to the pole.		

	ø pole	code colour
counter flange	76	**BZQ2** 15
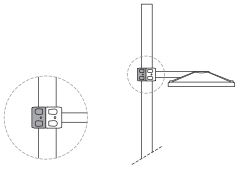	102	**6161** 15
	120	**6162** 15
	To be ordered to secure the single arm to the pole. Not required when installing two opposite arms.	
flange adapter	60 (76)	**BZQ3** 15
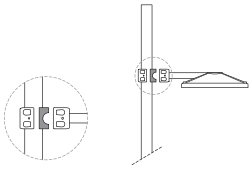	89 (102)	**6163** 15
	114 (120)	**6164** 15
	Allows the installation of the arms on poles having diameters of ø 60 - ø 89 - ø 114 mm.	
wall attachment	for small optical assembly	**BZW4** 15
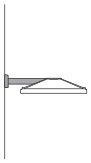		

cylindrical poles for 1 optical assembly

	h above ground	ø pole	ø tang	code colour
below ground	4000	76		**1271** 15
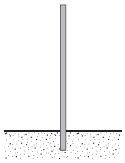	5000	102		**1205** 15
	6000	102	76	**1518** 15
	7000	120	102	**1519** 15
with plate	4000	76		**1272** 15
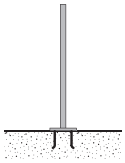	5000	102		**1344** 15
	6000	120	102	**1521** 15
	7000	120	102	**1522** 15



accessory for poles with tangs

	ø pole	code colour
closure cap	102 (tang ø 76)	**BZM6** 15
	120 (tang ø 102)	**BZM7** 15

UFO

15
GREY

cylindrical poles for compositions with 2 optical assemblies

	h above ground	ø pole	code colour
below ground	6000	102	**1542** 15
	7000	102	**1543** 15
with plate	6000	159/102	**1597** 15
	7000	159/102	**1598** 15

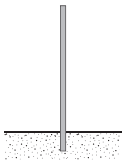



cylindrical poles for compositions with 4 optical assemblies

	h above ground	ø pole	code colour
below ground	8000	127/102	**1544** 15
	9000	194/120	**1545** 15
	10000	194/120	**1546** 15
	12000	194/120	**1552** 15
with plate	8000	159/102	**1599** 15
	9000	194/120	**1547** 15
	10000	194/120	**1548** 15
	12000	194/120	**1554** 15

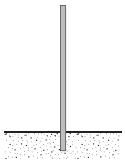

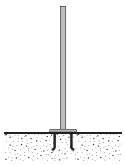



The technical characteristics of the poles are detailed on page 529
Fixing plate with anchor bolts to be ordered separately (page 536)

Hotel H10 Casa del Mar- Santa Ponsa, Illes Balears, Spain
Architectural Project: Tomeu Ferra
photographer: Gala Martinez


pinterest.com/iguzzini

Crown

design Michele De Lucchi

Awards
Red Dot Award



Road



Symmetric / Elliptical optic

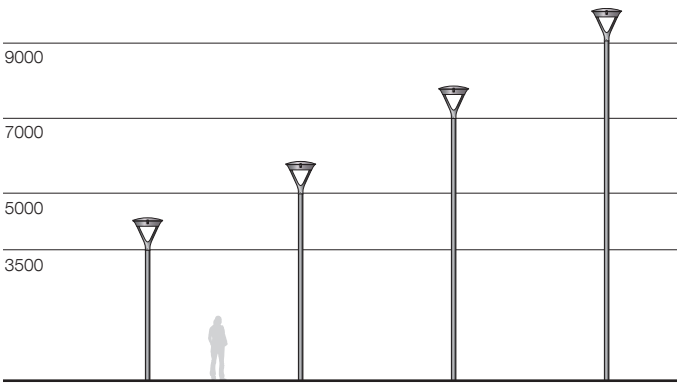



- Urban lighting system intended for use with LED light sources.
- Optical compartment, hatch and arms in die-cast aluminium with hardened sodium-calcium protection glass, 5 mm thick.
- No upwards dispersion of the luminous flux.
- High visual comfort
- High yield optics (Opti Smart Reflector) with uniform light distribution.
- No photo-biological risks. This luminaire is in the “Exempt Group” (no risk linked to infrared, blue light and UV radiation) in accordance with EN 62471:2008.
- The luminaire is fully programmable as regards luminous flux emission through the MY92 device.
- DALI driver compatible with remote management systems.
- Overvoltage protection: 10kV in Common Mode (CM), 6kV in Differential Mode (DM).
- An active control system changes the current intensity in order to maintain the lifespan of the LEDs even under extreme thermal conditions.
- Installation on poles with ø 76
- Pole-top installation on poles with ø 60 and ø 120 mm terminals; installation is achieved by using the specific adapter
- All external screws used are in A2 stainless steel.

Optics

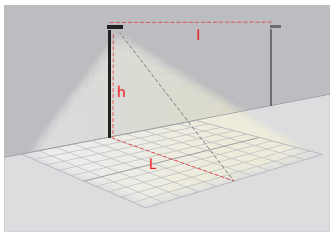

d = L/h
h = Installation height
L = Width of area to illuminate
l = Distance between poles

ST - Road optics

LED	**ST1** l = 4h / d = 1 **Intensity Class: G*4**
	ST1.2 l = 4h / d = 1.2 **Intensity Class: G*4**

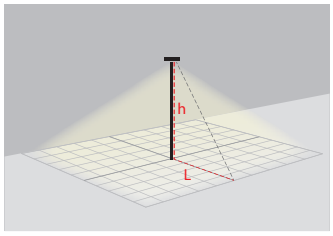

d = L/h
h = Installation height
L = Width of area to illuminate

SM - Symmetric optic

LED	h = 7 / d = 2

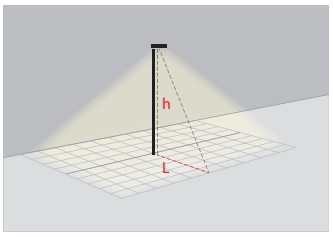

d = L/h
h = Installation height
L = Width of area to illuminate

E - Elliptical optic

LED	h = 6 / d = 1.5

Crown



15
GREY

iguzzini.com code finder / download design files / save and organize favorites



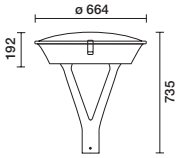

W	lm	optic	code colour
Asymmetrical optical assembly			
LED			
4000K - CRI 70 - DALI			
84W	**8660**	**ST1**	**EH47** 15
84W	**8660**	**ST1.2**	**EH49** 15
3000K - CRI 70 - DALI			
84W	**8380**	**ST1**	**EH48** 15
84W	**8380**	**ST1.2**	**EH50** 15



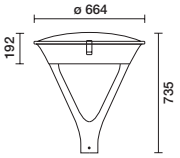

W	lm	optic	code colour
Symmetrical optical assembly			
LED			
4000K - CRI 70 - DALI			
100W	**9800**	**E 148°/109°**	**EH57** 15
100W	**10530**	**SM**	**EH55** 15
3000K - CRI 70 - DALI			
100W	**9480**	**E 148°/109°**	**EH58** 15
100W	**10190**	**SM**	**EH56** 15

Interfaces & remote units	code	colour
Programming Interface DALI	**MY92**	00

Cylindrical poles

	h above ground	ø pole	ø tang	code colour
below ground	3500	102		**1203** 15
	5000	102		**1205** 15
	6000	102	76	**1518** 15
	7000	120	102	**1519** 15
	8000	120	102	**1520** 15
with plate	5000	102		**1344** 15
	6000	120	102	**1521** 15
	7000	120	102	**1522** 15
	8000	120	102	**1523** 15

The technical characteristics of the poles are detailed on page 529
Fixing plate with anchor bolts to be ordered separately (page 536)

tapered poles

	h above ground	ø pole	code colour
below ground	4000	106-60	**1275** 15
	7000	138-60	**1281** 15
	9000	158-60	**1282** 15
with plate	7000	130-60	**1283** 15
	9000	150-60	**1284** 15

Niuvanniemi hospital - Kuopio, Finland
Architectural project: Arkkitehtuura Oy
Photo: Alias studiot Oy, Antti Karppinen

Data refer to system luminous flux.
Technical information may change alongside technological progress. Consult iguzzini.com for ongoing updates.



Twilight



Twilight Joburg
ST1.2 / ST0.5 / SM / E



Twilight Odense
ST1.2 / ST0.5 / SM / E



Twilight Bilbao
ST1.2 / ST0.5 / SM / E



Twilight Canberra
ST1.2 / ST0.5 / SM / E



Twilight Bilbao
ST1.0C

Wall-mounted versions are also available
for Joburg and Canberra

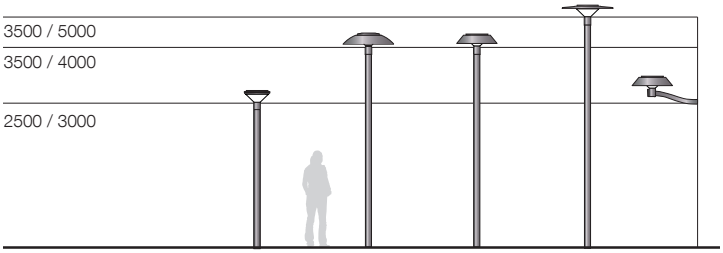

Twilight

DALI IP66 IK10

- Pole and applique street lighting system for use with LED light sources.
- Optical compartment in die-cast aluminium; PMMA protection diffuser, 3 mm thickness (IK10).
- Versions with street optics and the Optismart Lenses system, versions with symmetrical/elliptical optics comprising upper reflector in super-pure anodised aluminium, methacrylate lens and lower reflector in metallic PMMA.
- No upwards dispersion of the luminous flux for the Bilbao version.
- High visual comfort.
- No photo-biological risks. This luminaire is in the “Exempt Group” (no risk linked to infrared, blue light and UV radiation) in accordance with EN 62471:2008.
- DALI versions compatible with remote management systems and Midnight versions.
- Installation on poles with ø 60 or ø 76 mm terminal.
- Applique installation.
- All external screws used are in stainless steel.
- Product equipped with Nema 7-PIN Dali Fitting complete with protective cap.

Optics

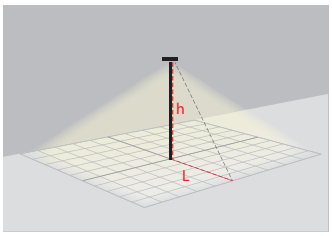

d = L/h
h = Installation height
L = Width of area to illuminate

SM - Symmetric optics

LED	h = 4 / d = 2

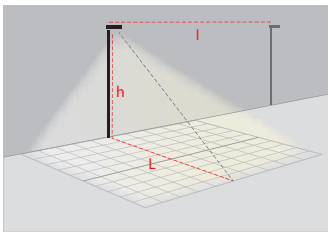

d = L/h
h = Installation height
L = Width of area to illuminate
l = Distance between poles

ST - Road optics

LED	**ST1.2** l = 4h / d = 1.2
	ST0.5 l = 3.7h / d = 1
	ST1.0 C l = 3.7h / d = 0.8 for wall-mounted versions

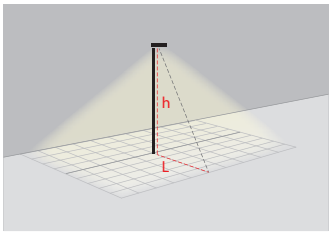

d = L/h
h = Installation height
L = Width of area to illuminate

E - Elliptical optic

LED	h = 4 / d = 1.5

Light emission



Twilight Joburg
Straightforward opportunity for style and energy updating.
G*1 ULOR< 1% for ST1.2 and ST05



Twilight Bilbao
Absolute control of light pollution in compliance with the most stringent regulations. G*6 ULOR< 0%



Twilight Canberra
Light pollution control and excellent semi-cylindrical distribution.
G*1 ULOR< 1% for ST1.2 and ST05



Twilight Odense
Maximum resistance to snow loads and absolute control of light pollution.
G*6 ULOR< 0%

Symmetric / Elliptical optic

The symmetrical optic is particularly suited to lighting contexts in urban areas such as parks and squares. The elliptical optic, on the other hand, is the ideal solution for lighting pedestrian or cycle paths only where necessary, thereby eliminating intrusive light.



Street Optic

Street Optic uses innovative Opti Smart technology. There are three light distributions: ST1.2 for residential, urban and suburban streets, ST0.5 for pedestrian paths and bicycle lanes, and ST1.0C, highly comfortable and ideal for urban pedestrian routes.

Twilight Bilbao and Twilight Odense have the stray light reduction screen as standard.





Wall-mounted versions

The ST1.0C optic is available as a wall-mounted version for lighting alleys and narrow streets typical of historic city centres.

Products include comfort glass and screen to reduce stray light.



Twilight



15
GREY

iguzzini.com code finder / download design files / save and organize favorites

new
Available



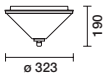

W	lm	optic	code colour
LED			
4000K - CRI 80 - DALI			
20W	**2180**	**E 148°/98°**	**E002** 15
30W	**3530**	**E 102°/84°**	**E014** 15
20W	**2290**	**SM**	**E000** 15
30W	**3670**	**SM**	**E012** 15
3000K - CRI 80 - DALI			
20W	**2130**	**E 148°/98°**	**E003** 15
30W	**3440**	**E 102°/84°**	**E015** 15
20W	**2230**	**SM**	**E001** 15
30W	**3570**	**SM**	**E013** 15
2200K - CRI 65 - DALI			
• **20W**	**1990**	**E 148°/98°**	**EM36** 15
• **31W**	**3220**	**E 102°/84°**	**EM37** 15
• **20W**	**2090**	**SM**	**EM38** 15
• **31W**	**3340**	**SM**	**EM39** 15
4000K - CRI 80 - Middle of the night			
20W	**2120**	**E 148°/98°**	**E026** 15
30W	**3420**	**E 102°/84°**	**E038** 15
20W	**2220**	**SM**	**E024** 15
30W	**3550**	**SM**	**E036** 15
3000K - CRI 80 - Middle of the night			
20W	**2060**	**E 148°/98°**	**E027** 15
30W	**3340**	**E 102°/84°**	**E039** 15
20W	**2160**	**SM**	**E025** 15
30W	**3460**	**SM**	**E037** 15
2200K - CRI 65 - Middle of the night			
• **20W**	**1990**	**E 148°/98°**	**EM40** 15
• **31W**	**3220**	**E 102°/84°**	**EM41** 15
• **20W**	**2090**	**SM**	**EM42** 15
• **31W**	**3340**	**SM**	**EM43** 15



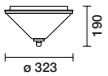

W	lm	optic	code colour
LED			
4000K - CRI 70 - DALI			
31W	**2940**	**ST0.5**	**E820** 15
31W	**2980**	**ST1.2**	**E822** 15
3000K - CRI 70 - DALI			
31W	**2850**	**ST0.5**	**E821** 15
31W	**2890**	**ST1.2**	**E823** 15
4000K - CRI 70 - Middle of the night			
31W	**2940**	**ST0.5**	**E855** 15
31W	**2980**	**ST1.2**	**E857** 15
3000K - CRI 70 - Middle of the night			
31W	**2850**	**ST0.5**	**E856** 15
31W	**2890**	**ST1.2**	**E858** 15



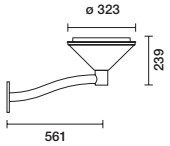

W	lm	optic	code colour
LED			
4000K - CRI 70 - DALI			
31W	**2390**	**ST1C**	**E891** 15
3000K - CRI 70 - DALI			
31W	**2320**	**ST1C**	**E892** 15
4000K - CRI 70 - Middle of the night			
31W	**2390**	**ST1C**	**E893** 15
3000K - CRI 70 - Middle of the night			
31W	**2320**	**ST1C**	**E894** 15



BV Wohnen Plus – Hildesheim, Germany
Photo: Kaffee, Milch & Zucker, Dirk.Andre Betz

iguzzini.com code finder / download design files / save and organize favorites

new
2200K: available
Nema: available as of April

new



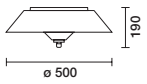

W	lm	optic	code colour
LED			
4000K - CRI 80 - DALI			
20W	**1970**	**E 79°/71°**	**E006** 15
30W	**3180**	**E 78°/82°**	**E018** 15
20W	**1970**	**SM**	**E004** 15
30W	**3090**	**SM**	**E016** 15
3000K - CRI 80 - DALI			
20W	**1920**	**E 79°/71°**	**E007** 15
30W	**3100**	**E 78°/82°**	**E019** 15
20W	**1920**	**SM**	**E005** 15
30W	**3010**	**SM**	**E017** 15
2200K - CRI 65 - DALI			
• **20W**	**1790**	**E 79°/71°**	**EM44** 15
• **31W**	**2900**	**E 78°/82°**	**EM45** 15
• **20W**	**1790**	**SM**	**EM46** 15
• **31W**	**2820**	**SM**	**EM47** 15
4000K - CRI 80 - Middle of the night			
20W	**1910**	**E 79°/71°**	**E030** 15
30W	**3080**	**E 78°/82°**	**E042** 15
20W	**1910**	**SM**	**E028** 15
30W	**3000**	**SM**	**E040** 15
3000K - CRI 80 - Middle of the night			
20W	**1860**	**E 79°/71°**	**E031** 15
30W	**3000**	**E 78°/82°**	**E043** 15
20W	**1860**	**SM**	**E029** 15
30W	**2920**	**SM**	**E041** 15
2200K - CRI 65 - Middle of the night			
• **20W**	**1790**	**E 79°/71°**	**EM48** 15
• **31W**	**2900**	**E 78°/82°**	**EM49** 15
• **20W**	**1790**	**SM**	**EM50** 15
• **31W**	**2810**	**SM**	**EM51** 15



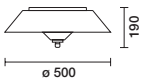

W	lm	optic	code colour
LED			
4000K - CRI 70 - DALI			
31W	**2230**	**ST0.5**	**E828** 15
46W	**3410**	**ST0.5**	**E832** 15
31W	**2440**	**ST1.2**	**E830** 15
46W	**3780**	**ST1.2**	**E834** 15
3000K - CRI 70 - DALI			
31W	**2150**	**ST0.5**	**E829** 15
46W	**3300**	**ST0.5**	**E833** 15
31W	**2360**	**ST1.2**	**E831** 15
46W	**3660**	**ST1.2**	**E835** 15
4000K - CRI 70 - Middle of the night			
31W	**2230**	**ST0.5**	**E859** 15
46W	**3410**	**ST0.5**	**E863** 15
31W	**2440**	**ST1.2**	**E861** 15
46W	**3780**	**ST1.2**	**E865** 15
3000K - CRI 70 - Middle of the night			
31W	**2150**	**ST0.5**	**E860** 15
46W	**3300**	**ST0.5**	**E864** 15
31W	**2360**	**ST1.2**	**E862** 15
46W	**3660**	**ST1.2**	**E866** 15

new



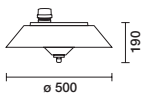

W	lm	optic	code colour
NEMA			
LED			
3000K - CRI 70 - DALI			
31W	**3180**	**E**	**EN50** 15
31W	**3100**	**E**	**EN52** 15
31W	**3090**	**SM**	**EN51** 15
31W	**3010**	**SM**	**EN53** 15



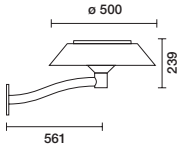

W	lm	optic	code colour
LED			
4000K - CRI 70 - DALI			
31W	**2230**	**ST1C**	**E895** 15
46W	**3290**	**ST1C**	**E897** 15
3000K - CRI 70 - DALI			
31W	**2150**	**ST1C**	**E896** 15
46W	**3180**	**ST1C**	**E898** 15
4000K - CRI 70 - Middle of the night			
31W	**2230**	**ST1C**	**E899** 15
46W	**3290**	**ST1C**	**E901** 15
3000K - CRI 70 - Middle of the night			
31W	**2150**	**ST1C**	**E900** 15
46W	**3180**	**ST1C**	**E902** 15

Data refer to system luminous flux.
Technical information may change alongside technological progress. Consult iguzzini.com for ongoing updates.

Twilight

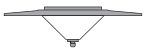

15
GREY

iguzzini.com code finder / download design files / save and organize favorites

new
2200K: available
Nema: available as of April

new



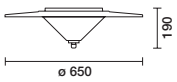

W	lm	optic	code colour
LED			
4000K - CRI 80 - DALI			
20W	**2160**	**E 148°/88°**	**E010** 15
31W	**3490**	**E 101°/85°**	**E022** 15
20W	**2260**	**SM**	**E008** 15
31W	**3580**	**SM**	**E020** 15
3000K - CRI 80 - DALI			
20W	**2100**	**E 148°/88°**	**E011** 15
31W	**3400**	**E 101°/85°**	**E023** 15
20W	**2210**	**SM**	**E009** 15
31W	**3490**	**SM**	**E021** 15
2200K - CRI 65 - DALI			
• **20W**	**1970**	**E 148°/88°**	**EM52** 15
• **31W**	**3180**	**E 101°/85°**	**EM53** 15
• **20W**	**2070**	**SM**	**EM54** 15
• **31W**	**3260**	**SM**	**EM55** 15
4000K - CRI 80 - Middle of the night			
20W	**2090**	**E 148°/88°**	**E034** 15
30W	**3380**	**E 101°/85°**	**E046** 15
20W	**2190**	**SM**	**E032** 15
30W	**3470**	**SM**	**E044** 15
3000K - CRI 80 - Middle of the night			
20W	**2040**	**E 148°/88°**	**E035** 15
30W	**3300**	**E 101°/85°**	**E047** 15
20W	**2140**	**SM**	**E033** 15
30W	**3380**	**SM**	**E045** 15
2200K - CRI 65 - Middle of the night			
• **20W**	**1970**	**E 148°/88°**	**EM56** 15
• **31W**	**3180**	**E 101°/85°**	**EM57** 15
• **20W**	**2070**	**SM**	**EM58** 15
• **31W**	**3260**	**SM**	**EM59** 15



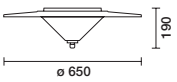

W	lm	optic	code colour
LED			
4000K - CRI 70 - DALI			
31W	**2940**	**ST0.5**	**E840** 15
46W	**4530**	**ST0.5**	**E844** 15
31W	**2980**	**ST1.2**	**E842** 15
46W	**4530**	**ST1.2**	**E846** 15
3000K - CRI 70 - DALI			
31W	**2850**	**ST0.5**	**E841** 15
46W	**4380**	**ST0.5**	**E845** 15
31W	**2890**	**ST1.2**	**E843** 15
46W	**4380**	**ST1.2**	**E847** 15
4000K - CRI 70 - Middle of the night			
31W	**2940**	**ST0.5**	**E867** 15
46W	**4530**	**ST0.5**	**E871** 15
31W	**2980**	**ST1.2**	**E869** 15
46W	**4530**	**ST1.2**	**E873** 15
3000K - CRI 70 - Middle of the night			
31W	**2850**	**ST0.5**	**E868** 15
46W	**4380**	**ST0.5**	**E872** 15
31W	**2890**	**ST1.2**	**E870** 15
46W	**4380**	**ST1.2**	**E874** 15

new



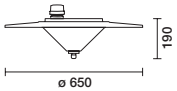

W	lm	optic	code colour
NEMA			
LED			
4000K - CRI 70 - DALI			
31W	**3490**	**E**	**EN54** 15
31W	**3580**	**SM**	**EN55** 15
3000K - CRI 70 - DALI			
31W	**3400**	**E**	**EN56** 15
31W	**3490**	**SM**	**EN57** 15



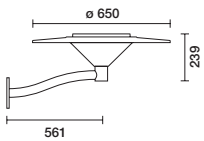

W	lm	optic	code colour
LED			
4000K - CRI 70 - DALI			
31W	**2390**	**ST1C**	**E905** 15
46W	**3660**	**ST1C**	**E907** 15
3000K - CRI 70 - DALI			
31W	**2320**	**ST1C**	**E906** 15
46W	**3540**	**ST1C**	**E908** 15
4000K - CRI 70 - Middle of the night			
31W	**2390**	**ST1C**	**E909** 15
46W	**3660**	**ST1C**	**E911** 15
3000K - CRI 70 - Middle of the night			
31W	**2320**	**ST1C**	**E910** 15
46W	**3540**	**ST1C**	**E912** 15

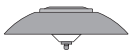

15
GREY



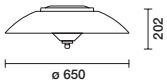

W	lm	optic	code colour
LED			
4000K - CRI 80 - DALI			
20W	**1940**	**E 79°/74°**	**E217** 15
30W	**3270**	**E 79°/84°**	**E219** 15
20W	**1990**	**SM**	**E213** 15
30W	**3180**	**SM**	**E215** 15
3000K - CRI 80 - DALI			
20W	**1890**	**E 79°/74°**	**E218** 15
30W	**3190**	**E 79°/84°**	**E221** 15
20W	**1940**	**SM**	**E214** 15
30W	**3100**	**SM**	**E216** 15
2200K - CRI 65 - DALI			
• **20W**	**1770**	**E 79°/74°**	**EM60** 15
• **31W**	**2980**	**E 79°/84°**	**EM61** 15
• **20W**	**1820**	**SM**	**EM62** 15
• **31W**	**2900**	**SM**	**EM63** 15
4000K - CRI 80 - Middle of the night			
20W	**1880**	**E 79°/74°**	**E226** 15
30W	**3170**	**E 79°/84°**	**E228** 15
20W	**1930**	**SM**	**E222** 15
30W	**3080**	**SM**	**E224** 15
3000K - CRI 80 - Middle of the night			
20W	**1830**	**E 79°/74°**	**E227** 15
30W	**3090**	**E 79°/84°**	**E229** 15
20W	**1880**	**SM**	**E223** 15
30W	**3000**	**SM**	**E225** 15
2200K - CRI 65 - Middle of the night			
• **20W**	**1770**	**E 79°/74°**	**EM64** 15
• **31W**	**2980**	**E 79°/84°**	**EM65** 15
• **20W**	**1820**	**SM**	**EM66** 15
• **31W**	**2900**	**SM**	**EM67** 15



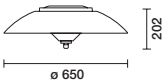

W	lm	optic	code colour
LED			
4000K - CRI 70 - DALI			
31W	**2390**	**ST0.5**	**E235** 15
46W	**3780**	**ST0.5**	**E239** 15
31W	**2650**	**ST1.2**	**E237** 15
46W	**4030**	**ST1.2**	**E242** 15
3000K - CRI 70 - DALI			
31W	**2320**	**ST0.5**	**E236** 15
46W	**3660**	**ST0.5**	**E241** 15
31W	**2560**	**ST1.2**	**E238** 15
46W	**3900**	**ST1.2**	**E243** 15
4000K - CRI 70 - Middle of the night			
31W	**2390**	**ST0.5**	**E244** 15
46W	**3780**	**ST0.5**	**E248** 15
31W	**2650**	**ST1.2**	**E246** 15
46W	**4030**	**ST1.2**	**E251** 15
3000K - CRI 70 - Middle of the night			
31W	**2320**	**ST0.5**	**E245** 15
46W	**3660**	**ST0.5**	**E249** 15
31W	**2560**	**ST1.2**	**E247** 15
46W	**3900**	**ST1.2**	**E252** 15

Optical accessories	code	colour
Screen to reduce stray light	**MZ22**	04
Comfort Screen		
for street optic	**X237**	24

Interfaces & remote units	code	colour
Programming Interface DALI	**X430**	00
for SM / E - DALI optics	**X410**	00
for SM / E optics - Middle of the night	**MY92**	00
for ST optics		

Control gear	code	colour
IP68 connector 5-pole	**BZS6**	04
2-way connector with 2 pole terminal IP68		
Suitable for 2x2.5 mm2 cables	**BZK6**	00
Cable set for programming Interface DALI	**MZ36**	00

Mounting accessories	code	colour
Adapter required for installation on pole - To be ordered together with optic assembly		
for ø 60 terminal	**X102**	15
for ø 76 terminal	**X126**	15
Pole reducer		
from ø 102 to 76	**6134**	15

Data refer to system luminous flux.
Technical information may change alongside technological progress. Consult iguzzini.com for ongoing updates.

Twilight

15
GREY

Cylindrical poles

	h above ground	ø pole	ø tang	code colour
below ground	2500	60		**E062** 15
	3500	60		**E063** 15
	4000	76	60	**E064** 15
	4000	76		**1271** 15
	5000	102		**1205** 15
	6000	102		**1542** 15
with plate	4000	76		**1272** 15
	5000	102		**1344** 15

The technical characteristics of the poles are detailed on page 529

tapered poles

	h above ground	ø pole	code colour
below ground	4000	106-60	**1275** 15

The Block - D3 Creek Park - Dubai, United Arab Emirates
Client: Tamdeen
Architectural Project: Desert Ink
Photo: Oliver Jackson

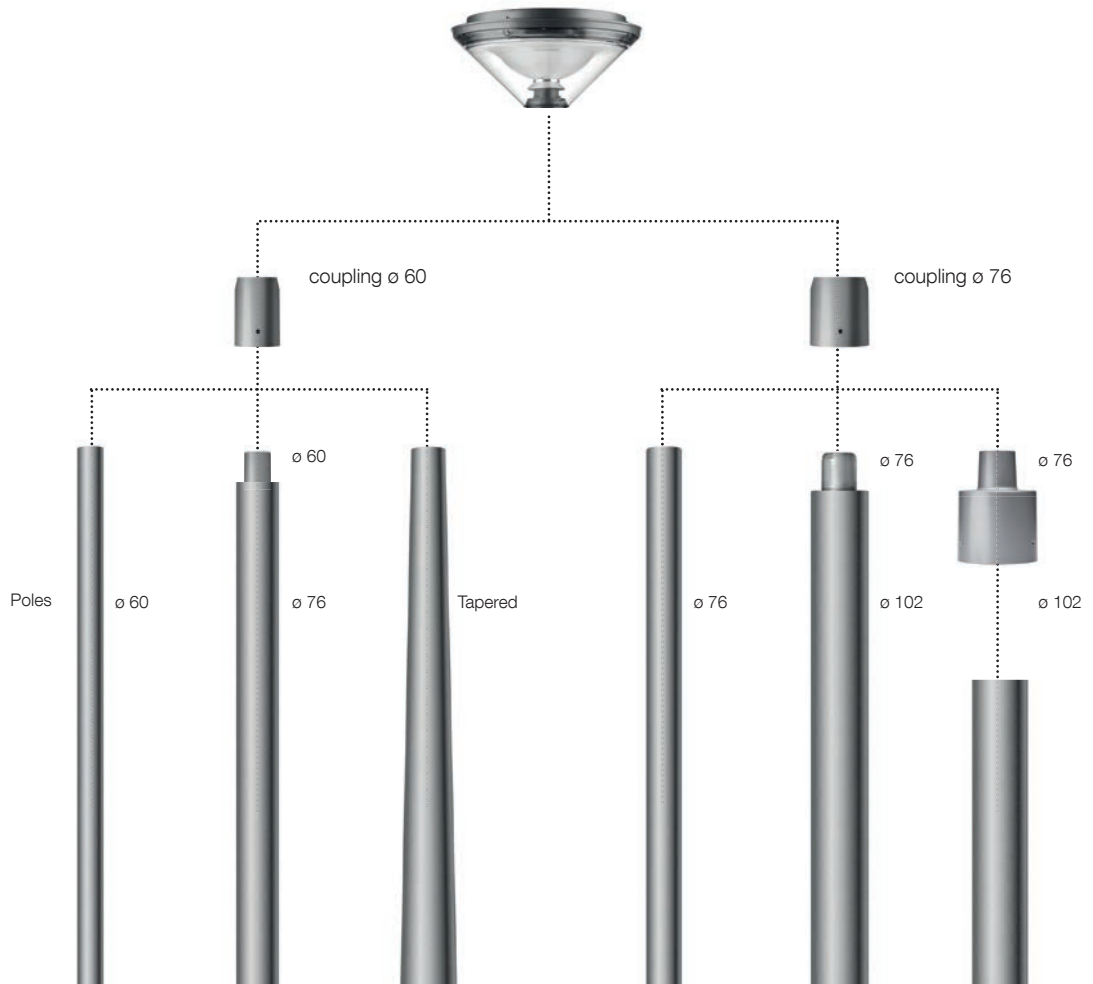





Platea Pro

design Jean Michel Wilmotte





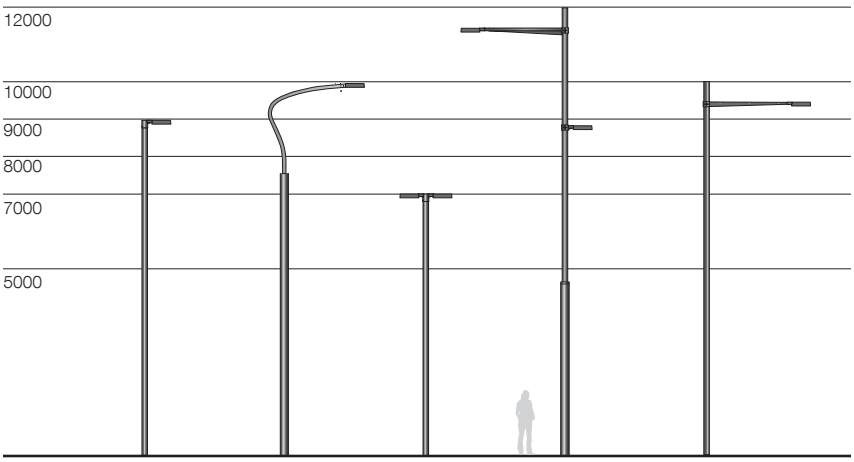

Sørenga - Oslo, Norway
Client: Bjørvika Infrastruktur AS
Lighting project:
ElectroNova AS
Photo: Tomasz Majewski

Platea Pro

Opti Smart DALI IP66 IK08

- Street lighting system for use with LED light sources.
- Pole or wall installation.
- Comprising optical compartment, pole, arm and pole-top.
- Optical compartment in die-cast aluminium; sodium-calcium tempered protection glass, with 5 mm thickness.
- Die-cast aluminium pole head with single and double fitting for poles ø 60/76/102/120 mm, and triple ø 102/120 mm.
- Side mount in die-cast aluminium for whip-type poles having diameters between ø 46 and ø 76 mm.
- No upwards dispersion of the luminous flux.
- Adjustable optical compartment.
- High visual comfort.
- Optical polymer lenses for high yield and uniform light distribution.
- No photo-biological risks. This luminaire is in the “Exempt Group”.
- Compatibility with remote management systems thanks to the "DALI LED Driver".
- The luminaire is fully programmable as regards luminous flux emission, Midnight recognition and bi-power settings.
- Common mode surge protection up to 10 KV, differential protection up to 6 KV
- Replaceable driver and power supply unit.
- All external screws used are in stainless steel.



Adjustability of product +15° / -5°

Optics

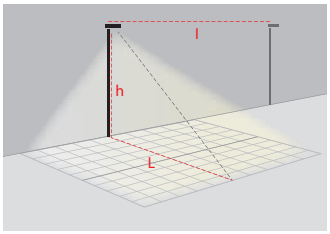

d = L/h
h = Installation height
L = Width of area to illuminate
l = Distance between poles

ST - Road optics

LED	**ST1** l = 4h / d = 1 **Intensity Class: G*3**
	ST1.2 l = 4h / d = 1.2 **Intensity Class: G*3**
	ST0.5 l = 3.7h / d = 1 **Intensity Class: G*3**
	ST0.8C l = 3.7h / d = 0.5 **Intensity Class: G*6**
	ST1C l = 3.7h / d = 0.8 **Intensity Class: G*6**

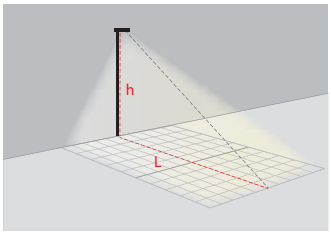

d = L/h
h = Installation height
L = Width of area to illuminate

A - Asymmetric optic

LED	**A45** h = 7 / d = 1.6

Compositions

Pole-top

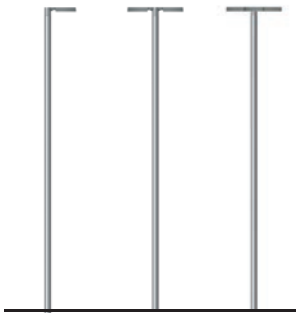

single pole-top
double pole-top
triple pole-top

Linear arms



linear arm L=900 with intermediate fitting
linear arm L=900

Shaped poles



pole with arm Single
pole with arm Double
tapered pole curved
tapered curved pole with intermediate fitting
wall attachment

Floodlights

The floodlight range is shown on page 652.
Also available in a version with the front part in black screen-printed glass.



214x296



276x406

iguzzini.com code finder / download design files / save and organize favorites



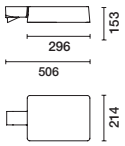

W	lm	optic	code colour
LED			
4000K - CRI 70 - DALI			
33W	**3630**	**ST0.5**	**P876** 15
33W	**3630**	**ST1**	**P870** 15
33W	**3230**	**ST0.8C**	**P872** 15
33W	**3770**	**A45**	**P874** 15
3000K - CRI 70 - DALI			
33W	**3510**	**ST0.5**	**P877** 15
33W	**3510**	**ST1**	**P871** 15
33W	**3130**	**ST0.8C**	**P873** 15
33W	**3640**	**A45**	**P875** 15



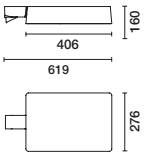

W	lm	optic	code colour
LED			
4000K - CRI 70 - DALI			
58W	**6740**	**ST0.5**	**P884** 15
86W	**10040**	**ST0.5**	**P892** 15
58W	**6830**	**ST1**	**P878** 15
86W	**10160**	**ST1**	**P886** 15
86W	**10040**	**ST1.2**	**P888** 15
58W	**6080**	**ST1C**	**P880** 15
58W	**6990**	**A45**	**P882** 15
86W	**10410**	**A45**	**P890** 15
3000K - CRI 70 - DALI			
58W	**6530**	**ST0.5**	**P885** 15
86W	**9720**	**ST0.5**	**P893** 15
58W	**6600**	**ST1**	**P879** 15
86W	**9840**	**ST1**	**P887** 15
86W	**9720**	**ST1.2**	**P889** 15
58W	**5890**	**ST1C**	**P881** 15
58W	**6770**	**A45**	**P883** 15
86W	**10080**	**A45**	**P891** 15

Interfaces & remote units	code	colour
Programming Interface DALI	**MY92**	00

Control gear	code	colour
Cable set for programming Interface DALI	**MZ36**	00

Data refer to system luminous flux.
Technical information may change alongside technological progress. Consult iguzzini.com for ongoing updates.

Platea Pro

15
GREY

Pole top installation on cylindrical poles

	ø pole coupling	code colour
Single 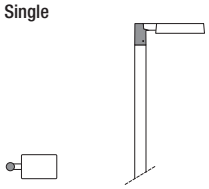	60	**BD13** 15
	76	**BD15** 15
	102	**BD17** 15
Double 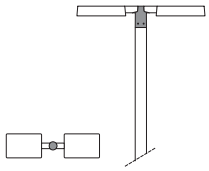	60	**BD14** 15
	76	**BD16** 15
	102	**BD18** 15
triple 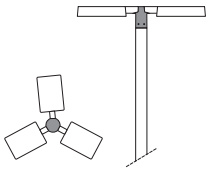	102	**BD19** 15



installation with arms on cylindrical poles

	length	ø pole	code colour
linear 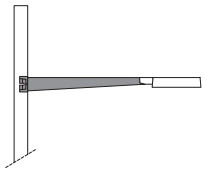	500	102	**MY70** 15
	900	102	**MY71** 15
	1500	102	**MY72** 15
linear 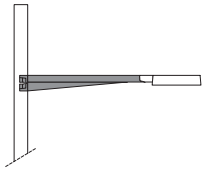	900	102	**BZ44** 15
	1500	102	**BZ45** 15
	The counter flange must also be ordered in order to secure the arm to the pole.		
counter flange 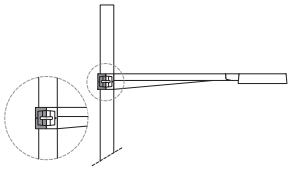		102	**BZ46** 15
	To be ordered to secure the linear arm without tie-rod to the pole. Not required when installing two opposite arms.		
angled with tie-rod 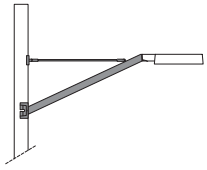	900	102	**BZ48** 15
	1500	102	**6135** 15
	Can only be used with Argo and Delphi (small body).		
intermediate fitting 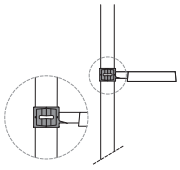		102	**BD21** 04-15
		120	**6123** 15





The arms can be installed individually or in dual compositions.

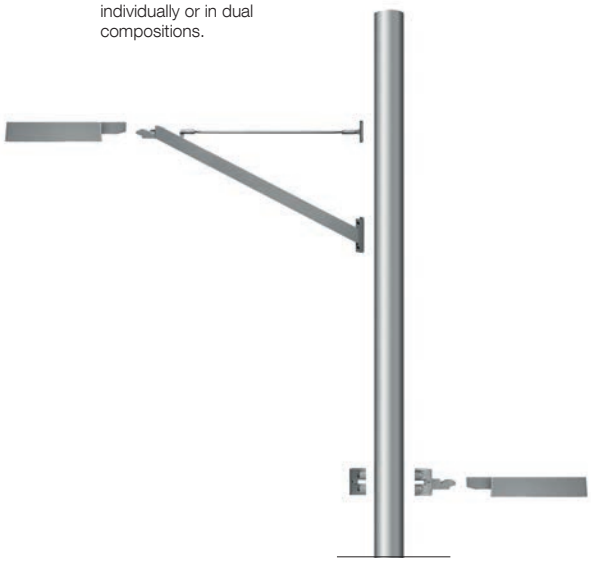

15 GREY

74 GREY/ BLACK

Wall-mounted installation

	code colour
wall attachment	**BD20** 04-15

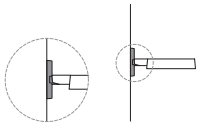



cylindrical poles for installation on pole top with 1/2 optical assemblies

	h above ground	ø pole	ø tang	code colour
below ground	2500	60		**E062** 15
	3500	60		**E063** 15
	4000	76	60	**E064** 15
	4000	76		**1271** 15
	5000	102		**1205** 15
	6000	102	76	**1518** 15
	7000	120	102	**1519** 15
	8000	120	102	**1520** 15
with plate	4000	76		**1272** 15
	5000	102		**1344** 15
	6000	120		**1521** 15
	7000	120	102	**1522** 15
	8000	120	102	**1523** 15

cylindrical poles for installation with arms

	h above ground	ø pole	code colour
below ground	5000	102	**1205** 15
	6000	102	**1542** 15
	7000	102	**1543** 15
with plate	5000	102	**1344** 15
	6000	159/102	**1597** 15
	7000	159/102	**1598** 15
	8000	159/102	**1599** 15

The technical characteristics of the poles are detailed on page 529
Fixing plate with anchor bolts to be ordered separately (page 536)

installation on shaped poles

	ø lateral coupling	code colour
lateral coupling	46 to 76 mm	**BZC9** 04-15
decorative tip with LED	LED Blue	**BZC5** 01
	LED Neutral white	**BZC6** 01

For curved tapered poles

The technical characteristics of the poles are detailed on page 529
Fixing plate with anchor bolts to be ordered separately (page 536)

shaped poles

	h above ground	ø pole	ø lateral coupling	code colour
below ground	with single arm			
	6700	160	76	**1511** 74
	8700	160	76	**1515** 74
	with double arm			
	6700	160	76	**1585** 74
	8700	160	76	**1588** 74
with plate	with single arm			
	6700	160	76	**1566** 74
	8700	160	76	**1570** 74
	with double arm			
	6700	160	76	**1909** 74
	8700	160	76	**1910** 74
	curved tapered			
	6000	147 max	60	**1506** 15
	6000	147 max	60	***1508** 15
	8000	172 max	60	**1507** 15
	8000	172 max	60	***1509** 15

* Versions with intermediate fitting


pinterest.com/iguzzini
OBS
Til Nylandsveien
Hverdager 07-09
40

Lavinia

design Massimiliano & Doriana Fuksas



Dronning Eufemias gate, Queen Eufemias Street - Oslo, Norway
Client: Statens Vegvesen
Architectural Project: Birger Heyerdal arkitekter AS
Lighting Project: Electro-Nova AS – Zenisk AS
Photo: Tomasz Majewski

Lavinia



- Urban lighting system intended for use with LED light sources.
- Pole or wall installation.
- Comprising an optical compartment, pole, arm (single or double) and pole-top (single, double or triple).
- Frame type optical compartment in die-cast aluminium; frame secured with captive screws; tempered sodium-calcium sealing glass, thickness 4 mm. internal retention cables made of galvanised steel; reflector in 99.9% super-pure aluminium; porcelain lamp-holder secured with anodised aluminium supports; lamp anti-loosening device.
- Aluminium pole top and arms.
- Side mount in die-cast aluminium for whip-type poles having diameters between ø 46 and ø 76 mm.
- No upwards dispersion of the luminous flux.
- Adjustable optical compartment
- High visual comfort
- High yield optics (Opti Smart Reflector) with uniform light distribution.
- No photo-biological risks. This luminaire is in the “Exempt Group” (no risk linked to infrared, blue light and UV radiation) in accordance with EN 62471:2008.
- The luminaire is fully programmable as regards luminous flux emission through the MY92 device.
- DALI driver compatible with remote management systems.
- Overvoltage protection: 10kV in Common Mode (CM), 6kV in Differential Mode (DM).
- An active control system changes the current intensity in order to maintain the lifespan of the LEDs even under extreme thermal conditions.
- Replaceable LED group.
- Driver unit can be replaced without needing tools.
- All external screws used are in A2 stainless steel.

Optics

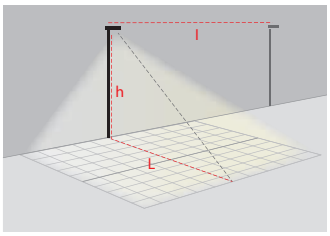

d = L/h
h = Installation height
L = Width of area to illuminate
l = Distance between poles

ST - Road optics

LED

ST1
l = 4h / d = 1
Intensity Class: G*4

ST1.2
l = 4h / d = 1.2
Intensity Class: G*4

ST1C
l = 3.7h / d = 1
Intensity Class: G*6

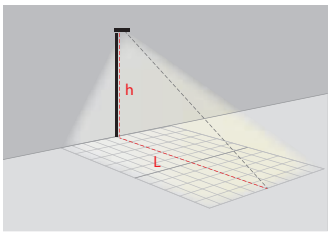

d = L/h
h = Installation height
L = Width of area to illuminate

A - Asymmetric optic

LED

A60
h = 7 / d = 2

A45
h = 7 / d = 1.6

Compositions

Pole-top

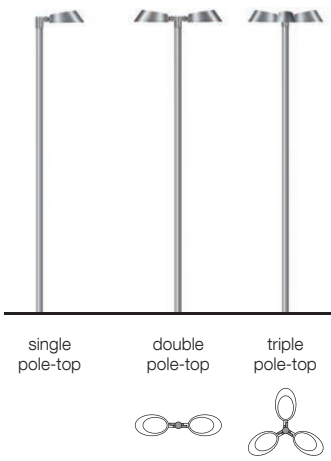

single pole-top

double pole-top

triple pole-top

Arms



single arm L=900 with fitting intermediate

double arm L=900

Shaped poles



pole with single arm

pole with double arm

tapered curved pole

tapered curved pole with intermediate fitting

wall attachment

iguzzini.com code finder / download design files / save and organize favorites



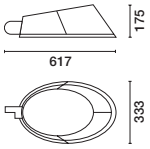

W	lm	optic	code colour
LED			
4000K - CRI 70 - DALI			
36W	**3670**	**ST1**	**EH21** 15
56W	**6220**	**ST1**	**EH23** 15
84W	**9200**	**ST1**	**EH25** 15
84W	**9310**	**ST1.2**	**EH27** 15
100W	**11850**	**A60**	**EH29** 15
100W	**10260**	**A45**	**EH31** 15
3000K - CRI 70 - DALI			
36W	**3550**	**ST1**	**EH22** 15
56W	**6020**	**ST1**	**EH24** 15
84W	**8900**	**ST1**	**EH26** 15
84W	**9010**	**ST1.2**	**EH28** 15
100W	**11470**	**A60**	**EH30** 15
100W	**9930**	**A45**	**EH32** 15

Interfaces & remote units	code	colour
Programming Interface DALI	**MY92**	00

installation with arms on cylindrical poles

	length	ø pole	code colour
Single	900	102	**B437** 15
	900	120	**B440** 15
	1500	102	**B438** 15
	1500	120	**B441** 15
Double	1800	102	**B443** 15
	1800	120	**B446** 15
	3000	102	**B444** 15
	3000	120	**B447** 15
intermediate fitting		102	**B459** 15
		120	**B460** 15

The arms can only be installed on iGuzzini poles



installation on shaped poles

	ø lateral coupling	code colour
lateral coupling	from ø 46 to ø 76 mm	**BZC8** 15

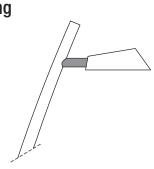

decorative tip with LED	LED Blue	**BZC5** 01
	LED Neutral white	**BZC6** 01

For curved tapered poles

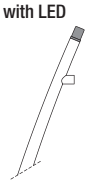

Wall-mounted installation

	code colour
wall attachment	**B223** 15

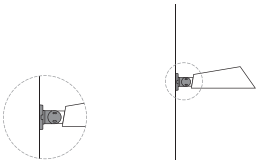

Data refer to system luminous flux.
Technical information may change alongside technological progress. Consult iguzzini.com for ongoing updates.

Lavinia

15 GREY

74 GREY/ BLACK

Installation on pole top

	ø pole coupling	code colour
Single	60	***BZG3** 15
	76	***BZG4** 15
	102	**B450** 15
	120	**B220** 15
Double	60	**BZG5** 15
	76	***BZG6** 15
	102	**B451** 15
	120	**B221** 15
triple	102	***B452** 15
	120	**B222** 15

* To be used with terminal strip code 1865 (refer to the instruction sheet)



Cylindrical poles

	h above ground	ø pole	code colour
below ground	6000	102	**1542** 15
	8000	102	**1543** 15
	8000	127/102	**1544** 15
	9000	194/120	**1545** 15
	10000	194/120	**1546** 15
	12000	194/120	**1552** 15
with plate	6000	159/102	**1597** 15
	7000	159/102	**1598** 15
	8000	159/102	**1599** 15
	9000	194/120	**1547** 15
	10000	194/120	**1548** 15
	12000	194/120	**1554** 15

The technical characteristics of the poles are detailed on page 529
Fixing plate with anchor bolts to be ordered separately (page 536)

shaped poles

	h above ground	ø pole	ø lateral coupling	code colour
below ground	with single arm			
	6700	160	76	**1511** 74
	8700	160	76	**1515** 74
	with double arm			
	6700	160	76	**1585** 74
	8700	160	76	**1588** 74
with plate	with single arm			
	6700	160	76	**1566** 74
	8700	160	76	**1570** 74
	with double arm			
	6700	160	76	**1909** 74
	8700	160	76	**1910** 74
	curved tapered			
	6000	147 max	60	**1506** 15
	6000	147 max	60	***1508** 15
	8000	172 max	60	**1507** 15
	8000	172 max	60	***1509** 15

* Versions with intermediate fitting

Argo / Delphi



Delphi



Argo span-wire installation



Argo

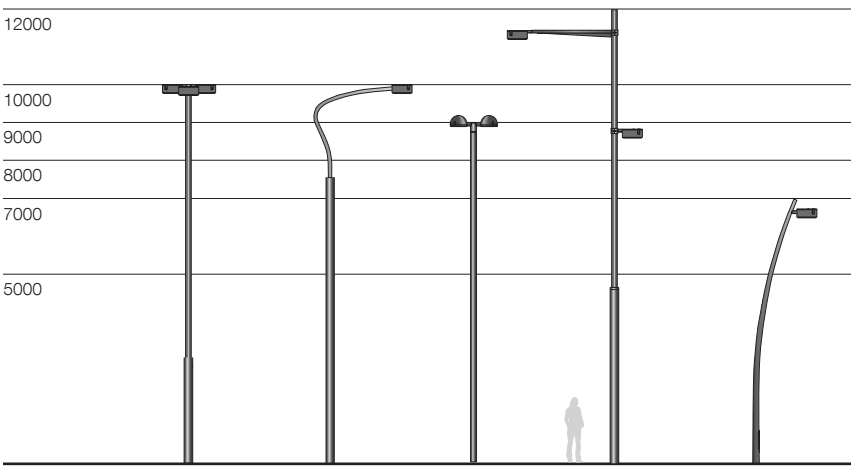

Argo / Delphi



- Urban lighting system intended for use with LED light sources.
- Pole or wall installation.
- Comprising optical compartment, pole, arm (single or double) and pole-top.
- Optical compartment and hatch in die-cast aluminium; tempered sodium-calcium sealing glass, thickness 5 mm. 50 Shore black silicone gasket; 99.93% super-pure polished and anodised aluminium reflector.
- Die-cast aluminium pole head with single and double fitting for poles ø 60, 76, 102, 120 mm, and triple ø 102, 120 mm.
- Side mount in die-cast aluminium for whip-type poles having diameters between ø 46 and ø 76 mm.
- No upwards dispersion of the luminous flux.
- Adjustable optical compartment.
- High visual comfort.
- High yield optics (Opti Smart Reflector) with uniform light distribution.
- No photo-biological risks. This luminaire is in the “Exempt Group” (no risk linked to infrared, blue light and UV radiation) in accordance with EN 62471:2008.
- The luminaire is fully programmable as regards luminous flux emission through the MY92 device.
- DALI driver compatible with remote management systems.
- Overvoltage protection: 10kV in Common Mode (CM), 6kV in Differential Mode (DM).
- An active control system changes the current intensity in order to maintain the lifespan of the LEDs even under extreme thermal conditions.
- Replaceable driver and power supply unit.
- All external screws used are in A2 stainless steel.

Optics

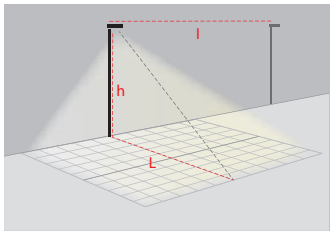

d = L/h
h = Installation height
L = Width of area to illuminate
l = Distance between poles

ST - Road optics

LED	
	ST1 l = 4h / d = 1 **Intensity Class: G*4**
	ST1.2 l = 4h / d = 1.2 **Intensity Class: G*4**
	ST1C l = 3.7h / d = 1 **Intensity Class: G*6**

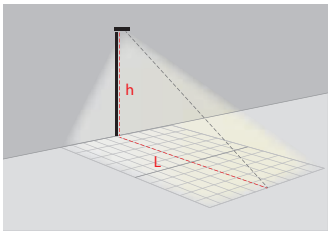

d = L/h
h = Installation height
L = Width of area to illuminate

A - Asymmetric optic

LED	
	A60 h = 7 / d = 2
	A45 h = 7 / d = 1.6

Compositions

Pole-top



single pole-top

double pole-top



triple pole-top



Linear arms



linear arm L=900 with intermediate fitting

linear arm L=900 (double installation)

Shaped poles



pole with single arm

pole with double arm

tapered curved pole

tapered curved pole with intermediate fitting

wall attachment



15
GREY



15
GREY



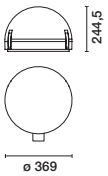

W	lm	optic	code colour
LED			
4000K - CRI 70 - DALI			
36W	**3720**	**ST1**	**EG89** 15
57W	**6310**	**ST1**	**EG91** 15
84W	**9330**	**ST1**	**EG93** 15
84W	**9440**	**ST1.2**	**EG95** 15
100W	**11470**	**A60**	**EG97** 15
100W	**10160**	**A45**	**EG99** 15
3000K - CRI 70 - DALI			
36W	**3600**	**ST1**	**EG90** 15
57W	**6100**	**ST1**	**EG92** 15
84W	**9020**	**ST1**	**EG94** 15
84W	**9140**	**ST1.2**	**EG96** 15
100W	**11100**	**A60**	**EG98** 15
100W	**9830**	**A45**	**EH00** 15



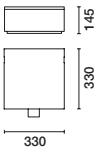

W	lm	optic	code colour
LED			
4000K - CRI 70 - DALI			
36W	**3720**	**ST1**	**EH07** 15
57W	**6260**	**ST1**	**EH09** 15
84W	**9180**	**ST1**	**EH11** 15
84W	**9300**	**ST1.2**	**EH13** 15
100W	**11600**	**A60**	**EH15** 15
100W	**10150**	**A45**	**EH17** 15
3000K - CRI 70 - DALI			
36W	**3600**	**ST1**	**EH08** 15
57W	**6060**	**ST1**	**EH10** 15
84W	**8890**	**ST1**	**EH12** 15
84W	**9000**	**ST1.2**	**EH14** 15
100W	**11220**	**A60**	**EH16** 15
100W	**9820**	**A45**	**EH18** 15

Interfaces & remote units	code	colour
Programming Interface DALI	**MY92**	00



Macerata, Italy
Photo: iGuzzini archive

Data refer to system luminous flux.
Technical information may change alongside technological progress. Consult iguzzini.com for ongoing updates.

Argo / Delphi

15
GREY

Pole top installation on cylindrical poles

	ø pole coupling	code colour
Single	60	**BD13** 15
	76	**BD15** 15
	102	**BD17** 15
Double	60	**BD14** 15
	76	**BD16** 15
	102	**BD18** 15
triple	102	**BD19** 15



installation with arms on cylindrical poles

	length	ø pole	code colour
linear	900	102	**BZ44** 15
	1500	102	**BZ45** 15
counter flange		102	**BZ46** 15
angled with tie-rod	900	102	**BZ48** 15
	1500	102	**6135** 15
intermediate fitting		102	**BD21** 04-15
		120	**6123** 15

The counter flange must also be ordered in order to secure the arm to the pole.

To be ordered to secure the linear arm without tie-rod to the pole. Not required when installing two opposite arms.

Can only be used with Argo and Delphi (small body).



The arms can be installed individually or in dual compositions.



Wall-mounted installation

	code colour
wall attachment	**BD20** 04-15



15 GREY

74 GREY/ BLACK

cylindrical poles for installation on pole top with 1/2 optical assemblies

	h above ground	ø pole	ø tang	code colour
below ground	3500	102		***1203** 15
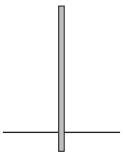	5000	102		**1205** 15
	5000	120		**1291** 15
	6000	102	76	**1518** 15
	7000	120	102	**1519** 15
	8000	120	102	**1520** 15
	9000	120		**1274** 15
	9000	194/120		**1545** 15
	10000	194/120		**1546** 15
	12000	194/120		**1552** 15
with plate	5000	102		**1344** 15
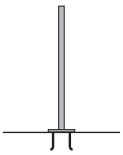	5000	120		**1292** 15
	6000	120		**1521** 15
	7000	120	102	**1522** 15
	8000	120	102	**1523** 15
	9000	194/120		**1547** 15
	10000	194/120		**1548** 15
	12000	194/120		**1554** 15

* Cannot be used for installation with the large optical assembly

cylindrical poles for installation on pole top with 3 optical assemblies or with arms

	h above ground	ø pole	code colour
below ground	5000	120	**1291** 15
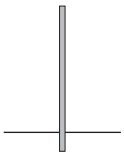	6000	102	**1542** 15
	7000	102	**1543** 15
	8000	127/102	**1544** 15
	9000	194/120	**1545** 15
	10000	194/120	**1546** 15
	12000	194/120	**1552** 15
with plate	6000	159/102	**1597** 15
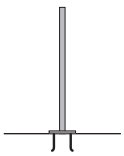	7000	159/102	**1598** 15
	8000	159/102	**1599** 15
	9000	194/120	**1547** 15
	10000	194/120	**1548** 15
	12000	194/120	**1554** 15

The technical characteristics of the poles are detailed on page 529
Fixing plate with anchor bolts to be ordered separately (page 536)

installation on shaped poles

	ø lateral coupling	code colour
lateral coupling	46 to 76 mm	**BZC9** 04-15
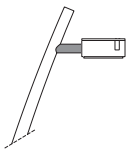		
decorative tip with LED	LED Blue	**BZC5** 01
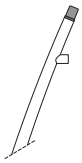	LED Neutral white	**BZC6** 01

For curved tapered poles

shaped poles

	h above ground	ø pole	ø lateral coupling	code colour
below ground	with single arm			
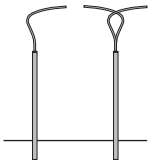	6700	160	76	**1511** 74
	8700	160	76	**1515** 74
	with double arm			
	6700	160	76	**1585** 74
	8700	160	76	**1588** 74
with plate	with single arm			
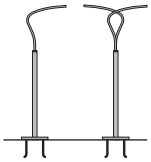	6700	160	76	**1566** 74
	8700	160	76	**1570** 74
	with double arm			
	6700	160	76	**1909** 74
	8700	160	76	**1910** 74
	curved tapered			
	6000	147 max	60	**1506** 15
	6000	147 max	60	***1508** 15
	8000	172 max	60	**1507** 15
	8000	172 max	60	***1509** 15

* Versions with intermediate fitting

The technical characteristics of the poles are detailed on page 529
Fixing plate with anchor bolts to be ordered separately (page 536)

Argo
span-wire installation

15
GREY



Opti Smart | DALI | IP66 | IK08

- Urban lighting device intended for use with LED light sources.
- Pendant installation.
- Comprising optical compartment mounting system.
- Optical compartment and hatch in die-cast aluminium; tempered sodium-calcium sealing glass, thickness 5 mm. 50 Shore black silicone gasket; 99.93% super-pure polished and anodised aluminium reflector.
- Mounting system in die-cast aluminium with Aisi 304 stainless steel cable anchoring system.
- Mounting on cables/ropes having diameters between ø 6 and ø 12 mm.
- Stainless steel fall protection system.
- No upwards dispersion of the luminous flux.
- Adjustable optical compartment.
- Overvoltage protection: 10kV in Common Mode (CM), 6kV in Differential Mode (DM).
- An active control system changes the current intensity in order to maintain the lifespan of the LEDs even under extreme thermal conditions.
- No photo-biological risks. This luminaire is in the "Exempt Group" (no risk linked to infrared, blue light and UV radiation) in accordance with EN 62471:2008.
- DALI driver compatible with remote management systems.
- Replaceable LED group.
- Replaceable driver and power supply unit.
- All external screws used are in A2 stainless steel.

Optics

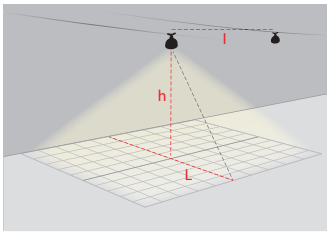

STM1 - Pendant Street optic for vehicle traffic

LED	**STM1** l = 4h / d = 1 **Intensity Class: G*4***

d = L/h
h = Installation height
L = Width of area to illuminate
l = Distance between poles

iguzzini.com code finder / download design files / save and organize favorites



W	lm	optic	code colour
LED			
4000K - CRI 70 - DALI			
57W	**6230**	**STM1**	**EH03** 15
100W	**11320**	**STM1**	**EH05** 15
3000K - CRI 70 - DALI			
57W	**6030**	**STM1**	**EH04** 15
100W	**10960**	**STM1**	**EH06** 15

Interfaces & remote units	code	colour
Programming Interface DALI	**MY92**	00

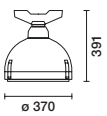

Bay View Terrace - Claremont, Australia
Architectural Project & Design: AECOM Australia Pty Ltd
Electrical Engineering: AECOM Australia Pty Ltd

Data refer to system luminous flux.
Technical information may change alongside technological progress. Consult iguzzini.com for ongoing updates.


10
ONE
WAY

design Mario Cucinella



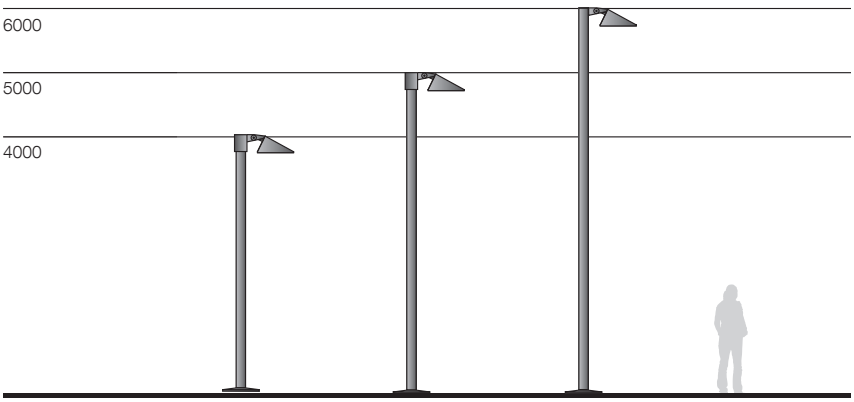



- Floodlight intended for use with LED light sources.
- Installation on poles and walls. Also available in versions complete with pole (h = 2500 and 3500 mm).
- Optical compartment and frame in die-cast aluminium; clear sodium-calcium tempered sealing glass, 4 mm thick; super-pure aluminium reflector.
- Optical compartment adjustment by +45°/-20° in relation to horizontal plane.
- Versions complete with pole comprise a support in extruded aluminium (h = 2500 mm) or 70 micron hot galvanised steel (h = 3500 mm); fixing plate and cover casing in die-cast aluminium alloy.
- Wall-mount versions comprise a base in die-cast aluminium alloy.
- No upwards dispersion of the luminous flux.
- High visual comfort
- Graduated scale and mechanical aiming lock.
- No photo-biological risks. This luminaire is in the “Exempt Group” (no risk linked to infrared, blue light and UV radiation) in accordance with EN 62471:2008.
- The luminaire is fully programmable as regards luminous flux emission through the MY92 device.
- An active control system changes the current intensity in order to maintain the lifespan of the LEDs even under extreme thermal conditions.
- DALI driver compatible with remote management systems.
- Accessory box with double PG for pass-through wiring.
- All external screws used are in A2 stainless steel.

Optics

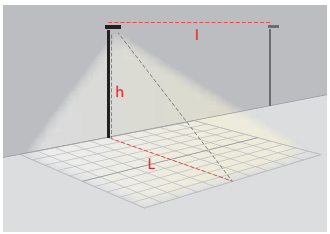

d = L/h
h = Installation height
L = Width of area to illuminate
l = Distance between poles

ST - Road optics

LED	**ST1** l = 4h / d = 1 **Intensity Class: G*4**
	ST1C l = 3.7h / d = 1 **Intensity Class: G*6**

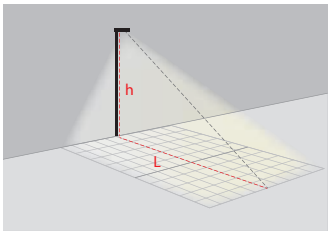

d = L/h
h = Installation height
L = Width of area to illuminate

A - Asymmetric optic

LED	**A45** h = 7 / d = 1.6

Versions

iTeka is also available in bollard version (h1000 and h2500), floodlight and floodlight with arm presented on page 748.



bollard h1000 / 2500



wall mounted floodlight



floodlight

iguzzini.com code finder / download design files / save and organize favorites



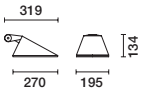

W	lm	optic	code colour
Floodlight for poles			
LED			
4000K - CRI 70 - DALI			
23W	**2550**	**ST1**	**BU47** 15
23W	**2360**	**A45C**	**BU49** 15
3000K - CRI 70 - DALI			
23W	**2470**	**ST1**	**BV23** 15
23W	**2280**	**A45C**	**BV25** 15

Interfaces & remote units	code	colour
Programming Interface DALI	**MY92**	00

Cylindrical poles

	h above ground	ø pole	ø tang	code colour
below ground	4000	76		**1271** 15
	5000	102		**1205** 15
	6000	102	76	**1518** 15
with plate	4000	76		**1272** 15
	5000	102		**1344** 15
	6000	120	102	**1521** 15

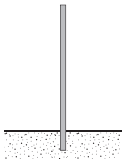

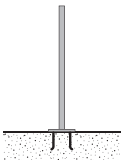

The technical characteristics of the poles are detailed on page 529
Fixing plate with anchor bolts to be ordered separately (page 536)

tapered poles

	h above ground	ø pole	code colour
below ground	4000	106-60	**1275** 15

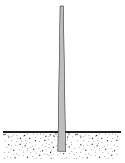

Installation on pole top

	ø pole coupling	code colour
Single	60	**X002** 15
	76	**X003** 15
Double	60	**X004** 15
	76	**X005** 15

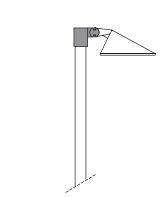

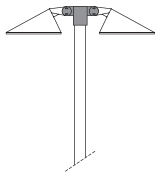



Data refer to system luminous flux.
Technical information may change alongside technological progress. Consult iguzzini.com for ongoing updates.

Wow

Award
ADI Design Index





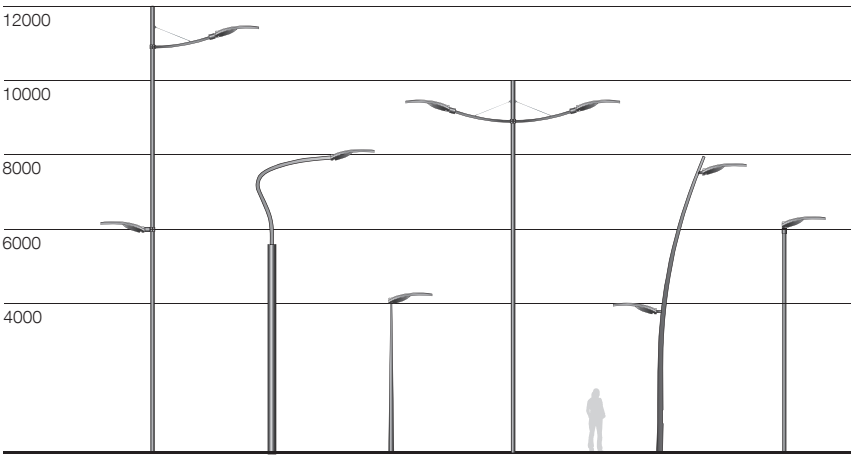

Wow



- Urban lighting system intended for use with LED light sources.
- Installation on poles with pole-tops using lateral arms or on whip-type poles with ø 46/60/76 mm diameter connection.
- Reflectors in silver aluminium.
- Optical compartment in die-cast aluminium; hot dip galvanised steel tubular arms; sodium-calcium sealing glass, 5 mm thick, siliconed to frame that closes the LED compartment with a hinge and 2 screws.
- No upwards dispersion of the luminous flux.
- This luminaire is in the “Exempt Group” (no risk linked to infrared, blue light and UV radiation) in accordance with EN 62471:2008.
- Adjustable optical compartment.
- High visual comfort.
- No photo-biological risks.
- High yield optics (Opti Smart Reflector) with uniform light distribution.
- The luminaire is fully programmable as regards luminous flux emission through the MY92 device.
- DALI driver compatible with remote management systems.
- Overvoltage protection: 10kV in Common Mode (CM), 6kV in Differential Mode (DM).
- An active control system changes the current intensity in order to maintain the lifespan of the LEDs even under extreme thermal conditions.
- Replaceable LED group.
- Replaceable driver and power supply unit.
- All external screws used are in A2 stainless steel.



Replaceable LED optical compartment



Adjustability of product +20° / -20°

Optics

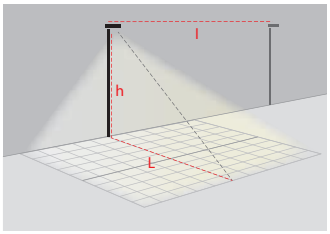

d = L/h
h = Installation height
L = Width of area to illuminate
l = Distance between poles

ST - Road optics

LED

ST1
l = 4h / d = 1
Intensity Class: G*4

ST1.2
l = 4h / d = 1.2
Intensity Class: G*4

ST1C
l = 3.7h / d = 1
Intensity Class: G*6

STO.8C
l = 5h
d = 0.5 / 0.8
Intensity Class: G*6

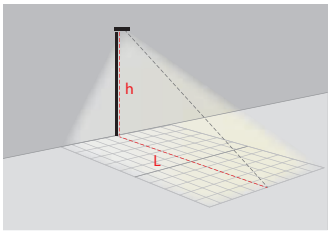

d = L/h
h = Installation height
L = Width of area to illuminate

A - Asymmetric optic

LED

A60
h = 7 / d = 2

A45
h = 7 / d = 1.6

Compositions

Pole-top

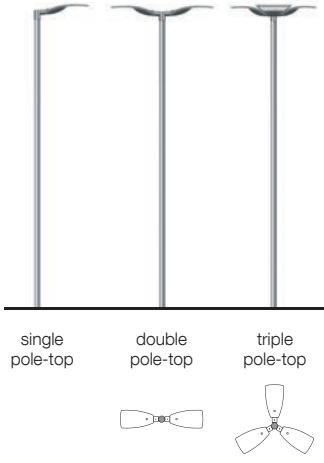

single pole-top

double pole-top

triple pole-top

Arms



arms L=900 (double installation)

single arm L=900 with intermediate

Shaped poles

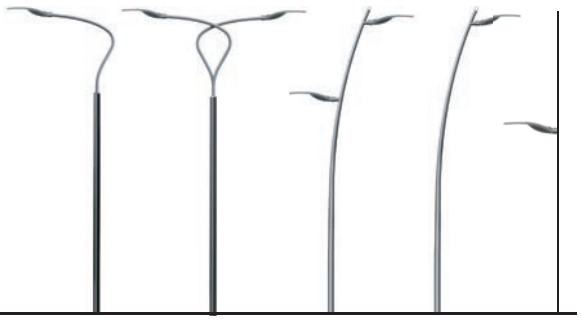

pole with arm Single

pole with arm Double

tapered curved pole with intermediate fitting

tapered curved pole

wall attachment



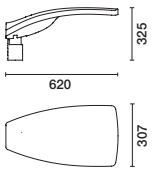

W	lm	optic	code colour
High Efficiency **Ending part from ø 46 to ø 76 mm**			
LED			
4000K - CRI 70 - DALI			
24W	**3050**	**ST1**	**EC28** 15
29W	**3810**	**ST1**	**EC30** 15
34W	**4560**	**ST1**	**EC32** 15
33W	**4200**	**ST1.2**	**EC34** 15
34W	**4620**	**ST1.2**	**EC36** 15
3000K - CRI 70 - DALI			
24W	**2950**	**ST1**	**EC45** 15
29W	**3690**	**ST1**	**EC47** 15
34W	**4420**	**ST1**	**EC49** 15
33W	**4070**	**ST1.2**	**EC51** 15
34W	**4470**	**ST1.2**	**EC53** 15
High Output **Ending part from ø 46 to ø 76 mm**			
LED			
4000K - CRI 70 - DALI			
36W	**4000**	**ST1**	**EC25** 15
53W	**6000**	**ST1**	**EC26** 15
70W	**8000**	**ST1**	**EC27** 15
76W	**9000**	**ST1**	**EC29** 15
83W	**10000**	**ST1**	**EC31** 15
63W	**7500**	**ST1.2**	**EC33** 15
83W	**10120**	**ST1.2**	**EC35** 15
36W	**3660**	**ST0.8C**	**EC37** 15
63W	**6870**	**ST1C**	**EC38** 15
75W	**8440**	**A60**	**EC39** 15
75W	**7520**	**A45**	**EC41** 15
3000K - CRI 70 - DALI			
36W	**3870**	**ST1**	**EC42** 15
53W	**5800**	**ST1**	**EC43** 15
70W	**7740**	**ST1**	**EC44** 15
76W	**8710**	**ST1**	**EC46** 15
83W	**9680**	**ST1**	**EC48** 15
63W	**7250**	**ST1.2**	**EC50** 15
83W	**9790**	**ST1.2**	**EC52** 15
36W	**3540**	**ST0.8C**	**EC54** 15
63W	**6650**	**ST1C**	**EC55** 15
75W	**8170**	**A60**	**EC56** 15
75W	**7280**	**A45**	**EC58** 15



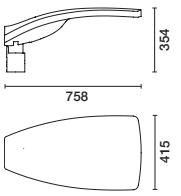

W	lm	optic	code colour
Ending part from ø 46 to ø 76 mm			
LED			
4000K - CRI 70 - DALI			
101W	**12250**	**ST1**	**ED72** 15
127W	**15330**	**ST1**	**ED82** 15
162W	**18970**	**ST1**	**ED88** 15
101W	**12400**	**ST1.2**	**ED74** 15
127W	**15520**	**ST1.2**	**ED84** 15
162W	**19210**	**ST1.2**	**ED90** 15
101W	**11490**	**ST1C**	**ED76** 15
127W	**14380**	**ST1C**	**ED86** 15
101W	**12670**	**A60**	**ED78** 15
162W	**19620**	**A60**	**ED92** 15
101W	**11620**	**A45**	**ED80** 15
162W	**17990**	**A45**	**ED94** 15
3000K - CRI 70 - DALI			
101W	**11850**	**ST1**	**ED73** 15
127W	**14840**	**ST1**	**ED83** 15
162W	**18360**	**ST1**	**ED89** 15
101W	**12000**	**ST1.2**	**ED75** 15
127W	**15020**	**ST1.2**	**ED85** 15
162W	**18590**	**ST1.2**	**ED91** 15
101W	**11120**	**ST1C**	**ED77** 15
127W	**13920**	**ST1C**	**ED87** 15
101W	**12260**	**A60**	**ED79** 15
162W	**18990**	**A60**	**ED93** 15
101W	**11240**	**A45**	**ED81** 15
162W	**17410**	**A45**	**ED95** 15



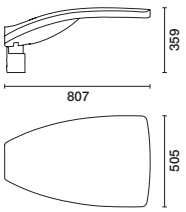

W	lm	optic	code colour
Ending part from ø 46 to ø 76 mm			
LED			
4000K - CRI 70 - DALI			
192W	**22260**	**ST1**	**ED96** 15
211W	**24900**	**ST1**	**EE04** 15
192W	**22530**	**ST1.2**	**ED98** 15
211W	**25210**	**ST1.2**	**EE06** 15
205W	**24120**	**A60**	**EE00** 15
205W	**22380**	**A45**	**EE02** 15
3000K - CRI 70 - DALI			
192W	**21540**	**ST1**	**ED97** 15
211W	**24090**	**ST1**	**EE05** 15
192W	**21810**	**ST1.2**	**ED99** 15
211W	**24390**	**ST1.2**	**EE07** 15
205W	**23350**	**A60**	**EE01** 15
205W	**21660**	**A45**	**EE03** 15

Interfaces & remote units	code	colour
Programming Interface DALI	**MY92** for dim. 307 X 620 mm	00

Control gear	code	colour
Cable set for programming Interface DALI	**MZ36** for dim. 307 X 620 mm	00

Mounting accessories	code	colour
Pole reducer from ø 102 to 76	**6134**	15

Data refer to system luminous flux.
Technical information may change alongside technological progress. Consult iguzzini.com for ongoing updates.

Wow

15
GREY

installation with arms on cylindrical poles

	length	ø pole	code colour
Single	900	102	**6154** 15
	900	120	**6157** 15

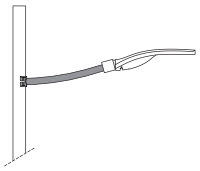

The counter flange must also be ordered in order to secure the arm to the pole.

with tie-rod	1500	102	**6155** 15
	1500	120	**6158** 15

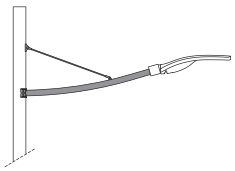

The counter flange must also be ordered in order to secure the arm to the pole.

counter flange		102	**6161** 15
		120	**6162** 15

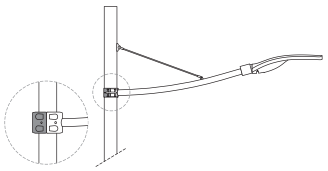

To be ordered to secure the single arm to the pole. Not required when installing two opposite arms.

flange adapter		89 (102)	**6163** 15
		114 (120)	**6164** 15

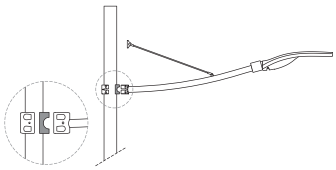

Allows the installation of the arms on poles having diameters of ø 89 - ø 114 - ø mm.

wall attachment **6160** 15

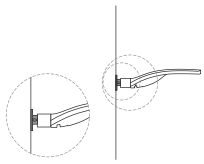

Installation on pole top

	ø pole coupling	code colour
Double	102	**6165** 15

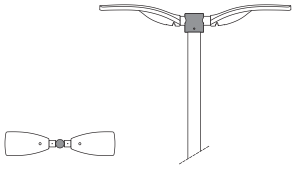

triple	102	**6166** 15

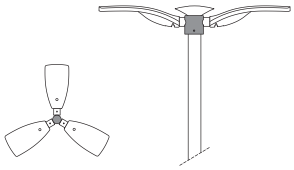

pole reducer	from 102 to 76	**6134** 15

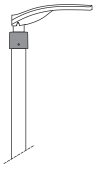

intermediate installation

	length	ø pole	code colour
intermediate fitting	300	102	**6156** 15
	300	120	**6159** 15

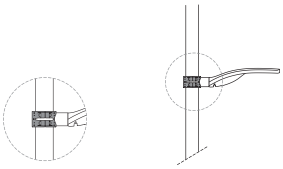

All arms of various sizes can be installed using flanges, with single or double composition.

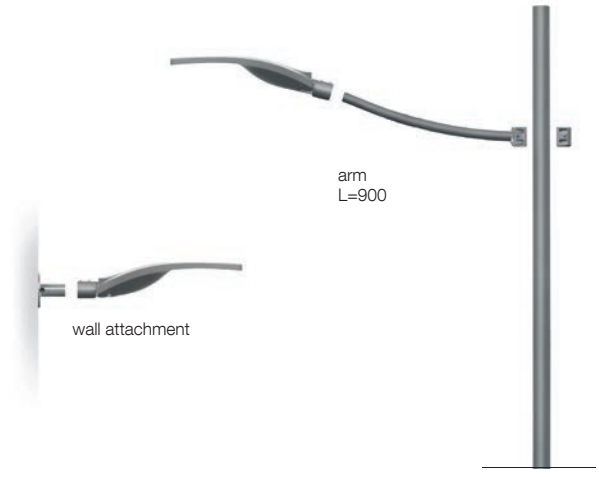

The Wow optical assembly can be installed on ø 46 to ø 76 mm poles.
A reducer is available for ø 102 mm poles to allow installation.



15 GREY

74 GREY/ BLACK

cylindrical poles for installation on pole top with 3 optical assemblies or for arms

	h above ground	ø pole	code colour
below ground	6000	102	**1542** 15
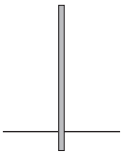	7000	102	**1543** 15
	8000	127/102	**1544** 15
	9000	194/120	**1545** 15
	10000	194/120	**1546** 15
	12000	194/120	**1552** 15
with plate	6000	159/102	**1597** 15
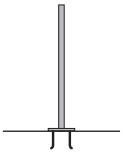	7000	159/102	**1598** 15
	8000	159/102	**1599** 15
	9000	194/120	**1547** 15
	10000	194/120	**1548** 15
	12000	194/120	**1554** 15

tapered poles for installation on pole tops with 1 optical assembly

	h above ground	ø pole	code colour
below ground	4000	106-60	**1275** 15
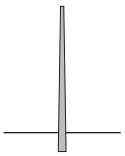	7000	138-60	**1281** 15
	9000	158-60	**1282** 15
with plate	7000	130-60	**1283** 15
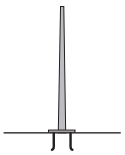	9000	150-60	**1284** 15

cylindrical poles for installation on pole top with 1/2 optical assemblies

	h above ground	ø pole	ø tang	code colour
below ground	5000	102		**1205** 15
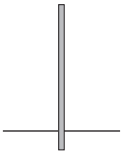	6000	102	76	**1518** 15
	7000	120	102	**1519** 15
	8000	120	102	**1520** 15
with plate	5000	102		**1344** 15
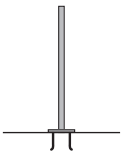	6000	120	102	**1521** 15
	7000	120	102	**1522** 15
	8000	120	102	**1523** 15

shaped poles

	h above ground	ø pole	ø lateral coupling	code colour
below ground	with single arm			
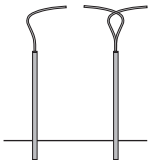	6700	160	76	**1511** 74
	8700	160	76	**1515** 74
	with double arm			
	6700	160	76	**1585** 74
	8700	160	76	**1588** 74
with plate	with single arm			
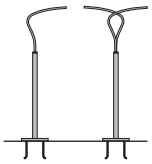	6700	160	76	**1566** 74
	8700	160	76	**1570** 74
	with double arm			
	6700	160	76	**1909** 74
	8700	160	76	**1910** 74
	curved tapered			
	6000	147 max	60	**1506** 15
	6000	147 max	60	***1508** 15
	8000	172 max	60	**1507** 15
	8000	172 max	60	***1509** 15

* Versions with intermediate fitting

accessory for curved tapered poles

		code colour
decorative tip with LED	LED Blue	**BZC5** 01
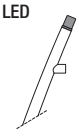	LED Neutral white	**BZC6** 01

The technical characteristics of the poles are detailed on page 529
Fixing plate with anchor bolts to be ordered separately (page 536)





Macerata, Italy
Photo: iGuzzini archive

Opti Smart DALI IP67 IK08

- Urban lighting system intended for use with LED light sources.
- Installation on poles with pole-tops using lateral arms or on whip-type poles with ø 46/60/76 mm diameter connection.
- Reflectors in silver aluminium.
- Optical compartment in die-cast aluminium; hot dip galvanised steel tubular arms; sodium-calcium sealing glass, 5 mm thick, siliconed to frame that closes the LED compartment with a hinge and 2 screws.
- No upwards dispersion of the luminous flux.
- Adjustable optical compartment
- High visual comfort.
- High yield optics (Opti Smart Reflector) with uniform light distribution.
- No photo-biological risks. This luminaire is in the “Exempt Group” (no risk linked to infrared, blue light and UV radiation) in accordance with EN 62471:2008.
- The luminaire can be programmed using the interface for luminous flux adjustment. The luminaire is supplied in Midnight mode and can be converted into Bi-power voltage adjustment mode using the same interface.
- DALI driver compatible with remote management systems.
- Overvoltage protection: 10kV in Common Mode (CM), 6kV in Differential Mode (DM).
- An active control system changes the current intensity in order to maintain the lifespan of the LEDs even under extreme thermal conditions.
- Replaceable LED group.
- Replaceable driver and power supply unit.
- All external screws used are in A2 stainless steel.



Replaceable LED optical compartment



Adjustability of product +20° / -20°

Optics

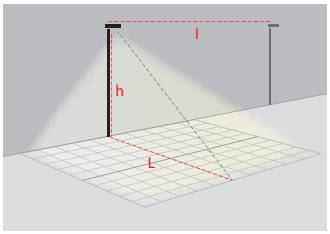

d = L/h
h = Installation height
L = Width of area to illuminate
l = Distance between poles

ST - Road optics

LED

ST1
l = 4h / d = 1
Intensity Class: G*4

ST1.2
l = 4h / d = 1.2
Intensity Class: G*4

ST1C
l = 3.7h / d = 1
Intensity Class: G*6

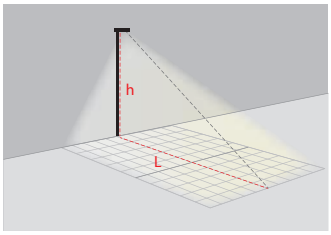

d = L/h
h = Installation height
L = Width of area to illuminate

A - Asymmetric optic

LED

A60
h = 7 / d = 2

A45
h = 7 / d = 1.6

Compositions

Pole-top and wall-mounted installation

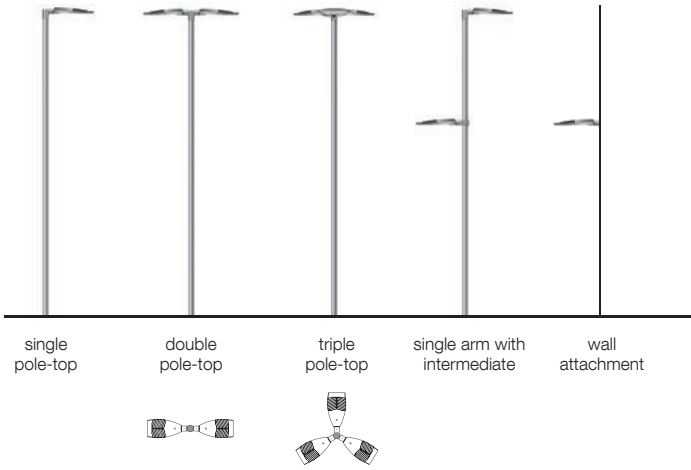

single pole-top | double pole-top | triple pole-top | single arm with intermediate | wall attachment

Shaped poles



pole with single arm | pole with arm Double | tapered curved pole | tapered curved pole with intermediate fitting



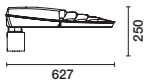

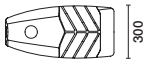

W	lm	optic	code colour
Midnight - DALI **Ending part from ø 46 to ø 76 mm**			
LED			
4000K - CRI 70 - Middle of the night			
29W	**3360**	**ST1**	**ED33** 15
49W	**6030**	**ST1**	**ED34** 15
70W	**8700**	**ST1**	**ED35** 15
56W	**7120**	**ST1.2**	**ED36** 15
3000K - CRI 70 - Middle of the night			
29W	**3250**	**ST1**	**ED37** 15
49W	**5830**	**ST1**	**ED38** 15
70W	**8420**	**ST1**	**ED39** 15
56W	**6890**	**ST1.2**	**ED40** 15

Interfaces & remote units	code	colour
Programming Interface DALI	**MY92**	00



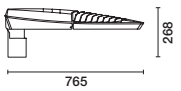

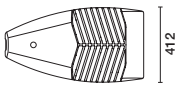

W	lm	optic	code colour
Midnight - DALI **Ending part from ø 46 to ø 76 mm**			
LED			
4000K - CRI 70 - Middle of the night			
26W	**3320**	**ST1**	**ED07** 15
46W	**5970**	**ST1**	**ED08** 15
70W	**9370**	**ST1**	**ED09** 15
139W	**17050**	**ST1**	**ED10** 15
34W	**4360**	**ST1.2**	**ED11** 15
53W	**7010**	**ST1.2**	**ED12** 15
70W	**9490**	**ST1.2**	**ED13** 15
34W	**4040**	**ST1C**	**ED16** 15
53W	**6500**	**ST1C**	**ED17** 15
85W	**11210**	**A60**	**ED14** 15
154W	**19660**	**A60**	**ED15** 15
85W	**10040**	**A45**	**ED18** 15
154W	**17610**	**A45**	**ED19** 15
3000K - CRI 70 - Middle of the night			
26W	**3210**	**ST1**	**ED20** 15
46W	**5780**	**ST1**	**ED21** 15
70W	**9070**	**ST1**	**ED22** 15
139W	**16500**	**ST1**	**ED23** 15
34W	**4220**	**ST1.2**	**ED24** 15
53W	**6780**	**ST1.2**	**ED25** 15
70W	**9180**	**ST1.2**	**ED26** 15
34W	**3910**	**ST1C**	**ED29** 15
53W	**6290**	**ST1C**	**ED30** 15
85W	**10850**	**A60**	**ED27** 15
154W	**19030**	**A60**	**ED28** 15
85W	**9710**	**A45**	**ED31** 15
154W	**17040**	**A45**	**ED32** 15



Rokeby Road - Subiaco, Australia
Architectural Project:
Blackwell & Associates
Photo: Ron Tan

Data refer to system luminous flux.
Technical information may change alongside technological progress. Consult iguzzini.com for ongoing updates.

Installation on pole top

		ø pole coupling	code colour
Double	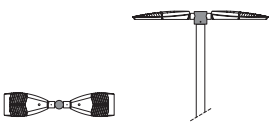	102	**6165** 15
triple	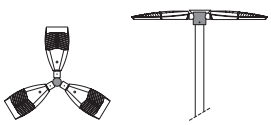	102	**6166** 15
intermediate fitting L=300	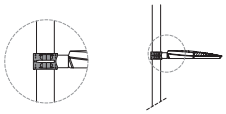	102	**6156** 15
		120	**6159** 15
pole reducer	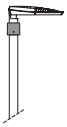	from ø 102 to ø 76	**6134** 15



Wall-mounted installation

		code colour
wall attachment	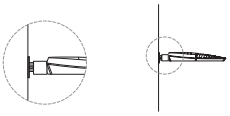	**6160** 15



cylindrical poles for installation on pole top with 3 optical assemblies

	h above ground	ø pole	code colour
below ground 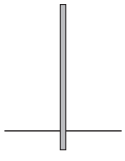	6000	102	**1542** 15
	7000	102	**1543** 15
	8000	127/102	**1544** 15
with plate 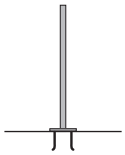	6000	159/102	**1597** 15
	7000	159/102	**1598** 15
	8000	159/102	**1599** 15

tapered poles for installation on pole tops with 1 optical assembly

	h above ground	ø pole	code colour
below ground 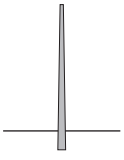	4000	106-60	**1275** 15
	7000	138-60	**1281** 15
	9000	158-60	**1282** 15
with plate 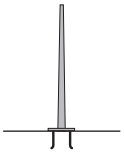	7000	130-60	**1283** 15
	9000	150-60	**1284** 15

15 GREY

74 GREY/ BLACK

cylindrical poles for installation on pole top with 1/2 optical assemblies

	h above ground	ø pole	ø tang	code colour
below ground	5000	102		**1205** 15
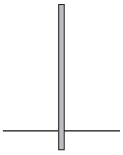	6000	102	76	**1518** 15
	7000	120	102	**1519** 15
	8000	120	102	**1520** 15
with plate	5000	102		**1344** 15
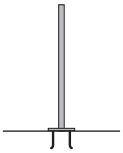	6000	120	102	**1521** 15
	7000	120	102	**1522** 15
	8000	120	102	**1523** 15

The technical characteristics of the poles are detailed on page 529
Fixing plate with anchor bolts to be ordered separately (page 536)

shaped poles

	h above ground	ø pole	ø lateral coupling	code colour
below ground	with single arm			
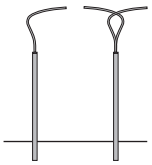	6700	160	76	**1511** 74
	8700	160	76	**1515** 74
	with double arm			
	6700	160	76	**1585** 74
	8700	160	76	**1588** 74
with plate	with single arm			
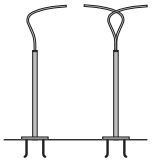	6700	160	76	**1566** 74
	8700	160	76	**1570** 74
	with double arm			
	6700	160	76	**1909** 74
	8700	160	76	**1910** 74
	curved tapered			
	6000	147 max	60	**1506** 15
	6000	147 max	60	***1508** 15
	8000	172 max	60	**1507** 15
	8000	172 max	60	***1509** 15

* Versions with intermediate fitting

accessory for curved tapered poles

		code colour
decorative tip with LED	LED Blue	**BZC5** 01
	LED Neutral white	**BZC6** 01


INCONTRA

Quid

design Enzo Eusebi

Award
German Design Award





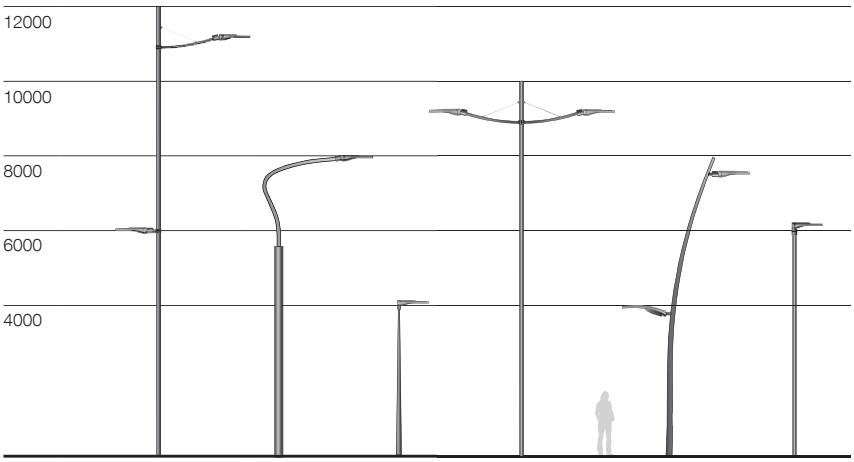

Macerata, Italy
Photo: iGuzzini archive

Quid

- Urban lighting system intended for use with LED light sources.
- Installation on poles with pole-tops and lateral arms or whip-type poles with terminals measuring ø 42 to ø 60mm or ø 60 to ø 76 mm.
- Optical compartment in die-cast aluminium; hot dip galvanised steel tubular arms; sodium-calcium sealing glass, 5 mm thick, siliconed to frame that closes the LED compartment with a clip.
- No upwards dispersion of the luminous flux.
- Adjustable optical compartment
- High visual comfort.
- High yield optics (Opti Smart Lens) (with polymer optic lenses and uniform light distribution).
- No photo-biological risks. This luminaire is in the “Exempt Group” (no risk linked to infrared, blue light and UV radiation) in accordance with EN 62471:2008.
- The luminaire can be programmed using the interface for luminous flux adjustment.
- The fixture can be converted in Midnight and Bi-power mode using the same interface.
- DALI driver compatible with remote management systems.
- Overvoltage protection: 10kV in Common Mode (CM), 6kV in Differential Mode (DM).
- An active control system changes the current intensity in order to maintain the lifespan of the LEDs even under extreme thermal conditions.
- Replaceable LED group.
- Driver unit can be replaced without needing tools.
- All external screws used are in A2 stainless steel.
- Product equipped with Nema 7-PIN Dali Fitting complete with protective cap.



Optical compartment can be opened without using tools



Product adjustability + 20 ° / -5 ° to top of pole + 5 ° / -20 ° lateral

Optics

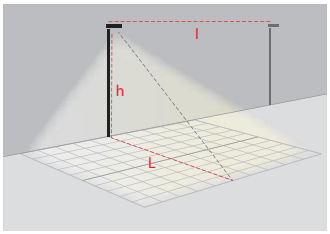

d = L/h
h = Installation height
L = Width of area to illuminate
l = Distance between poles

ST - Road optics

LED

ST1
l = 4h / d = 1
Intensity Class: G*3

ST1.2
l = 4h / d = 1.2
Intensity Class: G*3

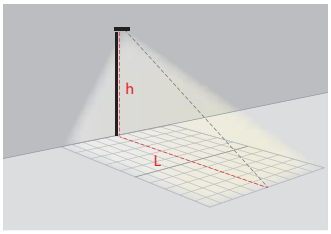

d = L/h
h = Installation height
L = Width of area to illuminate

A - Asymmetric optic

LED

A45
h = 7 / d = 1.6

Compositions

Pole-top

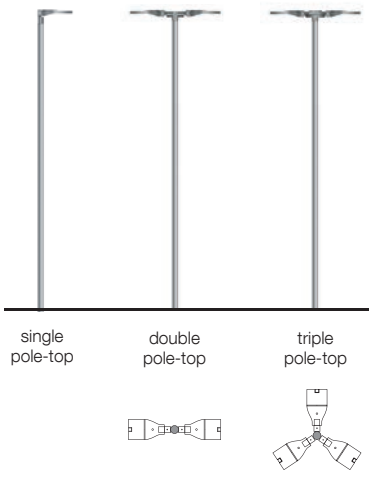

single pole-top

double pole-top

triple pole-top

Arms



arms L=900 (double installation)

single arm L=900 with intermediate

Shaped poles



pole with single arm

pole with double arm

tapered curved pole with intermediate fitting

tapered curved pole

wall attachment



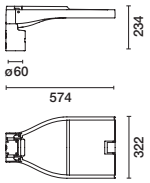

W	lm	optic	code colour
High Efficiency **Ending part from ø 42 to ø 60 mm**			
LED			
4000K - CRI 70 - DALI			
13W	**1510**	**ST1**	**E965** 15
18W	**2260**	**ST1**	**E967** 15
24W	**3010**	**ST1**	**E968** 15
29W	**3760**	**ST1**	**E970** 15
34W	**4500**	**ST1**	**EC62** 15
13W	**1470**	**ST1.2**	**E971** 15
24W	**2940**	**ST1.2**	**E972** 15
34W	**4390**	**ST1.2**	**E974** 15
3000K - CRI 70 - DALI			
13W	**1460**	**ST1**	**E976** 15
18W	**2190**	**ST1**	**E978** 15
24W	**2910**	**ST1**	**E979** 15
29W	**3630**	**ST1**	**EB97** 15
34W	**4350**	**ST1**	**EC74** 15
13W	**1420**	**ST1.2**	**EB98** 15
24W	**2840**	**ST1.2**	**EB99** 15
34W	**4250**	**ST1.2**	**EC01** 15
High Efficiency - with on/off disconnecting switch **Ending part from ø 42 to ø 60 mm**			
LED			
4000K - CRI 70 - DALI			
24W	**3010**	**ST1**	**E975** 15
34W	**4500**	**ST1**	**EC70** 15
3000K - CRI 70 - DALI			
24W	**2910**	**ST1**	**EC02** 15
34W	**4350**	**ST1**	**EC82** 15



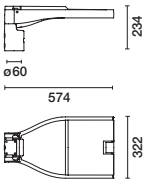

W	lm	optic	code colour
High Output **Ending part from ø 42 to ø 60 mm**			
LED			
4000K - CRI 70 - DALI			
39W	**4200**	**ST1**	**EC59** 15
57W	**6260**	**ST1**	**E966** 15
75W	**8270**	**ST1**	**EC60** 15
80W	**9140**	**ST1**	**E969** 15
84W	**9890**	**ST1**	**EC61** 15
39W	**4090**	**ST1.2**	**EC63** 15
75W	**8070**	**ST1.2**	**EC64** 15
84W	**9650**	**ST1.2**	**E973** 15
57W	**6420**	**A45**	**EC65** 15
80W	**9360**	**A45**	**EC66** 15
3000K - CRI 70 - DALI			
39W	**4060**	**ST1**	**EC71** 15
57W	**6060**	**ST1**	**E977** 15
75W	**8000**	**ST1**	**EC72** 15
80W	**8840**	**ST1**	**E980** 15
84W	**9570**	**ST1**	**EC73** 15
39W	**3960**	**ST1.2**	**EC75** 15
75W	**7810**	**ST1.2**	**EC76** 15
84W	**9340**	**ST1.2**	**EC00** 15
57W	**6210**	**A45**	**EC77** 15
80W	**9060**	**A45**	**EC78** 15
High Output - with on/off disconnecting switch **Ending part from ø 42 to ø 60 mm**			
LED			
4000K - CRI 70 - DALI			
39W	**4200**	**ST1**	**EC67** 15
75W	**8270**	**ST1**	**EC68** 15
84W	**9890**	**ST1**	**EC69** 15
3000K - CRI 70 - DALI			
39W	**4060**	**ST1**	**EC79** 15
75W	**8000**	**ST1**	**EC80** 15
84W	**9570**	**ST1**	**EC81** 15

Data refer to system luminous flux.
Technical information may change alongside technological progress. Consult iguzzini.com for ongoing updates.

Quid



15
GREY

iguzzini.com code finder / download design files / save and organize favorites

new
Available from April



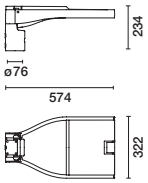

W	lm	optic	code colour
High Efficiency **Ending part from ø 60 to ø 76 mm**			
LED			
4000K - CRI 70 - DALI			
13W	**1510**	**ST1**	**EC03** 15
18W	**2260**	**ST1**	**EC05** 15
24W	**3010**	**ST1**	**EC06** 15
29W	**3760**	**ST1**	**EC08** 15
34W	**4500**	**ST1**	**EC86** 15
13W	**1470**	**ST1.2**	**EC09** 15
24W	**2940**	**ST1.2**	**EC10** 15
34W	**4390**	**ST1.2**	**EC12** 15
3000K - CRI 70 - DALI			
13W	**1460**	**ST1**	**EC14** 15
18W	**2190**	**ST1**	**EC16** 15
24W	**2910**	**ST1**	**EC17** 15
29W	**3630**	**ST1**	**EC19** 15
34W	**4350**	**ST1**	**EC98** 15
13W	**1420**	**ST1.2**	**EC20** 15
24W	**2840**	**ST1.2**	**EC21** 15
34W	**4250**	**ST1.2**	**EC23** 15
High Efficiency - with on/off disconnecting switch **Ending part from ø 60 to ø 76 mm**			
LED			
4000K - CRI 70 - DALI			
24W	**3010**	**ST1**	**EC13** 15
34W	**4500**	**ST1**	**EC94** 15
3000K - CRI 70 - DALI			
24W	**2910**	**ST1**	**EC24** 15
34W	**4350**	**ST1**	**ED06** 15



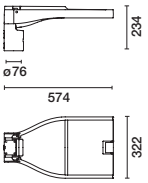

W	lm	optic	code colour
High Output **Ending part from ø 60 to ø 76 mm**			
LED			
4000K - CRI 70 - DALI			
39W	**4200**	**ST1**	**EC83** 15
57W	**6260**	**ST1**	**EC04** 15
75W	**8270**	**ST1**	**EC84** 15
80W	**9140**	**ST1**	**EC07** 15
84W	**9890**	**ST1**	**EC85** 15
39W	**4090**	**ST1.2**	**EC87** 15
75W	**8070**	**ST1.2**	**EC88** 15
84W	**9650**	**ST1.2**	**EC11** 15
57W	**6420**	**A45**	**EC89** 15
80W	**9360**	**A45**	**EC90** 15
3000K - CRI 70 - DALI			
39W	**4060**	**ST1**	**EC95** 15
57W	**6060**	**ST1**	**EC15** 15
75W	**8000**	**ST1**	**EC96** 15
80W	**8840**	**ST1**	**EC18** 15
84W	**9570**	**ST1**	**EC97** 15
39W	**3960**	**ST1.2**	**EC99** 15
75W	**7810**	**ST1.2**	**ED00** 15
84W	**9340**	**ST1.2**	**EC22** 15
57W	**6210**	**A45**	**ED01** 15
80W	**9060**	**A45**	**ED02** 15
High Output - with on/off disconnecting switch **Ending part from ø 60 to ø 76 mm**			
LED			
4000K - CRI 70 - DALI			
39W	**4200**	**ST1**	**EC91** 15
75W	**8270**	**ST1**	**EC92** 15
84W	**9890**	**ST1**	**EC93** 15
3000K - CRI 70 - DALI			
39W	**4060**	**ST1**	**ED03** 15
75W	**8000**	**ST1**	**ED04** 15
84W	**9570**	**ST1**	**ED05** 15

new



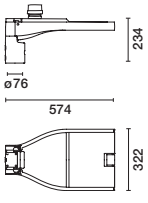

W	lm	optic	code colour
NEMA			
LED			
4000K - CRI 70 - DALI			
38W	**4200**	**ST1**	**EH86** 15
57W	**6260**	**ST1**	**EN29** 15
75W	**9890**	**ST1**	**EN30** 15
3000K - CRI 70 - DALI			
38W	**3920**	**ST1**	**EN31** 15
57W	**5860**	**ST1**	**EN32** 15
75W	**9250**	**ST1**	**EN33** 15

iguzzini.com code finder / download design files / save and organize favorites

new
Available from April



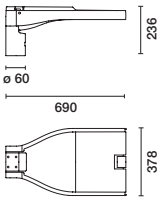

W	lm	optic	code colour
Ending part from ø 42 to ø 60 mm			
LED			
4000K - CRI 70 - DALI			
112W	**13020**	**ST1**	**EF59** 15
129W	**15010**	**ST1**	**E921** 15
144W	**17080**	**ST1**	**E922** 15
153W	**18560**	**ST1**	**E923** 15
129W	**14640**	**ST1.2**	**E924** 15
144W	**16660**	**ST1.2**	**E925** 15
153W	**18110**	**ST1.2**	**E926** 15
129W	**15370**	**A45**	**E927** 15
153W	**19010**	**A45**	**E928** 15
3000K - CRI 70 - DALI			
112W	**12600**	**ST1**	**EF60** 15
129W	**14520**	**ST1**	**E929** 15
144W	**16530**	**ST1**	**E930** 15
153W	**17960**	**ST1**	**E931** 15
129W	**14170**	**ST1.2**	**E932** 15
144W	**16120**	**ST1.2**	**E933** 15
153W	**17520**	**ST1.2**	**E934** 15
129W	**14880**	**A45**	**E935** 15
153W	**18400**	**A45**	**E936** 15
With on/off disconnecting switch **Ending part from ø 42 to ø 60 mm**			
LED			
4000K - CRI 70 - DALI			
112W	**13020**	**ST1**	**EF63** 15
129W	**15010**	**ST1**	**E953** 15
144W	**17080**	**ST1**	**E954** 15
153W	**18560**	**ST1**	**E955** 15
3000K - CRI 70 - DALI			
112W	**12600**	**ST1**	**EF64** 15
129W	**14520**	**ST1**	**E956** 15
144W	**16530**	**ST1**	**E957** 15
153W	**17960**	**ST1**	**E958** 15



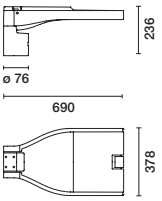

W	lm	optic	code colour
Ending part from ø 60 to ø 76 mm			
LED			
4000K - CRI 70 - DALI			
112W	**13020**	**ST1**	**EF61** 15
129W	**15010**	**ST1**	**E937** 15
144W	**17080**	**ST1**	**E938** 15
153W	**18560**	**ST1**	**E939** 15
129W	**14640**	**ST1.2**	**E940** 15
144W	**16660**	**ST1.2**	**E941** 15
153W	**18110**	**ST1.2**	**E942** 15
129W	**15370**	**A45**	**E943** 15
153W	**19010**	**A45**	**E944** 15
3000K - CRI 70 - DALI			
112W	**12600**	**ST1**	**EF62** 15
129W	**14520**	**ST1**	**E945** 15
144W	**16530**	**ST1**	**E946** 15
153W	**17960**	**ST1**	**E947** 15
129W	**14170**	**ST1.2**	**E948** 15
144W	**16120**	**ST1.2**	**E949** 15
153W	**17520**	**ST1.2**	**E950** 15
129W	**14880**	**A45**	**E951** 15
153W	**18400**	**A45**	**E952** 15
With on/off disconnecting switch **Ending part from ø 60 to ø 76 mm**			
LED			
4000K - CRI 70 - DALI			
112W	**13020**	**ST1**	**EF65** 15
129W	**15010**	**ST1**	**E959** 15
144W	**17080**	**ST1**	**E960** 15
153W	**18560**	**ST1**	**E961** 15
3000K - CRI 70 - DALI			
112W	**12600**	**ST1**	**EF66** 15
129W	**14520**	**ST1**	**E962** 15
144W	**16530**	**ST1**	**E963** 15
153W	**17960**	**ST1**	**E964** 15

new



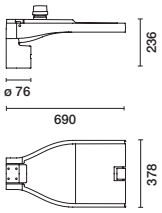

W	lm	optic	code colour
NEMA			
LED			
4000K - CRI 70 - DALI			
112W	**13020**	**ST1**	**EN34** 15
129W	**15020**	**ST1**	**EN35** 15
144W	**17060**	**ST1**	**EN36** 15
153W	**18520**	**ST1**	**EN37** 15
3000K - CRI 70 - DALI			
112W	**12600**	**ST1**	**EN38** 15
129W	**14050**	**ST1**	**EN39** 15
144W	**17060**	**ST1**	**EN40** 15
153W	**18520**	**ST1**	**EN41** 15

Interfaces & remote units	code	colour
Programming Interface DALI	**MY92**	00

Control gear	code	colour
Cable set for programming Interface DALI	**MZ36**	00

Mounting accessories	code	colour
Pole reducer		
from ø 102 to 76	**6134**	15

Data refer to system luminous flux.
Technical information may change alongside technological progress. Consult iguzzini.com for ongoing updates.

Quid

15
GREY

installation with arms on cylindrical poles

	length	ø pole	code colour
Single	900	102	**6154** 15
	900	120	**6157** 15

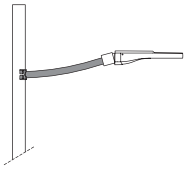

The counter flange must also be ordered in order to secure the arm to the pole.

with tie-rod	1500	102	**6155** 15
	1500	120	**6158** 15

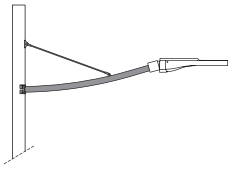

The counter flange must also be ordered in order to secure the arm to the pole.

counter flange		102	**6161** 15
		120	**6162** 15

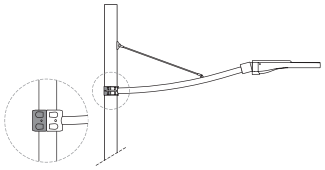

To be ordered to secure the single arm to the pole. Not required when installing two opposite arms.

flange adapter		89 (102)	**6163** 15
		114 (120)	**6164** 15

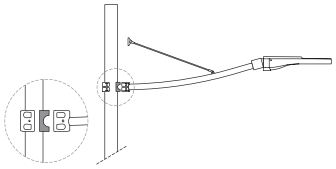

Allows the installation of the arms on poles having diameters of ø 89 - ø 114 - ø mm.

wall attachment **6160** 15

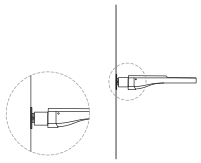

Installation on pole top

	ø pole coupling	code colour
Double	102	**6165** 15

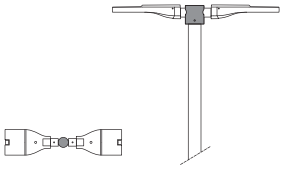

triple	102	**6166** 15

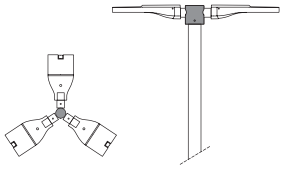

pole reducer	from 102 to 76	**6134** 15

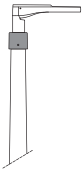

intermediate installation

	length	ø pole	code colour
intermediate fitting	300	102	**6156** 15
	300	120	**6159** 15

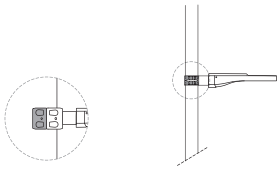

All arms of various sizes can be installed using flanges, with single or double composition.

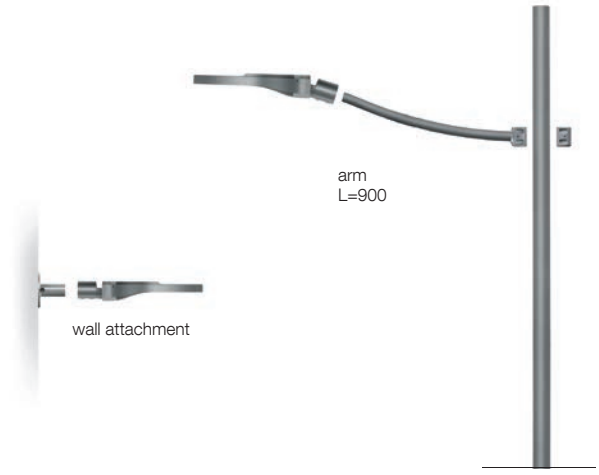

The Quid optical assembly can be installed with pole top with terminal block ø 60 to ø 76 mm.
A reducer is available for ø 102 mm poles to allow installation.



15 GREY

74 GREY/ BLACK

cylindrical poles for installation on pole top with 3 optical assemblies or for arms

	h above ground	ø pole	code colour
below ground	6000	102	**1542** 15
	7000	102	**1543** 15
	8000	127/102	**1544** 15
	9000	194/120	**1545** 15
	10000	194/120	**1546** 15
	12000	194/120	**1552** 15
with plate	6000	159/102	**1597** 15
	7000	159/102	**1598** 15
	8000	159/102	**1599** 15
	9000	194/120	**1547** 15
	10000	194/120	**1548** 15
	12000	194/120	**1554** 15

tapered poles for installation on pole tops with 1 optical assembly

	h above ground	ø pole	code colour
below ground	4000	106-60	**1275** 15
	7000	138-60	**1281** 15
	9000	158-60	**1282** 15
with plate	7000	130-60	**1283** 15
	9000	150-60	**1284** 15

cylindrical poles for installation on pole top with 1/2 optical assemblies

	h above ground	ø pole	ø tang	code colour
below ground	5000	102		**1205** 15
	6000	102	76	**1518** 15
	7000	120	102	**1519** 15
	8000	120	102	**1520** 15
with plate	5000	102		**1344** 15
	6000	120	102	**1521** 15
	7000	120	102	**1522** 15
	8000	120	102	**1523** 15

shaped poles

	h above ground	ø pole	ø fitting side	code colour
below ground	with single arm			
	6700	160	76	**1511** 74
	8700	160	76	**1515** 74
	with double arm			
	6700	160	76	**1585** 74
	8700	160	76	**1588** 74
with plate	with single arm			
	6700	160	76	**1566** 74
	8700	160	76	**1570** 74
	with double arm			
	6700	160	76	**1909** 74
	8700	160	76	**1910** 74
	curved tapered			
	6000	147 max	60	**1506** 15
	6000	147 max	60	***1508** 15
	8000	172 max	60	**1507** 15
	8000	172 max	60	***1509** 15

* Versions with intermediate fitting

cylindrical poles for installation on pole tops with 1 optical assembly

	h above ground	ø pole	ø tang	code colour
below ground	2500	60		**E062** 15
	3500	60		**E063** 15
	4000	76	60	**E064** 15

accessory for curved tapered poles

		code colour
decorative tip with LED	LED Blue	**BZC5** 01
	LED Neutral white	**BZC6** 01

The technical characteristics of the poles are detailed on page 529
Fixing plate with anchor bolts to be ordered separately (page 536)




268x529
328x644

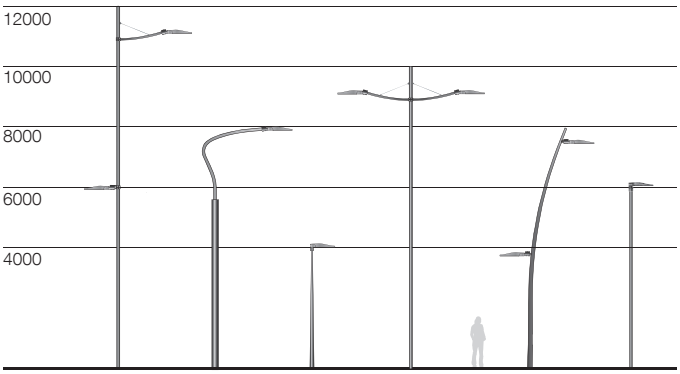
12000
10000
8000
6000
4000



- Urban lighting system intended for use with LED light sources.
- Installation on poles with side arms or whip-like terminal parts from ø 42 to ø 76 mm.
- Optical compartment in die-cast aluminium; hot dip galvanised steel tubular arms; sodium-calcium tempered protection glass, with 5 mm thickness.
- No upwards dispersion of the luminous flux.
- Adjustable optical compartment
- High visual comfort.
- High yield optics (Opti Smart Lens) (with polymer optic lenses and uniform light distribution).
- No photo-biological risks. This luminaire is in the “Exempt Group” (no risk linked to infrared, blue light and UV radiation) in accordance with EN 62471:2008.
- The luminaire can be programmed using the interface for luminous flux adjustment.
- The luminaire is supplied in Midnight mode and can be converted into ON-OFF mode using the same interface.
- DALI driver compatible with remote management systems.
- Overvoltage protection: 10kV in Common Mode (CM), 6kV in Differential Mode (DM).
- An active control system changes the current intensity in order to maintain the lifespan of the LEDs even under extreme thermal conditions.
- All external screws used are in A2 stainless steel.
- Product equipped with Nema 7-PIN Dali Fitting complete with protective cap.

Optics

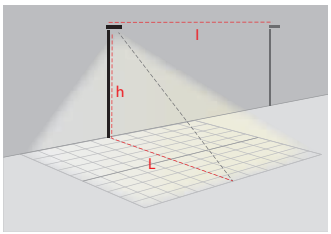

d = L/h
h = Installation height
L = Width of area to illuminate
l = Distance between poles

ST - Road optics

LED

ST1
l = 4h / d = 1
Intensity Class: G*3

ST1.2
l = 4h / d = 1.2
Intensity Class: G*3

ST0.5
l = 3.7h / d = 1
Intensity Class: G*3

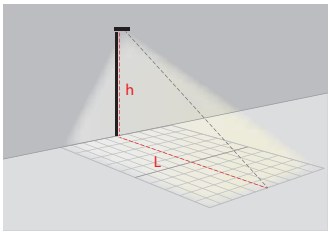

d = L/h
h = Installation height
L = Width of area to illuminate

A - Asymmetric optic

LED

A45
h = 7 / d = 1.6

Compositions

Pole-top



single pole-top

double pole-top



triple pole-top



Arms



arms L=900 (double installation)

single arm L=900 with intermediate

Shaped poles



pole with single arm

pole with double arm

tapered curved pole with intermediate fitting

tapered curved pole

wall attachment

Street

15
GREY

iguzzini.com code finder / download design files / save and organize favorites

new
Nema: available as of May
HO with outgoing cable: available as of June



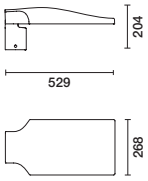

W	lm	optic	code colour
High Efficiency **Ending part from ø 46 to ø 76 mm**			
LED			
3000K - CRI 70 - 1-10V			
44W	**5900**	**ST1**	**EH66** 15
4000K - CRI 70 - Middle of the night			
23W	**3050**	**ST1**	**EH77** 15
33W	**4460**	**ST1**	**EH59** 15
3000K - CRI 70 - Middle of the night			
23W	**2950**	**ST1**	**EH78** 15
33W	**4310**	**ST1**	**EH61** 15
56W	**7360**	**ST1**	**EH67** 15
High Output **Ending part from ø 46 to ø 76 mm**			
LED			
3000K - CRI 70 - 1-10V			
67W	**8710**	**ST1**	**EH68** 15
72W	**8400**	**ST1.2**	**EH62** 15
4000K - CRI 70 - Middle of the night			
35W	**4350**	**ST0.5**	**EF67** 15
35W	**4250**	**ST1**	**EH69** 15
44W	**5560**	**ST1**	**EH70** 15
64W	**7550**	**ST1**	**EH75** 15
72W	**8680**	**ST1**	**EH71** 15
84W	**9900**	**ST1**	**EF68** 15
35W	**4200**	**ST1.2**	**EF69** 15
64W	**7550**	**ST1.2**	**EF70** 15
72W	**8680**	**ST1.2**	**EH60** 15
84W	**9900**	**ST1.2**	**EF71** 15
35W	**4400**	**A45**	**EF72** 15
64W	**7820**	**A45**	**EF73** 15
84W	**10390**	**A45**	**EF74** 15
3000K - CRI 70 - Middle of the night			
35W	**4210**	**ST0.5**	**EF75** 15
35W	**4110**	**ST1**	**EH72** 15
44W	**5380**	**ST1**	**EH73** 15
64W	**7300**	**ST1**	**EH76** 15
72W	**8400**	**ST1**	**EH74** 15
84W	**9580**	**ST1**	**EF76** 15
35W	**4060**	**ST1.2**	**EF77** 15
64W	**7300**	**ST1.2**	**EF78** 15
84W	**9580**	**ST1.2**	**EF79** 15
35W	**4260**	**A45**	**EF80** 15
64W	**7570**	**A45**	**EF81** 15
84W	**10050**	**A45**	**EF82** 15

new



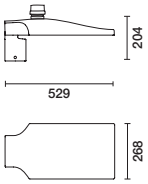

W	lm	optic	code colour
High Output **Ending part from ø 46 to ø 76 mm** **NEMA**			
LED			
4000K - CRI 70 - DALI			
35W	**4190**	**ST1**	**EH80** 15
65W	**7500**	**ST1**	**EH81** 15
88W	**9810**	**ST1**	**EH82** 15
3000K - CRI 70 - DALI			
35W	**4060**	**ST1**	**EH83** 15
65W	**7200**	**ST1**	**EH84** 15
85W	**9490**	**ST1**	**EH85** 15

new



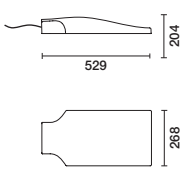

W	lm	optic	code colour
High Output **Complete with outgoing power supply cable** **All glass**			
LED			
4000K - CRI 70 - Middle of the night			
30W	**3500**	**ST0.5**	**EN58** 15
65W	**7500**	**ST0.5**	**EN66** 15
82W	**9810**	**ST0.5**	**EN76** 15
31W	**3500**	**ST1**	**EN59** 15
35W	**4200**	**ST1**	**EN64** 15
65W	**7500**	**ST1**	**EN67** 15
75W	**8600**	**ST1**	**EN74** 15
85W	**9810**	**ST1**	**EN77** 15
31W	**3500**	**ST1.2**	**EN60** 15
65W	**7500**	**ST1.2**	**EN68** 15
85W	**9810**	**ST1.2**	**EN78** 15
62W	**7500**	**A45**	**EN69** 15
80W	**9810**	**A45**	**EN79** 15
3000K - CRI 70 - Middle of the night			
31W	**3500**	**ST0.5**	**EN61** 15
68W	**7500**	**ST0.5**	**EN70** 15
85W	**9810**	**ST0.5**	**EN80** 15
32W	**3500**	**ST1**	**EN62** 15
36W	**4200**	**ST1**	**EN65** 15
68W	**7500**	**ST1**	**EN71** 15
79W	**8600**	**ST1**	**EN75** 15
88W	**9810**	**ST1**	**EN81** 15
32W	**3500**	**ST1.2**	**EN63** 15
68W	**7500**	**ST1.2**	**EN72** 15
88W	**9810**	**ST1.2**	**EN82** 15
65W	**7500**	**A45**	**EN73** 15
83W	**9810**	**A45**	**EN83** 15

iguzzini.com code finder / download design files / save and organize favorites

new
Available from May



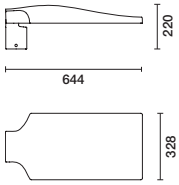

W	lm	optic	code colour
High Efficiency **Ending part from ø 46 to ø 76 mm**			
LED			
4000K - CRI 70 - Middle of the night			
44W	**6100**	**ST1**	**EH63** 15
56W	**7610**	**ST1**	**EH64** 15
67W	**9000**	**ST1**	**EH65** 15
High Output **Ending part from ø 46 to ø 76 mm**			
LED			
4000K - CRI 70 - Middle of the night			
108W	**12820**	**ST1**	**EI20** 15
138W	**15920**	**ST1**	**EF83** 15
149W	**17800**	**ST1**	**EF84** 15
153W	**18560**	**ST1**	**EF85** 15
149W	**17800**	**ST1.2**	**EF86** 15
153W	**18560**	**ST1.2**	**EF87** 15
138W	**16680**	**A45**	**EF88** 15
153W	**19690**	**A45**	**EF89** 15
3000K - CRI 70 - Middle of the night			
108W	**12400**	**ST1**	**EI21** 15
138W	**15400**	**ST1**	**EF90** 15
149W	**17220**	**ST1**	**EF91** 15
153W	**17960**	**ST1**	**EF92** 15
149W	**17220**	**ST1.2**	**EF93** 15
153W	**17960**	**ST1.2**	**EF94** 15
138W	**16150**	**A45**	**EF95** 15
153W	**19060**	**A45**	**EF96** 15

new



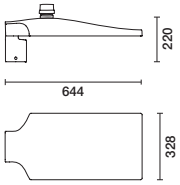

W	lm	optic	code colour
High Output **Ending part from ø 46 to ø 76 mm** **NEMA**			
LED			
4000K - CRI 70 - DALI			
108W	**12660**	**ST1**	**EN42** 15
138W	**15730**	**ST1**	**EN43** 15
149W	**17370**	**ST1**	**EN44** 15
153W	**18330**	**ST1**	**EN45** 15
3000K - CRI 70 - DALI			
108W	**12260**	**ST1**	**EN46** 15
138W	**15220**	**ST1**	**EN47** 15
149W	**16810**	**ST1**	**EN48** 15
153W	**17740**	**ST1**	**EN49** 15

Interfaces & remote units	code	colour
Programming Interface DALI	**X430** 00 for versions with DALI **X410** 00 for Middle of the night versions	

Mounting accessories	code	colour
Pole reducer from ø 102 to 76	**6134**	15



Civitanova, Lungomare Nord - Civitanova Marche, Italy
Photo: Giuseppe Saluzzi

Data refer to system luminous flux.
Technical information may change alongside technological progress. Consult iguzzini.com for ongoing updates.

installation with arms on cylindrical poles

	length	ø pole	code colour
Single	900	102	**6154** 15
	900	120	**6157** 15

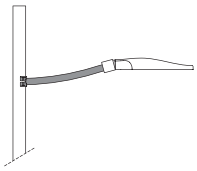

The counter flange must also be ordered in order to secure the arm to the pole.

with tie-rod	1500	102	**6155** 15
	1500	120	**6158** 15

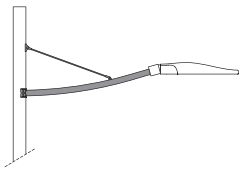

The counter flange must also be ordered in order to secure the arm to the pole.

counter flange		102	**6161** 15
		120	**6162** 15

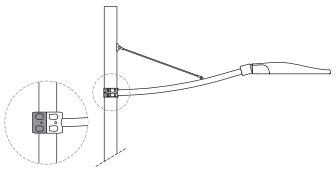

To be ordered to secure the single arm to the pole. Not required when installing two opposite arms.

flange adapter		89 (102)	**6163** 15
		114 (120)	**6164** 15

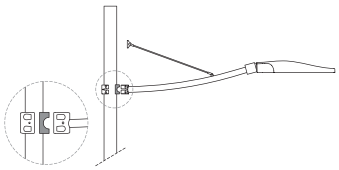

Allows the installation of the arms on poles having diameters of ø 89 - ø 114 - ø mm.

wall attachment **6160** 15

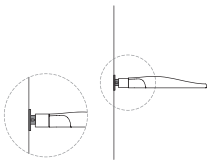

Installation on pole top

	ø pole coupling	code colour
Double	102	**6165** 15

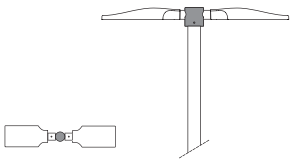

triple	102	**6166** 15

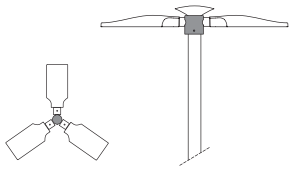

pole reducer	from 102 to 76	**6134** 15

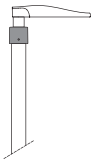

intermediate installation

	length	ø pole	code colour
intermediate fitting	300	102	**6156** 15
	300	120	**6159** 15

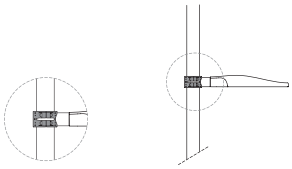

All arms of various sizes can be installed using flanges, with single or double composition.

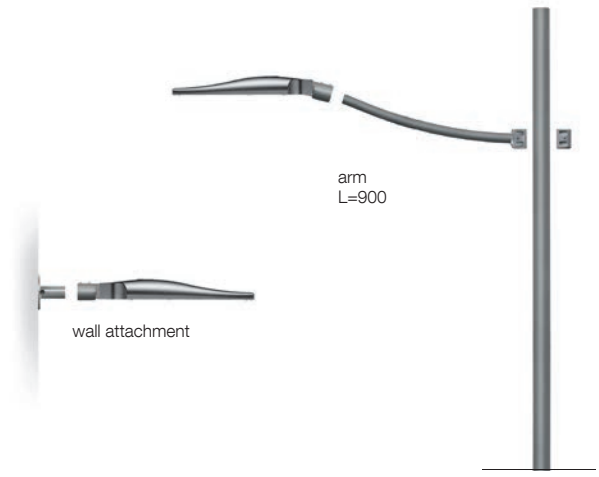

The Street optical compartment can be installed on the pole-tops of ø 46 to ø 76 mm poles.
A reducer is available for ø 102 mm poles to allow installation.



cylindrical poles for installation on pole top with 3 optical assemblies or for arms

	h above ground	ø pole	code colour
below ground	6000	102	**1542** 15
	7000	102	**1543** 15
	8000	127/102	**1544** 15
	9000	194/120	**1545** 15
	10000	194/120	**1546** 15
	12000	194/120	**1552** 15
with plate	6000	159/102	**1597** 15
	7000	159/102	**1598** 15
	8000	159/102	**1599** 15
	9000	194/120	**1547** 15
	10000	194/120	**1548** 15
	12000	194/120	**1554** 15

tapered poles for installation on pole tops with 1 optical assembly

	h above ground	ø pole	code colour
below ground	4000	106-60	**1275** 15
	7000	138-60	**1281** 15
	9000	158-60	**1282** 15
with plate	7000	130-60	**1283** 15
	9000	150-60	**1284** 15

cylindrical poles for installation on pole top with 1/2 optical assemblies

	h above ground	ø pole	ø tang	code colour
below ground	5000	102		**1205** 15
	6000	102	76	**1518** 15
	7000	120	102	**1519** 15
	8000	120	102	**1520** 15
with plate	5000	102		**1344** 15
	6000	120	102	**1521** 15
	7000	120	102	**1522** 15
	8000	120	102	**1523** 15

The technical characteristics of the poles are detailed on page 529
Fixing plate with anchor bolts to be ordered separately (page 536)

shaped poles

	h above ground	ø pole	ø lateral coupling	code colour
below ground	with single arm			
	6700	160	76	**1511** 74
	8700	160	76	**1515** 74
	with double arm			
	6700	160	76	**1585** 74
	8700	160	76	**1588** 74
with plate	with single arm			
	6700	160	76	**1566** 74
	8700	160	76	**1570** 74
	with double arm			
	6700	160	76	**1909** 74
	8700	160	76	**1910** 74
	curved tapered			
	6000	147 max	60	**1506** 15
	6000	147 max	60	***1508** 15
	8000	172 max	60	**1507** 15
	8000	172 max	60	***1509** 15

* Versions with intermediate fitting

accessory for curved tapered poles

		code colour
decorative tip with LED	LED Blue	**BZC5** 01
	LED Neutral white	**BZC6** 01

MultiPalco InOut

design Artec3 Studio



The system is designed to install the Palco InOut floodlight ø 83, ø 119, ø 137, ø 153 and the ø 116 framer. The complete floodlight range is shown on page 612

Opti Smart DALI IP67 IK07

- Urban lighting system intended for use with LED light sources.
- Pole installation with single / double flange for ø 102 diameter poles; Ø120mm.
- Pole installation with single / double arm for ø 102 diameter poles; Ø120mm.
- Wall installation with multiple support for 2, 3 units. Comprising an optical compartment (InOut stage ø83, ø119, ø137 and ø153).
- Comprising an optical compartment and base strip in die-cast aluminium and transparent tempered sodium-calcium safety glass.
- Adjustable optical compartment in the horizontal plane (+90°/-50°).
- Graduated scale and mechanical aiming lock.
- Luminaire ready for pass-through wiring.
- DALI driver compatible with remote management systems.
- Common mode surge protection up to 10KV. differential mode up to 6 KV.
- All screws used are in A2 stainless steel.



140° optical compartment angle



355° optical compartment angle

Optics



* Elliptical optics are obtained by installing the specific accessory.

**Circular shapes and square geometries of variable side can be obtained with the Palco InOut framer.



Lighting distribution

The MultiPalco InOut system, thanks to the double adjustability of the floodlights and the installation flexibility, allows both horizontal surfaces (streets, squares, car parks) and vertical surfaces (facings, monuments, architectonic details) to be illuminated at the same time.


Horizontal and vertical lighting

Compositions

Flanges and supports


multiple support for 2 floodlights

single flange for 1 floodlight

double flange for 2 floodlights

multiple support for 3 floodlights

Horizontal arms


arms for 1 floodlight, single installation

arms for 1 floodlight, double installation


arms for 2 floodlights, single installation


arms for 2 floodlights, double installation

MultiPalco InOut

15
GREY

installation on poles with arms

	length	ø pole	code colour
arm for 1/2 floodlights	400	120	**X411** 15
	390	102	**X412** 15

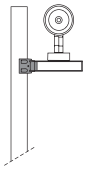

The counter flange must also be ordered in order to secure the arm to the pole.

arm for 2/4 floodlights	795	120	**X413** 15
	785	102	**X414** 15

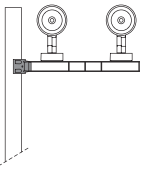

The counter flange must also be ordered in order to secure the arm to the pole.

counter flange	178	120	**6115** 15
	160	102	**6118** 15

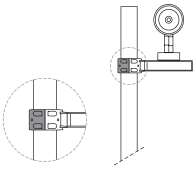

To be ordered to secure the single arm to the pole. Not required when installing two opposite arms.



The floodlight can be installed simultaneously both in the upper and lower part of the arm (max. 2 floodlights on single arm and max. 4 floodlights on double arm). For correct installation of the luminaries, always consult the instruction sheet supplied with the product and the poles.

installation on poles with flanges

	ø pole	code colour
flange for 1 floodlight	120	**X416** 15
	102	**X417** 15

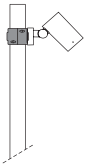

flange for 2 floodlights	120	**X418** 15
	102	**X419** 15

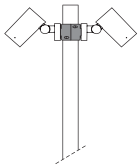



Wall-mounted installation

	code colour
multiple support for 2 floodlights	**6014** 15

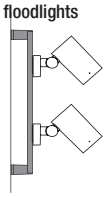

	code colour
multiple support for 3 floodlights	**6015** 15

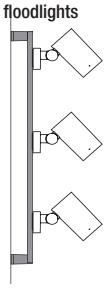



Cylindrical poles

	h above ground	ø pole	code colour
below ground	5000	102	**1205** 15
	5000	120	**1291** 15
	6000	102	**1542** 15
	7000	102	**1543** 15
	7000	120	**1287** 15
	8000	127/102	**1544** 15
	9000	194/120	**1288** 15
	9000	194/120	**1545** 15
	10000	194/120	**1546** 15
	12000	194/120	**1552** 15

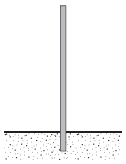

	h above ground	ø pole	code colour
with plate	5000	120	**1292** 15
	6000	159/102	**1597** 15
	7000	159/102	**1598** 15
	8000	159/102	**1599** 15
	9000	194/120	**1547** 15
	10000	194/120	**1548** 15
	12000	194/120	**1554** 15

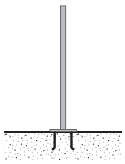

The technical characteristics of the poles are detailed on page 529
Fixing plate with anchor bolts to be ordered separately (page 536)

		code colour
junction box		**1880** 00



For multiple wiring harness on pole with ø≥120mm



The system is designed to install the iPro⌀ 192 floodlight. The complete floodlight range is shown on page 630

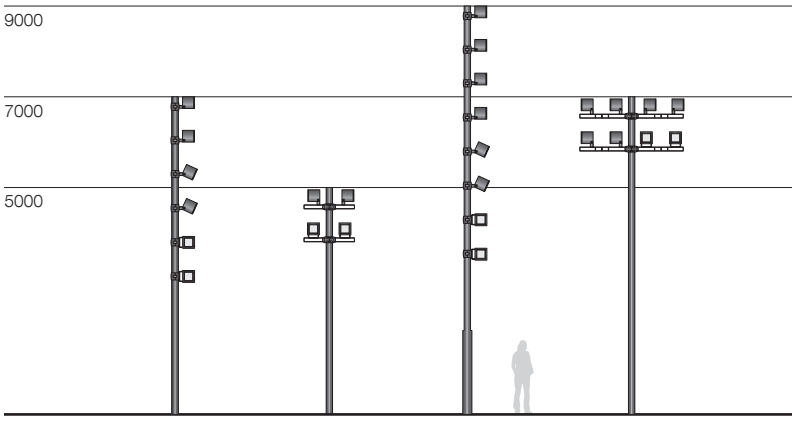

IP67 IK07

- Urban lighting system intended for use with LED light sources.
- Pole installation with single / double flange for ø 102 diameter poles; ø120mm.
- Pole installation with single / double arm for ø 102 diameter poles; ø120mm.
- Wall installation with multiple support for 2, 3 floodlights.
- Consisting of an optical compartment (iPro ⧄192 mm), component holder compartment and adjustable bracket.
- Optical compartment and rear cap in die-cast aluminium; transparent tempered sodium-calcium sealing glass, 4 mm thick, applied with silicon on the optical assembly.
- Graduated scale and mechanical aiming lock.
- Luminaire ready for pass-through wiring.
- IP66.
- All external screws used are in A2 stainless steel.

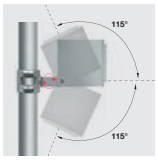

Floodlight-bracket rotation

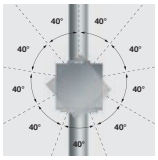

Bracket rotation in 40° steps

Optics



*Elliptical optics are obtained by installing the specific accessory.

Lighting distribution

The MultiPro system, thanks to the double adjustability of the floodlights and the installation flexibility, allows both horizontal surfaces (streets, squares, car parks) and vertical surfaces (facings, monuments, architectonic details) to be illuminated at the same time.


Horizontal and vertical lighting



Compositions

Flanges and supports


multiple support for 2 floodlights

single flange for 1 floodlight

double flange for 2 floodlights

multiple support for 3 floodlights

Horizontal arms


arms for 1 floodlight, single installation


arms for 1 floodlight, double installation


arms for 2 floodlights, single installation


arms for 2 floodlights, double installation

15
GREY

installation on poles with arms

	length	ø pole	code colour
arm for 1/2 floodlights	400	120	**6113** 15
	390	102	**6116** 15

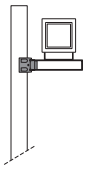

The counter flange must also be ordered in order to secure the arm to the pole.

arm for 2/4 floodlights	795	120	**6114** 15
	785	102	**6117** 15

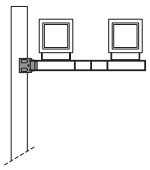

The counter flange must also be ordered in order to secure the arm to the pole.

counter flange	178	120	**6115** 15
	160	102	**6118** 15

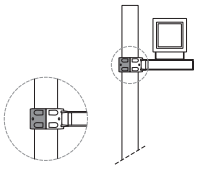

To be ordered to secure the single arm to the pole. Not required when installing two opposite arms.

adapter disk			**6119** 15

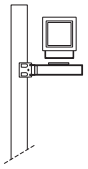

Allows complete rotation of the floodlight on the horizontal arm



The floodlight can be installed simultaneously both in the upper and lower part of the arm (max. 2 floodlights on single arm and max. 4 floodlights on double arm). For correct installation of the luminaries, always consult the instruction sheet supplied with the product and the poles.

installation on poles with flanges

	ø pole	code colour
flange for 1 floodlight	120	**6012** 15
	102	**6111** 15

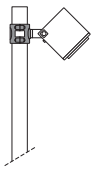

flange for 2 floodlights	120	**6013** 15
	102	**6112** 15

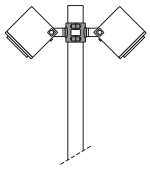



Wall-mounted installation

	code colour
multiple support for 2 floodlights	**6014** 15

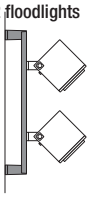

	code colour
multiple support for 3 floodlights	**6015** 15

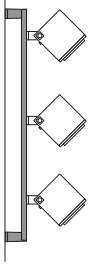

	code colour
Applique clip	**BZM5** 01-15



	code colour
L-shaped bracket	**BZ91** 15

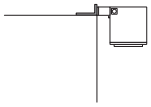

For installation on large frames



Cylindrical poles

	h above ground	ø pole	code colour
below ground	5000	102	**1205** 15
	5000	120	**1291** 15
	6000	102	**1542** 15
	7000	102	**1543** 15
	7000	120	**1287** 15
	8000	127/102	**1544** 15
	9000	120	**1274** 15
	9000	194/120	**1288** 15
	9000	194/120	**1545** 15

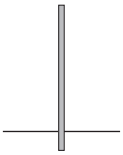

	h above ground	ø pole	code colour
with plate	5000	102	**1344** 15
	5000	120	**1292** 15
	6000	159/102	**1597** 15
	7000	120	**1289** 15
	7000	159/102	**1598** 15
	8000	159/102	**1599** 15
	9000	194/120	**1290** 15
	9000	194/120	**1547** 15

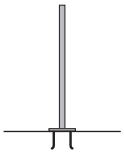

The technical characteristics of the poles are detailed on page 529
Fixing plate with anchor bolts to be ordered separately (page 536)

	code colour
junction box	**1880** 00



For multiple wiring harness on pole with ø≥120mm

MultiWoody

design Mario Cucinella



MaxiWoody
ø 260

MaxiWoody
ø 315



MaxiWoody
ø 380

The system is designed to install MaxiWoody ø 260, ø 315 and ø 380 floodlights. The complete floodlight range is shown on page 642



- Urban lighting system intended for use with LED and discharge light sources.
- Pole installation with single / double flange for ø 102 diameter poles; ø 120.
- Pole installation with single / double arms for ø 102 diameter poles; ø 120.
- Wall installation with multiple support for 2, 3 floodlights.
- Comprising an optical compartment (maxiWoody floodlight ø 260, ø 315 and ø 380) and bracket.
- Optical compartment and frame in aluminium alloy; clear, colourless sodium-calcium tempered sealing glass, 4 mm thick; reflector in super-pure aluminium.
- Dual optical compartment adjustment.
- Graduated scale and mechanical aiming lock.
- The support arms are in 70 micron hot galvanised steel and available in various lengths in pole and wall mount versions; pole fixing with painted aluminium flange, the fixing system does not require any drilling of the pole.
- The poles (tapered) are in galvanised steel available in two different heights: 4 and 7 metres off ground.
- DALI driver compatible with remote management systems.
- Overvoltage protection: 10kV in Common Mode (CM), 6kV in Differential Mode (DM).
- Luminaire ready for pass-through wiring.
- No upwards dispersion of the luminous flux.
- All screws used are in A2 stainless steel.



Floodlight-bracket rotation

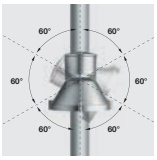

Bracket rotation in 60° steps

Optics

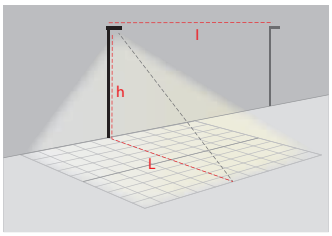

d = L/h
h = Installation height
L = Width of area to illuminate
l = Distance between poles

ST - Road optics

LED

ST1
l = 4h / d = 1
Intensity Class: G*4

ST1.2
l = 4h / d = 1.2
Intensity Class: G*4



SS
a 4°- 6°

S
a 10°-12°

M
a 14°-16°



F
a 30°-32°

WF
a 44°
46°-50°

E*

* Elliptical Optics:
- obtained by installing the respective accessory.

Compositions

Flanges and supports



multiple support for 2 floodlights

single flange for floodlight

double flange for 2 floodlights

multiple support for 3 floodlights

Horizontal arms



arms for 1 floodlight, single installation

arms for 1 floodlight, double installation

arms for 2 floodlights, single installation

arms for 2 floodlights, double installation

MultiWoody

15
GREY

Lighting distribution

The MultiWoody system, thanks to the double adjustability of the floodlights and the installation flexibility, allows both horizontal surfaces (streets, squares, car parks) and vertical surfaces (facings, monuments, architectonic details) to be illuminated at the same time.



Horizontal and vertical lighting



installation on poles with arms

	length	ø pole	code colour
arm for 1 floodlight	400	120	**6113** 15
	390	102	**6116** 15

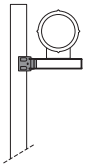

The counter flange must also be ordered in order to secure the arm to the pole.

arm for 2 floodlights	795	120	**6114** 15
	785	102	**6117** 15

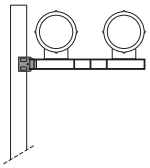

The counter flange must also be ordered in order to secure the arm to the pole.

counter flange	178	120	**6115** 15
	160	102	**6118** 15

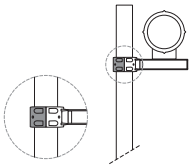

To be ordered to secure the single arm to the pole. Not required when installing two opposite arms.

adapter disk			**6119** 15

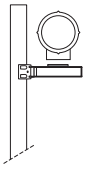

Allows complete rotation of the floodlight on the horizontal arm



Floodlights can only be installed in the upper part of the arm (max 1 floodlight for the single arm and max 2 floodlights for the double arm).
Moreover, only one MaxiWoody medium size body can be installed for each arm on the flange side towards the pole. For correct installation of the luminaries, always consult the instruction sheet supplied with the product and the poles.

installation on poles with flanges

	ø pole	code colour
flange for 1 floodlight	102	**6111** 15
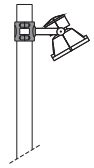	120	**6012** 15
flange for 2 floodlights	102	**6112** 15
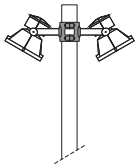	120	**6013** 15



Wall-mounted installation

	code colour
multiple support for 2 floodlights	**6014** 15
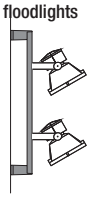	
multiple support for 3 floodlights	**6015** 15
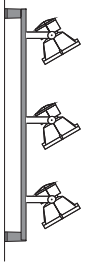	



Cylindrical poles

	h above ground	ø pole	code colour
below ground	5000	102	**1205** 15
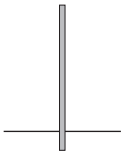	5000	120	**1291** 15
	6000	102	**1542** 15
	7000	102	**1543** 15
	7000	120	**1287** 15
	8000	127/102	**1544** 15
	9000	194/120	**1288** 15
	9000	194/120	**1545** 15
	10000	194/120	**1546** 15
	12000	194/120	**1552** 15

	h above ground	ø pole	code colour
with plate	5000	120	**1292** 15
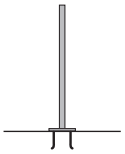	6000	159/102	**1597** 15
	7000	159/102	**1598** 15
	8000	159/102	**1599** 15
	9000	194/120	**1547** 15
	10000	194/120	**1548** 15
	12000	194/120	**1554** 15

The technical characteristics of the poles are detailed on page 529
Fixing plate with anchor bolts to be ordered separately (page 536)

		code colour
junction box		**1880** 00
	For multiple wiring harness on pole with ø≥120mm	

MultiPlatea

design Jean Michel Wilmotte

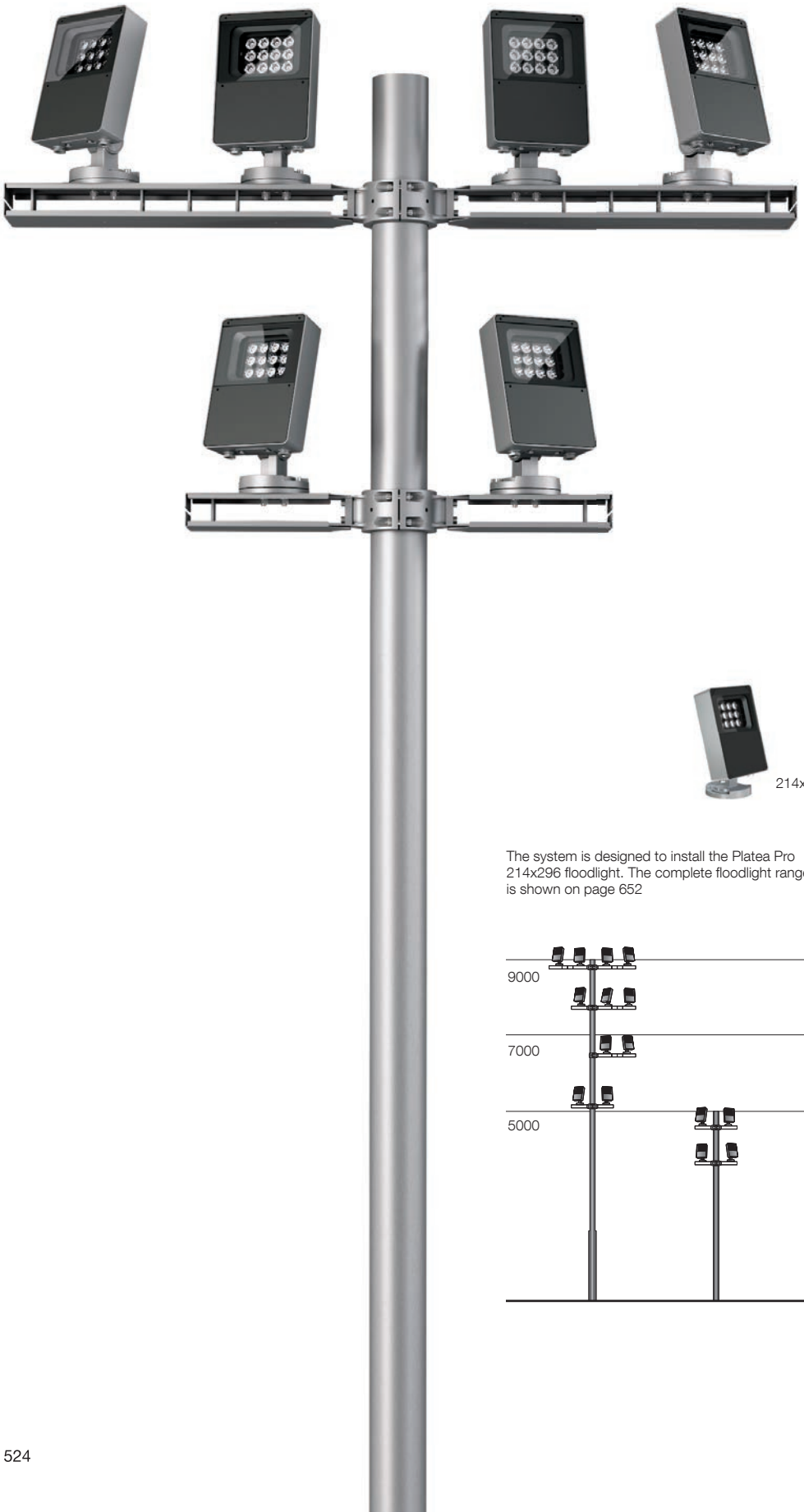

214x296



214x296
A45

The system is designed to install the Platea Pro 214x296 floodlight. The complete floodlight range is shown on page 652

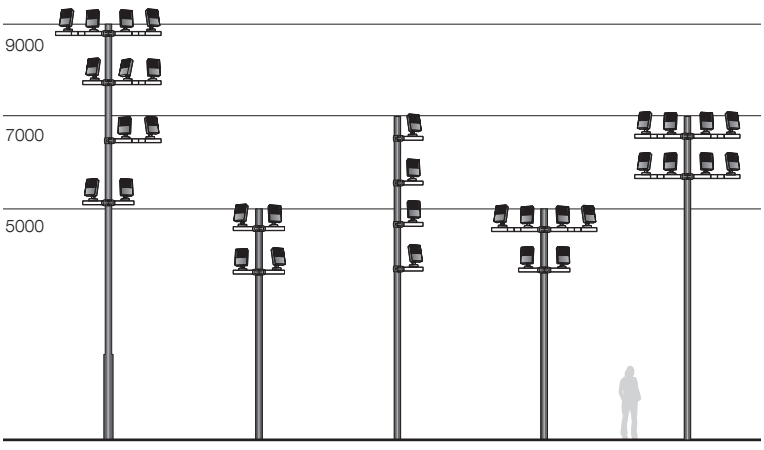

- Urban lighting system intended for use with LED light sources.
- Pole installation with single / double flange for ø 102 diameter poles; ø 120mm.
- Pole installation with single / double arms for ø 102 diameter poles; ø 120mm.
- Wall installation with multiple support for 2, 3 units.
- Comprising an optical compartment (Platea Pro).
- Optical compartment and frame in aluminium alloy; clear, colourless sodium-calcium tempered sealing glass, 5 mm thick (6 mm for all glass version);
- Dual optical compartment adjustment.
- Graduated scale and mechanical aiming lock.
- Luminaire ready for pass-through wiring.
- DALI driver compatible with remote management systems.
- Common mode surge protection up to 10KV. differential mode up to 6 KV.
- An active control system changes the current intensity in order to maintain the lifespan of the LEDs even under extreme thermal conditions.
- All screws used are in A2 stainless steel.

Optics



Compositions



multiple support for 2/3 floodlights

arms for 1 floodlight, single installation

arms for 1 floodlight, double installation

arms for 2 floodlights, single installation

arms for 2 floodlights, double installation

MultiPlatea

15
GREY

installation on poles with arms

	length	ø pole	code colour
arm for 1 floodlight	400	120	**X411** 15
	390	102	**X412** 15

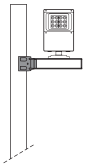

The counter flange must also be ordered in order to secure the arm to the pole.

arm for 2 floodlights	795	120	**X413** 15
	785	102	**X414** 15

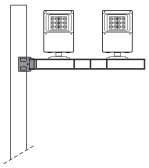

The counter flange must also be ordered in order to secure the arm to the pole.

counter flange	178	120	**6115** 15
	160	102	**6118** 15

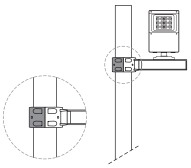

To be ordered to secure the single arm to the pole. Not required when installing two opposite arms.

adapter disk			**X415** 15

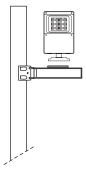

Allows complete rotation of the floodlight on the horizontal arm



Floodlights can only be installed in the upper part of the arm (max 1 floodlight for the single arm and max 2 floodlights for the double arm).
For correct installation of the luminaries, always consult the instruction sheet supplied with the product and the poles.

Wall-mounted installation

	code colour
multiple support for 2 floodlights	**6014** 15

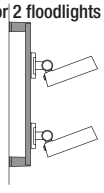

multiple support for 3 floodlights	**6015** 15

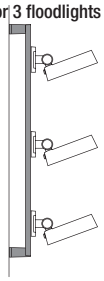

adapter disk	**X415** 15

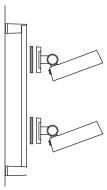

Allows installation of multiple support for 2/3 floodlights



Cylindrical poles

	h above ground	ø pole	code colour
below ground	5000	102	**1205** 15
	5000	120	**1291** 15
	6000	102	**1542** 15
	7000	102	**1543** 15
	7000	120	**1287** 15
	8000	127/102	**1544** 15
	9000	194/120	**1288** 15
	9000	194/120	**1545** 15
	10000	194/120	**1546** 15
	12000	194/120	**1552** 15

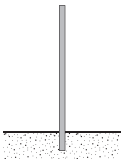

	h above ground	ø pole	code colour
with plate	5000	120	**1292** 15
	6000	159/102	**1597** 15
	7000	159/102	**1598** 15
	8000	159/102	**1599** 15
	9000	194/120	**1547** 15
	10000	194/120	**1548** 15
	12000	194/120	**1554** 15

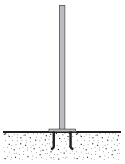

The technical characteristics of the poles are detailed on page 529
Fixing plate with anchor bolts to be ordered separately (page 536)

		code colour
junction box		**1880** 00



For multiple wiring harness on pole with ø≥120mm



Vittoriosa - Birgu, Malta
Client: Ministry of Justice, Culture and Local Government
Director of Works: Ministry of Justice, Culture and Local Government, Restoration Directorate Design, supply, installation: Raymond Vella & CO. LTD
Part of the Project Funded by the European Regional Development Fund of Malta 2007-2013



Poles



Cylindrical poles **530**



Cylindrical poles with shank **531**



Tapered poles **532**



Conical poles **533**



Conical curved poles **534**



Poles with curved arm **535**

Accessories for poles **536**

Torre Mærsk - Copenhagen, Denmark
Architectural Project: CF Møller & SLA Architects
Lighting project: Rambøll
Photo: Lars Rolfsted Mortensen

Cylindrical poles

Features

- Poles in EN10025-S235JR steel or EN10025-S355JR steel, hot-galvanised (70 micron) as per UNI EN ISO 1461 (EN40-5).
- Powder paint surface treatment.
- Cylindrical diameter geometry
- ø 76/102/120 mm.
- The upper part of the poles (code 1542-1543) has six through-passing holes and threaded inserts in stainless steel to fix the arm with tie rod (for Lavinia and Cut-Off systems).
- Poles (code 1274-1287-1291) for MultiWoody and MultiPro system applications have six through-passing holes with rubber seals for passage of cables.
- Poles (code 2511-2513) have four through-passing holes with threaded inserts for installation of the iRoll 65 system.
- Cable input slot
- 150x50 mm or 62x42 mm.
- Anchor plate in hot galvanised steel (70 micron) with 4 slots/holes.
- Fixing plate and anchor bolts
- (to be ordered separately).
- Terminal strip with single or double fuse holder, four 3-way polarities per pole 16 mm^2 input cables and 2.5 mm^2 output cables.
- Suitable for Italian/French/Spanish terminal strips, English (with wooden adapter to be ordered separately) and German/Swiss (with DIN guideway to be ordered separately). Refer to the instructions sheet for the reference codes.
- IP54 patch doors 132x38 mm and 186x45 mm with external ground/earth.
- IP44 flush-mounted door 310x95 mm with internal ground/earth.
- Terminal strip: IP43 IK08 (1862-1864-1865), IP44 IK08 (1863).

Customised poles for individual European markets

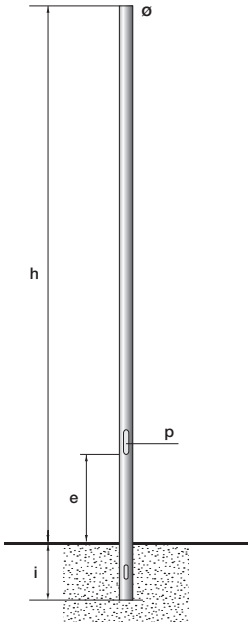

buried pole

diameter pole (ø)	height above ground (h)	height to be buried holes (i)	thickness	weight (kg)	hatch dimensions (p)	h from ground of lid (e)	pole code	pole colour	terminal strip code	lid key code
60	2500	500	3	14	-	1064	**E062**	15	-	-
	3500	500	5	29	-	1064	**E063**	15	-	-
76	4000	600	4	35	132x38	1000	**1271**	15	**1864**	**0227**
102	3500	500	3	30	186x45	1064	**1203**	15	**1862-1865**	**0227**
	5000	600	3	43	186x45	1064	**1205**	15	**1862-1865**	**0227**
	6000	800	4	66	186x45	1000	**1542**	15	**1862-1865**	**0227**
	7000	1000	4	78	186x45	1000	**1543**	15	**1862-1865**	**0227**
120	5000	600	3	52	310x95	1000	**1291**	15	**1863**	**0246**
	7000	1000	4	97	310x95	1000	**1287**	15	**1863**	**0246**
	9000	1000	4	120	186x45	1000	**1274**	15	**1862-1865**	**0227**

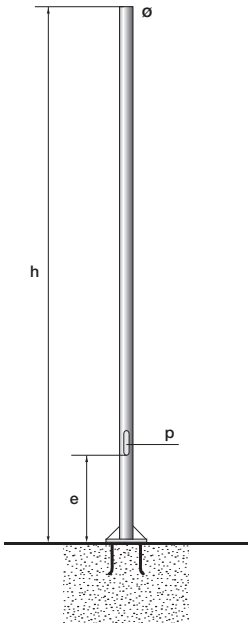

pole with plate

diameter pole (ø)	height (h)	thickness	weight (kg)	lid dimensions (p)	h from ground of lid (e)	pole code	pole colour	fixing plate code	terminal strip code	lid key code
76	4000	4	40	132x38	1000	**1272**	15	**1168**	**1864**	**0227**
102	5000	3	49	186x45	1000	**1344**	15	**1168**	**1862-1865**	**0227**
120	5000	3	55	310x95	1000	**1292**	15	**1168**	**1863**	**0246**
	7000	4	93	310x95	1000	**1289**	15	**0453**	**1863**	**0246**

Cylindrical poles with shank

Features

- Poles in EN10025-S235JR steel or EN10025-S355JR steel, hot-galvanised (70 micron) as per UNI EN ISO 1461 (EN40-5).
- Powder paint surface treatment.
- Cylindrical geometry diameter ø 76 mm (ø 60 mm tang), ø 102 mm (ø 76 mm tang), ø 120 mm (ø 102 mm tang).
- 3 mm shim (for 1523-E064 poles - 4 mm shim).
- Poles (code 2515-2519) have four through-passing holes with threaded inserts for installation of the iRoll 65 system.
- Cable input slot 150x50 mm.
- Anchor plate in hot galvanised steel (70 micron) with 4 slots.
- Fixing plate and anchor bolts (to be ordered separately).
- Terminal strip with single or double fuse holder, four 3-way polarities per pole 16 mm^2 input cables and 2.5 mm^2 output cables.
- Suitable for Italian/French/Spanish terminal strips, English (with wooden adapter to be ordered separately) and German/Swiss (with DIN guideway to be ordered separately). Refer to the instructions sheet for the reference codes.
- IP54 patch door 132x38 mm and e186x45 mm with external ground/earth.
- IP44 flush-mounted door 410x95 mm with internal ground/earth.
- Terminal strip IP43 IK08 (1862-1864-1865), IP44 IK08 (1863).

Customised poles for individual European markets

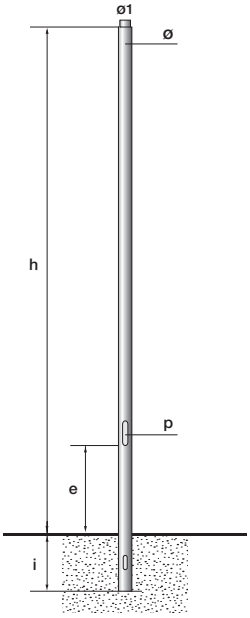

buried pole

diameter pole (ø)	shank diameter (ø1)	height above ground (h)	height to be buried holes (i)	thickness	weight (kg)	lid dimensions (p)	h from ground of lid (e)	pole code	pole colour	terminal strip code	lid key code
76	60	4000	600	4	36	132x38	1000	**E064**	15	**1864**	**0227**
102	76	6000	800	3	51	186x45	1000	**1518**	15	**1862-1865**	**0227**
		7000	1000	3	72	186x45	1000	**1519**	15	**1862-1865**	**0227**
		8000	1000	3	80	186x45	1000	**1520**	15	**1862-1865**	**0227**

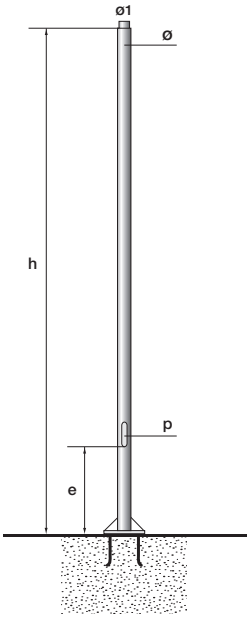

pole with plate

diameter pole (ø)	shank diameter (ø1)	height (h)	thickness	weight (kg)	lid dimensions (p)	h from ground of lid (e)	pole code	pole colour	fixing plate code	terminal strip code	lid key code
120	102	6000	3	78	410x95	1000	**1521**	15	**1165**	**1863**	**0246**
		7000	3	87	410x95	1000	**1522**	15	**1165**	**1863**	**0246**
		8000	4	118	410x95	1000	**1523**	15	**1165**	**1863**	**0246**

Tapered poles

Features

- Poles in EN10025-S235JR steel or EN10025-S355JR steel, hot-galvanised (70 micron) as per UNI EN ISO 1461 (EN40-5).
- Powder paint surface treatment.
- Geometry with two cylindrical sections having diameters of 127/102 mm, 159/102 mm and 194/120 mm.
- The upper part of the poles (code 1544-1545-1546-1547-1548-1552-1554-1561-1562-1565-1597-1598-1599) has six through-passing holes and threaded inserts in stainless steel to fix the arm with tie rod (for Lavinia and Cut-Off systems).
- Cable input slot 150x50 mm.
- Anchor plate in hot galvanised steel (70 micron) with 4 slots/holes.
- Fixing plate and anchor bolts (to be ordered separately).
- Terminal strip with single or double fuse holder, four 3-way polarities per pole 16 mm^2 input cables and 2.5 mm^2 output cables.
- Suitable for Italian/French/Spanish terminal strips, English (with wooden adapter to be ordered separately) and German/Swiss (with DIN guideway to be ordered separately). Refer to the instructions sheet for the reference codes.
- IP54 Patch door 186x45 mm with external ground/earth.
- IP44 flush-mounted door 310x95 and IP3X 400x90 mm with internal ground/earth.
- Terminal strip IP43 IK08 (1862-1865), IP44 IK08 (1863).

Customised poles for individual European markets

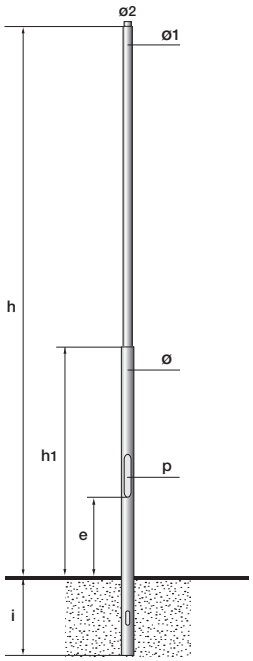

buried tapered pole

diameter pole (ø / ø1)	shank diameter (ø2)	height above ground (h)	height (h1)	height to be buried holes (i)	thickness (ø / ø1)	weight (kg)	lid dimensions (p)	h from ground of lid (e)	pole code	pole colour	terminal strip code	lid key code
127/102		8000	3000	1000	4/4	102	186x45	1000	**1544**	15	**1862-1865**	**0227**
194/120		9000	3200	1000	4/3	152	310x95	1000	**1288**	15	**1863**	**0246**
		9000	3200	1000	4/3	152	310x95	1000	**1545**	15	**1863**	**0246**
		10000	3200	1000	4/3	164	310x95	1000	**1546**	15	**1863**	**0246**
		12000	5200	800	4/4	212	400x90	600	**1552**	15	**1863**	**0246**

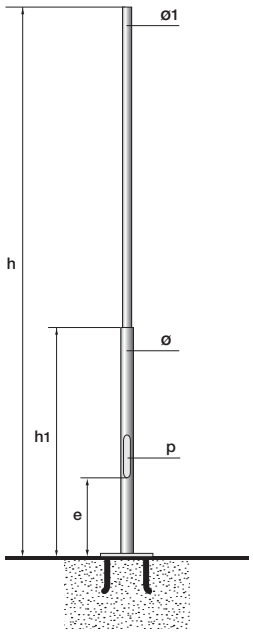

tapered pole with plate

diameter pole (ø / ø1)	height (h)	height (h1)	thickness (ø / ø1)	weight (kg)	lid dimensions (p)	h from ground of lid (e)	pole code	pole colour	fixing plate code	terminal strip code	lid key code
159/102	6000	2000	3/3	91	310x95	1000	**1597**	15	**1165**	**1863**	**0246**
	7000	2000	4/3	111	310x95	1000	**1598**	15	**1165**	**1863**	**0246**
	8000	3000	4/4	133	310x95	1000	**1599**	15	**1165**	**1863**	**0246**
194/120	9000	3200	4/3	163	310x95	1000	**1547**	15	**1165**	**1863**	**0246**
	9000	3200	4/3	163	310x95	1000	**1290**	15	**1165**	**1863**	**0246**
	10000	3200	4/3	174	310x95	1000	**1548**	15	**1165**	**1863**	**0246**
	12000	5200	4/4	222	400x90	600	**1554**	15	**1164**	**1863**	**0246**

Tapered poles

15
GREY

Features

- Poles in EN10025-steel or S235JR-steel, hot-galvanised (70 micron) as per UNI EN ISO 1461 (EN40-5).
- Powder paint surface treatment.
- tapered geometry with a diameter of more than 60 mm.
- Shim 3 mm.
- Slot for cable input (buried version), 150x50 mm.
- Anchor plate in hot galvanised steel (70 micron) EN 10025-S235JR.
- Plates and anchor bolts available in various sizes depending on the pole.
- 186x45 mm patch door in cast aluminium with sealing gasket.
- Terminal strip with single or double fuse holder, four 3-way polarities per pole input cables x 16 mm^2 (code 1864 6 mm^2) and output x 2.5 mm^2.
- Earth/ground system with cable lug and weather-resistant steel cable, A2 M8x16 stainless steel screw.
- Hatch/Door: IP54
- Terminal strip: IP43 IK08

Customised poles for individual European markets

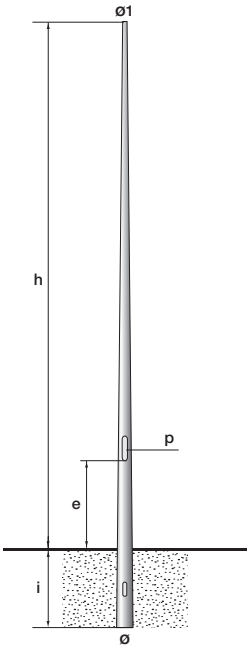

buried pole

base diameter (ø)	diameter of head (ø1)	height above ground (h)	height to be buried holes (i)	thickness	weight (kg)	lid dimensions (p)	h from ground of lid (e)	pole code	pole colour	terminal strip code	lid key code
106	60	4000	600	3	29	186x45	800	**1275**	15	**1864**	**0227**
138	60	7000	800	3	56	186x45	1000	**1281**	15	**1862-1865**	**0227**
158	60	9000	800	3	77	186x45	1000	**1282**	15	**1862-1865**	**0227**

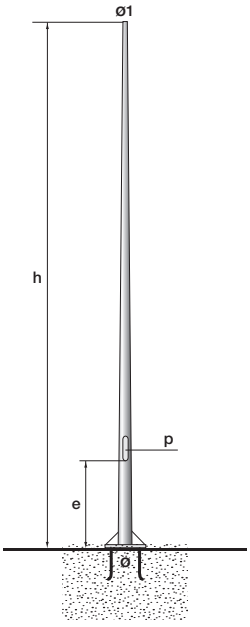

pole with plate

base diameter (ø)	diameter of head (ø1)	height (h)	thickness	weight (kg)	lid dimensions (p)	h from ground of lid (e)	pole code	pole colour	fixing plate code	terminal strip code	lid key code
130	60	7000	3	62	186x45	1000	**1283**	15	**0453**	**1862-1865**	**0227**
150	60	9000	3	104	186x45	1000	**1284**	15	**1165**	**1862-1865**	**0227**

Tapered curved poles

15
GREY

Features

- Poles in EN10025-steel or S235JR-steel, hot-galvanised (70 micron) as per UNI EN ISO 1461 (EN40-5).
- Powder paint surface treatment.
- tapered curved geometry with a final diameter of more than 70 mm.
- Shim 3 mm.
- Anchor plate 400x400 mm in hot galvanised steel (70 micron) with 4 slots.
- Fixing plate and anchor bolts (to be ordered separately).
- Flush hatch IP3X 400x90 mm in steel.
- Terminal strip with double fuse holder, four 3-way polarities per pole 16 mm^2 input cables and 2.5 mm^2 output cables.
- Suitable for Italian/French/Spanish terminal strips, English (with wooden adapter to be ordered separately) and German/Swiss (with DIN guideway to be ordered separately). Refer to the instructions sheet for the reference codes.
- Internal earth/ground system with cable lug and stainless steel screw.
- Terminal strip: IP44 IK08

Customised poles for individual European markets

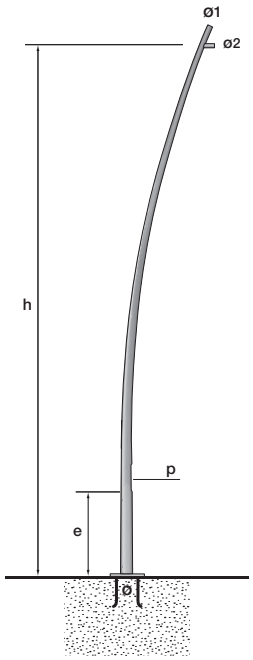

pole with plate

base/head diameter (ø / ø1)	coupling diameter (ø2)	height (h)	thickness	weight (kg)	lid dimensions (p)	h from ground of lid (e)	pole code	pole colour	fixing plate code	terminal strip code	lid key code
147/70	60	6000	3	72	400x90	800	**1506**	15	**1165**	**1863**	**0246**
172/70	60	8000	3	94	400x90	800	**1507**	15	**1165**	**1863**	**0246**

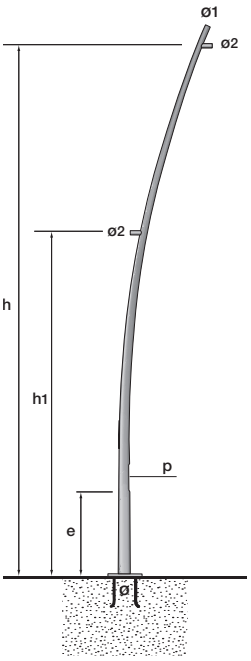

pole with plate and intermediate support

base/head diameter (ø / ø1)	coupling diameter (ø2)	height (h)	height (h1)	thickness	weight (kg)	lid dimensions (p)	h from ground of lid (e)	pole code	pole colour	fixing plate code	terminal strip code	lid key code
147/70	60	6000	4000	3	73	400x90	800	**1508**	15	**1165**	**1863**	**0246**
172/70	60	8000	4000	3	95	400x90	800	**1509**	15	**1165**	**1863**	**0246**

Poles with curved arm

74
GREY/
BLACK

Features

- Poles in EN10025-steel or S235JR-steel, hot-galvanised (70 micron) as per UNI EN ISO 1461 (EN40-5).
- Powder paint surface treatment.
- Cylindrical geometry with a diameter of 160 mm.
- 4 mm shim codes 1515-1570-1588-1910, 3 mm shim codes 1511-1566-1585-1909.
- Cable input slot 150x50 mm.
- Anchor plate 400x400 (280x280 mm for poles code 1566-1909) in hot galvanised steel (70 micron) with 4 slots.
- Fixing plate and anchor bolts (to be ordered separately).
- IP44 310x95 mm flush hatch/door in cast aluminium with sealing gasket.
- Terminal strip with double fuse holder, four 3-way polarities per pole 16 mm^2 input cables and 2.5 mm^2 output cables.
- Suitable for Italian/French/Spanish terminal strips, English (with wooden adapter to be ordered separately) and German/Swiss (with DIN guideway to be ordered separately). Refer to the instructions sheet for the reference codes.
- Internal earth/ground system with stainless steel cable lug and screw.
- Versions complete with single or double arm, available respectively in lengths L = 1250 mm and 2500 mm.
  S235JR steel arm with 76 mm diam. and 4 mm thickness.
  Subjected to powder paint treatment.
- Arms mounted on the pole using 4 x M10 screws.
- Terminal strip: IP44 IK08

Customised poles for individual European markets

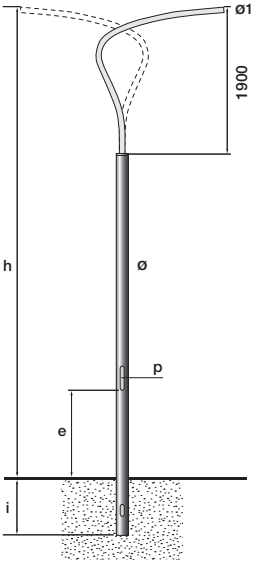

buried pole with arm

diameter pole (ø)	coupling diameter (ø1)	height above ground (h)	height to be buried holes (i)	thickness	weight (kg)	lid dimensions (p)	h from ground of lid (e)	pole code	pole colour	terminal strip code	lid key code
160	76	6700	800	3	94	310x95	1000	**1511**	74	**1863**	**0246**
		8700	1000	4	148	310x95	1000	**1515**	74	**1863**	**0246**

buried pole with 2 arms

diameter pole (ø)	coupling diameter (ø1)	height above ground (h)	height to be buried holes (i)	thickness	weight (kg)	lid dimensions (p)	h from ground of lid (e)	pole code	pole colour	terminal strip code	lid key code
160	76	6700	800	3	118	310x95	1000	**1585**	74	**1863**	**0246**
		8700	1000	4	172	310x95	1000	**1588**	74	**1863**	**0246**

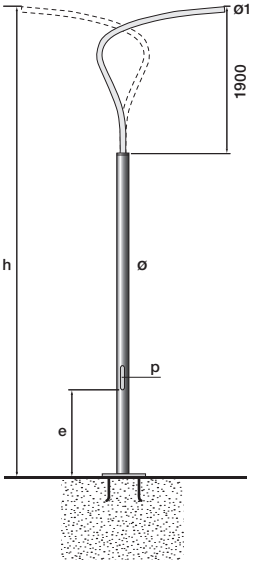

pole with plate with arm

diameter pole (ø)	coupling diameter (ø1)	height (h)	thickness	weight (kg)	lid dimensions (p)	h from ground of lid (e)	pole code	pole colour	fixing plate code	terminal strip code	lid key code
160	76	6700	3	97	310x95	1000	**1566**	74	**0453**	**1863**	**0246**
		8700	4	157	310x95	1000	**1570**	74	**1165**	**1863**	**0246**

pole with plate with 2 arms

diameter pole (ø)	coupling diameter (ø1)	height (h)	thickness	weight (kg)	lid dimensions (p)	h from ground of lid (e)	pole code	pole colour	fixing plate code	terminal strip code	lid key code
160	76	6700	3	121	310x95	1000	**1909**	74	**0453**	**1863**	**0246**
		8700	4	181	310x95	1000	**1910**	74	**1165**	**1863**	**0246**

Accessories for poles

Fixing plate

70 micron hot galvanised steel fixing base, with 4 holes and complete with anchor bolts.

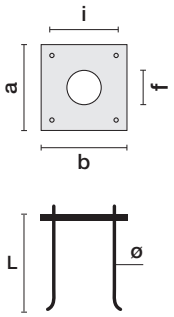

size (a x b)	hole centres holes (i)	diameter (f)	clamps length (L)	clamps diameter (ø)	clamps threading	code	colour
310x310	200	100	400	16	M18	**1168**	00
310x310	200	100	500	16	M18	**0453**	00
440x440	300	100	500	22	M24	**1165**	00
440x440	300	100	650	22	M24	**1164**	00

Terminal blocks

The terminal blocks have four polarities with three ways for pole and are fitted for bridge wiring.
They are made with class II insulation.

description	code	colour
Equipped with a fuse holder for dim. 8.5x31.5 - 380 V - max 10 A. Suitable for power supply cables 16 mm ^{2} in section at the inletand 2.5 mm ^{2} at the outlet, for the light source connection.	**1862**	00
Equipped with a fuse holder for dim. 10.3x38 - 380 V - max 20A. Suitable for power supply cables 16 mm^2 in section at the inlet and 2.5 mm^2 at the outlet, for the light source connection.	**1863**	00
Equipped with two fuse holders for dim. 5x20 - 250 V - max 10A. Suitable for power supply cables 6 mm^2 in section at the inlet and 2.5 mm^2 at the outlet, for the light source connection.	**1864**	00
Equipped with two fuse holders for dim 8.5x31.5 - 380 V - max 10A. Suitable for power supply cables 16 mm^2 in section at the inlet and 2.5 mm^2 at the outlet, for the light source connection.	**1865**	00

University of Technology Sydney (UTS) - Sydney, Australia
Landscape architecture: Aspect Studio from Sydney
Photo: Florian Groehn


pinterest.com/iguzzini



Linear façade illumination systems
Vertical excellence

Oblique lighting highlights and emphasises the three-dimensional nature of the wall where it is used. Light interacts and plays with the material to create attractive, scenic images and a new setting that quite simply does not exist during the day. Optics are particularly well controlled to ensure uniform lighting.
Static or dynamic light at colour temperature or in RGB colour variants.

540 Overview - Linear façade illumination systems

543 Linealuce

579 Underscore InOut

Istituto Zooprofilattico Sperimentale dell'Umbria e delle Marche "Togo Rosati"
Ancona, Italy
Architectural Project: Sardellini Marasca Architetti
Photo: iGuzzini Archive

Overview - Linear façade illumination systems



546 Linealuce Mini 47
surface



554 Linealuce Mini 37
surface



560 Linealuce Mini 55
downlight



564 Linealuce Compact 75
surface

Performances				
Optics	12°/32°/36°/38°/42°/44°/WGS/ WGM/WGWF	10°/32°/WG	46°/WG	WG/WGS
Power W	24,7 → 61,1	4,2 → 20,8	7,4 → 20,8	8,2 → 59,7
Luminous flux lm	727 → 5689	196 → 1007	228 → 1038	373 → 3449
Colour temperature K	2700/3000/4000	3000/4000	3000/4000	3000/4000
RGB	●	●	●	●
RGBW	●			●
Tunable White 2700K÷5700K	●			●
Features				
Built-in power supply unit	●			●
Feed-through wiring	●	●	●	●
Fast-acting connection	●	●	●	●
Protocol	DMX	DMX/DALI/PWM	DMX/DALI/PWM	DMX/DALI
Dimensions and installation				
Lengths (range cm)	611 → 1502	590 → 1609	590 → 1609	506 → 1585
Floor	●	●	●	●
Ceiling-mounted	●	●	●	●
Wall-mounted	●	●	●	●
Pendant				



640 Underscore InOut 10



584 Underscore InOut 16



588 Underscore InOut 16
Dive

Performances			new
Optics	GL	GL	GL
Power W	2,1 → 61,6	2,1 → 81	2,1 → 46
Luminous flux lm	16,8 → 2310	29 → 4690,7	29 → 1778
Colour temperature K	2500/2900/3800/4600	2500/2600/2800/2900/3600/ 3800/4400/4500	2800/4500
RGB	●	●	
Tunable White 2700K÷5700K	●	●	●
Features			
Built-in power supply unit			
Feed-through wiring			
Fast-acting connection			
Protocol	DMX/DALI/PWM	DMX/DALI/PWM	DMX/DALI/PWM
Dimensions and installation			
Lengths (range cm)	254 → 7004	254 → 7004	254/504/1004/2004/3004/5004
Floor (Surface-mounted)	●	●	●
Ceiling-mounted (Surface-mounted)	●	●	●
Wall-mounted (Surface-mounted)	●	●	●

Optics: **WG** Wall Grazing - **WGS** Wall Grazing Spot - **WGM** Wall Grazing Medium - **WGWF** Wall Grazing Wide Flood - **E** Elliptical - **GL** General Lighting





570 Linealuce Compact 101
downlight

574 Linealuce

	44°/WG	29°/32°/34°/35°/48°/8°/E 10°
	8,2 → 59,7	9,5 → 39
	371 → 2631	311 → 2139
	3000/4000	3200/4200
	●	●
	●	
	●	
	●	●
	●	
	●	
	DMX/DALI	DALI
	579 → 1658	376 → 1238
	●	●
	●	●
	●	●
		●



Linealuce

design Jean Michel Wilmotte



Linealuce Mini 47
page 546



Linealuce Mini 37
surface
page 554



Linealuce Mini 55
downlight
page 560



Linealuce Compact 75
surface
page 564



Linealuce Compact 101
downlight
page 570



Linealuce
page 574

Istituto Zooprofilattico Sperimentale dell'Umbria e delle Marche "Togo Rosati" Ancona, Italia
Architectural Project: Sardellini Marasca Architetti
Photo: iGuzzini Archive

Linealuce

It's in the optics





Wall Grazing Spot





Wall Grazing Medium





Wall Grazing Wide Flood





Spot 10°





Flood 40°





Wide Flood 50°

Even lighting

Even with the luminaires installed in a “continuous line”, the design of the end caps guarantees lighting evenness, for a shadow-free lighting effect even where the modules are joined.



Perfect lighting uniformity



Gap in the lighting effect

Tunable White



This dynamic light is also perfect for altering perceptions of architecture and adapting lighting to changes in time and season.



A different perception of architecture



Hourly variation of colour temperature (morning and evening)



Colour variation throughout the seasons

RGBW / WRGBW



In addition to all shades, this technology allows a pure white, without the influence of RGB colours, to be obtained.



RGBW / WRGBW



White obtained with RGBW / WRGBW

Reliability for Better Light

To ensure high reliability over time, the product is sealed in a climate-controlled chamber before being tested under pressure.

Two liquid paint coats
1 Aluminium
2 Fluoro-zirconium
3 Nano-technology polymer
4 Primer
5 Liquid paint

Resistant to corrosive agents
Two-stage pre-treatment :
one involves fluoride-zircon coating, the other a coating with nano-technology polymers.

Best in class LIFETIME Correct heat and electronic dissipation maintains vital system parameters at optimal levels**.**

Withstands even extreme temperatures
Linealuce works correctly even at extreme temperatures (-30 ° + 45 °).



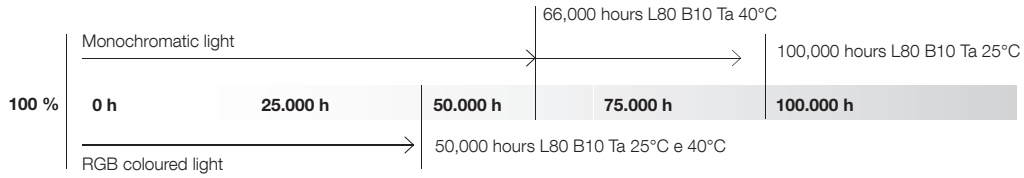

MacAdam

We select the best suppliers in the world to ensure constant and repetitive LED selection in order to ensure colour uniformity not only over time but also between different products included in the same lighting project.
MacAdam < 3 is a standard for us.


Constant chromatic homogeneity


Lack of chromatic homogeneity

Dynamic Light

PWM Digital technology used to dim the luminous flux based on modulated pulses (Pulse with Modulation) generated on the same power supply line as the luminaires, without the need for any additional signal cables.
For PWM operation an interface is installed between the luminaires and the driver in order to dim the luminous flux of all luminaires in the same way.

DALI Protocol mainly used for indoor lighting and characterised by a limited data transmission speed (2500 bytes/second). It can control installations with simple dynamic light without rapid scene changes.
The DALI protocol can control up to 64 independent luminaire addresses.

DMX This protocol is used for professional architectural lighting and is the ideal solution for RGB light scenes. It has a high data transmission speed (250 thousand bytes/second) and can control 512 independent addresses.
Our luminaires use the DMX of RDM type, with bi-directional communication for diagnostics and remote addressing.

Linealuce Mini 47
Surface

design Jean Michel Wilmotte



Monochromatic: DALI - DMX
RGB / RGBW / Tunable White: DMX



611 mm
Monochromatic: DALI - DMX
RGB: DMX
RGBW: DMX
Tunable White: DMX



908 mm
Monochromatic: DALI - DMX
RGB: DMX
RGBW: DMX
Tunable White: DMX



1205 mm
Monochromatic: DALI - DMX
RGB: DMX
RGBW: DMX
Tunable White: DMX



1502 mm
Monochromatic: DALI - DMX
RGBW: DMX
Tunable White: DMX

Explore and interact with products in 3D.
thelightexperience.iguzzini.com

DALI DMX IP66 IK06

- Luminaire intended for use with monochromatic and LED and RGBW light sources (44-52Vdc DMX-RDM), Tunable White and RGB (48-52Vdc DMX-RDM).
- Wall and ceiling mount as well as support with adjustable arms.
- Comprising housing with a DMX-RDM driver and end caps.
- Extruded aluminium body and flush end caps in die-cast zamak complete with silicone gaskets.
- Liquid acrylic paint ensuring high resistance to atmospheric agents and UV rays.
- Optical compartment closed at the top by a 3mm thick transparent glass screen secured with silicone.
- Supplied with double nickel-plated brass cable gland, outgoing PVC cables and IP68 male and female connectors at the end for pass-through wiring.
- Equipped with optics with plastic lenses (methacrylate).
- Wall-grazing Spot light distribution optics (WGS), Wall grazing Medium (WGM) and Wall grazing WF (Wide Flood).
- Optics for Accent and Flood Light distributions - Spot (S), Flood (F) and WF (Wide Flood) types.
- Indoor accessory filters for elliptical distribution.
- Indoor accessories : longitudinal blade -louvre, crossways blade louvre and honeycomb for high visual comfort.
- IK 08 by installing outdoor accessories: symmetrical and asymmetrical crossways blade screens for high visual comfort in down-light applications.
- Electronic power supply unit to be ordered separately.
- Built-in DMX-RDM driver with Insulation Class III
- Built-in DALI driver with Insulation Class II
- All external screws used are in A2 stainless steel.



Small size



Installation
in continual line

Wall Grazing optics



Wall Grazing Spot 41,8W/m DMX	Wall Grazing Medium 41,8W/m DMX	Wall Grazing Wide Flood 41,8W/m DMX	Wall Grazing Wide Flood 50,8W/m DMX	Wall Grazing Wide Flood 57,8W/m DMX	Wall Grazing Wide Flood 52,1W/m DMX
					K K

Floodlight optics



Spot 52,3W/m DMX	Flood 52,3W/m DMX	Wide Flood 52,3W/m DMX	Flood 50,8W/m DMX	Flood 57,6W/m DMX	Flood 52W/m DMX
					K K

Accessories

For product-accessory combinations, refer to the instructions sheet.

internal accessories for optics



25° x 45° elliptical filter (for Spot optics)



40° x 85° elliptical filter (for Flood optics)

internal accessories for visual comfort



Transversal louvre



Longitudinal louvre



Honeycomb louvre

external accessories for visual comfort



Asymmetric external screen

internal accessories for visual comfort



Transversal louvre



Longitudinal louvre



Honeycomb louvre

external accessories for visual comfort



Symmetrical external screen (for Wall grazing wide flood optic)

Accessories for Wall Grazing optics

Accessories for Floodlight optics

Linealuce Mini 47
Surface

Applications

Wall Grazing
Radial light, with Spot, Medium and Wide Flood optics**.** The product can be adjusted so that it is possible to illuminate uniformly the opposite or the same surface as the installation surface.

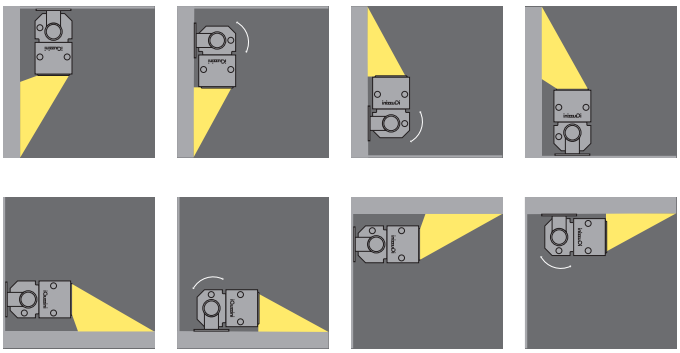

Floodlight
Adjustable floodlight with Spot, Flood and Wide Flood optics as well as two elliptical optics that can be implemented using respective accessories for ceiling, wall and ground installations.

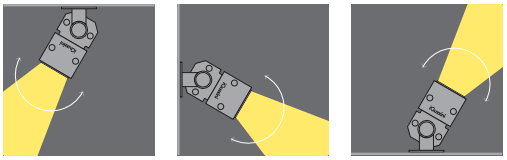



Piccolo Teatro Strehler - Milan, Italy
Architectural Project:
Marco Zanuso
Lighting project:
Studio CastagnaRavelli Milano
Photo: courtesy of Piccolo Teatro Strehler

iguzzini.com code finder / download design files / save and organize favorites

new
Spot Optics DALI/DMX: available from March
Flood Optic: Available

new





source W	lm	system W	lm	length	code colour
Spot 12°					
LED					
4000K - CRI 80 - DALI					
• 21W	2800	24,7W	2275	611	**EL34** 15
• 31W	4200	35,6W	3413	908	**EL35** 15
• 42W	5600	46,8W	4551	1205	**EL36** 15
• 52W	7000	57,3W	5689	1502	**EL37** 15
3000K - CRI 80 - DALI					
• 21W	2800	24,7W	2275	611	**EL38** 15
• 31W	4200	35,6W	3413	908	**EL39** 15
• 42W	5600	46,8W	4551	1205	**EL40** 15
• 52W	7000	57,3W	5689	1502	**EL41** 15
2700K - CRI 80 - DALI					
• 21W	2600	24,7W	2113	611	**EL42** 15
• 31W	3900	35,6W	3169	908	**EL43** 15
• 42W	5200	46,8W	4226	1205	**EL44** 15
• 52W	6500	57,3W	5283	1502	**EL45** 15

Complete with electronic control card.
Power supply to be ordered separately.
Class of Insulation II.

source W	lm	system W	lm	length	code colour
Spot 12°					
LED					
4000K - CRI 80 - DMX					
21W	2800	24,7W	2275	611	**EG43** 15
31W	4200	35,6W	3413	908	**EG44** 15
42W	5600	46,8W	4551	1205	**EG45** 15
52W	7000	57,3W	5689	1502	**EG46** 15
3000K - CRI 80 - DMX					
21W	2800	24,7W	2275	611	**EG47** 15
31W	4200	35,6W	3413	908	**EG48** 15
42W	5600	46,8W	4551	1205	**EG49** 15
52W	7000	57,3W	5689	1502	**EG50** 15
2700K - CRI 80 - DMX					
21W	2600	24,7W	2113	611	**EG51** 15
31W	3900	35,6W	3169	908	**EG52** 15
42W	5200	46,8W	4226	1205	**EG53** 15
52W	6500	57,3W	5283	1502	**EG54** 15

Complete with electronic control card.
Power supply to be ordered separately.

new





source W	lm	system W	lm	length	code colour
Flood 38°					
LED					
4000K - CRI 80 - DALI					
• 21W	2800	24,7W	1657	611	**EL46** 15
• 31W	4200	35,6W	2486	908	**EL47** 15
• 42W	5600	46,8W	3315	1205	**EL48** 15
• 52W	7000	57,3W	4144	1502	**EL49** 15
3000K - CRI 80 - DALI					
• 21W	2800	24,7W	1657	611	**EL50** 15
• 31W	4200	35,6W	2486	908	**EL51** 15
• 42W	5600	46,8W	3315	1205	**EL52** 15
• 52W	7000	57,3W	4144	1502	**EL53** 15
2700K - CRI 80 - DALI					
• 21W	2600	24,7W	1539	611	**EL54** 15
• 31W	3900	35,6W	2308	908	**EL55** 15
• 42W	5200	46,8W	3078	1205	**EL56** 15
• 52W	6500	57,3W	3848	1502	**EL57** 15

Complete with electronic control card.
Power supply to be ordered separately.
Class of Insulation II.

source W	lm	system W	lm	length	code colour
Flood 32°÷38°					
LED					
4000K - CRI 80 - DMX					
21W	2800	24,7W	1657	611	**EG55** 15
31W	4200	35,6W	2486	908	**EG56** 15
42W	5600	46,8W	3315	1205	**EG57** 15
52W	7000	57,3W	4144	1502	**EG58** 15
3000K - CRI 80 - DMX					
21W	2800	24,7W	1657	611	**EG59** 15
31W	4200	35,6W	2486	908	**EG60** 15
42W	5600	46,8W	3315	1205	**EG61** 15
52W	7000	57,3W	4144	1502	**EG62** 15
2700K - CRI 80 - DMX					
21W	2600	24,7W	1539	611	**EG63** 15
31W	3900	35,6W	2308	908	**EG64** 15
42W	5200	46,8W	3078	1205	**EG65** 15
52W	6500	57,3W	3848	1502	**EG66** 15

Complete with electronic control card.
Power supply to be ordered separately.

source W	lm	system W	lm	length	code colour
RGB - RGBW - Tunable White - Flood 32°÷38°					
LED					
RGB - DMX					
26W	1050	28,3W	727	611	**EG79** 15
38W	1600	40W	1075	908	**EG80** 15
51W	2100	52,1W	1423	1205	**EG81** 15
RGBW - DMX					
23W	1450	26,7W	833	611	**EG82** 15
35W	2150	38,8W	1249	908	**EG83** 15
46W	2850	50W	1666	1205	**EG84** 15
58W	3600	61,1W	2082	1502	**EG85** 15
Tunable white - DMX					
26W	2500	29,6W	1475	611	**EG86** 15
38W	3700	41,9W	2183	908	**EG87** 15
51W	4850	54,4W	2861	1205	**EG88** 15

Complete with electronic control card.
Power supply to be ordered separately.
DALI versions available on request.

Linealuce Mini 47
Surface

15
GREY

iguzzini.com code finder / download design files / save and organize favorites

new
Wide Flood Optics: available
Wall grazing spot optic - DALI/DMX: available from March

new





source W	source lm	system W	system lm	length	code colour
Wide Flood 44°					
LED					
4000K - CRI 80 - DALI					
• 21W	2800	**24,7W**	**1854**	**611**	**EL58** 15
• 31W	4200	**35,6W**	**2781**	**908**	**EL59** 15
• 42W	5600	**46,8W**	**3708**	**1205**	**EL60** 15
• 52W	7000	**57,3W**	**4635**	**1502**	**EL61** 15
3000K - CRI 80 - DALI					
• 21W	2800	**24,7W**	**1854**	**611**	**EL62** 15
• 31W	4200	**35,6W**	**2781**	**908**	**EL63** 15
• 42W	5600	**46,8W**	**3708**	**1205**	**EL64** 15
• 52W	7000	**57,3W**	**4635**	**1502**	**EL65** 15
2700K - CRI 80 - DALI					
• 21W	2600	**24,7W**	**1721**	**611**	**EL66** 15
• 31W	3900	**35,6W**	**2582**	**908**	**EL67** 15
• 42W	5200	**46,8W**	**3443**	**1205**	**EL68** 15
• 52W	6500	**57,3W**	**4304**	**1502**	**EL69** 15

Complete with electronic control card.
Power supply to be ordered separately.
Class of Insulation II.

source W	source lm	system W	system lm	length	code colour
Wide Flood 44°					
LED					
4000K - CRI 80 - DMX					
21W	2800	**24,7W**	**1854**	**611**	**EG67** 15
31W	4200	**35,6W**	**2781**	**908**	**EG68** 15
42W	5600	**46,8W**	**3708**	**1205**	**EG69** 15
52W	7000	**57,3W**	**4635**	**1502**	**EG70** 15
3000K - CRI 80 - DMX					
21W	2800	**24,7W**	**1854**	**611**	**EG71** 15
31W	4200	**35,6W**	**2781**	**908**	**EG72** 15
42W	5600	**46,8W**	**3708**	**1205**	**EG73** 15
52W	7000	**57,3W**	**4635**	**1502**	**EG74** 15
2700K - CRI 80 - DMX					
21W	2600	**24,7W**	**1721**	**611**	**EG75** 15
31W	3900	**35,6W**	**2582**	**908**	**EG76** 15
42W	5200	**46,8W**	**3443**	**1205**	**EG77** 15
52W	6500	**57,3W**	**4304**	**1502**	**EG78** 15

Complete with electronic control card.
Power supply to be ordered separately.

new





source W	source lm	system W	system lm	length	code colour
Wall grazing spot					
LED					
4000K - CRI 80 - DALI					
• 21W	2800	**24,7W**	**1966**	**611**	**EI88** 15
• 31W	4200	**35,6W**	**2950**	**908**	**EI89** 15
• 42W	5600	**46,8W**	**3933**	**1205**	**EI90** 15
• 52W	7000	**57,3W**	**4916**	**1502**	**EI91** 15
3000K - CRI 80 - DALI					
• 21W	2800	**24,7W**	**1966**	**611**	**EI92** 15
• 31W	4200	**35,6W**	**2950**	**908**	**EI93** 15
• 42W	5600	**46,8W**	**3933**	**1205**	**EI94** 15
• 52W	7000	**57,3W**	**4916**	**1502**	**EI95** 15
2700K - CRI 80 - DALI					
• 21W	2600	**24,7W**	**1826**	**611**	**EI96** 15
• 31W	3900	**35,6W**	**2739**	**908**	**EI97** 15
• 42W	5200	**46,8W**	**3652**	**1205**	**EI98** 15
• 52W	6500	**57,3W**	**4565**	**1502**	**EI99** 15

Complete with electronic control card.
Power supply to be ordered separately.
Class of Insulation II.

source W	source lm	system W	system lm	length	code colour
Wall grazing spot					
LED					
4000K - CRI 80 - DMX					
21W	2800	**24,7W**	**1966**	**611**	**EF97** 15
31W	4200	**35,6W**	**2950**	**908**	**EF98** 15
42W	5600	**46,8W**	**3933**	**1205**	**EF99** 15
52W	7000	**57,3W**	**4916**	**1502**	**EG00** 15
3000K - CRI 80 - DMX					
21W	2800	**24,7W**	**1966**	**611**	**EG01** 15
31W	4200	**35,6W**	**2950**	**908**	**EG02** 15
42W	5600	**46,8W**	**3933**	**1205**	**EG03** 15
52W	7000	**57,3W**	**4916**	**1502**	**EG04** 15
2700K - CRI 80 - DMX					
21W	2600	**24,7W**	**1826**	**611**	**EG05** 15
31W	3900	**35,6W**	**2739**	**908**	**EG06** 15
42W	5200	**46,8W**	**3652**	**1205**	**EG07** 15
52W	6500	**57,3W**	**4565**	**1502**	**EG08** 15

Complete with electronic control card.
Power supply to be ordered separately.

Class III products: performances are assured only when using the electronic power supplies and drivers indicated in the catalogue.

Technical information may change alongside technological progress. Consult iguzzini.com for ongoing updates.

new





source		system			
W	lm	W	lm	length	code colour
Wall grazing medium					
LED					
4000K - CRI 80 - DALI					
• 21W	2800	**24,7W**	**1601**	**611**	**EL00** 15
• 31W	4200	**35,6W**	**2402**	**908**	**EL01** 15
• 42W	5600	**46,8W**	**3203**	**1205**	**EL02** 15
• 52W	7000	**57,3W**	**4003**	**1502**	**EL03** 15
3000K - CRI 80 - DALI					
• 21W	2800	**24,7W**	**1601**	**611**	**EL04** 15
• 31W	4200	**35,6W**	**2402**	**908**	**EL05** 15
• 42W	5600	**46,8W**	**3203**	**1205**	**EL06** 15
• 52W	7000	**57,3W**	**4003**	**1502**	**EL07** 15
2700K - CRI 80 - DALI					
• 21W	2600	**24,7W**	**1487**	**611**	**EL08** 15
• 31W	3900	**35,6W**	**2230**	**908**	**EL09** 15
• 42W	5200	**46,8W**	**2974**	**1205**	**EL10** 15
• 52W	6500	**57,3W**	**3717**	**1502**	**EL11** 15

Complete with electronic control card.
Power supply to be ordered separately.
Class of Insulation II.

source		system			
W	lm	W	lm	length	code colour
Wall grazing medium					
LED					
4000K - CRI 80 - DMX					
21W	2800	**24,7W**	**1601**	**611**	**EG09** 15
31W	4200	**35,6W**	**2402**	**908**	**EG10** 15
42W	5600	**46,8W**	**3203**	**1205**	**EG11** 15
52W	7000	**57,3W**	**4003**	**1502**	**EG12** 15
3000K - CRI 80 - DMX					
21W	2800	**24,7W**	**1601**	**611**	**EG13** 15
31W	4200	**35,6W**	**2402**	**908**	**EG14** 15
42W	5600	**46,8W**	**3203**	**1205**	**EG15** 15
52W	7000	**57,3W**	**4003**	**1502**	**EG16** 15
2700K - CRI 80 - DMX					
21W	2600	**24,7W**	**1487**	**611**	**EG17** 15
31W	3900	**35,6W**	**2230**	**908**	**EG18** 15
42W	5200	**46,8W**	**2974**	**1205**	**EG19** 15
52W	6500	**57,3W**	**3717**	**1502**	**EG20** 15

Complete with electronic control card.
Power supply to be ordered separately.

new





source		system			
W	lm	W	lm	length	code colour
Wall grazing wide flood					
LED					
4000K - CRI 80 - DALI					
• 21W	2800	**24,7W**	**1854**	**611**	**EL12** 15
• 31W	4200	**35,6W**	**2781**	**908**	**EL13** 15
• 42W	5600	**46,8W**	**3708**	**1205**	**EL14** 15
• 52W	7000	**57,3W**	**4635**	**1502**	**EL15** 15
3000K - CRI 80 - DALI					
• 21W	2800	**24,7W**	**1854**	**611**	**EL16** 15
• 31W	4200	**35,6W**	**2781**	**908**	**EL17** 15
• 42W	5600	**46,8W**	**3708**	**1205**	**EL18** 15
• 52W	7000	**57,3W**	**4635**	**1502**	**EL19** 15
2700K - CRI 80 - DALI					
• 21W	2600	**24,7W**	**1721**	**611**	**EL20** 15
• 31W	3900	**35,6W**	**2582**	**908**	**EL21** 15
• 42W	5200	**46,8W**	**3443**	**1205**	**EL22** 15
• 52W	6500	**57,3W**	**4304**	**1502**	**EL23** 15

Complete with electronic control card.
Power supply to be ordered separately.
Class of Insulation II.

source		system			
W	lm	W	lm	length	code colour
Wall grazing wide flood					
LED					
4000K - CRI 80 - DMX					
21W	2800	**24,7W**	**1854**	**611**	**EG21** 15
31W	4200	**35,6W**	**2781**	**908**	**EG22** 15
42W	5600	**46,8W**	**3708**	**1205**	**EG23** 15
52W	7000	**57,3W**	**4635**	**1502**	**EG24** 15
3000K - CRI 80 - DMX					
21W	2800	**24,7W**	**1854**	**611**	**EG25** 15
31W	4200	**35,6W**	**2781**	**908**	**EG26** 15
42W	5600	**46,8W**	**3708**	**1205**	**EG27** 15
52W	7000	**57,3W**	**4635**	**1502**	**EG28** 15
2700K - CRI 80 - DMX					
21W	2600	**24,7W**	**1721**	**611**	**EG29** 15
31W	3900	**35,6W**	**2582**	**908**	**EG30** 15
42W	5200	**46,8W**	**3443**	**1205**	**EG31** 15
52W	6500	**57,3W**	**4304**	**1502**	**EG32** 15

Complete with electronic control card.
Power supply to be ordered separately.

source		system			
W	lm	W	lm	length	code colour
RGB - RGBW - Tunable White - Wall grazing wide flood					
LED					
RGB - DMX					
26W	1050	**28,3W**	**781**	**611**	**EG33** 15
38W	1600	**40W**	**1154**	**908**	**EG34** 15
51W	2100	**52,1W**	**1527**	**1205**	**EG35** 15
RGBW - DMX					
23W	1450	**26,7W**	**1019**	**611**	**EG36** 15
35W	2150	**38,8W**	**1529**	**908**	**EG37** 15
46W	2850	**50W**	**2039**	**1205**	**EG38** 15
58W	3600	**61,1W**	**2549**	**1502**	**EG39** 15
Tunable white - DMX					
26W	2500	**29,6W**	**1800**	**611**	**EG40** 15
38W	3700	**41,9W**	**2664**	**908**	**EG41** 15
51W	4850	**54,4W**	**3492**	**1205**	**EG42** 15

Complete with electronic control card.
Power supply to be ordered separately.

Linealuce Mini 47
Surface

Optical accessories	code	colour
Honeycomb louvre for all versions		
L=591	**X357**	04 For L=611 versions
L=888	**X358**	04 For L=908 versions
L=1185	**X359**	04 For L=1205 versions
L=1482	**X360**	04 For L=1502 versions
Internal transversal louvre for all versions		
L=591	**X349**	04 For L=611 versions
L=888	**X350**	04 For L=908 versions
L=1185	**X351**	04 For L=1205 versions
L=1482	**X352**	04 For L=1502 versions
Internal transversal louvre for RGBW versions		
L=591	**X399**	04 For L=611 versions
L=888	**X400**	04 For L=908 versions
L=1185	**X401**	04 For L=1205 versions
L=1482	**X402**	04 For L=1502 versions
Internal transversal louvre for monochromatic, TW, RGB versions		
L=591	**X353**	04 For L=611 versions
L=888	**X354**	04 For L=908 versions
L=1185	**X355**	04 For L=1205 versions
L=1482	**X356**	04 For L=1502 versions

Optical accessories	code	colour
Elliptical filter 25°x 45° for Spot optic 12°		
L=591	**X361**	24 For L=611 versions
L=888	**X362**	24 For L=908 versions
L=1185	**X363**	24 For L=1205 versions
L=1482	**X364**	24 For L=1502 versions
Elliptical filter 25°x 45° for flood optic 39°		
L=591	**X365**	24 For L=611 versions
L=888	**X366**	24 For L=908 versions
L=1185	**X367**	24 For L=1205 versions
L=1482	**X368**	24 For L=1502 versions
Assymetrical external screen for monochromatic and TW versions		
L=614	**X369**	04 For L=611 versions
L=911	**X370**	04 For L=908 versions
L=1208	**X371**	04 For L=1205 versions
L=1505	**X372**	04 For L=1502 versions
 Assymetrical external screen for RGB versions		
L=614	**X377**	04 For L=611 versions
L=911	**X378**	04 For L=908 versions
L=1208	**X379**	04 For L=1205 versions
Assymetrical external screen for RGBW versions		
L=510	**X384**	04 For L=908 versions
L=614	**X383**	04 For L=611 versions
L=1208	**X385**	04 For L=1205 versions
L=1505	**X386**	04 For L=1502 versions

Optical accessories	code	colour
Symetrical external screen for monochromatic and TW versions		
L=614	**X373**	04 For L=611 versions
L=911	**X374**	04
L=1208	**X375**	04 For L=1205 versions
L=1505	**X376**	04
External symmetrical screen for RGB versions		
L=614	**X380**	04 For L=611 versions
L= 908	**X381**	04
L=1205	**X382**	04 For L=1205 versions
Symetrical external screen for RGBW versions		
L=510	**X388**	04 For L=908 versions
L=614	**X387**	04 For L=611 versions
L=1208	**X389**	04 For L=1205 versions
L=1505	**X390**	04 For L=1502 versions

Mounting accessories	code	colour
Short orientable arms wall/ ceiling/support	**X392**	13
Short orientable arms wall/ ceiling/support with lateral mechanical block	**X391**	13
Orientable arms wall/ ceiling/support		
L=60 mm from wall	**X393**	13
L=100 from wall	**X394**	13
L=200 from wall	**X395**	13
Spike kit for ground / garden installation		
To be used together with arms X391 - X392 - X393 - X394	**X476**	00 for L=611-908-1205 mm

Control gear	code	colour
Y cinnector with 5 poles IP68		
For the connection of the DMX or DALI signal cable and power supply cable	**BZN7**	00
IP 68 junction connector with 4 poles and end cap for male junction		
4 poles	**X423**	04
5 poles	**X397**	04
2-way IP68 male/female junction connector with 4 poles		
4 poles	**X424**	04
5 poles	**X398**	04
Female connector - IP68		
4 poles	**X422**	04
5 poles	**X396**	04
End cap for connectors + 120 ohm thermal resistance	**BZQ7**	00 for versions with DMX-RDM

Power supply	code	colour
Constant current power supply unit non dimmable track DIN 120W		
VIN = 220-240VAC 50/60Hz Vout = 48V-55V IMAX = 2,5A dimensions: 40x114x125	**BZ14**	00
Constant current power supply unit non dimmable track DIN 240W		
VIN = 220-240VAC 50/60Hz Vout = 48V-55V IMAX = 5A dimensions: 63x114x125	**BZ15**	00
Constant current power supply unit non dimmable track DIN 480W		
VIN = 220-240VAC 50/60Hz Vout = 48V-55V IMAX = 10A dimensions: 85x128x125	**BZ16**	00
Power supply IP67 120W		
VIN = 90-305VAC 47/63Hz Vout = 48Vdc (43÷53Vdc) dimensions: 220x68x38.8	**X403**	00
Power supply IP67 240W		
VIN = 90-305VAC 47/63Hz Vout = 48Vdc (44,8÷51,2Vdc) dimensions: 244x68x38.8	**X404**	00
Power supply IP67 480W		
VIN = 90-305VAC 47/63Hz Vout = 48Vdc (40,8-50,4Vdc) dimensions: 262x125x43.8	**X405**	00



Haringey Bridge – London, United Kingdom
Lighting Designers:
Sutton Vane Associates
General planning:
Adams & Sutherland
Environmental engineering:
Freeman Beesley
Photo: iGuzzini Archive

Linealuce Mini 37
Surface

design Jean Michel Wilmotte



Mini 37R
Monochromatic: PWM



Mini 37
Monochromatic: DALI - DMX



Mini 37
RGB: DALI - DMX



512 mm Monochromatic: DALI - DMX
RGB: DALI - DMX
528 mm Monochromatic: PWM



792 mm Monochromatic: PWM



1004 mm RGB: DALI - DMX
1040 mm Monochromatic: DALI - DMX
1056 mm Monochromatic: PWM



1321 mm Monochromatic: PWM



1496 mm RGB: DALI - DMX
1569 mm Monochromatic: DALI - DMX
1585 mm Monochromatic: PWM

Explore and interact with products in 3D.
thelightexperience.iguzzini.com

DALI DMX PWM IP66 IK05

- Wall, ceiling and balustrade installation using accessory supports.
- Extruded aluminium body and end caps in die-cast zamak complete with silicone gaskets.
- Optical compartment closed at the top by a 3mm thick transparent glass screen secured with silicone.
- The product is supplied with a single PG9 cable gland in nickel-plated brass and an outgoing PVC cable.
- The linear connector IP68 and the junction box IP67 with quick-terminals are available for the electrical connection.
- Electronic power supplies to be ordered separately.
- Dimmable monochromatic and RGB versions: electronic power supplies Vin=48Vdc to be ordered separately, internal DALI or DMX-RDM drivers contained in a specific side-mounted box in extruded aluminium, with die-cast zama heads complete with silicone gaskets, nickel-brass cable glands PG13.5 and output cables.
- Luminaire ready for pass-through wiring.
- All external screws used are in A2 stainless steel.



Small size



Installation
in continual line

Wall Grazing optics



Wall Grazing
Spot
7,2W/m

Wall Grazing
Spot
13W/m

Wall Grazing
RGB DMX
22W/m

Floodlight optics



Spot 10°

Flood 32°

Constant flow

Linealuce Mini monochromatic 24Vdc is fitted with an exclusive electronic circuit which guarantees constant emission of the luminous flux even with variations in the input voltage from 16V to 30V**.**
The constant luminous flux emitted on the entire power line is guaranteed up to 30 m.

Constant luminous flux emitted on the entire line (Linealuce Mini 24Vdc)

30Vdc

Applications

The compact dimensions of the equipment ensure a broad range of applications in every architectural context.



Ceiling light with plate

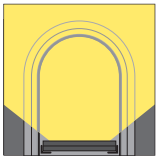

Surface-mounted with plate

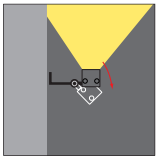

Wall-mounted with adjustable arms

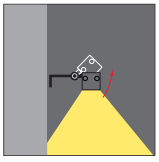

Wall-mounted with adjustable arms

Linealuce Mini 37
Surface

15
GREY

iguzzini.com code finder / download design files / save and organize favorites





source W	source lm	system W	system lm	length	code colour
Spot 10°					
LED					
4000K - CRI 80 - PWM					
6,5W	620	**7,4W**	**440**	528	**BK36** 15
13W	1240	**14W**	**880**	1056	**BK40** 15
3000K - CRI 80 - PWM					
6,5W	570	**7,4W**	**405**	528	**BK37** 15
13W	1130	**14W**	**802**	1056	**BK41** 15

Power supply to be ordered separately.
Without any additional component the PMW versions will operate in on-off mode.

source W	source lm	system W	system lm	length	code colour
Flood 32°					
LED					
4000K - CRI 80 - PWM					
6,5W	620	**7,4W**	**372**	528	**BK80** 15
13W	1240	**14W**	**743**	1056	**BK84** 15
3000K - CRI 80 - PWM					
6,5W	570	**7,4W**	**342**	528	**BK81** 15
13W	1130	**14W**	**677**	1056	**BK85** 15

Power supply to be ordered separately.
Without any additional component the PMW versions will operate in on-off mode.

source W	source lm	system W	system lm	length	code colour
Wall grazing 2÷3 m					
LED					
4000K - CRI 80 - PWM					
3,6W	390	**4,2W**	**213**	528	**BH14** 15
7,2W	790	**7,8W**	**431**	1056	**BH16** 15
11W	1190	**11,5W**	**649**	1585	**BH18** 15
3000K - CRI 80 - PWM					
3,6W	360	**4,2W**	**196**	528	**BH15** 15
7,2W	720	**7,8W**	**393**	1056	**BH17** 15
11W	1080	**11,5W**	**589**	1585	**BH19** 15

Power supply to be ordered separately.
Without any additional component the PMW versions will operate in on-off mode.

source W	source lm	system W	system lm	length	code colour
Wall grazing 4÷5 m					
LED					
4000K - CRI 80 - PWM					
6,5W	620	**7,4W**	**336**	528	**BH20** 15
9,8W	930	**10,7W**	**503**	792	**BI11** 15
13W	1240	**14W**	**671**	1056	**BH22** 15
16W	1550	**17,3W**	**839**	1321	**BI13** 15
20W	1860	**20,8W**	**1007**	1585	**BH24** 15
3000K - CRI 80 - PWM					
6,5W	570	**7,4W**	**309**	528	**BH21** 15
9,8W	850	**10,7W**	**460**	792	**BI12** 15
13W	1130	**14W**	**612**	1056	**BH23** 15
16W	1410	**17,3W**	**763**	1321	**BI14** 15
20W	1700	**20,8W**	**920**	1585	**BH25** 15

Power supply to be ordered separately.
Without any additional component the PMW versions will operate in on-off mode.



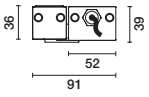

source W	source lm	system W	system lm	length	code colour
Spot 10°					
LED					
4000K - CRI 80 - DALI					
5,9W	590	**6,8W**	**419**	512	**BM69** 15
12W	1180	**14,1W**	**838**	1040	**BM71** 15
3000K - CRI 80 - DALI					
5,9W	540	**6,8W**	**383**	512	**BM70** 15
12W	1080	**14,1W**	**767**	1040	**BM72** 15

Complete with electronic control card.
Power supply to be ordered separately.
Monochromatic DALI versions occupy 1 address.

source W	source lm	system W	system lm	length	code colour
Flood 32°					
LED					
4000K - CRI 80 - DALI					
5,9W	590	**6,8W**	**354**	512	**BM77** 15
12W	1180	**14,1W**	**707**	1040	**BM79** 15
3000K - CRI 80 - DALI					
5,9W	540	**6,8W**	**324**	512	**BM78** 15
12W	1080	**14,1W**	**647**	1040	**BM80** 15

Complete with electronic control card.
Power supply to be ordered separately.
Monochromatic DALI versions occupy 1 address.

source W	source lm	system W	system lm	length	code colour
Wall grazing 4÷5 m					
LED					
4000K - CRI 80 - DALI					
5,9W	590	**6,8W**	**319**	512	**BL30** 15
12W	1180	**14,1W**	**639**	1040	**BL32** 15
18W	1780	**20,3W**	**963**	1569	**BL34** 15
3000K - CRI 80 - DALI					
5,9W	540	**6,8W**	**292**	512	**BL31** 15
12W	1080	**14,1W**	**585**	1040	**BL33** 15
18W	1620	**20,3W**	**877**	1569	**BL35** 15
4000K - CRI 80 - DMX-RDM					
5,9W	590	**6,8W**	**319**	512	**BL36** 15
12W	1180	**14,1W**	**639**	1040	**BL38** 15
18W	1780	**20,3W**	**963**	1569	**BL40** 15
3000K - CRI 80 - DMX-RDM					
5,9W	540	**6,8W**	**292**	512	**BL37** 15
12W	1080	**14,1W**	**585**	1040	**BL39** 15
18W	1620	**20,3W**	**877**	1569	**BL41** 15

Complete with electronic control card.
Power supply to be ordered separately.
Monochromatic DALI versions occupy 1 address.

Class III products: performances are assured only when using the electronic power supplies and drivers indicated in the catalogue.

Technical information may change alongside technological progress. Consult iguzzini.com for ongoing updates.



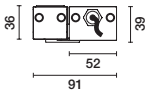

source W	lm	system W	lm	length	code colour
Wall grazing 5÷6 m					
LED					
RGB - DALI					
11W	660	**13,5W**	**362**	**512**	**BJ17** 15
22W	1320	**24,3W**	**725**	**1004**	**BJ18** 15
33W	1980	**42,6W**	**1087**	**1496**	**BJ19** 15
RGB - DMX-RDM					
11W	660	**13,5W**	**362**	**512**	**BJ20** 15
22W	1320	**24,3W**	**725**	**1004**	**BJ21** 15
33W	1980	**42,6W**	**1087**	**1496**	**BJ22** 15

Complete with electronic control card.
Power supply to be ordered separately.
The DALI RGB versions occupy 3 addresses.



Carpi Cathedral - Carpi, Italy
Installation and management: Lectron
Photo: iGuzzini Archive

Linealuce Mini 37
Surface

Mounting accessories	code	colour
 Adjustable arms +/- 90° in stainless steel for wall or ceiling mounting		
L=83 for monochromatic static LED	**BZJ9**	13
L=115 for monochromatic dimmable LED and RGB	**BZQ9**	13
L=200	**BZJ8**	13

Mounting accessories	code	colour
 Plat for application on support or on ceiling		
L=290	**BZJ6** For L=512-528-1004-1040-1056	00
L=625mm	**BZJ7** L=1321-1496-1569-1585	00

PWM dimmable monochromatic LED components

Power supply	code	colour
 Constant current power supply unit non dimmable IP67 40W		
VIN =90-305VAC 50/60Hz Vout = 24V IMAX = 1,67A dimensions:171x61,5x36,8	**X182**	00
 Constant current power supply unit non dimmable IP67 80W		
VIN =90-305VAC 50/60Hz Vout = 24V IMAX = 3,4A dimensions:195,6x61,5x38,8	**X183**	00
 Constant current power supply unit non dimmable IP67 120W		
VIN =90-305VAC 50/60Hz Vout = 24V IMAX = 5A dimensions:220x68x38,8	**X184**	00
 Constant current power supply unit non dimmable IP67 185W		
VIN =90-305VAC 50/60Hz Vout = 24V IMAX = 7,8A dimensions:228x68x38,8	**X185**	00
 Constant current power supply unit non dimmable IP67 240W		
VIN =90-305VAC 50/60Hz Vout = 24V IMAX = 10A dimensions:244,2x90x43,8	**X186**	00

Power supply	code	colour
 Constant current power supply unit non dimmable IP67 320W		
VIN =90-305VAC 50/60Hz Vout = 24V IMAX = 13,34A dimensions:252x90x43,8	**X187**	00
 Constant current power supply unit non dimmable track DIN 120W		
VIN = 90-240VAC 50/60Hz Vout = 24V IMAX = 5A dimensions: 40x114x125	**BZK0**	00
 Constant current power supply unit non dimmable track DIN 240W		
VIN = 90-240VAC 50/60Hz Vout = 24V IMAX = 10A dimensions: 63x114x125	**9912**	00
 Constant current power supply unit non dimmable track DIN 10W		
VIN = 220-240VAC 50/60Hz Vout = 24V IMAX = 0,4A dimensions: 18x68x93	**9908**	00
 Constant current power supply unit non dimmable track DIN 24W		
VIN = 220-240VAC 50/60Hz Vout = 24V IMAX = 1A dimensions: 35x68x94	**9909**	00

Power supply	code	colour
 Constant current power supply unit non dimmable track DIN 72W		
VIN = 220-240VAC 50/60Hz Vout = 24V IMAX = 3A dimensions: 70x68x94	**9910**	00
 Constant current power supply unit non dimmable track DIN 96W		
VIN = 220-240VAC 50/60Hz Vout = 24V IMAX = 4A dimensions: 93x66x105	**9911**	00
 Constant current power supply unit non dimmable track DIN 480W		
VIN = 90-240VAC 50/60Hz Vout = 24V IMAX = 20A dimensions: 86x129x125	**BZK1**	00

PWM dimmable monochromatic LED components

Interfaces & remote units	code	colour
 PWM interface with DALI monochromatic LED dimmer 120W 24Vdc	**MWP3**	00

Control gear	code	colour
 Junction box with rapid connectors		
Suitable for 2x4 mm2 cables	**BZK7**	15
 IP67 box for power supply		
dim. 140x230x95h (6PG)	**9582**	00 Unfit for power supplies 9912-BZH1
dim. 280x190x130h (10PG)	**BZ33**	00

Control gear	code	colour
 2-way connector with 2 pole terminal IP68		
Suitable for 2x2.5 mm2 cables	**BZK6**	00

DALI/DMX and RGB DALI/DMX dimmable monochromatic LED components

Power supply	code	colour
 Constant current power supply unit non dimmable track DIN 120W		
VIN = 220-240VAC 50/60Hz Vout = 48V-55V IMAX = 2,5A dimensions: 40x114x125	**BZ14**	00
 Constant current power supply unit non dimmable track DIN 240W		
VIN = 220-240VAC 50/60Hz Vout = 48V-55V IMAX = 5A dimensions: 63x114x125	**BZ15**	00
 Constant current power supply unit non dimmable track DIN 480W		
VIN = 220-240VAC 50/60Hz Vout = 48V-55V IMAX = 10A dimensions: 85x128x125	**BZ16**	00

Control gear	code	colour
 IP68 connector 5-pole	**BZS6**	04
 Y cinnector with 5 poles IP68		
For the connection of the DMX or DALI signal cable and power supply cable	**BZN7**	00
 End cap for connectors + 120 ohm thermal resistance	**BZQ7**	00 for versions with DMX-RDM

Linealuce Mini 55
Recessed

design Jean Michel Wilmotte



Mini 55R
Monochromatic: PWM



Mini 55
Monochromatic: DALI



Mini 55
RGB: DMX



552 mm Monochromatic: PWM - DALI / RGB DMX



1044 mm RGB: DMX
1080 mm Monochromatic: PWM - DALI



1529 mm RGB: DMX
1609 mm Monochromatic: PWM - DALI

Explore and interact with products in 3D.
thelightexperience.iguzzini.com

DALI DMX PWM IP67 IK09

- Floor-, wall- and ceiling-mounted recessed luminaire intended for use with LED light sources.
- Comprising body and installation frame casing (to be ordered separately).
- Extruded aluminium body closed at the top by a transparent or anti-slip glass screen secured with silicone; with die-cast aluminium end caps complete with silicone seals; aluminium outer casing with techno-polymer caps.
- Dimmable monochromatic and RGB versions: electronic power supplies Vin=48Vdc to be ordered separately, internal DALI or DMX-RDM drivers.
- Luminaire ready for pass-through wiring.
- Static load resistance 1000 Kg
- Contact temperature <40°.
- All external screws used are in A2 stainless steel.



Versions complete with non-slip glass



Temperature < 40°C



Static load resistance 1000 Kg

Wall Grazing optics



Wall Grazing
DALI
13W

Wall Grazing
RGB DMX
17W

Floodlight optic



Flood 46°

Applications
The compact dimensions of the equipment ensure a broad range of applications in every architectural context.

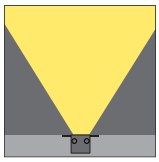

F - Floor



F - Ceiling

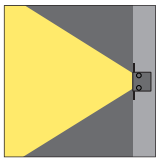

F - Wall

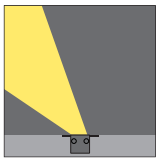

WG - Floor

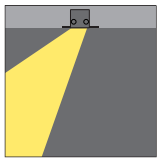

WG - Ceiling

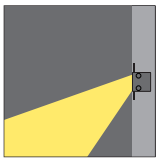

WG - Wall

iguzzini.com code finder / download design files / save and organize favorites





source W	lm	system W	lm	length	code colour
No-skid glass - Flood optic 46°					
LED					
4000K - CRI 80 - DALI					
5,9W	590	**6,8W**	**236**	**552**	**BW42** 15
12W	1180	**14,1W**	**472**	**1080**	**BW44** 15
18W	1780	**20,3W**	**712**	**1609**	**BW46** 15
3000K - CRI 80 - DALI					
5,9W	540	**6,8W**	**216**	**552**	**BW43** 15
12W	1080	**14,1W**	**432**	**1080**	**BW45** 15
18W	1620	**20,3W**	**648**	**1609**	**BW47** 15

Complete with electronic control card.
Power supply to be ordered separately.
Occupy 1 DALI address.





source W	lm	system W	lm	length	code colour
Transparent glass - Wall grazing 4÷5 m					
LED					
4000K - CRI 80 - DALI					
5,9W	590	**6,8W**	**329**	**552**	**BW30** 15
12W	1180	**14,1W**	**658**	**1080**	**BW32** 15
18W	1780	**20,3W**	**993**	**1609**	**BW34** 15
3000K - CRI 80 - DALI					
5,9W	540	**6,8W**	**301**	**552**	**BW31** 15
12W	1080	**14,1W**	**602**	**1080**	**BW33** 15
18W	1620	**20,3W**	**904**	**1609**	**BW35** 15

Complete with electronic control card.
Power supply to be ordered separately.
Occupy 1 DALI address.

Class III products: performances are assured only when using the electronic power supplies and drivers indicated in the catalogue.

Linealuce Mini 55
Recessed luminaire

15
GREY

iguzzini.com code finder / download design files / save and organize favorites





source W	source lm	system W	system lm	length	code colour
No-skid glass - Flood optic 46°					
LED					
4000K - CRI 80 - PWM					
6,5W	620	**7,4W**	**248**	**552**	**BW24** 15
13W	1240	**14W**	**496**	**1080**	**BW26** 15
20W	1860	**20,8W**	**744**	**1609**	**BW28** 15
3000K - CRI 80 - PWM					
6,5W	570	**7,4W**	**228**	**552**	**BW25** 15
13W	1130	**14W**	**452**	**1080**	**BW27** 15
20W	1700	**20,8W**	**680**	**1609**	**BW29** 15

Power supply to be ordered separately.
Without any additional component the PMW versions will operate in on-off mode.





source W	source lm	system W	system lm	length	code colour
Transparent glass - Wall grazing 4÷5 m					
LED					
4000K - CRI 80 - PWM					
6,5W	620	**7,4W**	**346**	**552**	**BW18** 15
13W	1240	**14W**	**692**	**1080**	**BW20** 15
20W	1860	**20,8W**	**1038**	**1609**	**BW22** 15
3000K - CRI 80 - PWM					
6,5W	570	**7,4W**	**318**	**552**	**BW19** 15
13W	1130	**14W**	**630**	**1080**	**BW21** 15
20W	1700	**20,8W**	**948**	**1609**	**BW23** 15

Power supply to be ordered separately
Without any additional component the PMW versions will operate in on-off mode.





source W	source lm	system W	system lm	length	code colour
Wall grazing 6÷7 m					
LED					
RGB - DMX-RDM					
11W	660	**13,5W**	**362**	**552**	**BW57** 15
22W	1320	**24,3W**	**725**	**1044**	**BW58** 15
33W	1980	**42,6W**	**1087**	**1529**	**BW59** 15

Complete with electronic control card.
Power supply to be ordered separately.

Compatible with light management systems in the iGuzzini range illustrated on page 797
For system definition, refer to the instruction sheet.

Mounting accessories	code	colour
 Kit with steel cables with small reinforcement plates for application on false ceiling		
L=570	**X013**	00 for monochromatic static LED
 Steel cable L=200 for application on wall	**5925**	00

Mounting accessories	code	colour
 Casing		
L=545	**X010**	00 For BW18-BW19-BW24-BW25
L=1073	**X011**	00 For BW20-BW21-BW26-BW27
L=1602	**X012**	00 For BW22-BW23-BW28-BW29

Mounting accessories	code	colour
 Casing		
L=545	**X014**	00 For BW30-BW31-BW42-BW43-BW57
L=1037	**X017**	00 For BW58
L=1073	**X015**	00 For BW32-BW33-BW44-BW45
L=1529	**X018**	00 For BW59
L=1602	**X016**	00 For BW34-BW35-BW46-BW47

Class III products: performances are assured only when using the electronic power supplies and drivers indicated in the catalogue.

Technical information may change alongside technological progress. Consult iguzzini.com for ongoing updates.

PWM dimmable monochromatic LED components

Power supply	code	colour
 Constant current power supply unit non dimmable IP67 40W VIN =90-305VAC 50/60Hz Vout = 24V IMAX = 1,67A dimensions:171x61,5x36,8	**X182**	00
 Constant current power supply unit non dimmable IP67 80W VIN =90-305VAC 50/60Hz Vout = 24V IMAX = 3,4A dimensions:195,6x61,5x38,8	**X183**	00
 Constant current power supply unit non dimmable IP67 120W VIN =90-305VAC 50/60Hz Vout = 24V IMAX = 5A dimensions:220x68x38,8	**X184**	00
 Constant current power supply unit non dimmable IP67 185W VIN =90-305VAC 50/60Hz Vout = 24V IMAX = 7,8A dimensions:228x68x38,8	**X185**	00
 Constant current power supply unit non dimmable IP67 240W VIN =90-305VAC 50/60Hz Vout = 24V IMAX = 10A dimensions:244,2x90x43,8	**X186**	00
 Constant current power supply unit non dimmable IP67 320W VIN =90-305VAC 50/60Hz Vout = 24V IMAX = 13,34A dimensions:252x90x43,8	**X187**	00

Power supply	code	colour
 Constant current power supply unit non dimmable track DIN 120W VIN = 90-240VAC 50/60Hz Vout = 24V IMAX = 5A dimensions: 40x114x125	**BZK0**	00
 Constant current power supply unit non dimmable track DIN 240W VIN = 90-240VAC 50/60Hz Vout = 24V IMAX = 10A dimensions: 63x114x125	**9912**	00
 Constant current power supply unit non dimmable track DIN 10W VIN = 220-240VAC 50/60Hz Vout = 24V IMAX = 0,4A dimensions: 18x68x93	**9908**	00
 Constant current power supply unit non dimmable track DIN 24W VIN = 220-240VAC 50/60Hz Vout = 24V IMAX = 1A dimensions: 35x68x94	**9909**	00
 Constant current power supply unit non dimmable track DIN 72W VIN = 220-240VAC 50/60Hz Vout = 24V IMAX = 3A dimensions: 70x68x94	**9910**	00
 Constant current power supply unit non dimmable track DIN 96W VIN = 220-240VAC 50/60Hz Vout = 24V IMAX = 4A dimensions: 93x66x105	**9911**	00

Power supply	code	colour
 Constant current power supply unit non dimmable track DIN 480W VIN = 90-240VAC 50/60Hz Vout = 24V IMAX = 20A dimensions: 86x129x125	**BZK1**	00

Interfaces & remote units	code	colour
 PWM interface with DALI monochromatic LED dimmer 120W 24Vdc	**MWP3**	00

Control gear	code	colour
 IP67 box for power supply		
dim. 140x230x95h (6PG)	**9582**	00 Unfit for power supplies 9912-BZH1
dim. 280x190x130h (10PG)	**BZ33**	00

Monochromatic, dimmable DALI and RGB DMX LED components

Power supply	code	colour
 Constant current power supply unit non dimmable track DIN 120W VIN = 220-240VAC 50/60Hz Vout = 48V-55V IMAX = 2,5A dimensions: 40x114x125	**BZ14**	00
 Constant current power supply unit non dimmable track DIN 240W VIN = 220-240VAC 50/60Hz Vout = 48V-55V IMAX = 5A dimensions: 63x114x125	**BZ15**	00

Power supply	code	colour
 Constant current power supply unit non dimmable track DIN 480W VIN = 220-240VAC 50/60Hz Vout = 48V-55V IMAX = 10A dimensions: 85x128x125	**BZ16**	00

Control gear	code	colour
 IP68 connector 5-pole	**BZS6**	04
 Y cinnector with 5 poles IP68		
For the connection of the DMX or DALI signal cable and power supply cable	**BZN7**	00
 End cap for connectors + 120 ohm thermal resistance	**BZQ7**	00 for versions with DMX-RDM

Linealuce Compact 75
Surface

design Jean Michel Wilmotte



Compact 75
Monochromatic



Compact 75
Monochromatic: DALI



Compact 75
RGB: DALI - DMX
Tunable White: DMX
RGBW: DMX
WRGBW: DMX



506 mm RGB: DALI - DMX / RGBW: DMX / Tunable white: DMX
528 mm Monochromatic / Monochromatic: DALI
540 mm WRGBW: DMX



998 mm RGB: DALI - DMX / RGBW: DMX / Tunable white: DMX
1026 mm WRGBW: DMX
1056 mm Monochromatic / Monochromatic: DALI



1490 mm RGB: DALI - DMX / RGBW: DMX /Tunable white: DMX
1511 mm WRGBW: DMX
1585 mm Monochromatic / Monochromatic: DALI

Explore and interact with products in 3D.
thelightexperience.iguzzini.com

DALI DMX IP66 IK05

- Wall, ceiling and balustrade installation using accessory supports.
- Extruded aluminium body with die-cast aluminium end caps complete with silicone seals;
- Side power supply box in PPS.
- Optical compartment closed at the top by a 3mm thick transparent glass screen secured with silicone.
- The side box is fitted with a double male/female connector with a 3-pole quick coupling for pass-through wiring and an end cap on one side.
- LED versions are available with dynamic RGB colour and Tunable white change compatible with light management systems.
- Dimmable and RGB monochromatic versions complete with electronic power supply + internal DALI or DMX-RDM driver.
- Luminaire ready for pass-through wiring.
- All external screws used are in A2 stainless steel.



DMX power supply units inside the body of the luminaire



Installation in continual line



Rapid tool-free connection (free tools)

Optics

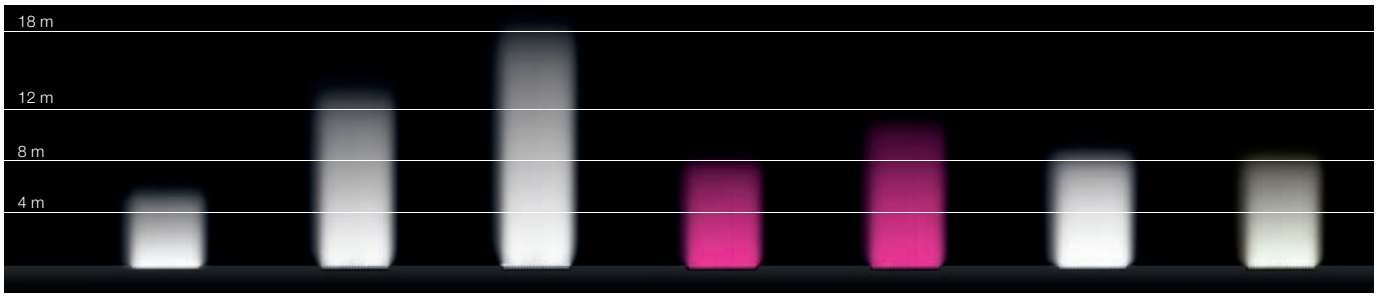

Wall Grazing Medium Static 24W/m	Wall Grazing Medium Static or DMX/DALI 35W/m	Static Wall Grazing Spot 35W/m with diffuser filter	Wall Grazing DMX/DALI	Wall Grazing Spot DMX/DALI	Wall Grazing Real White DMX/DALI	Wall Grazing Tunable White DMX/DALI
						K K

RGBW / WRGBW installation in a continual line



Applications

The huge range of installation systems allows the inclusion of Linealuce in a broad variety of applications in every architectural context.

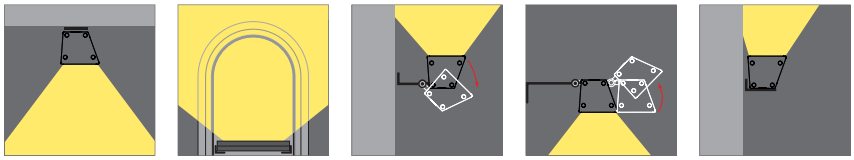

Ceiling light with plate | Surface-mounted with plate | Wall-mounted with adjustable arms | Wall-mounted with adjustable and extendible arms | Wall-mounted

Simplified wiring

Linealuce Compact comes with fast, easy pass-through wiring.
So, during mounting operations, the luminaire is never opened, significantly reducing installation times and costs and at the same time increasing operator safety. The wiring box has two inlets, male and female, and a cap for the unused inlet.

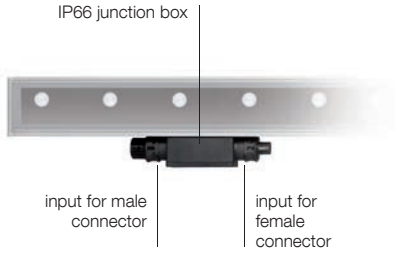



There is a suitable accessory cable for each Linealuce length.

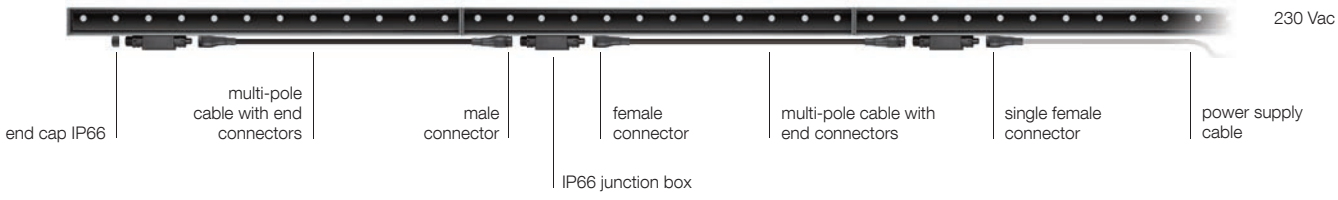

Linealuce Compact 75
Surface

15
GREY

iguzzini.com code finder / download design files / save and organize favorites



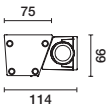

source W	source lm	system W	system lm	length	code colour
Wall grazing 4÷5 m					
LED					
4000K - CRI 80					
6,5W	630	8,2W	405	528	**BG96** 15
13W	1270	15,6W	817	1056	**BG98** 15
20W	1910	23,8W	1228	1585	**BH00** 15
3000K - CRI 80					
6,5W	580	8,2W	373	528	**BG97** 15
13W	1160	15,6W	746	1056	**BG99** 15
20W	1740	23,8W	1119	1585	**BH01** 15

Complete with power supply.

source W	source lm	system W	system lm	length	code colour
Wall grazing 8÷9 m					
LED					
4000K - CRI 80					
12W	1170	14,2W	896	528	**BH02** 15
24W	2340	28,5W	1792	1056	**BH04** 15
36W	3510	42,7W	2687	1585	**BH06** 15
3000K - CRI 80					
12W	1060	14,2W	812	528	**BH03** 15
24W	2130	28,5W	1631	1056	**BH05** 15
36W	3190	42,7W	2442	1585	**BH07** 15

Complete with power supply.



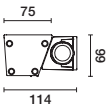

source W	source lm	system W	system lm	length	code colour
Wall grazing 11÷13 m					
LED					
4000K - CRI 80					
18W	1540	19,9W	1125	528	**BH08** 15
35W	3080	39,7W	2249	1056	**BH10** 15
53W	4630	59,7W	3381	1585	**BH12** 15
3000K - CRI 80					
18W	1400	19,9W	1022	528	**BH09** 15
35W	2800	39,7W	2045	1056	**BH11** 15
53W	4210	59,7W	3075	1585	**BH13** 15

Complete with power supply.

source W	source lm	system W	system lm	length	code colour
Wall grazing spot 13÷18 m					
LED					
4000K - CRI 80					
18W	1540	19,9W	1147	528	**BI51** 15
35W	3080	39,7W	2294	1056	**BI53** 15
53W	4630	59,7W	3449	1585	**BI55** 15
3000K - CRI 80					
18W	1400	19,9W	1043	528	**BI52** 15
35W	2800	39,7W	2086	1056	**BI54** 15
53W	4210	59,7W	3136	1585	**BI56** 15

Complete with power supply.



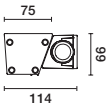

source W	source lm	system W	system lm	length	code colour
Wall grazing 11÷13 m					
LED					
4000K - CRI 80 - DALI					
14W	1300	17,7W	949	528	**BI57** 15
27W	2610	32W	1906	1056	**BI59** 15
41W	3910	47,3W	2856	1585	**BI61** 15
3000K - CRI 80 - DALI					
14W	1180	17,7W	862	528	**BI58** 15
27W	2370	32W	1731	1056	**BI60** 15
41W	3550	47,3W	2593	1585	**BI62** 15
4000K - CRI 80 - DMX-RDM					
14W	1300	17,7W	949	528	**BI63** 15
27W	2610	32W	1906	1056	**BI65** 15
41W	3910	47,3W	2856	1585	**BI67** 15
3000K - CRI 80 - DMX-RDM					
14W	1180	17,7W	862	528	**BI64** 15
27W	2370	32W	1731	1056	**BI66** 15
41W	3550	47,3W	2593	1585	**BI68** 15

Complete with electronic control card and power supply.
Monochromatic DALI versions occupy 1 address.

source W	source lm	system W	system lm	length	code colour
Wall grazing 6÷10 m					
LED					
Tunable white - DMX-RDM					
14W	1210	20,5W	736	506	**BM66** 15
27W	2420	35,7W	1471	998	**BM67** 15
41W	3620	49,6W	2201	1490	**BM68** 15

Tunable white: 2700K÷6000K.
Complete with electronic control card and power supply.



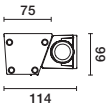

source W	source lm	system W	system lm	length	code colour
Wall grazing 8 m					
LED					
RGB - DALI					
13W	770	18,6W	494	506	**BI69** 15
27W	1530	32,4W	981	998	**BI70** 15
40W	2300	45,1W	1475	1490	**BI71** 15
RGB - DMX-RDM					
13W	770	18,6W	494	506	**BI72** 15
27W	1530	32,4W	981	998	**BI73** 15
40W	2300	45,1W	1475	1490	**BI74** 15

Complete with electronic control card and power supply.
RGB DALI versions occupy 3 addresses.

source W	source lm	system W	system lm	length	code colour
Wall grazing 6÷8 m					
LED					
RGBW - DMX-RDM					
13W	990	18,6W	662	506	**BM45** 15
27W	1980	32,9W	1323	998	**BM46** 15
40W	2970	47,4W	1985	1490	**BM47** 15
WRGBW - DMX-RDM					
15W	1100	20,3W	735	540	**BN90** 15
28W	2090	34,3W	1397	1026	**BN91** 15
42W	3080	48,6W	2059	1511	**BN92** 15

Complete with electronic control card and power supply.

source W	source lm	system W	system lm	length	code colour
Wall grazing spot 10÷11 m					
LED					
RGB - DMX-RDM					
13W	770	18,6W	655	506	**BP14** 15
27W	1530	32,4W	1301	998	**BP15** 15

Complete with electronic control card and power supply.
RGB DALI versions occupy 3 addresses.

Optical accessories	code	colour
 Anti-glare louvre		
L=510	**TJY0**	04 For L=528 versions
L=1037	**TJY1**	04 For L=1056 versions
L=1564	**TJY2**	04 For L=1585 versions
 Diffuser filter for Wall Grazing Spot optic		
L=509	**BZS8**	65 For L=528 versions
L=1037	**BZS9**	65 For L=1056 versions
L=1566	**BZT0**	65 For L=1585 versions
 Anti-glare screen		
L=510	**BZH7**	15 For L=528 versions
L=1037	**BZH8**	15 For L=1056 versions
L=1565	**BZH9**	15 For L=1585 versions

Mounting accessories	code	colour
 Aluminium adjustable arms +/- 90°		
L=138	**5576**	15 suggested for Up Light installation
 Aluminium extendable and adjustable arms +/- 90°		
L=309÷389	**5577**	15 suggested for Up Light installation
 Brackets for application on balustrade L=297		
L=297	**5578**	15 suggested for Up Light installation
 Adjustable arms +/- 90° in stainless steel for wall or ceiling mounting		
L=138	**BZX2**	13 suggested for Up Light installation
L=310	**BZX3**	13 suggested for Up Light installation
 Orientable arms +/-90° in stainless steel for wall/ ceiling application with screw block		
L=138	**X406**	13 suggested for Down Light installation for heights over 3m
L=310	**X407**	13 suggested for Down Light installation for heights over 3m
 Plat for application on support or on ceiling		
L=310	**5570**	00 For L=506-528-540-998-1026-1056 versions
L=645	**5571**	00 For L=1490-1511-1585 versions
 Bracket for application on walls		
L=310	**BZI0**	15 for versions L=506-528-998-1056
L=670	**BZI1**	15 For L=1490-1585 versions

Control gear	code	colour
 Female connector with 3 poles - IP66	**BZI2**	04
 Male connector with 3 poles, with cap for unused male connectors - IP66	**BZI3**	04
 Couple of connectors (male + female) with 3 poles - IP66	**BZI4**	04
 Multi-pole cable units with 3-pole end connectors (male+ female)lplfor continuous line connections modules		
L=395	**BZJ0**	04 for modules L=528
L=925	**BZJ1**	04 for modules L=1056
L=1455	**BZJ2**	04 for modules L=1585

Linealuce Compact 75
Surface

accessories and installation systems for dimmable monochromatic and RGB LEDs

Optical accessories	code	colour
 Anti-glare louvre		
L=510	**TJY0** 04 For L=528 versions	
L=1037	**TJY1** 04 For L=1056 versions	
L=1564	**TJY2** 04 For L=1585 versions	
 Diffuser filter for Wall Grazing Spot optic		
L=487	**BZW8** 65 For BP14	
 Anti-glare screen		
L=487	**BZT1** 15 For L=506 versions	
L=510	**BZH7** 15 For L=528 versions	
L=521	**BZV6** 15 For L=540 versions	
L=979	**BZT2** 15 For L=998 versions **BZV7** 15 For L=1026 versions	
L=1037	**BZH8** 15 For L=1056 versions	
L=1471	**BZT3** 15 for versions L=1490	
L=1491	**BZV8** 15 For L=1511 versions	
L=1565	**BZH9** 15 For L=1585 versions	

Mounting accessories	code	colour
 Aluminium adjustable arms +/- 90°		
L=138	**5576** 15 suggested for Up Light installation	
 Aluminium extendable and adjustable arms +/- 90°		
L=309÷389	**5577** 15 suggested for Up Light installation	
 Brackets for application on balustrade L=297		
L=297	**5578** 15 suggested for Up Light installation	
 Adjustable arms +/- 90° in stainless steel for wall or ceiling mounting		
L=138	**BZX2** 13 suggested for Up Light installation	
L=310	**BZX3** 13 suggested for Up Light installation	
 Orientable arms +/-90° in stainless steel for wall/ ceiling application with screw block		
L=138	**X406** 13 suggested for Down Light installation for heights over 3m	
L=310	**X407** 13 suggested for Down Light installation for heights over 3m	
 Plat for application on support or on ceiling		
L=310	**5570** 00 For L=506-528-540-998-1026-1056 versions	
L=645	**5571** 00 For L=1490-1511-1585 versions	
 Bracket for application on walls		
L=310	**BZI0** 15 for versions L=506-528-998-1056	
L=670	**BZI1** 15 For L=1490-1585 versions	
 Bracket for application on walls for RGBW - WRGVW		
L=310	**BZV9** 15 L=506-540-998-1026	
L=670	**BZW0** 15 L=1490-1511	

Control gear	code	colour
 Y cinnector with 5 poles IP68		
For the connection of the DMX or DALI signal cable and power supply cable	**BZN7** 00	
 Female connector with 5 poles - IP66	**BZI5** 04	
 Male connector with 5 poles, with cap for unused male connectors - IP66	**BZI6** 04	
 Couple of connectors (male + female) with 2 poles - IP66	**BZI7** 04	
 Multi-pole cable units with 5-pole end connectors (male+ female) L=347|p|for modules connected in continuous line RGB DALI-DMX RGBW DMX - Tunable white DMX		
L=374	**BZT4** 04 for modules L=506	
L=866	**BZT5** 04 for modules L=998	
L=1358	**BZT6** 04 for modules L=1490	
 Multi-pole cable units with 5-pole end connectors (male+ female)|p|for modules connected in continuous line LED monochromatic DALI-DMX		
L=295	**BZJ4** 04 for modules L=1056	
L=395	**BZJ3** 04 for mouduli L=528	
L=1455	**BZJ5** 04 for modules L=1585	
 Multi-pole cable unit with 5-pole end connectors (male+ female)|p|for modules connected in continuous line WRGBW DMX		
L=408	**BZW1** 04 for modules L=540	
L=893	**BZW2** 04 for modules L=1026	
L=1378	**BZW3** 04 for modules L=1511	
 End cap for connectors + 120 ohm thermal resistance	**BZQ7** 00 for versions with DMX-RDM	

Golden Temple - Amritsar, Punjab, India
Architectural Project:
Sincere Architects - Anoop Bartaria
Engineering: Johns Automation Systems
Photo: Courtesy of Johns Automation Systems



Linealuce Compact 101
Recessed

design Jean Michel Wilmotte



Compact 101
Monochromatic



Compact 101
Monochromatic: DALI



Compact 101
RGB: DMX
Tunable White: DMX
RGBW: DMX



579 mm RGB: DMX / RGBW: DMX / Tunable white: DMX
601 mm Monochromatic static / Monochromatic: DALI



1071 mm RGB: DMX / RGBW: DMX / Tunable white DMX
1129 mm Monochromatic static / Monochromatic: DALI



1563 mm RGB: DMX / RGBW: DMX / Tunable white:DMX
1658 mm Monochromatic static / Monochromatic: DALI

Explore and interact with products in 3D.
thelightexperience.iguzzini.com

DALI DMX IP67 IK10

- Floor-, wall- and ceiling-mounted recessed luminaire intended for use with LED light sources.
- Comprising body and installation frame casing (to be ordered separately).
- Extruded aluminium body closed at the top by a semi-frosted or anti-slip glass screen secured with silicone; with die-cast aluminium end caps complete with silicone seals; aluminium outer casing with techno-polymer caps.
- LED versions are available with dynamic RGB colour and Tunable white change compatible with light management systems.
- Dimmable and RGB monochromatic versions complete with electronic power supply + internal DALI or DMX-RDM driver.
- Luminaire ready for pass-through wiring.
- All external screws used are in A2 stainless steel.



Versions complete with no-skid glass



Temperature < 40°C



Static load resistance 1000 Kg

Wall Grazing optics

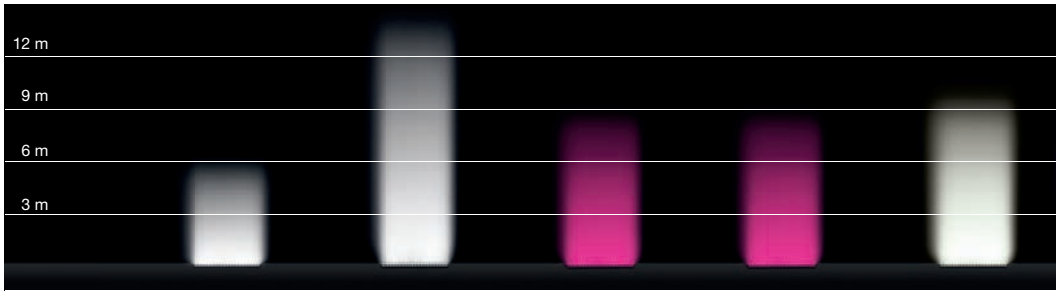

Static Wall Grazing 13W/m

Static Wall Grazing or DMX/DALI 35W/m

Wall Grazing DMX/DALI 25 W/m

Wall Grazing RGBW DMX/DALI 25 W/m

Wall Grazing Tunable White DMX/DALI 25 W/m

Floodlight optic



Flood 40° no-skid Static/DALI 25 W/m

iguzzini.com code finder / download design files / save and organize favorites



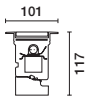

source W	source lm	system W	system lm	length	code colour
No-skid glass - Flood optic 44°					
LED					
4000K - CRI 80					
18W	1510	**19,9W**	**800**	**601**	**BM98** 15
35W	3030	**39,7W**	**1605**	**1129**	**BN00** 15
53W	4550	**59,7W**	**2411**	**1658**	**BN02** 15
3000K - CRI 80					
18W	1380	**19,9W**	**731**	**601**	**BM99** 15
35W	2750	**39,7W**	**1457**	**1129**	**BN01** 15
53W	4130	**59,7W**	**2188**	**1658**	**BN03** 15

Complete with power supply

source W	source lm	system W	system lm	length	code colour
No-skid glass - Flood optic 44°					
LED					
4000K - CRI 80 - DALI					
14W	1300	**14,9W**	**689**	**601**	**BN16** 15
27W	2610	**29,8W**	**1383**	**1129**	**BN18** 15
41W	3910	**44,6W**	**2072**	**1658**	**BN20** 15
3000K - CRI 80 - DALI					
14W	1180	**14,9W**	**625**	**601**	**BN17** 15
27W	2370	**29,8W**	**1256**	**1129**	**BN19** 15
41W	3550	**44,6W**	**1881**	**1658**	**BN21** 15

Complete with electronic control card and power supply.
Occupies 1 address.



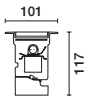

source W	source lm	system W	system lm	length	code colour
Transparent glass - Wall grazing 4÷5 m					
LED					
4000K - CRI 80					
6,5W	630	**8,2W**	**402**	**601**	**BM86** 15
13W	1270	**15,6W**	**811**	**1129**	**BM88** 15
20W	1910	**23,8W**	**1220**	**1658**	**BM90** 15
3000K - CRI 80					
6,5W	580	**8,2W**	**371**	**601**	**BM87** 15
13W	1160	**15,6W**	**741**	**1129**	**BM89** 15
20W	1740	**23,8W**	**1112**	**1658**	**BM91** 15

Complete with power supply

source W	source lm	system W	system lm	length	code colour
Transparent glass - Wall grazing 6÷10 m					
LED					
Tunable white - DMX-RDM					
14W	1210	**20,5W**	**736**	**579**	**BP03** 15
27W	2420	**35,7W**	**1471**	**1071**	**BP04** 15
41W	3620	**49,6W**	**2201**	**1563**	**BP05** 15

Complete with electronic control card and power supply.
Tunable white: 2700K÷6000K.

Linealuce Compact 101
Recessed

15
GREY

iguzzini.com code finder / download design files / save and organize favorites





source W	source lm	system W	system lm	length	code colour
Semi-acid etched glass - Wall grazing 11÷13 m					
LED					
4000K - CRI 80					
18W	1540	**19,9W**	**875**	**601**	**BM92** 15
35W	3080	**39,7W**	**1750**	**1129**	**BM94** 15
53W	4630	**59,7W**	**2631**	**1658**	**BM96** 15
3000K - CRI 80					
18W	1400	**19,9W**	**796**	**601**	**BM93** 15
35W	2800	**39,7W**	**1591**	**1129**	**BM95** 15
53W	4210	**59,7W**	**2392**	**1658**	**BM97** 15

Complete with power supply





source W	source lm	system W	system lm	length	code colour
Semi-acid etched glass - Wall grazing 11÷13 m					
LED					
4000K - CRI 80 - DALI					
14W	1300	**14,9W**	**739**	**601**	**BN04** 15
27W	2610	**29,8W**	**1483**	**1129**	**BN06** 15
41W	3910	**44,6W**	**2222**	**1658**	**BN08** 15
3000K - CRI 80 - DALI					
14W	1180	**14,9W**	**671**	**601**	**BN05** 15
27W	2370	**29,8W**	**1347**	**1129**	**BN07** 15
41W	3550	**44,6W**	**2017**	**1658**	**BN09** 15

Complete with electronic control card and power supply.
Occupies 1 address.





source W	source lm	system W	system lm	length	code colour
Transparent glass - Wall grazing 6÷8 m					
LED					
RGB - DMX-RDM					
13W	770	**18,6W**	**523**	**579**	**BN31** 15
27W	1530	**32,4W**	**1039**	**1071**	**BN32** 15
40W	2300	**45,1W**	**1561**	**1563**	**BN33** 15
RGBW - DMX-RDM					
13W	990	**18,6W**	**662**	**579**	**BN43** 15
27W	1980	**32,9W**	**1323**	**1071**	**BN44** 15
40W	2970	**47,4W**	**1985**	**1563**	**BN45** 15

Complete with electronic control card and power supply.

Compatible with light management systems in the iGuzzini range illustrated on page 797
For system definition, refer to the instruction sheet.

Mounting accessories	code	colour
Kit with steel cables with small reinforcement plates for application on false ceiling	**5926**	00
Steel cable L=200 for application on wall	**5925**	00
Casing		
L=559	**BZV3**	00 for versions L=579
L=581	**BZV0**	00 for versions L=601
L=911	**BZV4**	00 for versions L=1071
L=1110	**BZV1**	00 for versions L=1129
L=1545	**BZV5**	00 For L=1563 versions
L=1640	**BZV2**	00 For L=1658 versions

Control gear	code	colour
IP68 connector 5-pole	**BZS6**	04
Y cinnector with 5 poles IP68		
For the connection of the DMX or DALI signal cable and power supply cable	**BZN7**	00
End cap for connectors + 120 ohm thermal resistance	**BZQ7**	00 for versions with DMX-RDM

Mehraz Building - Tehran, Iran
Architectural Project: Boozhgan Architectural Studio Hamed Badri Ahmadi
Lighting project: Hoorshar Design
Photo: Baraks Studio

Technical information may change alongside technological progress. Consult iguzzini.com for ongoing updates.



Linealuce

design Jean Michel Wilmotte



Monochromatic



RGB

Explore and interact with products in 3D.
thelightexperience.iguzzini.com

Direct
DIM
LED

IP66 IK05

- Direct light luminaire intended for use with fluorescent and LED light sources.
- Wall, ceiling, balustrade and suspended installation using accessory supports.
- Comprising body and installation supports (to be ordered separately).
- Extruded aluminium body closed at the top by a transparent glass screen secured with silicone; with die-cast aluminium end caps complete with silicone seals; super-pure aluminium reflector for FL versions.
- LED versions are available with dynamic RGB colour change compatible with light management systems.
- LED RGB DALI versions with DIRECT-DIM; adjustment also possible using a standard electrical button.
- Pre-set for pass-through wiring (except for LED versions).
- Contact temperature <40°.
- All external screws used are in A2 stainless steel.

Optics



Wall Grazing
Super Spot 8°
22W
25W/m

Wall Grazing
Flood 32°
32W
25W/m

Wall Grazing
Ellittica 10° - 48°
32W
25W/m

Flood
DALI RGB
37W
27W/m

Applications
The huge range of installation systems allows the inclusion of Linealuce in a broad variety of applications in every architectural context.


Ceiling light with plate


Wall-mounted

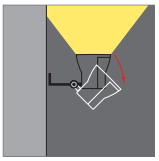
Wall-mounted with adjustable arms

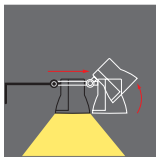
Wall-mounted with adjustable and extendible arms

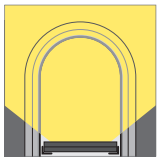
Surface-mounted with plate


Pendant

iguzzini.com code finder / download design files / save and organize favorites





source W	source lm	system W	system lm	length	code colour
Superspot 8°					
LED					
4200K - CRI 75					
8,1W	623	**9,5W**	**516**	**376**	**BB65** 15
16W	1245	**18,6W**	**1031**	**638**	**BB66** 15
24W	1868	**27,9W**	**1547**	**942**	**BB67** 15
32W	2490	**37,2W**	**2062**	**1238**	**BB68** 15
3200K - CRI 80					
8,1W	541	**9,5W**	**446**	**376**	**B745** 15
16W	1082	**18,6W**	**896**	**638**	**B747** 15
24W	1622	**27,9W**	**1344**	**942**	**B749** 15
32W	2163	**37,2W**	**1792**	**1238**	**B751** 15

Complete with power supply.

source W	source lm	system W	system lm	length	code colour
Flood 32°					
LED					
4200K - CRI 75					
8,1W	623	**9,5W**	**535**	**376**	**BB69** 15
16W	1245	**18,6W**	**1069**	**638**	**BB70** 15
24W	1868	**27,9W**	**1604**	**942**	**BB71** 15
32W	2490	**37,2W**	**2139**	**1238**	**BB72** 15
3200K - CRI 80					
8,1W	541	**9,5W**	**465**	**376**	**B746** 15
16W	1082	**18,6W**	**929**	**638**	**B748** 15
24W	1622	**27,9W**	**1393**	**942**	**B750** 15
32W	2163	**37,2W**	**1858**	**1238**	**B752** 15

Complete with power supply.

source W	source lm	system W	system lm	length	code colour
Elliptical 10°/48°					
LED					
4200K - CRI 75					
32W	2524	**37,2W**	**1324**	**1238**	**BD65** 15
3200K - CRI 80					
32W	2193	**37,2W**	**1150**	**1238**	**BD66** 15

Complete with power supply.





source W	source lm	system W	system lm	length	code colour
Flood 35° - (48÷56Vdc)					
LED					
RGB - DALI					
18W	696	**21W**	**311**	**688**	**BA76** 15
26W	974	**27W**	**420**	**942**	**BA77** 15
37W	1392	**39W**	**600**	**1303**	**BA78** 15

Complete with electronic DALI control card.
Power supply to be ordered separately.
Occupies 3 addresses

Linealuce

Optical accessories	code	colour
 Anti-glare screen		
L=374	**5594** For L=376 versions	15
L=635	**5508** For L=638 versions	15
L=685	**5554** For L=688 versions	15
L=939	**5509** For L=942 versions	15
L=1235	**5510** For L=1238 versions	15
L=1300	**5561** For L=1303 versions	15

Mounting accessories	code	colour
 Suspension cable		
L=2000 with power supply	**5589**	15
L=2000 without power supply	**5588**	00
 Aluminium extendable and adjustable arms +/- 90°		
L=309÷389	**5577**	15

Mounting accessories	code	colour
 Aluminium adjustable arms +/- 90°		
L=138	**5576**	15
 Plate for application on walls	**5573** For L=1238-1303 versions	15
	5572 For L=376-638-688-942 versions	15
 Plat for application on support or on ceiling		
L=310	**5570** For L=376-638-688-942 versions	00
L=645	**5571** For L=1490-1511-1585 versions	00
 Brackets for application on balustrade L=297		
L=297	**5578**	15
 Tige		
L=565 with power supply	**5591**	15
L=565 without power supply	**5590**	15

Power supply	code	colour
 Constant current power supply unit non dimmable track DIN 120W		
VIN = 220-240VAC 50/60Hz Vout = 48V-55V IMAX = 2,5A dimensions: 40x114x125	**BZ14**	00
 Constant current power supply unit non dimmable track DIN 240W		
VIN = 220-240VAC 50/60Hz Vout = 48V-55V IMAX = 5A dimensions: 63x114x125	**BZ15**	00
 Constant current power supply unit non dimmable track DIN 480W		
VIN = 220-240VAC 50/60Hz Vout = 48V-55V IMAX = 10A dimensions: 85x128x125	**BZ16**	00

Il Centro, Arese – Milan, Italy
Architectural Project: aMDL Michele De Lucchi
Studio Arnaldo Zappa
Design International - Davide Padoa
Photo: Paolo Carlini


RISPARMIO



Underscore InOut



Side Bend 10
page 584



Side Bend 16
page 588



Top Bend 16
page 594



Top Bend 16 Dive
page 600

Museum dedicated to the Second World War - Gdansk, Poland
Architectural project: Kwadrat / Loft
Lighting project: Loft / Praxis
Photo: Tomasz Kurek

Underscore InOut

It's in the optics

Straight and curved lines on flat surfaces with the SIDE BEND version (16mm-10mm)





Side Bend





Top Bend

Straight lines on flat and curved surfaces with the TOP BEND version (16mm)

Uniformity
The front part is characterized by a diffusing opal finish to ensure maximum uniformity over the entire light emitting surface.
Absence of shadow zones thanks to cable positioning at the rear or the side



Underscore InOut
Perfect lighting uniformity



Other products
Gap in the lighting effect

Reliability for better Light

Reliable performance even under extreme conditions. Patented to protect Leds and retain features unchanged over time.

1 High performance polymer with double white/opal finish
2 IP 68 connector with secure block
3 Air chamber
4 Splint System
Metallic sheath to absorb mechanical stresses
5 Free LED circuit protected against thermal and mechanical stress..



L80 B20
Reliable LED performance
Underscore InOut guarantees the declared B20 lifespan.
E.g.: Underscore InOut White Top Bend has a lifespan of:
53,000 hours L80 B20 (Ta 25°C)
50,000 hours L80 B20 (Ta 40°C)

** value for colour with shorter lifespan calculated with simultaneous individual RGB ON at maximum intensity.
On request, we can provide values for individual lifespans for each RGB colour or the average value of the three colours.

Total flammability resistance.

Underscore InOut is highly reliable even in the event of fire, since it complies with glow-wire test at 960°. Similar products in polyurethane or PVC, on the other hand, are already non-conforming at 850°C. All products are in any case compliant at 650°C as indicated by the Standard.

Glow-wire test at 960°C
Reliability in the event of fire / standard flammability
EN 60598 -1:2015





iGuzzini Underscore InOut complies at 960 °C

Company A Polyurethane does not comply at 850°C

Company B Polyurethane does not comply at 850°C

Company C PVC does not comply at 960°C

Reliability of performances even at extreme temperatures

Tests in a climatic chamber (IMQ/ UL/CQCC certified laboratory) demonstrate that Underscore InOut remains operative even at extreme temperatures, from -30°C to +45°C, with no thermal shrinkage or expansion when installed with a clip or profile.
It also retains maximum flexibility even at -30° C.



UV Test / Reliability of the material

The European Quality Institute tested Underscore InOut and other similar systems in other materials.
After 2 years of exposure, PVC turns yellow.
After 12 years, our material still has the same finishing, thereby ensuring the same efficiency and colour temperature.
Standard ISO 11507:2007



Underscore InOut

Side bend

Side-Bend strips create straight and curved lines on flat surfaces.
Three widths are available:
10mm-16mm.
Low or high profiles in aluminium in relation to the side or rear position of the output cable.





Side bend 10 Low profile (h 25 mm)



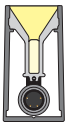

Side bend 16 High profile (h 31 mm)

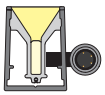

Side bend 16 Low profile (h 26 mm)

Curvature
It is advisable not to exceed the minimum 15mm radius of curvature indicated, for 16mm-10mm versions.





Side Bend 6
Curvature radius = 6.5 cm

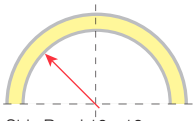

Side Bend 10 - 16
Curvature radius = 15 cm

Top bend

Top-Bend strips create rectilinear lines on flat or curved surfaces. Width is 16 mm. Low or high profiles in aluminium in relation to the side or rear position of the output cable.



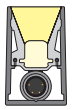

Top bend 16x20
High profile
(h 31 mm)

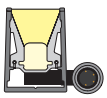

Top bend 16x20
Low profile
(h 26 mm)

Curvature
It is advisable not to exceed the minimum radius of curvature indicated of 25cm**.**



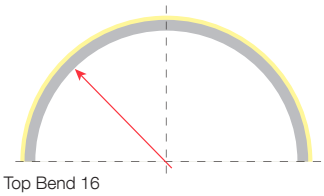

Top Bend 16
Curvature radius = 25 cm

Side / Top Strip Lengths

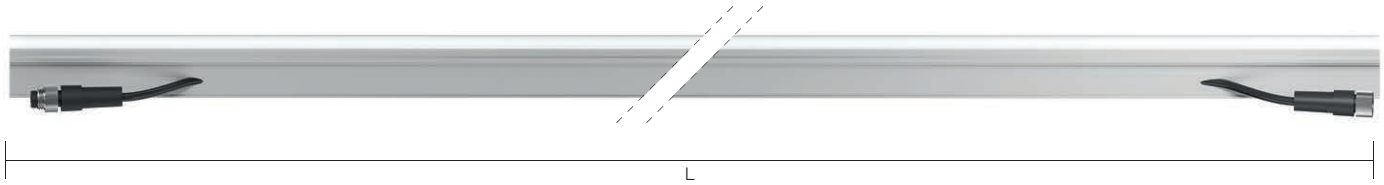

L= 254 / 304 / 354 / 404 / 454 / 504 / 554 / 604 / 654 / 704 / 754 / 804 / 854 / 904 / 954 / 1004 / 2004 / 3004 / 4004 / 5004 / 7004 mm

Profile Lengths

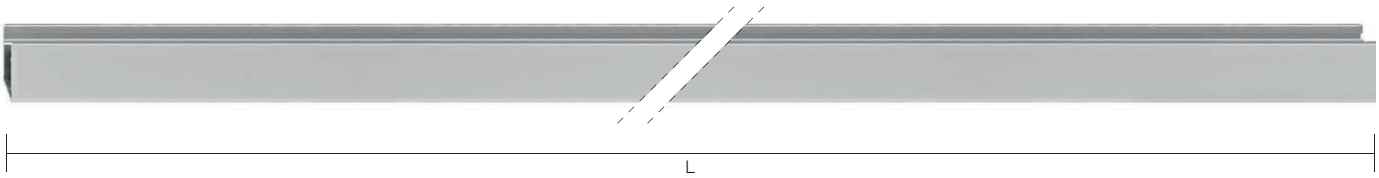

High profile
L = 1000 / 2000 mm

Low profile
L = 250 / 500 / 1000 / 2000 mm

Intermediate low profile
L = 998 / 1787 / 1997 / mm

Heads with slot for side exit for L = 104 mm connectors

High clip
L = 40 mm ++

Low clip
L = 40 mm ++

Aggregation

Strip 254 / 504 / 1004/ 2004 mm
Aggregation example for strip
L= 1004:
Profile with slots 1000 mm



Strip 3004 mm
Intermediate profiles L= 998+1790
Strip 4004 mm
Intermediate profiles L= 1790+1998
Strip 5004 mm
Intermediate profiles
L= 998+1790+1998
Strip 7004 mm
Intermediate profiles
L= 1998+1198+1790+998

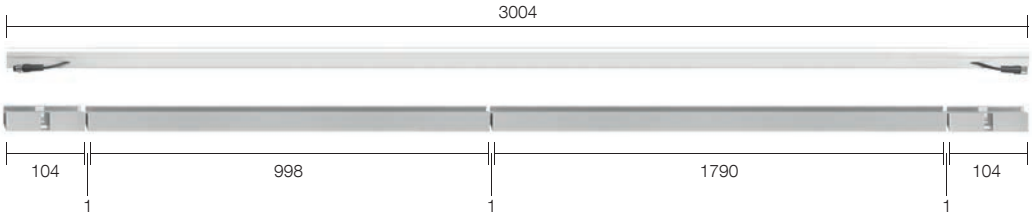

For each composition add a pair of 104 mm caps

Strip from 354 to 954 mm (excluding 504 mm)
Example of aggregation
for strip L = 954:
Intermediate profile L= 998
(L-shaped = 746)



For each composition add a pair of 104 mm caps

Formula for calculating the length of the intermediate profile
Profile L = 954 mm (strip) - 104x2 mm (heads) + 1x2 mm (expansion tolerance)

Underscore InOut
Side Bend 10

Award
ArchiExpo i-NOVO



Explore and interact with products in 3D.
thelightexperience.iguzzini.com

DALI DMX IP68 IK10

- Linear luminaire with monochromatic (2500K-2900K-3800K-4500K) or RGB LEDs.
- Surface installation with profiles (straight lines) or clips (curved lines).
- Implemented on a 24Vdc white flexible circuit with lengths from 254 mm to 7004 mm (21 possible combinations).
- The PWM LED circuit is fully IP68 encapsulated with a very high performance white (external) and opal (emitting surface) polymer sheath: the material can be used and installed even at extreme temperatures: 30 ° C + 45 ° C.
- Uniform lighting without visible points is assured along the entire profile of the strip as far as the terminal parts.
- Complete with L = 80 mm cables with IP68 male and female connectors fitted with anti-release ring nuts.
- Resistant to brine, UV rays and solvents.
- IK10 impact resistance
- Contact temperature <40°.
- IP68 protection for product and cable alike using IP68 connectors. The product is not considered suitable for installation in swimming pools and fountains.

Lighting effects
A pen of light to underscore flat surfaces of any dimension with various signs. Straight or curved, white or coloured lines leave a discreet, precise graphic sign on architecture.



Colour temperature


2500K


2900K


3800K


4500K

iguzzini.com code finder / download design files / save and organize favorites



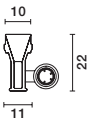

W	lm	length	code colour
2500K - 24Vdc			
LED			
2500K - CRI 80 - PWM			
2,1W	75	254	**EA08** 01
2,6W	90	304	**EA09** 01
3W	105	354	**EA10** 01
3,4W	120	404	**EA11** 01
3,8W	135	454	**EA12** 01
4,3W	150	504	**EA13** 01
4,7W	165	554	**EA14** 01
5,1W	180	604	**EA15** 01
5,5W	195	654	**EA16** 01
6W	210	704	**EA17** 01
6,4W	225	754	**EA18** 01
6,8W	240	804	**EA19** 01
7,2W	255	854	**EA20** 01
7,7W	270	904	**EA21** 01
8,1W	285	954	**EA22** 01
8,5W	300	1004	**EA23** 01
17W	600	2004	**EA24** 01
25,5W	900	3004	**EA25** 01
34W	1200	4004	**EA26** 01
42,5W	1500	5004	**EA27** 01
59,5W	2100	7004	**EA28** 01

24Vdc power supply to be ordered separately.
The luminous flux [lm] and the colour temperature [K] are expressed in real values.



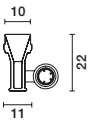

W	lm	length	code colour
2900K - 24Vdc			
LED			
2900K - CRI 80 - PWM			
2,1W	75	254	**E575** 01
2,6W	90	304	**E576** 01
3W	105	354	**E577** 01
3,4W	120	404	**E578** 01
3,8W	135	454	**E579** 01
4,3W	150	504	**E580** 01
4,7W	165	554	**E581** 01
5,1W	180	604	**E582** 01
5,5W	195	654	**E583** 01
6W	210	704	**E584** 01
6,4W	225	754	**E585** 01
6,8W	240	804	**E586** 01
7,2W	255	854	**E587** 01
7,7W	270	904	**E588** 01
8,1W	285	954	**E589** 01
8,5W	300	1004	**E590** 01
17W	600	2004	**E591** 01
25,5W	900	3004	**E592** 01
34W	1200	4004	**E593** 01
42,5W	1500	5004	**E594** 01
59,5W	2100	7004	**E595** 01

24Vdc power supply to be ordered separately.
The luminous flux [lm] and the colour temperature [K] are expressed in real values.





W	lm	length	code colour
3800K - 24Vdc			
LED			
3800K - CRI 80 - PWM			
2,1W	82,5	254	**E596** 01
2,6W	99	304	**E597** 01
3W	115,5	354	**E598** 01
3,4W	132	404	**E599** 01
3,8W	148,5	454	**E600** 01
4,3W	165	504	**E601** 01
4,7W	181,5	554	**E602** 01
5,1W	198	604	**E603** 01
5,5W	214,5	654	**E604** 01
6W	231	704	**E605** 01
6,4W	247,5	754	**E606** 01
6,8W	264	804	**E607** 01
7,2W	280,5	854	**E608** 01
7,7W	297	904	**E609** 01
8,1W	313,5	954	**E610** 01
8,5W	330	1004	**E611** 01
17W	660	2004	**E612** 01
25,5W	990	3004	**E613** 01
34W	1320	4004	**E614** 01
42,5W	1650	5004	**E615** 01
59,5W	2310	7004	**E616** 01

24Vdc power supply to be ordered separately.
The luminous flux [lm] and the colour temperature [K] are expressed in real values.



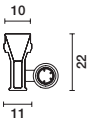

W	lm	length	code colour
4600K - 24Vdc			
LED			
4600K - CRI 80 - PWM			
2,1W	75	254	**E617** 01
2,6W	90	304	**E618** 01
3W	105	354	**E619** 01
3,4W	120	404	**E620** 01
3,8W	135	454	**E621** 01
4,3W	150	504	**E622** 01
4,7W	165	554	**E623** 01
5,1W	180	604	**E624** 01
5,5W	195	654	**E625** 01
6W	210	704	**E626** 01
6,4W	225	754	**E627** 01
6,8W	240	804	**E628** 01
7,2W	255	854	**E629** 01
7,7W	270	904	**E630** 01
8,1W	285	954	**E631** 01
8,5W	300	1004	**E632** 01
17W	600	2004	**E633** 01
25,5W	900	3004	**E634** 01
34W	1200	4004	**E635** 01
42,5W	1500	5004	**E636** 01
59,5W	2100	7004	**E637** 01

24Vdc power supply to be ordered separately.
The luminous flux [lm] and the colour temperature [K] are expressed in real values.

Class III products: performances are assured only when using the electronic power supplies and drivers indicated in the catalogue.

Data refer to the luminous flux emitted by the system.
Technical information may change alongside technological progress. Consult iguzzini.com for ongoing updates.

Underscore InOut
Side Bend 10

01
WHITE



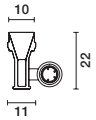

W	lm	length	code colour
RGB - 24Vdc			
LED			
RGB - PWM			
2,2W	**16,8**	**254**	**E638** 01
2,6W	**20,1**	**304**	**E639** 01
3,1W	**23,5**	**354**	**E640** 01
3,5W	**26,8**	**404**	**E641** 01
4W	**30,2**	**454**	**E642** 01
4,4W	**33,5**	**504**	**E643** 01
4,8W	**36,9**	**554**	**E644** 01
5,3W	**40,2**	**604**	**E645** 01
5,7W	**43,6**	**654**	**E646** 01
6,2W	**46,9**	**704**	**E647** 01
6,6W	**50,3**	**754**	**E648** 01
7W	**53,6**	**804**	**E649** 01
7,5W	**57**	**854**	**E650** 01
7,9W	**60,3**	**904**	**E651** 01
8,4W	**63,7**	**954**	**E652** 01
8,8W	**67**	**1004**	**E653** 01
17,6W	**134**	**2004**	**E654** 01
26,4W	**201**	**3004**	**E655** 01
35,2W	**268**	**4004**	**E656** 01
44W	**335**	**5004**	**E657** 01
61,6W	**469**	**7004**	**E658** 01

24Vdc power supply to be ordered separately.
The luminous flux [lm] and the colour temperature [K] are expressed in real values.

Underscore InOut can be connected in sequence up to a maximum of L=7004 mm. Depending on the type of power supply,
Underscore connections can be made in parallel, each with a maximum length of L = 7004 mm; they can also be installed in a continuous row (see instruction sheet).

profiles and clip



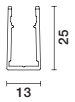

length	code colour
Linear profile	
Module	
250	**X148** 12
500	**X149** 12
1000	**X150** 12
2000	**X151** 12

With 2 slots for the side exit of the connectors.



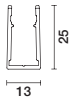

length	code colour
Intermediate linear profile	
Module	
998	**X153** 12
1790	**X154** 12
1998	**X155** 12

Without slots
To be ordered with the end profiles
(refer to the instructions sheet)



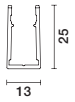

length	code colour
Pair of end linear profiles	
Module	
104	**X152** 12

With 1 slot for the side exit of the connector.
To be ordered with the intermediate profiles
(refer to the instructions sheet)



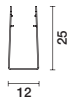

length	code colour
Stainless steel support clip	
Module	
40	**X156** 13

For products with the side exit of the connectors.
Connector passage in the side part of the clip.
Designed for curved sections.



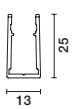

length	code colour
Anodised aluminium support clip	
Module	
40	**X157** 12

For products with the side exit of the connectors.
Connector passage in the side part of the clip.
Designed for curved sections.

Class III products: performances are assured only when using the electronic power supplies and drivers indicated in the catalogue.

Data refer to the luminous flux emitted by the system.
Technical information may change alongside technological progress. Consult iguzzini.com for ongoing updates.

Control gear	code	colour
 IP67 box for power supply		
dim. 140x230x95h (6PG)	**9582** Unfit for power supplies 9912-BZK1-MWK4-MWK5	00
dim. 280x190x130h (10PG)	**BZ33**	00
 Cable with female connector for monochromatic LEDs IP68 With anti-detachment locknut		
L=115	**X168**	04
L=1500	**X169**	04
L=3000	**X170**	04
L=5000	**X171**	04
 Cable with female connector for RGB IP68 With anti-detachment locknut		
L=115	**X174**	04
L=1500	**X175**	04
L=3000	**X176**	04
L=5000	**X177**	04
 Cable with male connector for monochromatic LEDs IP68 With anti-detachment locknut		
L=115	**X172**	04
L=1500	**X173**	04
 Cable with male connector for RGB IP68 With anti-detachment locknut		
L=115	**X178**	04
L=1500	**X179**	04
 2-way junction connector - IP68	**X188** possible connection of max. 2 outgoing cables with connectors	00
 4-way junction connector - IP68	**X189** possible connection of max. 6 outgoing cables with connectors	00
 Cap kit for IP68 connectors 10 units With anti-detachment band		
Female	**X181**	04
male	**X180**	04

Interfaces & remote units	code	colour
 4-channel LED Driver with DALI-DMX 720W controller		
VIN=12÷48Vdc VOUT=5-12-24-48V	**9639**	00
 PWM interface with DALI monochromatic LED dimmer 120W 24Vdc	**MWP3**	00

Power supply	code	colour
 Electronic constant tension power supply 50W 24V		
Iout=2A dim. 225x60x36h	**MWK4**	00
 Electronic constant tension power supply 70W 24V		
IOUT=2,9A dim. 225x60x36h	**MWK5**	00
 Constant current power supply unit non dimmable IP67 40W		
VIN =90-305VAC 50/60Hz Vout = 24V IMAX = 1,67A dimensions:171x61,5x36,8	**X182**	00
 Constant current power supply unit non dimmable IP67 80W		
VIN =90-305VAC 50/60Hz Vout = 24V IMAX = 3,4A dimensions:195,6x61,5x38,8	**X183**	00
 Constant current power supply unit non dimmable IP67 120W		
VIN =90-305VAC 50/60Hz Vout = 24V IMAX = 5A dimensions:220x68x38,8	**X184**	00
 Constant current power supply unit non dimmable IP67 185W		
VIN =90-305VAC 50/60Hz Vout = 24V IMAX = 7,8A dimensions:228x68x38,8	**X185**	00
 Constant current power supply unit non dimmable IP67 240W		
VIN =90-305VAC 50/60Hz Vout = 24V IMAX = 10A dimensions:244,2x90x43,8	**X186**	00
 Constant current power supply unit non dimmable IP67 320W		
VIN =90-305VAC 50/60Hz Vout = 24V IMAX = 13,34A dimensions:252x90x43,8	**X187**	00

Power supply	code	colour
 Constant current power supply unit IP20 96W		
VIN = 120-277VAC 50/60Hz Vout = 24VDC IMAX = 4A dimensions: 300x40x22	**MZ14**	00
 Constant current power supply unit DALI IP20 100W		
VIN = 220-240VAC 50/60Hz Vout = 24VDC IMAX = 4,16A dimensions: 295x43x30	**MZ15**	00
 Constant current power supply unit non dimmable track DIN 120W		
VIN = 90-240VAC 50/60Hz Vout = 24V IMAX = 5A dimensions: 40x114x125	**BZK0**	00
 Constant current power supply unit non dimmable track DIN 240W		
VIN = 90-240VAC 50/60Hz Vout = 24V IMAX = 10A dimensions: 63x114x125	**9912**	00
 Constant current power supply unit non dimmable track DIN 10W		
VIN = 220-240VAC 50/60Hz Vout = 24V IMAX = 0,4A dimensions: 18x68x93	**9908**	00
 Constant current power supply unit non dimmable track DIN 24W		
VIN = 220-240VAC 50/60Hz Vout = 24V IMAX = 1A dimensions: 35x68x94	**9909**	00
 Constant current power supply unit non dimmable track DIN 72W		
VIN = 220-240VAC 50/60Hz Vout = 24V IMAX = 3A dimensions: 70x68x94	**9910**	00
 Constant current power supply unit non dimmable track DIN 96W		
VIN = 220-240VAC 50/60Hz Vout = 24V IMAX = 4A dimensions: 93x66x105	**9911**	00
 Constant current power supply unit non dimmable track DIN 480W		
VIN = 90-240VAC 50/60Hz Vout = 24V IMAX = 20A dimensions: 86x129x125	**BZK1**	00

Underscore InOut
Side Bend 16

Award
ArchiExpo i-NOVO



Explore and interact with products in 3D.
thelightexperience.iguzzini.com

DALI DMX IP68 IK10

- Linear luminaire with monochromatic (2500K-2900K-3800K-4500K), RGB or Tunable White LEDs.
- Surface installation with profiles (straight lines) or clips (curved lines).
- Implemented on a 24Vdc white flexible circuit with lengths from 254 mm to 7004 mm (21 possible combinations).
- The PWM LED circuit is fully IP68 encapsulated with a very high performance white (external) and opal (emitting surface) polymer sheath: the material can be used and installed even at extreme temperatures: 30 ° C + 45 ° C.
- Uniform lighting without visible points is assured along the entire profile of the strip as far as the terminal parts.
- Complete with L = 80 mm cables with IP68 male and female connectors fitted with anti-release ring nuts.
- Complete with stainless steel wires to limit plastic deformation of the body that may otherwise damage the LED circuit.
- Resistant to brine, UV rays and solvents.
- IK10 impact resistance
- Contact temperature <40°.

Lighting effects
The Side -16mm version creates a striking graphic sign on architecture through straight or curved, white or coloured lines that mark a flat surface.



Colour temperature


2500K


2800K


3500K


4500K



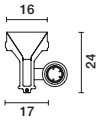

W	lm	length	code colour
2500K - 24Vdc			
LED			
2500K - CRI 80 - PWM			
2,1W	71,3	254	**EA29** 01
2,6W	85,5	304	**EA30** 01
3W	99,8	354	**EA31** 01
3,4W	114	404	**EA32** 01
3,8W	128,3	454	**EA33** 01
4,3W	142,5	504	**EA34** 01
4,7W	156,8	554	**EA35** 01
5,1W	171	604	**EA36** 01
5,5W	185,3	654	**EA37** 01
6W	199,5	704	**EA38** 01
6,4W	213,8	754	**EA39** 01
6,8W	228	804	**EA40** 01
7,2W	242,3	854	**EA41** 01
7,7W	256,5	904	**EA42** 01
8,1W	270,8	954	**EA43** 01
8,5W	285	1004	**EA44** 01
17W	570	2004	**EA45** 01
25,5W	855	3004	**EA46** 01
34W	1140	4004	**EA47** 01
42,5W	1425	5004	**EA48** 01
59,5W	1995	7004	**EA49** 01

24Vdc power supply to be ordered separately.
The luminous flux [lm] and the colour temperature [K] are expressed in real values.



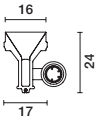

W	lm	length	code colour
2900K - 24Vdc			
LED			
2900K - CRI 80 - PWM			
2,1W	71,3	254	**E491** 01
2,6W	85,5	304	**E492** 01
3W	99,8	354	**E493** 01
3,4W	114	404	**E494** 01
3,8W	128,3	454	**E495** 01
4,3W	142,5	504	**E496** 01
4,7W	156,8	554	**E497** 01
5,1W	171	604	**E498** 01
5,5W	185,3	654	**E499** 01
6W	199,5	704	**E500** 01
6,4W	213,8	754	**E501** 01
6,8W	228	804	**E502** 01
7,2W	242,3	854	**E503** 01
7,7W	256,5	904	**E504** 01
8,1W	270,8	954	**E505** 01
8,5W	285	1004	**E506** 01
17W	570	2004	**E507** 01
25,5W	855	3004	**E508** 01
34W	1140	4004	**E509** 01
42,5W	1425	5004	**E510** 01
59,5W	1995	7004	**E511** 01

24Vdc power supply to be ordered separately.
The luminous flux [lm] and the colour temperature [K] are expressed in real values.



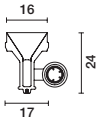

W	lm	length	code colour
3800K - 24Vdc			
LED			
3800K - CRI 80 - PWM			
2,1W	77,5	254	**E512** 01
2,6W	93	304	**E513** 01
3W	108,5	354	**E514** 01
3,4W	124	404	**E515** 01
3,8W	139,5	454	**E516** 01
4,3W	155	504	**E517** 01
4,7W	170,5	554	**E518** 01
5,1W	186	604	**E519** 01
5,5W	201,5	654	**E520** 01
6W	217	704	**E521** 01
6,4W	232,5	754	**E522** 01
6,8W	248	804	**E523** 01
7,2W	263,5	854	**E524** 01
7,7W	279	904	**E525** 01
8,1W	294,5	954	**E526** 01
8,5W	310	1004	**E527** 01
17W	620	2004	**E528** 01
25,5W	930	3004	**E529** 01
34W	1240	4004	**E530** 01
42,5W	1550	5004	**E531** 01
59,5W	2170	7004	**E532** 01

24Vdc power supply to be ordered separately.
The luminous flux [lm] and the colour temperature [K] are expressed in real values.



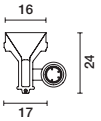

W	lm	length	code colour
4600K - 24Vdc			
LED			
4600K - CRI 80 - PWM			
2,1W	70	254	**E533** 01
2,6W	84	304	**E534** 01
3W	98	354	**E535** 01
3,4W	112	404	**E536** 01
3,8W	126	454	**E537** 01
4,3W	140	504	**E538** 01
4,7W	154	554	**E539** 01
5,1W	168	604	**E540** 01
5,5W	182	654	**E541** 01
6W	196	704	**E542** 01
6,4W	210	754	**E543** 01
6,8W	224	804	**E544** 01
7,2W	238	854	**E545** 01
7,7W	252	904	**E546** 01
8,1W	266	954	**E547** 01
8,5W	280	1004	**E548** 01
17W	560	2004	**E549** 01
25,5W	840	3004	**E550** 01
34W	1120	4004	**E551** 01
42,5W	1400	5004	**E552** 01
59,5W	1960	7004	**E553** 01

24Vdc power supply to be ordered separately.
The luminous flux [lm] and the colour temperature [K] are expressed in real values.

Class III products: performances are assured only when using the electronic power supplies and drivers indicated in the catalogue.

Data refer to the luminous flux emitted by the system.
Technical information may change alongside technological progress. Consult iguzzini.com for ongoing updates.

Underscore InOut
Side Bend 16

01
WHITE

iguzzini.com code finder / download design files / save and organize favorites



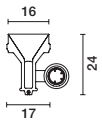

W	lm	length	code colour
RGB - 24Vdc			
LED			
RGB - PWM			
2,2W	14,5	254	**E554** 01
2,6W	17,4	304	**E555** 01
3,1W	20,3	354	**E556** 01
3,5W	23,2	404	**E557** 01
4W	26,1	454	**E558** 01
4,4W	29	504	**E559** 01
4,8W	31,9	554	**E560** 01
5,3W	34,8	604	**E561** 01
5,7W	37,7	654	**E562** 01
6,2W	40,6	704	**E563** 01
6,6W	43,5	754	**E564** 01
7W	46,4	804	**E565** 01
7,5W	49,3	854	**E566** 01
7,9W	52,2	904	**E567** 01
8,4W	55,1	954	**E568** 01
8,8W	58	1004	**E569** 01
17,6W	116	2004	**E570** 01
26,4W	174	3004	**E571** 01
35,2W	232	4004	**E572** 01
44W	290	5004	**E573** 01
61,6W	406	7004	**E574** 01

24Vdc power supply to be ordered separately.
The luminous flux [lm] and the colour temperature [K] are expressed in real values.



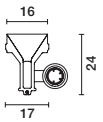

W	lm	length	code colour
Tunable white 2500K÷4500K - 24Vdc			
LED			
Tunable white - PWM			
2,2W	81,9	254	**EA71** 01
2,6W	98,3	304	**EA72** 01
3,1W	114,7	354	**EA73** 01
3,5W	131,1	404	**EA74** 01
4W	147,5	454	**EA75** 01
4,4W	163,9	504	**EA76** 01
4,8W	180,2	554	**EA77** 01
5,3W	196,6	604	**EA78** 01
5,7W	213	654	**EA79** 01
6,1W	229,4	704	**EA80** 01
6,6W	245,8	754	**EA81** 01
7W	262,2	804	**EA82** 01
7,5W	278,5	854	**EA83** 01
7,9W	294,9	904	**EA84** 01
8,3W	311,3	954	**EA85** 01
8,8W	327,7	1004	**EA86** 01
18W	655,4	2004	**EA87** 01
26W	983,1	3004	**EA88** 01
35W	1310,8	4004	**EA89** 01
44W	1638,5	5004	**EA90** 01
61W	2293,9	7004	**EA91** 01

24Vdc power supply to be ordered separately.
The luminous flux [lm] and the colour temperature [K] are expressed in real values.

profiles and clip



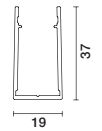

length	code colour
High linear profile	
Module	
1000	**X143** 12
2000	**X144** 12

With seating for hidden connector.
For all lengths (cut to size).
Allows the connector to be hidden in the lower part of the profile.



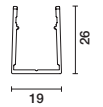

length	code colour
Low linear profile	
Module	
250	**X133** 12
500	**X134** 12
1000	**X135** 12
2000	**X136** 12

With 2 slots for the side exit of the connectors



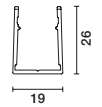

length	code colour
Intermediate low linear profile	
Module	
998	**X138** 12
1790	**X139** 12
1998	**X140** 12

Without slots
To be ordered with the end profiles (refer to the instructions sheet)



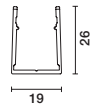

length	code colour
Pair of low end linear profiles	
Module	
104	**X137** 12

With 1 slot for the side exit of the connector.
To be ordered with the intermediate profiles (refer to the instructions sheet)

Class III products: performances are assured only when using the electronic power supplies and drivers indicated in the catalogue.

Data refer to the luminous flux emitted by the system.
Technical information may change alongside technological progress. Consult iguzzini.com for ongoing updates.

profiles and clip



length	code	colour
Stainless steel high support clip		
Module		
40	**X145**	13

With seating for hidden connector.
Allows the connector to be hidden in the lower part of the stainless steel clip.
Designed for curved sections.

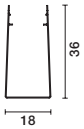



length	code	colour
Stainless steel low support clip		
Module		
40	**X147**	13

For products with the side exit of the connectors.
Connector passage in the side part of the clip.
Designed for curved sections.

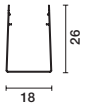



length	code	colour
Anodised aluminium high support clip		
Module		
40	**X146**	12

With seating for hidden connector.
Allows the connector to be hidden in the lower part of the stainless steel clip.
Designed for curved sections.

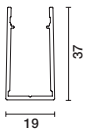



length	code	colour
Anodised aluminium low support clip		
Module		
40	**X142**	12

For products with the side exit of the connectors.
Connector passage in the side part of the clip.
Designed for curved sections.

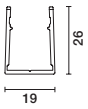

Control gear	code	colour
IP67 box for power supply		
dim. 140x230x95h (6PG)	**9582**	00
Unfit for power supplies 9912-BZK1-MWK4-MWK5		
dim. 280x190x130h (10PG)	**BZ33**	00
Cable with female connector IP68 for versions with LED tunable white		
L=115	**X288**	04
L=1500	**X289**	04
L=3000	**X290**	04
L=5000	**X291**	04
Cable with female connector for monochromatic LEDs IP68 With anti-detachment locknut		
L=115	**X168**	04
L=1500	**X169**	04
L=3000	**X170**	04
L=5000	**X171**	04

Control gear	code	colour
Cable with female connector for RGB IP68 With anti-detachment locknut		
L=115	**X174**	04
L=1500	**X175**	04
L=3000	**X176**	04
L=5000	**X177**	04
Cable with male connector IP68 for versions with LED tunable white		
L=1500	**X292**	04
L=1500	**X293**	04
Cable with male connector for monochromatic LEDs IP68 With anti-detachment locknut		
L=115	**X172**	04
L=1500	**X173**	04

Control gear	code	colour
Cable with male connector for RGB IP68 With anti-detachment locknut		
L=115	**X178**	04
L=1500	**X179**	04
2-way junction connector - IP68	**X188**	00
possible connection of max. 2 outgoing cables with connectors		
4-way junction connector - IP68	**X189**	00
possible connection of max. 6 outgoing cables with connectors		
Cap kit for IP68 connectors 10 units With anti-detachment band		
Female	**X181**	04
male	**X180**	04

Interfaces & remote units	code	colour
4-channel LED Driver with DALI-DMX 720W controller		
VIN=12÷48Vdc VOUT=5-12-24-48V	**9639**	00
PWM interface with DALI monochromatic LED dimmer 120W 24Vdc	**MWP3**	00

Underscore InOut
Side Bend 16

Power supply	code	colour
 Electronic constant tension power supply 50W 24V Iout=2A dim. 225x60x36h	**MWK4**	00
 Electronic constant tension power supply 70W 24V IOUT=2,9A dim. 225x60x36h	**MWK5**	00
 Constant current power supply unit non dimmable IP67 40W VIN =90-305VAC 50/60Hz Vout = 24V IMAX = 1,67A dimensions:171x61,5x36,8	**X182**	00
 Constant current power supply unit non dimmable IP67 80W VIN =90-305VAC 50/60Hz Vout = 24V IMAX = 3,4A dimensions:195,6x61,5x38,8	**X183**	00
 Constant current power supply unit non dimmable IP67 120W VIN =90-305VAC 50/60Hz Vout = 24V IMAX = 5A dimensions:220x68x38,8	**X184**	00
 Constant current power supply unit non dimmable IP67 185W VIN =90-305VAC 50/60Hz Vout = 24V IMAX = 7,8A dimensions:228x68x38,8	**X185**	00

Power supply	code	colour
 Constant current power supply unit non dimmable IP67 240W VIN =90-305VAC 50/60Hz Vout = 24V IMAX = 10A dimensions:244,2x90x43,8	**X186**	00
 Constant current power supply unit non dimmable IP67 320W VIN =90-305VAC 50/60Hz Vout = 24V IMAX = 13,34A dimensions:252x90x43,8	**X187**	00
 Constant current power supply unit IP20 96W VIN = 120-277VAC 50/60Hz Vout = 24VDC IMAX = 4A dimensions: 300x40x22	**MZ14**	00
 Constant current power supply unit DALI IP20 100W VIN = 220-240VAC 50/60Hz Vout = 24VDC IMAX = 4,16A dimensions: 295x43x30	**MZ15**	00
 Constant current power supply unit non dimmable track DIN 120W VIN = 90-240VAC 50/60Hz Vout = 24V IMAX = 5A dimensions: 40x114x125	**BZK0**	00
 Constant current power supply unit non dimmable track DIN 240W VIN = 90-240VAC 50/60Hz Vout = 24V IMAX = 10A dimensions: 63x114x125	**9912**	00

Power supply	code	colour
 Constant current power supply unit non dimmable track DIN 10W VIN = 220-240VAC 50/60Hz Vout = 24V IMAX = 0,4A dimensions: 18x68x93	**9908**	00
 Constant current power supply unit non dimmable track DIN 24W VIN = 220-240VAC 50/60Hz Vout = 24V IMAX = 1A dimensions: 35x68x94	**9909**	00
 Constant current power supply unit non dimmable track DIN 72W VIN = 220-240VAC 50/60Hz Vout = 24V IMAX = 3A dimensions: 70x68x94	**9910**	00
 Constant current power supply unit non dimmable track DIN 96W VIN = 220-240VAC 50/60Hz Vout = 24V IMAX = 4A dimensions: 93x66x105	**9911**	00
 Constant current power supply unit non dimmable track DIN 480W VIN = 90-240VAC 50/60Hz Vout = 24V IMAX = 20A dimensions: 86x129x125	**BZK1**	00



Page.593
"Reale Mutua" Towers - Turin, Italy
Architectural Project:
Arch. Caterina Ambrosecchia - Asset Promotion and Development Sector - Technical and Project Management Office - Reale Immobili Impianti:
P. I. Sandro Gallo & Geom. Luca Pochettino
Photo: Paolo Carlini

Page.592
Teatro Antico - Taormina
Client: Department of Cultural Heritage and Sicilian Identity, Metaenergia E.S.Co.
Lighting Project:
Roberto Sannasardo
Photo: Mario Tordini


REALE MUTUA

Underscore InOut
Top Bend 16

Award
ArchiExpo i-NOVO



Explore and interact with products in 3D.
thelightexperience.iguzzini.com

DALI DMX IP68 IK10

- Linear luminaire with monochromatic (2500K → 4500K), RGB or Tunable White LEDs.
- High-output versions available with more powerful luminous flux (higher lm/W).
- Surface installation with profiles (straight lines) or clips (curved lines).
- Implemented on a 24Vdc white flexible circuit with lengths from 254 mm to 7004 mm (21 possible combinations).
- The PWM LED circuit is fully IP68 encapsulated with a very high performance white (external) and opal (emitting surface) polymer sheath: the material can be used and installed even at extreme temperatures: 30 ° C + 45 ° C.
- Uniform lighting without visible points is assured along the entire profile of the strip as far as the terminal parts.
- Complete with L = 80 mm cables with IP68 male and female connectors fitted with anti-release ring nuts.
- Complete with stainless steel wires to limit plastic deformation of the body that may otherwise damage the LED circuit.
- Resistant to brine, UV rays and solvents.
- IK10 impact resistance
- Contact temperature <40°.

Lighting effects
A continuous line of white or coloured light follows the surface direction.



Colour temperature


2500K


2800K


3500K


4500K

iguzzini.com code finder / download design files / save and organize favorites



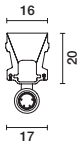

W	lm	length	code colour
2500K - 24Vdc			
LED			
2500K - CRI 80 - PWM			
2,1W	68,8	254	**EA50** 01
2,6W	82,5	304	**EA51** 01
3W	96,3	354	**EA52** 01
3,4W	110	404	**EA53** 01
3,8W	123,8	454	**EA54** 01
4,3W	137,5	504	**EA55** 01
4,7W	151,3	554	**EA56** 01
5,1W	165	604	**EA57** 01
5,5W	178,8	654	**EA58** 01
6W	192,5	704	**EA59** 01
6,4W	206,3	754	**EA60** 01
6,8W	220	804	**EA61** 01
7,2W	233,8	854	**EA62** 01
7,7W	247,5	904	**EA63** 01
8,1W	261,3	954	**EA64** 01
8,5W	275	1004	**EA65** 01
17W	550	2004	**EA66** 01
25,5W	825	3004	**EA67** 01
34W	1100	4004	**EA68** 01
42,5W	1375	5004	**EA69** 01
59,5W	1925	7004	**EA70** 01

24Vdc power supply to be ordered separately.
The luminous flux [lm] and the colour temperature [K] are expressed in real values.



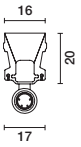

W	lm	length	code colour
2900K - 24Vdc			
LED			
2900K - CRI 80 - PWM			
2,1W	68,8	254	**E407** 01
2,6W	82,5	304	**E408** 01
3W	96,3	354	**E409** 01
3,4W	110	404	**E410** 01
3,8W	123,8	454	**E411** 01
4,3W	137,5	504	**E412** 01
4,7W	151,3	554	**E413** 01
5,1W	165	604	**E414** 01
5,5W	178,8	654	**E415** 01
6W	192,5	704	**E416** 01
6,4W	206,3	754	**E417** 01
6,8W	220	804	**E418** 01
7,2W	233,8	854	**E419** 01
7,7W	247,5	904	**E420** 01
8,1W	261,3	954	**E421** 01
8,5W	275	1004	**E422** 01
17W	550	2004	**E423** 01
25,5W	825	3004	**E424** 01
34W	1100	4004	**E425** 01
42,5W	1375	5004	**E426** 01
59,5W	1925	7004	**E427** 01

24Vdc power supply to be ordered separately.
The luminous flux [lm] and the colour temperature [K] are expressed in real values.



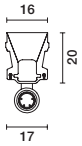

W	lm	length	code colour
3800K - 24Vdc			
LED			
3800K - CRI 80 - PWM			
2,1W	75	254	**E428** 01
2,6W	90	304	**E429** 01
3W	105	354	**E430** 01
3,4W	120	404	**E431** 01
3,8W	135	454	**E432** 01
4,3W	150	504	**E433** 01
4,7W	165	554	**E434** 01
5,1W	180	604	**E435** 01
5,5W	195	654	**E436** 01
6W	210	704	**E437** 01
6,4W	225	754	**E438** 01
6,8W	240	804	**E439** 01
7,2W	255	854	**E440** 01
7,7W	270	904	**E441** 01
8,1W	285	954	**E442** 01
8,5W	300	1004	**E443** 01
17W	600	2004	**E444** 01
25,5W	900	3004	**E445** 01
34W	1200	4004	**E446** 01
42,5W	1500	5004	**E447** 01
59,5W	2100	7004	**E448** 01

24Vdc power supply to be ordered separately.
The luminous flux [lm] and the colour temperature [K] are expressed in real values.



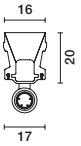

W	lm	length	code colour
4500K - 24Vdc			
LED			
4500K - CRI 80 - PWM			
2,1W	82,5	254	**E449** 01
2,6W	99	304	**E450** 01
3W	115,5	354	**E451** 01
3,4W	132	404	**E452** 01
3,8W	148,5	454	**E453** 01
4,3W	165	504	**E454** 01
4,7W	181,5	554	**E455** 01
5,1W	198	604	**E456** 01
5,5W	214,5	654	**E457** 01
6W	231	704	**E458** 01
6,4W	247,5	754	**E459** 01
6,8W	264	804	**E460** 01
7,2W	280,5	854	**E461** 01
7,7W	297	904	**E462** 01
8,1W	313,5	954	**E463** 01
8,5W	330	1004	**E464** 01
17W	660	2004	**E465** 01
25,5W	990	3004	**E466** 01
34W	1320	4004	**E467** 01
42,5W	1650	5004	**E468** 01
59,5W	2310	7004	**E469** 01

24Vdc power supply to be ordered separately.
The luminous flux [lm] and the colour temperature [K] are expressed in real values.

Class III products: performances are assured only when using the electronic power supplies and drivers indicated in the catalogue.

Data refer to the luminous flux emitted by the system.
Technical information may change alongside technological progress. Consult iguzzini.com for ongoing updates.

Underscore InOut
Top Bend 16

01
WHITE

iguzzini.com code finder / download design files / save and organize favorites



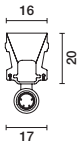

W	lm	length	code colour
RGB - 24Vdc			
LED			
RGB - PWM			
2,2W	29	254	**E470** 01
2,6W	34,8	304	**E471** 01
3,1W	40,6	354	**E472** 01
3,5W	46,4	404	**E473** 01
4W	52,2	454	**E474** 01
4,4W	58	504	**E475** 01
4,8W	63,8	554	**E476** 01
5,3W	69,6	604	**E477** 01
5,7W	75,4	654	**E478** 01
6,2W	81,2	704	**E479** 01
6,6W	87	754	**E480** 01
7W	92,8	804	**E481** 01
7,5W	98,6	854	**E482** 01
7,9W	104,4	904	**E483** 01
8,4W	110,2	954	**E484** 01
8,8W	116	1004	**E485** 01
17,6W	232	2004	**E486** 01
26,4W	348	3004	**E487** 01
35,2W	464	4004	**E488** 01
44W	580	5004	**E489** 01
61,6W	812	7004	**E490** 01

24Vdc power supply to be ordered separately.
The luminous flux [lm] and the colour temperature [K] are expressed in real values.



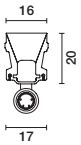

W	lm	length	code colour
Tunable white 2500K÷4500K - 24Vdc			
LED			
Tunable white - PWM			
2,3W	88,9	254	**EA92** 01
2,7W	106,7	304	**EA93** 01
3,2W	124,5	354	**EA94** 01
3,7W	142,3	404	**EA95** 01
4,1W	160,1	454	**EA96** 01
4,6W	177,8	504	**EA97** 01
5W	195,6	554	**EA98** 01
5,5W	213,4	604	**EA99** 01
5,9W	231,2	654	**EB00** 01
6,4W	249	704	**EB01** 01
6,9W	266,8	754	**EB02** 01
7,3W	284,5	804	**EB03** 01
7,8W	302,3	854	**EB04** 01
8,2W	320,1	904	**EB05** 01
8,7W	337,9	954	**EB06** 01
9,1W	355,7	1004	**EB07** 01
18W	711,4	2004	**EB08** 01
27W	1067	3004	**EB09** 01
37W	1422,7	4004	**EB10** 01
46W	1778,4	5004	**EB11** 01
64W	2489,8	7004	**EB12** 01

24Vdc power supply to be ordered separately.
The luminous flux [lm] and the colour temperature [K] are expressed in real values.



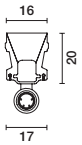

W	lm	length	code colour
2600K - 24Vdc - High output			
LED			
2600K - CRI 80 - PWM			
2,9W	159,9	254	**EB13** 01
3,5W	191,8	304	**EB14** 01
4,1W	223,8	354	**EB15** 01
4,6W	255,8	404	**EB16** 01
5,2W	287,7	454	**EB17** 01
5,8W	319,7	504	**EB18** 01
6,4W	351,7	554	**EB19** 01
6,9W	383,6	604	**EB20** 01
7,5W	415,6	654	**EB21** 01
8,1W	447,6	704	**EB22** 01
8,7W	479,6	754	**EB23** 01
9,3W	511,5	804	**EB24** 01
9,8W	543,5	854	**EB25** 01
10W	575,5	904	**EB26** 01
11W	607,4	954	**EB27** 01
12W	639,4	1004	**EB28** 01
23W	1278,8	2004	**EB29** 01
35W	1918,2	3004	**EB30** 01
46W	2557,6	4004	**EB31** 01
58W	3197	5004	**EB32** 01
81W	4475,8	7004	**EB33** 01

24Vdc power supply to be ordered separately.
The luminous flux [lm] and the colour temperature [K] are expressed in real values.



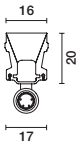

W	lm	length	code colour
2800K - 24Vdc - High output			
LED			
2800K - CRI 80 - PWM			
2,9W	162	254	**EB34** 01
3,5W	194,4	304	**EB35** 01
4,1W	226,8	354	**EB36** 01
4,6W	259,2	404	**EB37** 01
5,2W	291,6	454	**EB38** 01
5,8W	324	504	**EB39** 01
6,4W	356,4	554	**EB40** 01
6,9W	388,8	604	**EB41** 01
7,5W	421,2	654	**EB42** 01
8,1W	453,6	704	**EB43** 01
8,7W	486	754	**EB44** 01
9,3W	518,4	804	**EB45** 01
9,8W	550,8	854	**EB46** 01
10W	583,2	904	**EB47** 01
11W	615,6	954	**EB48** 01
12W	648	1004	**EB49** 01
23W	1296	2004	**EB50** 01
35W	1944	3004	**EB51** 01
46W	2592	4004	**EB52** 01
58W	3240	5004	**EB53** 01
81W	4536	7004	**EB54** 01

24Vdc power supply to be ordered separately.
The luminous flux [lm] and the colour temperature [K] are expressed in real values.

iguzzini.com code finder / download design files / save and organize favorites



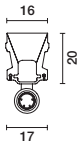

W	lm	length	code colour
3600K - 24Vdc - High output			
LED			
3600K - CRI 80 - PWM			
2,9W	**162,5**	**254**	**EB55** 01
3,5W	**195**	**304**	**EB56** 01
4,1W	**227,5**	**354**	**EB57** 01
4,6W	**260**	**404**	**EB58** 01
5,2W	**292,5**	**454**	**EB59** 01
5,8W	**325,1**	**504**	**EB60** 01
6,4W	**357,6**	**554**	**EB61** 01
6,9W	**390,1**	**604**	**EB62** 01
7,5W	**422,6**	**654**	**EB63** 01
8,1W	**455,1**	**704**	**EB64** 01
8,7W	**487,6**	**754**	**EB65** 01
9,3W	**520,1**	**804**	**EB66** 01
9,8W	**552,6**	**854**	**EB67** 01
10W	**585,1**	**904**	**EB68** 01
11W	**617,6**	**954**	**EB69** 01
12W	**650,1**	**1004**	**EB70** 01
23W	**1300,2**	**2004**	**EB71** 01
35W	**1950,3**	**3004**	**EB72** 01
46W	**2600,4**	**4004**	**EB73** 01
58W	**3250,5**	**5004**	**EB74** 01
81W	**4550,7**	**7004**	**EB75** 01

24Vdc power supply to be ordered separately.
The luminous flux [lm] and the colour temperature [K] are expressed in real values.



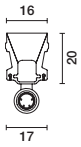

W	lm	length	code colour
4400K - 24Vdc - High output			
LED			
4400K - CRI 80 - PWM			
2,9W	**167,5**	**254**	**EB76** 01
3,5W	**201**	**304**	**EB77** 01
4,1W	**234,5**	**354**	**EB78** 01
4,6W	**268**	**404**	**EB79** 01
5,2W	**301,5**	**454**	**EB80** 01
5,8W	**335,1**	**504**	**EB81** 01
6,4W	**368,6**	**554**	**EB82** 01
6,9W	**402,1**	**604**	**EB83** 01
7,5W	**435,6**	**654**	**EB84** 01
8,1W	**469,1**	**704**	**EB85** 01
8,7W	**502,6**	**754**	**EB86** 01
9,3W	**536,1**	**804**	**EB87** 01
9,8W	**569,6**	**854**	**EB88** 01
10W	**603,1**	**904**	**EB89** 01
11W	**636,6**	**954**	**EB90** 01
12W	**670,1**	**1004**	**EB91** 01
23W	**1340,2**	**2004**	**EB92** 01
35W	**2010,3**	**3004**	**EB93** 01
46W	**2680,4**	**4004**	**EB94** 01
58W	**3350,5**	**5004**	**EB95** 01
81W	**4690,7**	**7004**	**EB96** 01

24Vdc power supply to be ordered separately.
The luminous flux [lm] and the colour temperature [K] are expressed in real values.

Underscore InOut can be connected in sequence up to a maximum of L=7004 mm. Depending on the type of power supply, Underscore connections can be made in parallel, each with a maximum length of L = 7004 mm; they can also be installed in a continuous row (see instruction sheet).



Youngstorget - Oslo, Norway
Photo: Tomasz Majewski

Class III products: performances are assured only when using the electronic power supplies and drivers indicated in the catalogue.

Data refer to the luminous flux emitted by the system.
Technical information may change alongside technological progress. Consult iguzzini.com for ongoing updates.

Underscore InOut
Top Bend 16

profiles and clip



length	code colour
High linear profile	
Module	
1000	**X129** 12
2000	**X130** 12

With seating for hidden connector.
For all lengths (cut to size).
Allows the connector to be hidden in the lower part of the profile.

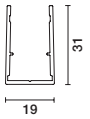



length	code colour
Low linear profile	
Module	
250	**X133** 12
500	**X134** 12
1000	**X135** 12
2000	**X136** 12

With 2 slots for the side exit of the connectors

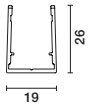



length	code colour
Intermediate low linear profile	
Module	
998	**X138** 12
1790	**X139** 12
1998	**X140** 12

Without slots
To be ordered with the end profiles
(refer to the instructions sheet)

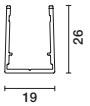



length	code colour
Pair of low end linear profiles	
Module	
104	**X137** 12

With 1 slot for the side exit of the connector.
To be ordered with the intermediate profiles (refer to the instructions sheet)

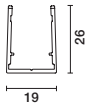



length	code colour
Stainless steel high support clip	
Module	
40	**X131** 13

With seating for hidden connector.
Allows the connector to be hidden
in the lower part of the stainless steel clip.
Designed for curved sections.

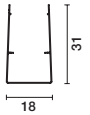



length	code colour
Stainless steel low support clip	
Module	
40	**X141** 13

For products with the side exit of the connectors.
Connector passage in the side part of the clip.
Designed for curved sections.

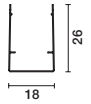



length	code colour
Anodised aluminium high support clip	
Module	
40	**X132** 12

With seating for hidden connector.
Allows the connector to be hidden
in the lower part of the stainless steel clip.
Designed for curved sections.

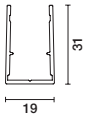



length	code colour
Anodised aluminium low support clip	
Module	
40	**X142** 12

For products with the side exit of the connectors.
Connector passage in the side part of the clip.
Designed for curved sections.

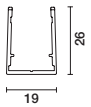

Control gear	code	colour
 IP67 box for power supply		
dim. 140x230x95h (6PG)	**9582**	00
	Unfit for power supplies 9912-BZK1-MWK4-MWK5	
dim. 280x190x130h (10PG)	**BZ33**	00
 Cable with female connector IP68 for versions with LED tunable white		
L=115	**X288**	04
L=1500	**X289**	04
L=3000	**X290**	04
L=5000	**X291**	04
 Cable with female connector for monochromatic LEDs IP68 With anti-detachment locknut		
L=115	**X168**	04
L=1500	**X169**	04
L=3000	**X170**	04
L=5000	**X171**	04
 Cable with female connector for RGB IP68 With anti-detachment locknut		
L=115	**X174**	04
L=1500	**X175**	04
L=3000	**X176**	04
L=5000	**X177**	04
 Cable with male connector IP68 for versions with LED tunable white		
L=1500	**X292**	04
L=1500	**X293**	04
 Cable with male connector for monochromatic LEDs IP68 With anti-detachment locknut		
L=115	**X172**	04
L=1500	**X173**	04
 Cable with male connector for RGB IP68 With anti-detachment locknut		
L=115	**X178**	04
L=1500	**X179**	04

Control gear	code	colour
 2-way junction connector - IP68	**X188**	00
	possible connection of max. 2 outgoing cables with connectors	
 4-way junction connector - IP68	**X189**	00
	possible connection of max. 6 outgoing cables with connectors	
 Cap kit for IP68 connectors 10 units With anti-detachment band		
Female	**X181**	04
male	**X180**	04

Interfaces & remote units	code	colour
 4-channel LED Driver with DALI-DMX 720W controller		
VIN=12÷48Vdc VOUT=5-12-24-48V	**9639**	00
 PWM interface with DALI monochromatic LED dimmer 120W 24Vdc	**MWP3**	00

Power supply	code	colour
 Electronic constant tension power supply 50W 24V		
Iout=2A dim. 225x60x36h	**MWK4**	00
 Electronic constant tension power supply 70W 24V		
IOUT=2,9A dim. 225x60x36h	**MWK5**	00
 Constant current power supply unit non dimmable IP67 40W		
VIN =90-305VAC 50/60Hz Vout = 24V IMAX = 1,67A dimensions:171x61,5x36,8	**X182**	00
 Constant current power supply unit non dimmable IP67 80W		
VIN =90-305VAC 50/60Hz Vout = 24V IMAX = 3,4A dimensions:195,6x61,5x38,8	**X183**	00
 Constant current power supply unit non dimmable IP67 120W		
VIN =90-305VAC 50/60Hz Vout = 24V IMAX = 5A dimensions:220x68x38,8	**X184**	00
 Constant current power supply unit non dimmable IP67 185W		
VIN =90-305VAC 50/60Hz Vout = 24V IMAX = 7,8A dimensions:228x68x38,8	**X185**	00
 Constant current power supply unit non dimmable IP67 240W		
VIN =90-305VAC 50/60Hz Vout = 24V IMAX = 10A dimensions:244,2x90x43,8	**X186**	00

Power supply	code	colour
 Constant current power supply unit non dimmable IP67 320W		
VIN =90-305VAC 50/60Hz Vout = 24V IMAX = 13,34A dimensions:252x90x43,8	**X187**	00
 Constant current power supply unit IP20 96W		
VIN = 120-277VAC 50/60Hz Vout = 24VDC IMAX = 4A dimensions: 300x40x22	**MZ14**	00
 Constant current power supply unit DALI IP20 100W		
VIN = 220-240VAC 50/60Hz Vout = 24VDC IMAX = 4,16A dimensions: 295x43x30	**MZ15**	00
 Constant current power supply unit non dimmable track DIN 120W		
VIN = 90-240VAC 50/60Hz Vout = 24V IMAX = 5A dimensions: 40x114x125	**BZK0**	00
 Constant current power supply unit non dimmable track DIN 240W		
VIN = 90-240VAC 50/60Hz Vout = 24V IMAX = 10A dimensions: 63x114x125	**9912**	00
 Constant current power supply unit non dimmable track DIN 10W		
VIN = 220-240VAC 50/60Hz Vout = 24V IMAX = 0,4A dimensions: 18x68x93	**9908**	00
 Constant current power supply unit non dimmable track DIN 24W		
VIN = 220-240VAC 50/60Hz Vout = 24V IMAX = 1A dimensions: 35x68x94	**9909**	00
 Constant current power supply unit non dimmable track DIN 72W		
VIN = 220-240VAC 50/60Hz Vout = 24V IMAX = 3A dimensions: 70x68x94	**9910**	00
 Constant current power supply unit non dimmable track DIN 96W		
VIN = 220-240VAC 50/60Hz Vout = 24V IMAX = 4A dimensions: 93x66x105	**9911**	00
 Constant current power supply unit non dimmable track DIN 480W		
VIN = 90-240VAC 50/60Hz Vout = 24V IMAX = 20A dimensions: 86x129x125	**BZK1**	00

Underscore InOut
Top Bend 16 - Dive



Explore and interact with products in 3D.
thelightexperience.iguzzini.com

NEW DALI DMX IP68 IK10

- Linear luminaire with monochromatic (2900K-4500K), RGB or Tunable White LEDs for installation in fountains and areas around swimming pools (not indoors).
- Surface mount installation using AISI 316 stainless steel clips.
- Based on a flexible white 24Vdc circuit, with 6 lengths available: 254/504/1004/2004/3004/7004 mm
- The PWM LED circuit is fully IP68 encapsulated with a very high performance white (external) and opal (emitting surface) polymer sheath: the material allows for use and installation at a maximum temperature of 45 °C in air and 25 °C in water.
- The water must have a pH value between 7 and 8.
- Uniform lighting without visible points is assured along the entire profile of the strip as far as the terminal parts.
- Complete with a single output cable L=5000
- Complete with stainless steel wires to limit plastic deformation of the body that may otherwise damage the LED circuit.
- Resistant to seawater testing in accordance with EN60598-2-18, UV and solvents.
- IK10 impact resistance
- Contact temperature <40°.

Installation limits with clips
Immersion installation with clips is not permitted:
- in areas where direct contact with people or animals is possible;
- inside swimming pools (allowed only in surrounding areas);
- on pedestrian or vehicular surfaces.



iguzzini.com code finder / download design files / save and organize favorites

new
Available from April



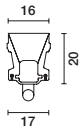

W	lm	length	code colour
2900K - 24Vdc			
LED			
2900K - CRI 80 - PWM			
2,1W	**68,8**	**254**	**EM92** 01
4,3W	**137,5**	**504**	**EM93** 01
8,5W	**275**	**1004**	**EM94** 01
17W	**550**	**2004**	**EM95** 01
25,5W	**825**	**3004**	**EM96** 01
42,5W	**1375**	**5004**	**EM97** 01

24Vdc power supply to be ordered separately.
The luminous flux [lm] and the colour temperature [K] are expressed in real values.

4500K - 24Vdc			
LED			
4500K - CRI 80 - PWM			
2,1W	**82,5**	**254**	**EM98** 01
4,3W	**165**	**504**	**EM99** 01
8,5W	**330**	**1004**	**EN00** 01
17W	**660**	**2004**	**EN01** 01
25,5W	**990**	**3004**	**EN02** 01
42,5W	**1650**	**5004**	**EN03** 01

24Vdc power supply to be ordered separately.
The luminous flux [lm] and the colour temperature [K] are expressed in real values.



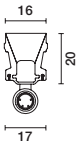

W	lm	length	code colour
RGB - 24Vdc			
LED			
RGB - CRI 80 - PWM			
2,2W	**29**	**254**	**EN04** 01
4,4W	**58**	**504**	**EN05** 01
8,8W	**116**	**1004**	**EN06** 01
17,6W	**232**	**2004**	**EN07** 01
26,4W	**348**	**3004**	**EN08** 01
44W	**580**	**5004**	**EN09** 01

24Vdc power supply to be ordered separately.
The luminous flux [lm] and the colour temperature [K] are expressed in real values.

Tunable white 2500K÷4500K - 24Vdc			
LED			
Tunable white - PWM			
2,3W	**88,9**	**254**	**EN10** 01
4,6W	**177,8**	**504**	**EN11** 01
9,1W	**355,7**	**1004**	**EN12** 01
18W	**711**	**2004**	**EN13** 01
27W	**1067**	**3004**	**EN14** 01
46W	**1778**	**5004**	**EN15** 01

24Vdc power supply to be ordered separately.
The luminous flux [lm] and the colour temperature [K] are expressed in real values.



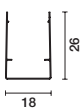

length	code colour
Stainless steel low support clip	
Module	
40	**X141** 13

For products with the side exit of the connectors.
Connector passage in the side part of the clip.
Designed for curved sections.



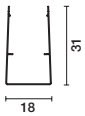

length	code colour
Stainless steel high support clip	
Module	
40	**X131** 13

With seating for hidden connector.
Allows the connector to be hidden in the lower part of the stainless steel clip.
Designed for curved sections.

Class III products: performances are assured only when using the electronic power supplies and drivers indicated in the catalogue.

Data refer to the luminous flux emitted by the system.
Technical information may change alongside technological progress. Consult iguzzini.com for ongoing updates.

Underscore InOut
Top Bend 16 - Dive

Control gear	code	colour
 IP67 box for power supply		
dim. 140x230x95h (6PG)	**9582** Unfit for power supplies 9912-BZK1-MWK4-MWK5	00
dim. 280x190x130h (10PG)	**BZ33**	00
 2-way junction connector - IP68	**X188** possible connection of max. 2 outgoing cables with connectors	00
 4-way junction connector - IP68	**X189** possible connection of max. 6 outgoing cables with connectors	00

Interfaces & remote units	code	colour
 4-channel LED Driver with DALI-DMX 720W controller		
VIN=12÷48Vdc VOUT=5-12-24-48V	**9639**	00
 PWM interface with DALI monochromatic LED dimmer 120W 24Vdc	**MWP3**	00

Power supply	code	colour
 Electronic constant tension power supply 50W 24V		
Iout=2A dim. 225x60x36h	**MWK4**	00
 Electronic constant tension power supply 70W 24V		
IOUT=2,9A dim. 225x60x36h	**MWK5**	00
 Constant current power supply unit non dimmable IP67 40W		
VIN =90-305VAC 50/60Hz Vout = 24V IMAX = 1,67A dimensions:171x61,5x36,8	**X182**	00

Power supply	code	colour
 Constant current power supply unit non dimmable IP67 80W		
VIN =90-305VAC 50/60Hz Vout = 24V IMAX = 3,4A dimensions:195,6x61,5x38,8	**X183**	00
 Constant current power supply unit non dimmable IP67 120W		
VIN =90-305VAC 50/60Hz Vout = 24V IMAX = 5A dimensions:220x68x38,8	**X184**	00
 Constant current power supply unit non dimmable IP67 185W		
VIN =90-305VAC 50/60Hz Vout = 24V IMAX = 7,8A dimensions:228x68x38,8	**X185**	00
 Constant current power supply unit non dimmable IP67 240W		
VIN =90-305VAC 50/60Hz Vout = 24V IMAX = 10A dimensions:244,2x90x43,8	**X186**	00
 Constant current power supply unit non dimmable IP67 320W		
VIN =90-305VAC 50/60Hz Vout = 24V IMAX = 13,34A dimensions:252x90x43,8	**X187**	00
 Constant current power supply unit DALI IP20 100W		
VIN = 220-240VAC 50/60Hz Vout = 24VDC IMAX = 4,16A dimensions: 295x43x30	**MZ15**	00
 Constant current power supply unit IP20 96W		
VIN = 120-277VAC 50/60Hz Vout = 24VDC IMAX = 4A dimensions: 300x40x22	**MZ14**	00

Power supply	code	colour
 Constant current power supply unit non dimmable track DIN 120W		
VIN = 90-240VAC 50/60Hz Vout = 24V IMAX = 5A dimensions: 40x114x125	**BZK0**	00
 Constant current power supply unit non dimmable track DIN 240W		
VIN = 90-240VAC 50/60Hz Vout = 24V IMAX = 10A dimensions: 63x114x125	**9912**	00
 Constant current power supply unit non dimmable track DIN 10W		
VIN = 220-240VAC 50/60Hz Vout = 24V IMAX = 0,4A dimensions: 18x68x93	**9908**	00
 Constant current power supply unit non dimmable track DIN 24W		
VIN = 220-240VAC 50/60Hz Vout = 24V IMAX = 1A dimensions: 35x68x94	**9909**	00
 Constant current power supply unit non dimmable track DIN 72W		
VIN = 220-240VAC 50/60Hz Vout = 24V IMAX = 3A dimensions: 70x68x94	**9910**	00
 Constant current power supply unit non dimmable track DIN 96W		
VIN = 220-240VAC 50/60Hz Vout = 24V IMAX = 4A dimensions: 93x66x105	**9911**	00
 Constant current power supply unit non dimmable track DIN 480W		
VIN = 90-240VAC 50/60Hz Vout = 24V IMAX = 20A dimensions: 86x129x125	**BZK1**	00

Piazza della Repubblica – Spello, Italy
Architectural Project: Oikos Progetti
Lighting project: Arch. Massimo Berzetta
Photo: Luca Petrucci

pinterest.com/iguzzini



pinterest.com/iguzzini



Floodlights
Architectural lighting management

Lighting effects for illuminating architecture and green areas. Broad range of lighting effects: from highly concentrated beams of light to lighting of architectural details, wall washer light beams for uniform lighting of façades and vertical surfaces.
Numerous optical and photometric accessories.
Extremely reliable and resistant to atmospheric agents and acts of vandalism.

606 Overview - Floodlights

612 Palco InOut

630 iPro

642 Woody

652 Platea Pro

658 iTeka

660 Lingotto

The Kelpies, Falkirk - Scotland, United Kingdom
Artist: Andy Scott
Lighting project: Lightfolio
Photo: with kind permission from Lightfolio

Overview - Floodlights








	614 Palco InOut ø 30	**614** Palco InOut ø 49	**614** Palco InOut ø 83	**620** Palco InOut ø 83	**620** Palco InOut ø 119	**620** Palco InOut ø 137
Performances						
Optics	14°/24°	16°/24°/42°	16°/26°/40°/78°	8°/26°/50°/80°	8°/14°/24°/46°/80°	6°/10°/18°/28°/44°/80°
Power W	2,5	6,1	12/16	9,1 → 11,4	12,8 → 26,6	15,6 → 38
Luminous flux lm	145 → 183	391 → 497	1139 → 1890	630 → 743	475 → 2520	567 → 3915
Colour temperature K	2700/3000/4000	2700/3000/4000	2700/3000/4000	2700/3000/4000	2700/3000/4000	2700/3000/4000
RGB						
RGBW						
Tunable White 2700K÷6000K						
Applications						
Pole				●	●	●
Spike	●	●	●	●	●	●
Accessories						
Optics and decorative	A/B/G/N/O	A/B/G/N/O	A/B/G/N/O	A/B/L/M/G/N/O	A/B/L/M/G/N/O	A/B/L/M/G/N/O








	633⍁iPro ⍁51	**633**⍁iPro ⍁81	**636**⍁iPro ⍁132	**636**⍁iPro ⍁155	**636**⍁iPro ⍁192	**644** MiniWoody ø 85
Performances						
Optics	8°/16°/18°/26°/84°/L	10°/34°/84°/ET/EL	10°/20°/34°/40°/52°	8°/12°/32°/38°/48°	8°/10°/14°/16°/30° 32°/34°/48°	8°/26°/40°
Power W	2,2/4,2	4,3/7,7	13,6/17,8	19,1 → 25,1	27,2 → 41,6	10,7
Luminous flux lm	76 → 342	67 → 591	1184 → 1387	1446 → 2489	957 → 4400	526 → 678
Colour temperature K	3000/4000	3000/4000	3000/4000	3000/4000	3000/4000	3000/4000
RGB		●			●	
RGBW					●	
Tunable White 3000K÷5700K					●	
Applications						
Pole					●	
Spike	●	●	●	●	●	●
Accessories						
Optics and decorative			A/B/C/F G/I/L/M	A/B/C/F G/I/L/M	A/B/C/F G/I/L/M	A/B/C/E/F G/H/O

Systems with floodlights are presented in the “Pole-mounted systems” section







467 Platea Pro | **512** MultiPalco InOut | **516** MultiPro | **520** MultiWoody | **524** MultiPlatea



620 Palco InOut
ø 153



626 Palco InOut
Framer ø 30



626 Palco InOut
Framer ø 116

		new	new
	16°/30°/48°/76°		
	47,3 → 58,9	3,4	34
	4688 → 6333	18/20	924 → 1090
	2700/3000/4000	2700/3000/4000	2700/3000/4000
	●		●
	●	●	●
	A/B/L/M/G/N/O		



644 Woody
ø 140



648 MaxiWoody
ø 260



648 MaxiWoody
ø 315



648 MaxiWoody
ø 380



652 Platea Pro



658 iTeka



660 Lingotto

	8°/10°/28°/36°/40°	10°/30°/32°/50°	12°/30°/32°/44°/46°	ST1/ST1.2	4°/12°/28°/46° E/WW/A45	ST1C/A60/A45C	A/80°-100°
	15,5 → 19	28,4/39,6	41 → 91,9	36/56	17,9 → 86	23,8	40,9/43,9
	473 → 1875	2587 → 4209	1482 → 10739	3430 → 6080	636 → 10410	2280 → 2360	2448 → 3321
	3000/4000	3000/4000	3000/4000	3000/4000	3000/4000	3000/4000	3000/4000
	●		●				
					●		
			●		●		
		●	●	●	●	●	●
	●				●	●	
	A/B/C/O	A/B/C/F G/I/L/M	A/B/C/F G/I/L/M	A/B/F L/M	A/B I/L/M		H/N

Optics: **WW** Wall Washer - **L** Light Blade - **E** Elliptical - **ET** Elliptical Transversal - **EL** Elliptical Longitudinal - **A** Asymmetrical - **AL** Asymmetrical Longitudinal **AT** Asymmetrical Transversal - **A45** Comfort Street Optic - **ST1** Street Optic for intense vehicle traffic, urban and suburban areas **ST1.2** Street Optic for intense vehicle traffic, urban and suburban areas - **ST1C** Comfort Street Optic for pedestrian urban areas

Accessories: **A** Refractor - **B** Diffuser glass - **C** Prismatic diffuser glass - **D** Coloured filters - **E** Spill ring - **F** Interchangeable reflector **G** Cylindrical screen - **H** Wall washer screen - **I** Visor - **L** Directional fins - **M** Protection grille - **N** Louvre - **O** 45° Cylindrical Screen

Overview - Floodlights

it's in the Optics

Opti Beam

Opti Beam Reflector
The outcome of extensive research, this optic improves chromatic uniformity, prevents the creation of halos and removes spots of double rings that may be generated by a conventional LED light source.

*Patent Pending



Opti Beam Lens
Ultra-compact, high-intensity super spot optics. The light beam is even and well defined, with no colour aberrations. Maximum visual comfort is guaranteed by a spill-ring inside.

*Two Patents Pending



Opti Beam Refractor
Micro-prismatic textures with randomized symmetrical modelling elements to avoid any type of geometric and chromatic aberration. When combined with the Opti Beam Lens, they model the beam of light using different apertures.

*Patented









SS - Super Spot
α <8°



S - Spot
α 9°-15°



M - Medium
α 16°-25°



F - Flood
α 26°-39°



WF - Wide Flood
α 40°-69°



SF - Super Flood
α 70°-90°



WW - Wall Washer



Framer



ET - Transversal Elliptical



EL - Longitudinal Elliptical



E - Elliptical*

* Elliptical optics are obtained by installing the specific accessory.



The Platea Pro floodlight has a screen for elliptical distribution inside the product which can rotate by 360° to adapt direction to lighting requirements.

Screening angle
Comfort increases the more the LED source of light is hidden from view. Our floodlights have a very high screening angle* to ensure visual comfort in space, whatever their orientation.

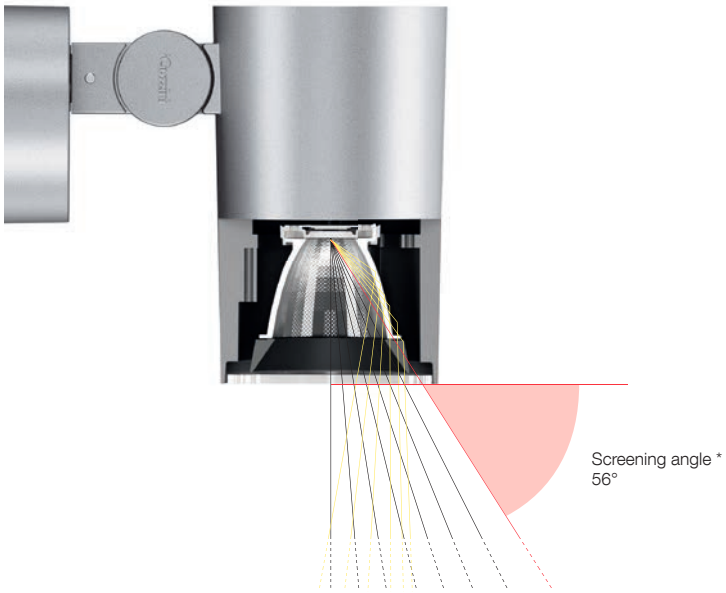

No field angle
We have eliminated the double ring effect to obtain a well-defined round lighting effect. The intensity at the limit angle is close to 50% Imax (the field angle aligns with FWMH*).

*FWHM is the angle corresponding the point where intensity is equal to 50% Imax.

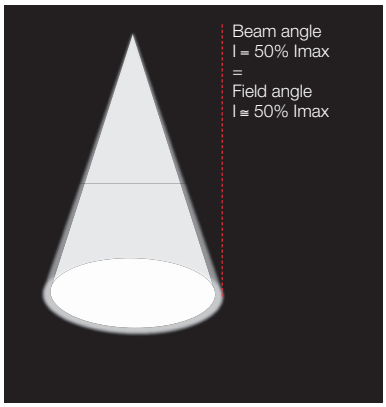

Opti Beam Technology

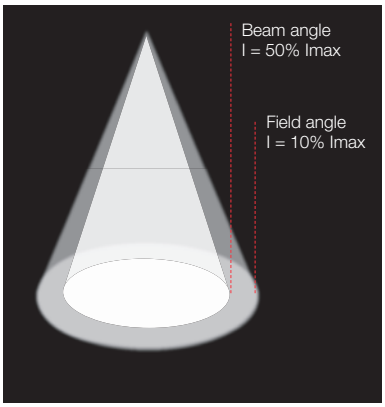

Other technology

Optical Accessories
Various types of lens allow the lighting distribution of the main optics to be modified, thereby achieving highly professional lighting effects.


Refractor for elliptical distribution

Diffuser glass


Prismatic diffuser glass


Spill ring


Louvre


Blade louvre


Cylindrical screen


Cylindrical Screen at 45°


Directional flaps

Reliability for better Light

Thermal Dissipation

We test the worst-case condition. Thanks to thermographic and fluid-dynamic simulations, we are able to define the best geometry for our products in order to maintain a constant LED operating temperature.



MacAdam

We choose the world's best suppliers to ensure consistent and repetitive selection of LEDs to ensure colour uniformity not only over time but also between different products in the same lighting project, up to MacAdam Step 2/3



iGuzzini (MacAdam step 2/3)

Other solutions (MacAdam step > 3)

Duration of LEDs

The lifespan of LEDs is a given statistic. Parameters “L” and “B” describe the percentage value of the final luminous flux (L) and the confidence level expressed (B). Our new generation products always envisage B10 or B20, thereby stating extremely reliable LED lifespan values.

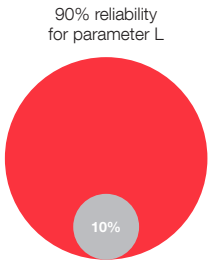

LED iGuzzini B10

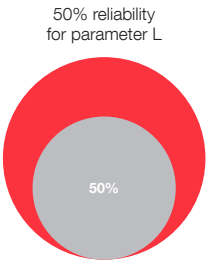

common LEDs on market B50

B10 indicates a 90% reliability level at the point the declared lifetime is reached with the luminous flux indicated

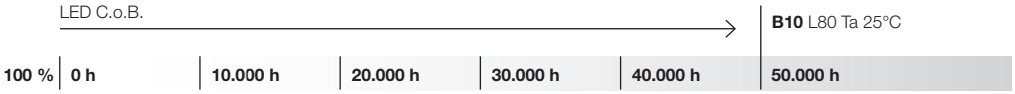

Light dynamics

Tunable White
These versions allow continuous modification of colour temperature between 3000 and 5700K.



RGBW
This technology, in addition to all colour shades, also achieves pure white light unaffected by RGB colours.



White obtained with RGBW / WRGBW



RGBW / WRGBW

It's in the Product

Maximum impact protection
IK10
Maximum resistance to dust penetration and protection against waves.



Reliability
IP66
Protection against penetration by solids and liquids. Unaffected by corrosive agents thanks to two-stage pre-treatment.

1 Aluminium
2 Fluoro-zirconium finishing
3 Nano-technological polymer
4 Primer
5 Liquid paint



Orientation and aiming lock
This system is used to fine tune and lock the angle of the floodlight while ensuring the direction of the light beam is steady.

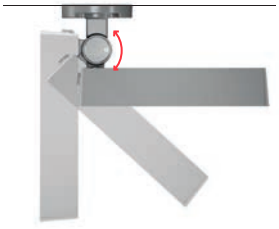

Dual PG
Dual PG allows for through-passing wiring without needing to install junction boxes for better aesthetics as well as savings in material.



Palco InOut

design Artec3 Studio



ø 30
page 614



ø 49
page 614



ø 83
page 614



ø 83
page 620

Framer

NEW



ø 30
page 626



ø 116
page 626



ø 119
page 620



ø 137
page 620



ø 153
page 620

Pole system
ø83 / ø119 / ø137 / ø153 ø116 floodlights and the ø116 framer can be installed on poles (MultiPalco InOut system on page 512) and walls using the special accessory.

pole with flange



pole with arm



wall support



Palco InOut
ø 30 / ø 49 / ø 83

design Artec3 Studio





ø 30



ø 49



ø 83

Explore and interact with products in 3D.
thelightexperience.iguzzini.com

Opti Beam | IP66 | IK08

- Floodlight luminaire intended for use with LED light sources.
- Installation on floors, walls, ceilings and the ground (using a spike).
- Comprising an optic compartment and power strip in die-cast aluminium and transparent, hardened sodium-calcium safety glass.
- Optical compartment with horizontal adjustment (+ 95° / -50). for ø 30 / ø 49
- Optical compartment with horizontal adjustment (+ 95° / -50). for ø 83
- Graduated scale and mechanical aiming lock.
- A2 stainless steel cable gland complete with output power supply cable. The cable is provided with IP68 anti-transpiration device.
- Low-voltage safe power supply with constant current.
- Electronic power supply unit to be ordered separately.
- LED circuit fitted with polarity inversion protection system.
- IP66
- Opti Beam Lens and Opti Beam Reflector optics.
- Optical accessories with external mounting using an accessory support frame.
- Secured using a 360° swivel base strip
- All external screws used are in A2 stainless steel.
- Insulation class III.

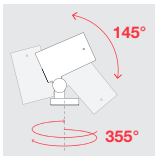

Dual rotation



Compact dimensions

Optics



S α 14°-16°

M α 24°-26°

WF α 40°-42°

SF α 78°

E*

* Elliptical optics are obtained by installing the specific accessory.

The accessories allow the features of the lighting produced by the single luminaire to be altered, for highly professional lighting effects.

*Installation is possible by using an accessory frame, which also ensures IP66 compatibility

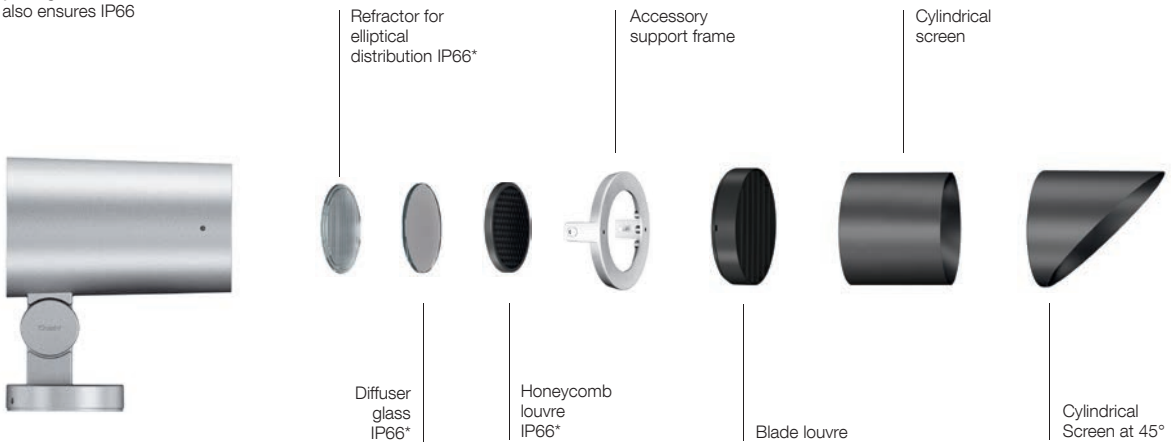

Visual Comfort
Comfort increases the more the LED source of light is hidden from view. Our floodlights have a very high screening angle* to ensure visual comfort in space, whatever their orientation.



The smart self-learning system fitted in the power supply uses an algorithm to recognise the mid point of the operation time, thus allowing for reducing the power and consequently the consumption of the luminaire according to the pre-set profile. The same power supply also provides DALI and bi-power operation.

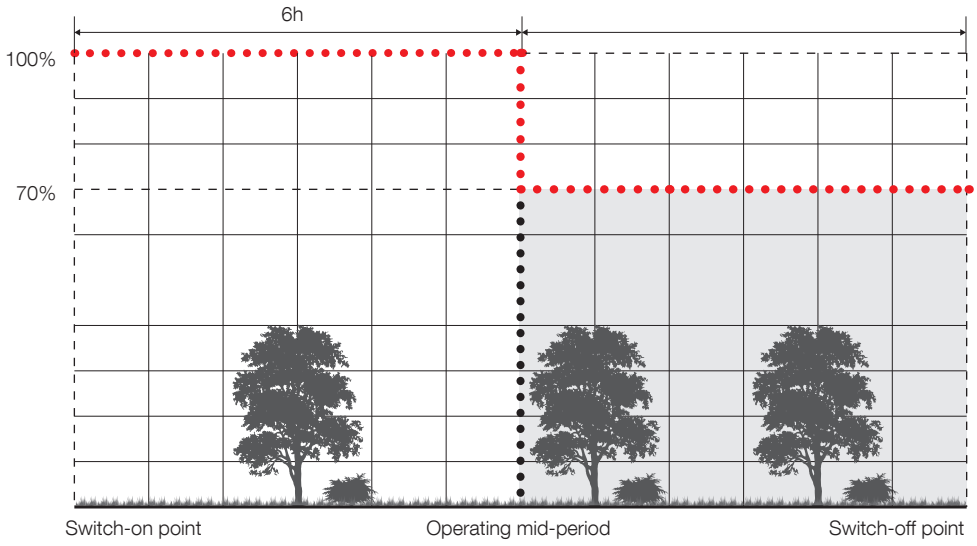

Palco InOut
ø 30 / ø 49 / ø 83

01 WHITE

15 GREY

iguzzini.com code finder / download design files / save and organize favorites



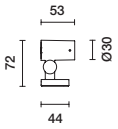

source		system			
W	lm	W	lm	optic	code colour
LED					
4000K - CRI 80					
2,5W	290	**2,5W**	**168**	**14°**	**Q684** 01-15
2,5W	290	**2,5W**	**183**	**24°**	**Q687** 01-15
3000K - CRI 80					
2,5W	260	**2,5W**	**151**	**14°**	**Q683** 01-15
2,5W	260	**2,5W**	**164**	**24°**	**Q686** 01-15
2700K - CRI 80					
2,5W	250	**2,5W**	**145**	**14°**	**Q682** 01-15
2,5W	250	**2,5W**	**158**	**24°**	**Q685** 01-15

Opti Beam Lens
Class of Insulation III
Power supply to be ordered separately
These codes can be used at a maximum environment temperature of 50°C



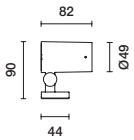

source		system			
W	lm	W	lm	optic	code colour
LED					
4000K - CRI 80					
6,1W	710	**6,1W**	**497**	**16°**	**Q690** 01-15
6,1W	710	**6,1W**	**490**	**24°**	**Q693** 01-15
6,1W	710	**6,1W**	**391**	**42°**	**Q696** 01-15
3000K - CRI 80					
6,1W	660	**6,1W**	**462**	**16°**	**Q689** 01-15
6,1W	660	**6,1W**	**455**	**24°**	**Q692** 01-15
6,1W	660	**6,1W**	**363**	**42°**	**Q695** 01-15
2700K - CRI 80					
6,1W	710	**6,1W**	**497**	**16°**	**Q688** 01-15
6,1W	710	**6,1W**	**490**	**24°**	**Q691** 01-15
6,1W	710	**6,1W**	**391**	**42°**	**Q694** 01-15

Q688, Q689, Q690, Q691, Q692, Q693: Opti Beam Lens
Q694, Q695, Q696: Opti Beam Reflector
Class of Insulation III
Power supply to be ordered separately
These codes can be used at a maximum environment temperature of 50°C



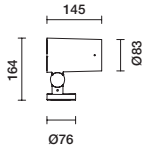

source		system			
W	lm	W	lm	optic	code colour
LED					
4000K - CRI 80					
12W	1750	**12W**	**1208**	**16°**	**Q699** 01-15
12W	1750	**12W**	**1278**	**26°**	**Q702** 01-15
12W	1750	**12W**	**1383**	**40°**	**Q705** 01-15
12W	1750	**12W**	**1470**	**78°**	**Q708** 01-15
3000K - CRI 80					
12W	1700	**12W**	**1173**	**16°**	**Q698** 01-15
12W	1700	**12W**	**1241**	**26°**	**Q701** 01-15
12W	1700	**12W**	**1343**	**40°**	**Q704** 01-15
12W	1700	**12W**	**1428**	**78°**	**Q707** 01-15
2700K - CRI 80					
12W	1650	**12W**	**1139**	**16°**	**Q697** 01-15
12W	1650	**12W**	**1205**	**26°**	**Q700** 01-15
12W	1650	**12W**	**1304**	**40°**	**Q703** 01-15
12W	1650	**12W**	**1386**	**78°**	**Q706** 01-15

Opti Beam Reflector
Class of Insulation III
Power supply to be ordered separately
These codes can be used at a maximum environment temperature of 50°C



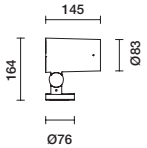

source		system			
W	lm	W	lm	optic	code colour
LED					
4000K - CRI 80					
16W	2250	**16W**	**1553**	**16°**	**Q711** 01-15
16W	2250	**16W**	**1643**	**26°**	**Q714** 01-15
16W	2250	**16W**	**1778**	**40°**	**Q717** 01-15
16W	2250	**16W**	**1890**	**78°**	**Q720** 01-15
3000K - CRI 80					
16W	2200	**16W**	**1518**	**16°**	**Q710** 01-15
16W	2200	**16W**	**1606**	**26°**	**Q713** 01-15
16W	2200	**16W**	**1738**	**40°**	**Q716** 01-15
16W	2150	**16W**	**1806**	**78°**	**Q719** 01-15
2700K - CRI 80					
16W	2100	**16W**	**1449**	**16°**	**Q709** 01-15
16W	2100	**16W**	**1533**	**26°**	**Q712** 01-15
16W	2100	**16W**	**1659**	**40°**	**Q715** 01-15
16W	2100	**16W**	**1764**	**78°**	**Q718** 01-15

Opti Beam Reflector
Class of Insulation III
Power supply to be ordered separately
These codes can be used at a maximum environment temperature of 35°C

Class III product performances are assured only when using the electronic power supplies and drivers indicated in the catalogue.

Technical information may change alongside technological progress. Consult iguzzini.com for ongoing updates.

























	ø30		ø49		ø83	
Optical accessories	**code**	**colour**	**code**	**colour**	**code**	**colour**
Accessory support frame						
To be used for the installation of accessories	**X243**	01-15	**X244**	01-15	**X245**	01-15
Honeycomb louvre						
IP66	**X255**	04	**X256**	04	**X257**	04
Blade louvre	**---**	---	**---**	---	**X267**	04
diffuser glass						
IP66	**X263**	65	**X264**	65	**X265**	65
Refractor for elliptical distribution						
IP66	**X259**	24	**X260**	24	**X261**	24
45° cylindrical screen	**X251**	04	**X252**	04	**X253**	04
Cylindrical screen	**X247**	04	**X248**	04	**X249**	04
Control gear	**code**	**colour**	**code**	**colour**	**code**	**colour**
IP68 box for multiple connections						
dim. 135x82x70h	**B915**	04	**B915**	04	**---**	---
Junction box with rapid connectors						
Suitable for 2x4 mm2 cables	**BZK7**	15	**BZK7**	15	**BZK7**	15
IP67 box for power supply						
dim. 140x230x95h (6PG)	**9582**	00	**9582**	00	**9582**	00
dim. 280x190x130h (10PG)	**BZ33**	00	**BZ33**	00	**BZ33**	00
IP68 connector 5-pole	**BZS6**	04	**BZS6**	04	**---**	---
2-way connector with 2 pole terminal	**BZH0**	00	**BZH0**	00	**BZH0**	00
2-way junction connector - IP68	**X188**	00	**X188**	00	**X188**	00
4-way junction connector - IP68	**X189**	00	**X189**	00	**X189**	00
Sealed connector kit IP68	**9581**	04	**9581**	04	**---**	---
Mounting accessories	**code**	**colour**	**code**	**colour**	**code**	**colour**
Spike for ground / garden application	**X270**	00	**X270**	00	**X271**	00
Spike for ground / garden application with driver	**X323**	04	**X323**	04	**---**	---

















Palco InOut
ø 30 / ø 49 / ø 83







Power supply	code	colour	code	colour	code	colour
 Power supply On-Off IP20						
20W	**MZ78**	00	**MZ79**	00	**X327** for Ta35° **X326** for Ta50°	00 00
 DALI power supply unit						
18W	**---**	---	**---**	---	**X325**	00
38W	**---**	---	**X300**	00	**---**	---
60W	**X301**	00	**---**	---	**---**	---
 Constant current power supply unit DALI IP20 15W						
VIN = 220-240VAC 50/60Hz Iout = 550mA dimensions: 119x53x30	**---**	---	**X281**	00	**---**	---
VIN = 220-240VAC 50/60Hz Iout = 850mA dimensions: 119x53x30	**X278**	00	**---**	---	**---**	---
VIN = 220-240VAC 50/60Hz Iout = 350mA dimensions: 122x38x28	**---**	---	**---**	---	**X286** for Ta50°	00
 Constant current power supply unit DALI with outgoing cables IP68 25W						
VIN =110-240VAC 50/60Hz Iout = 350mA dim. 180x90x68	**---**	---	**---**	---	**X213**	00
 Constant current power supply DALI/Step-dim/ Middle of the night profile IP20 60W						
VIN = 220-240VAC 50/60Hz dimensions: 133x76x39	**X277** Iout = 350mA for Ta35°C	00	**X280** Iout = 550mA for Ta35°C	00	**X285** Iout = 470mA for Ta35°C	00
 Constant current power supply unit DALI/Step-Dim/ Middle of the night profile IP20 40W						
VIN = 120-277VAC 50/60Hz dimensions: 133x76x39	**X276** Iout = 850mA for Ta50°C	00	**X279** Iout = 550mA for Ta50°C	00	**---**	---
 Constant current power supply unit DALI/Step-Dim/ Middle of the night profile IP20 40W						
VIN = 120-277VAC 50/60Hz dimensions: 123x79x33	**---**	---	**---**	---	**X210** Iout = 350mA for Ta35° **X284** Iout = 470mA for Ta50°C	00 00
 Dimmable electronic power supply unit DALI/Step-Dim/ Middle of the night profile IP20 60W						
VIN = 220-240VAC 50/60Hz Iout =350mA dimensions: 123x79x33	**---**	---	**---**	---	**X211** for Ta50°C	00

Homo Faber 2018 "Chiostro dei Cipressi" – Venice, Italy
Curators: Susanna Pozzoli and Dennis Curtis
Designer: apml_architetti
Photo: Alessandra Chemollo©Michelangelo Foundation


pinterest.com/iguzzini

Palco InOut
ø 83 / ø 119 / ø 137 / ø 153

design Artec3 Studio





ø 83



ø 119



ø 137



ø 153

Explore and interact with products in 3D.
thelightexperience.iguzzini.com

Opti Beam | DALI | IP66 | IK07

- Floodlight luminaire intended for use with LED light sources.
- Floor, wall and ceiling installation.
- Comprising an optic compartment and power strip in die-cast aluminium and transparent, hardened sodium-calcium safety glass.
- Optical compartment with horizontal adjustment (+ 90° / -50°).
- Graduated scale and mechanical aiming lock.
- Dual A2 stainless steel cable gland complete with output power supply cable.
  The cable is provided with IP68 anti-transpiration device.
- Luminaire ready for pass-through wiring.
- Product with built-in DALI power supply unit.
- Opti Beam Lens and Opti Beam Reflector optics.
- Optical accessories with external mounting using an accessory support frame.
- Secured using a 360° swivel base strip
- Insulation class II.
- IP66
- All external screws used are in A2 stainless steel.

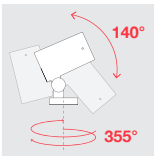

Dual rotation

Optics



SS α 6° 8°-10°
S α 14°
M α 18°-24° 26°-28°
WF α 44° 46°-50°
SF α 80°
E*

* Elliptical optics are obtained by installing the specific accessory.

The accessories allow the features of the lighting produced by the single luminaire to be altered, for highly professional lighting effects.

*Installation is possible by using an accessory frame, which also ensures IP66 compatibility

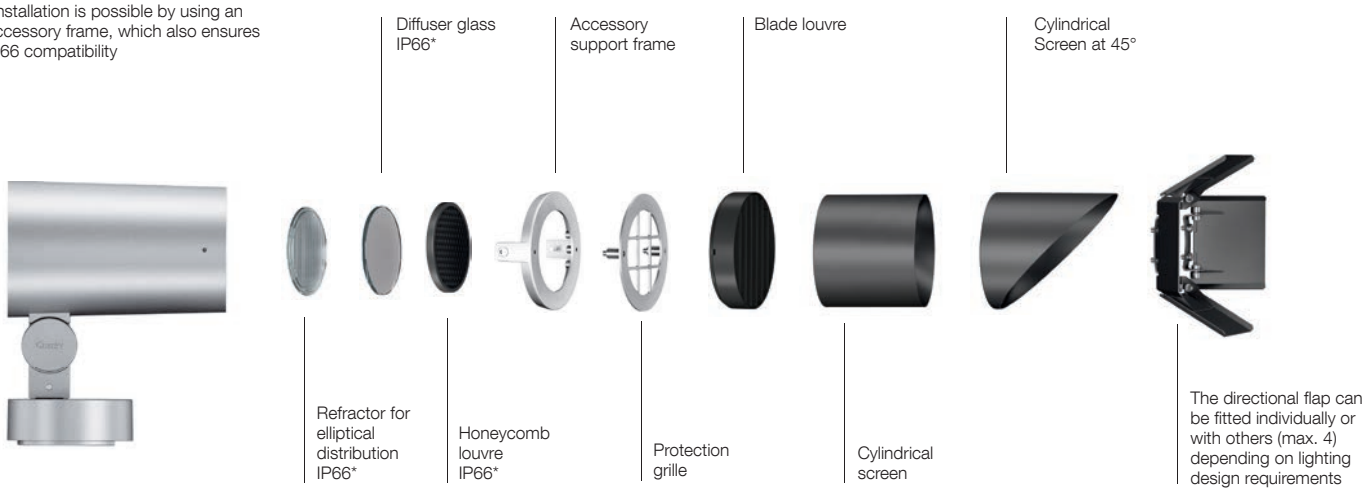

Palco InOut System
This range of floodlights can be installed on walls and poles (page 512)

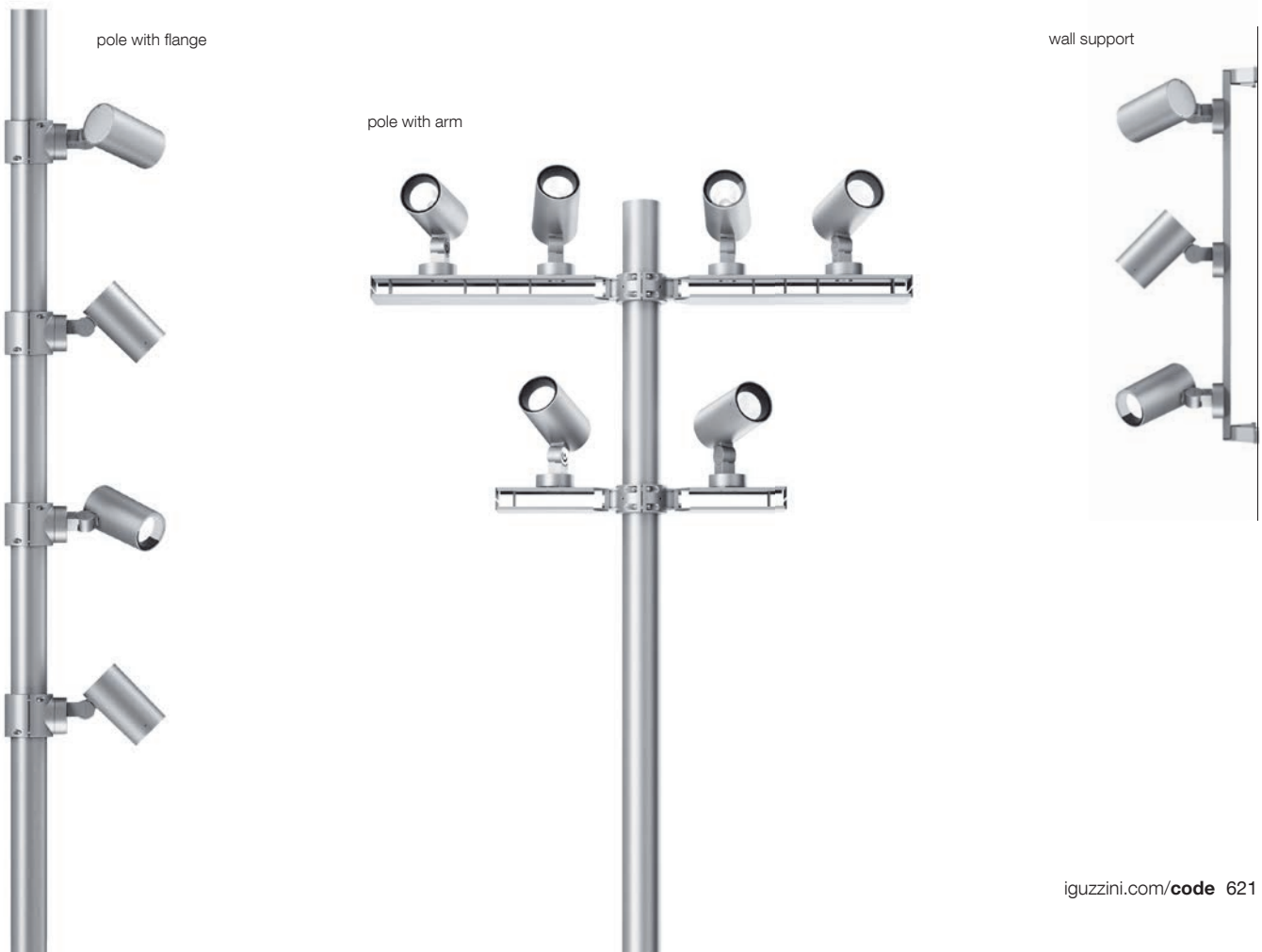

Palco InOut
ø 83 / ø 119 / ø 137 / ø 153


01
WHITE


15
GREY

Visual comfort

Comfort increases the more the LED source of light is hidden from view. Our floodlights have a very high screening angle* to ensure visual comfort in space, whatever their orientation.

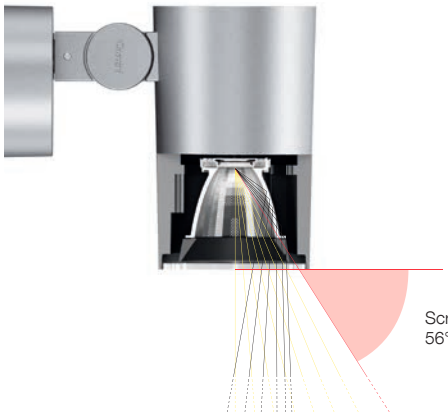

iguzzini.com code finder / download design files / save and organize favorites

new
Available from March



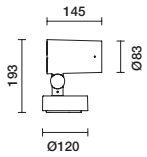

source W	source lm	system W	system lm	optic	code colour
LED					
4000K - CRI 80 - On/off					
9,1W	990	**10,9W**	**743**	**8°**	**EH89** 01-15
9,1W	990	**10,9W**	**733**	**26°**	**EH92** 01-15
9,1W	980	**9,1W**	**686**	**50°**	**EH95** 01-15
9,1W	995	**11,4W**	**795**	**80°**	**EH98** 01-15
3000K - CRI 80 - On/off					
9,1W	910	**10,9W**	**683**	**8°**	**EH88** 01-15
9,1W	910	**10,9W**	**673**	**26°**	**EH91** 01-15
9,1W	900	**10,9W**	**630**	**50°**	**EH94** 01-15
9,1W	863	**11,4W**	**690**	**80°**	**EH97** 01-15
2700K - CRI 80 - On/off					
9,1W	990	**10,9W**	**743**	**8°**	**EH87** 01-15
9,1W	990	**10,9W**	**733**	**26°**	**EH90** 01-15
9,1W	980	**10,9W**	**686**	**50°**	**EH93** 01-15
9,1W	805	**11,4W**	**645**	**80°**	**EH96** 01-15

EH87, EH88, EH89, EH90, EH91, EH92: Opti Beam Lens
EH93, EH94, EH95, EH96, EH97, EH98: Opti Beam Reflector
Class of Insulation II
These codes can be used at a maximum environment temperature of 50°C. If environment temperature exceeds 40°, the emitted luminous flux is automatically reduced.



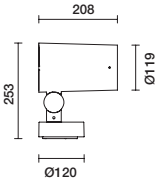

source W	source lm	system W	system lm	optic	code colour
LED					
4000K - CRI 80 - DALI					
9,7W	1050	**12,8W**	**525**	**8°**	**Q723** 01-15
12W	1750	**14,3W**	**1400**	**14°**	**Q726** 01-15
12W	1750	**14,3W**	**1348**	**24°**	**Q729** 01-15
14W	2000	**16,1W**	**1460**	**46°**	**Q732** 01-15
14W	2050	**16,1W**	**1722**	**80°**	**Q735** 01-15
3000K - CRI 80 - DALI					
9,7W	950	**12,8W**	**475**	**8°**	**Q722** 01-15
12W	1700	**14,3W**	**1360**	**14°**	**Q725** 01-15
12W	1700	**14,3W**	**1309**	**24°**	**Q728** 01-15
14W	1950	**16,1W**	**1424**	**46°**	**Q731** 01-15
14W	1950	**16,1W**	**1638**	**80°**	**Q734** 01-15
2700K - CRI 80 - DALI					
9,7W	1050	**12,8W**	**525**	**8°**	**Q721** 01-15
12W	1600	**14,3W**	**1280**	**14°**	**Q724** 01-15
12W	1600	**14,3W**	**1232**	**24°**	**Q727** 01-15
14W	1850	**16,1W**	**1351**	**46°**	**Q730** 01-15
14W	1900	**16,1W**	**1596**	**80°**	**Q733** 01-15

Q721, Q722, Q723, Q724, Q725, Q726, Q727, Q728, Q729: Opti Beam Lens
Q730, Q731, Q732, Q733, Q734, Q735: Opti Beam Reflector
Class of Insulation II
These codes can be used at a maximum environment temperature of 50°C. If environment temperature exceeds 40°, the emitted luminous flux is automatically reduced.



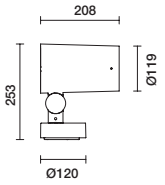

source W	lm	system W	lm	optic	code colour
LED					
4000K - CRI 80 - DALI					
16W	2100	**18,3W**	**1680**	**14°**	**EI01** 01-15
16W	2100	**18,3W**	**1617**	**24°**	**EI04** 01-15
24W	2900	**26,5W**	**2117**	**46°**	**EI07** 01-15
24W	3000	**26,5W**	**2520**	**80°**	**EI10** 01-15
3000K - CRI 80 - DALI					
16W	2050	**18,3W**	**1640**	**14°**	**EI00** 01-15
16W	2050	**18,3W**	**1579**	**24°**	**EI03** 01-15
24W	2850	**26,5W**	**2081**	**46°**	**EI06** 01-15
24W	2950	**26,5W**	**2478**	**80°**	**EI09** 01-15
2700K - CRI 80 - DALI					
16W	1950	**18,3W**	**1560**	**14°**	**EH99** 01-15
16W	1950	**18,3W**	**1502**	**24°**	**EI02** 01-15
24W	2700	**26,5W**	**1971**	**46°**	**EI05** 01-15
24W	2800	**26,5W**	**2352**	**80°**	**EI08** 01-15

EH99, EI00, EI01, EI02, EI03, EI04: Opti Beam Lens
EI05, EI06, EI07, EI08, EI09, EI10: Opti Beam Reflector
Class of Insulation II
These codes can be used at a maximum environment temperature of 35°C



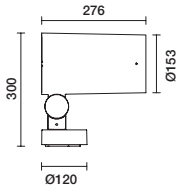

source W	lm	system W	lm	optic	code colour
LED					
4000K - CRI 80 - DALI					
42W	6400	**47,3W**	**4800**	**16°**	**EF50** 01-15
42W	6400	**47,3W**	**4864**	**30°**	**EF52** 01-15
42W	6400	**47,3W**	**4928**	**48°**	**EF54** 01-15
43W	6400	**48,5W**	**5440**	**76°**	**EF56** 01-15
3000K - CRI 80 - DALI					
42W	6250	**47,3W**	**4688**	**16°**	**EF49** 01-15
42W	6250	**47,3W**	**4750**	**30°**	**EF51** 01-15
42W	6250	**47,3W**	**4813**	**48°**	**EF53** 01-15
43W	6250	**48,5W**	**5313**	**76°**	**EF55** 01-15

Opti Beam Reflector
Class of Insulation II
These codes can be used at a maximum environment temperature of 50°C. If environment temperature exceeds 40°, the emitted luminous flux is automatically reduced.

source W	lm	system W	lm	optic	code colour
LED					
4000K - CRI 80 - DALI					
53W	7550	**58,9W**	**5663**	**16°**	**EI76** 01-15
53W	7550	**58,9W**	**5738**	**30°**	**EI78** 01-15
53W	7550	**58,9W**	**5814**	**48°**	**EI80** 01-15
53W	7450	**58,8W**	**6333**	**76°**	**EI82** 01-15
3000K - CRI 80 - DALI					
53W	7350	**58,9W**	**5513**	**16°**	**EI75** 01-15
53W	7350	**58,9W**	**5586**	**30°**	**EI77** 01-15
53W	7350	**58,9W**	**5660**	**48°**	**EI79** 01-15
53W	7250	**58,8W**	**6163**	**76°**	**EI81** 01-15

Opti Beam Reflector
Class of Insulation II
These codes can be used at a maximum environment temperature of 35°C



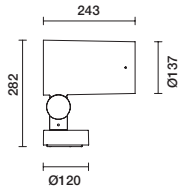

source W	lm	system W	lm	optic	code colour
LED					
4000K - CRI 80 - DALI					
12W	1200	**15,6W**	**648**	**4° / 6°**	**EI66** 01-15
15W	2050	**18,1W**	**1230**	**10°**	**EF38** 01-15
17W	2600	**20,4W**	**2054**	**18°**	**EF40** 01-15
17W	2600	**20,4W**	**2054**	**28°**	**EF42** 01-15
27W	3750	**31,3W**	**2963**	**44°**	**EF44** 01-15
27W	3750	**31,3W**	**3375**	**80°**	**EF46** 01-15
3000K - CRI 80 - DALI					
12W	1050	**15,6W**	**567**	**4° / 6°**	**EI65** 01-15
15W	2000	**18,1W**	**1200**	**10°**	**EF37** 01-15
17W	2550	**20,4W**	**2015**	**18°**	**EF39** 01-15
17W	2550	**20,4W**	**2015**	**28°**	**EF41** 01-15
27W	3650	**31,3W**	**2884**	**44°**	**EF43** 01-15
27W	3650	**31,3W**	**3285**	**80°**	**EF45** 01-15

EI65, EI66, EF37, EF38, EF39, EF40, EF41, EF42: Opti Beam Lens
EF43, EF44, EF45, EF46: Opti Beam Reflector
Class of Insulation II
These codes can be used at a maximum environment temperature of 50°C. If environment temperature exceeds 40°, the emitted luminous flux is automatically reduced.

source W	lm	system W	lm	optic	code colour
LED					
4000K - CRI 80 - DALI					
23W	3200	**25,7W**	**2528**	**18°**	**EI68** 01-15
23W	3200	**25,7W**	**2528**	**28°**	**EI70** 01-15
34W	4350	**38W**	**3437**	**44°**	**EI72** 01-15
34W	4350	**37,9W**	**3915**	**80°**	**EI74** 01-15
3000K - CRI 80 - DALI					
23W	3100	**25,7W**	**2449**	**18°**	**EI67** 01-15
23W	3100	**25,7W**	**2449**	**28°**	**EI69** 01-15
34W	4250	**38W**	**3358**	**44°**	**EI71** 01-15
34W	4200	**37,9W**	**3780**	**80°**	**EI73** 01-15

EI67, EI68, EI69, EI70: Opti Beam Lens
EI71, EI72, EI73, EI74: Opti Beam Reflector
Class of Insulation II
These codes can be used at a maximum environment temperature of 35°C

Palco InOut
ø 83 / ø 119 / ø 137 / ø 153



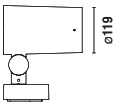

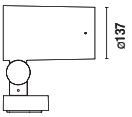

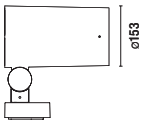



Mounting accessories	code	colour	code	colour	code	colour	code	colour
Spike for ground / garden application	**X272**	00	**X272**	00	**---**	---	**---**	---
multiple support for 2 floodlights	**6014**	15	**6014**	15	**6014**	15	**6014**	15
multiple support for 3 floodlights	**6015**	15	**6015**	15	**6015**	15	**6015**	15

Optical accessories	code	colour	code	colour	code	colour	code	colour
Accessory support frame	**X245**	01-15	**X246**	01-15	**X302**	01-15	**X303**	01-15
Honeycomb louvre								
IP66	**X257**	04	**X258**	04	**X308**	04	**X309**	04
Blade louvre	**X267**	04	**X268**	04	**X314**	04	**X315**	04
diffuser glass								
IP66	**X265**	65	**X266**	65	**X312**	65	**X313**	65
Refractor for elliptical distribution								
IP66	**X261**	24	**X262**	24	**X310**	24	**X311**	24
45° cylindrical screen	**X253**	04	**X254**	04	**X306**	04	**X307**	04
Cylindrical screen	**X249**	04	**X250**	04	**X304**	04	**X305**	04
Frame (Horizontal directional fins)	**---**	---	**X320** for x269	04	**X321** for X316	04	**X322** for X317	04
Single directional fin	**---**	---	**X269**	04	**X316**	04	**X317**	04
Protection grille	**---**	---	**X275**	78	**X318**	78	**X319**	78

Colle dell'Infinito - Recanati, Italy
Lighting Concept: Dante Ferretti
Photo: Studio Buschi


pinterest.com/iguzzini

Palco InOut
Framer

design Artec3 Studio





ø 30



ø 116

Explore and interact with products in 3D.
thelightexperience.iguzzini.com

NEW DALI IP66 IK07

- Floodlight luminaire intended for use with LED light sources.
- Floor, wall and pole mount installation.
- Comprising an optical compartment and base strip in die-cast aluminium and transparent tempered sodium-calcium safety glass.
- Adjustable optical compartment in the horizontal plane (+90°/-50°).
- Graduated scale and mechanical aiming lock.
- Dual A2 stainless steel cable gland complete with output power supply cable.
- Ø116mm product with built-in DALI power supply unit.
- Ø30 mm Insulation class III, Ø116 mm Insulation class II.
- IP66 / IK07
- All external screws used are in A2 stainless steel.

Lighting values - ø 30

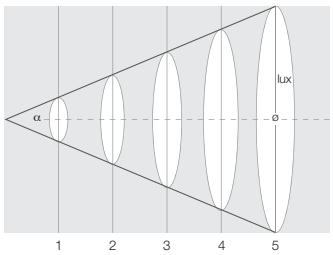

m	ø 2 (α = 9°)		ø 3 (α = 13°)		ø 4 (α = 17°)		ø 5 (α = 22°)	
	ø	lux	ø	lux	ø	lux	ø	lux
1	0,15	270	0,23	263	0,3	213	0,38	182
2	0,3	64	0,46	66	0,6	53	0,76	45
3	0,47	27	0,68	27	0,9	24	1,17	19
4	0,63	15	0,91	15	1,2	14	1,55	11
5	0,78	10	1,14	9	1,5	8	1,94	7

Metal gobo
Available with four different diameters, built into the product to create circular shapes.



Photometric data refer to the Metal gobos (ø 2 / ø 3 / ø 4 / ø 5) supplied with the appliance and a colour temperature of 3000K.

Lighting values and lighting effects - ø 116

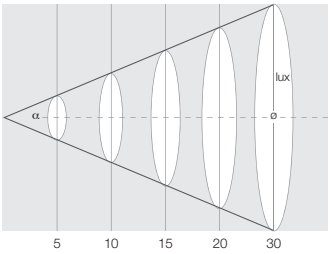

m	ø 30 (α = 20°)		ø 40 (α = 25°)	
	ø	lux	ø	lux
5	1,70	320	2,30	275
10	3,35	80	4,61	64
15	5,02	36	6,65	28
20	6,70	20	9,25	16
30	10,04	9	13,8	7

Metal gobo
Available in two different diameters; integrated with the product to create circular shapes.



Photometric data refer to the Metal gobos (ø 30 and ø 40) supplied with the appliance and a colour temperature of 3000K.
For Ta40 versions, performance is reduced by 13%

Customised Gobo
In steel or dichroic glass. Ideal for projecting wording, logos or custom images on to walls (on request).





Shaper
Integrated into the product to create square or rectangular variable-side geometries.





Iride
This accessory is used to create variable circular light beam measurements (MXQ1).









Palco InOut system
The ø 116 framer
can be installed on walls
and on poles (page 512)

pole with flange



pole with arm



wall support



Palco InOut
Framer



01
WHITE



15
GREY

new
ø 30: Available
ø 116: Available from March

iguzzini.com code finder / download design files / save and organize favorites


new

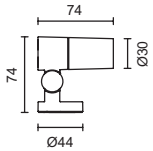

source W	source lm	system W	system lm	code colour
LED				
4000K - CRI 80 - On/off				
3W	290	3,4W	20	**EN22** 01-15
3000K - CRI 80 - On/off				
3W	260	3,4W	18	**EN21** 01-15
2700K - CRI 80 - On/off				
3W	250	3,4W	18	**EN20** 01-15

Class of Insulation III
Power supply to be ordered separately
These codes can be used at a maximum environment temperature of 50°C


new

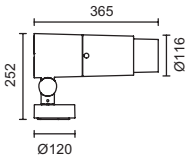

source W	source lm	system W	system lm	code colour
LED				
4000K - CRI 80 - DALI				
30W	4000	34W	1120	**EN25** 01-15
3000K - CRI 80 - DALI				
30W	3900	34W	1090	**EN24** 01-15
2700K - CRI 80 - DALI				
30W	3800	34W	1060	**EN23** 01-15

Class of Insulation II
These codes can be used at a maximum environment temperature of 35°C


new

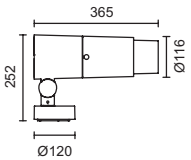

source W	source lm	system W	system lm	code colour
LED				
4000K - CRI 80 - DALI				
30W	3500	34W	980	**EN28** 01-15
3000K - CRI 80 - DALI				
30W	3400	34W	950	**EN27** 01-15
2700K - CRI 80 - DALI				
30W	3300	34W	924	**EN26** 01-15

Class of Insulation II
These codes can be used at a maximum environment temperature of 50°C. If environment temperature exceeds 40°, the emitted luminous flux is automatically reduced.



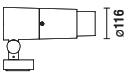

Mounting accessories	code	colour	code	colour
Spike for ground / garden application	**X270**	00	**X272**	00
Spike for ground / garden application with driver	**X323**	04	**---**	---
multiple support for 2 floodlights	**---**	---	**6014**	15
multiple support for 3 floodlights	**---**	---	**6015**	15
Support for adjustable gobos	**---**	---	**X457**	00



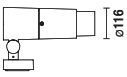

Optical accessories	code	colour	code	colour
Support complete with iris	**---**	---	**MXQ1**	00

Piazza Giacomo Leopardi, Recanati, Italy
Photo: Giuseppe Saluzzi

Technical information may change alongside technological progress. Consult iguzzini.com for ongoing updates.



design Mario Cucinella



⍁ 51
page 633



⍁ 81
page 633



⍁ 132
page 636

Ceiling
page 773-776

⍁ 51



⍁ 81



⍁ 132



⍁ 155



⍁ 192



Wall
page 773-776

⍁ 51



⍁ 81



⍁ 132



⍁ 155



⍁ 192



Lighting effects
page 773



Down light
L



Down light
L



Up / Downlight
L/F
SF/SF
L/L



⧈ 155
page 636



⧈ 192
page 636

Pole-mounted system
The 192 floodlight ⧈ can be installed on poles (Multipro system on page 516) and walls by using a specific accessory.



pole with flange

pole with arm

wall support


pinterest.com/iguzzini

iPro
⍁ 51 / ⍁ 81

design Mario Cucinella





⍁ 51



⍁ 51



⍁ 81

Explore and interact with products in 3D.
thelightexperience.iguzzini.com

LMS IP66 IK07

- Direct light luminaire intended for use with LED light sources.
- Floor, wall, ceiling and garden installation.
- Optical compartment and rear cap in die-cast aluminium; transparent hardened, sodium-calcium safety glass, 4 mm thick, applied with silicon on the optical chamber.
- Front cylinder versions (for pure light beam) in methacrylate painted black mounted with silicone on the optical compartment.
- All products are complete with thermoplastic high reflection lenses or luminous flux recovery units.
- Mini body versions complete with electronic power supply unit; micro body with electronic power supply to be ordered separately except ground/garden versions with in-ground spike (power supply integrated).
- LED versions are available with dynamic RGB colour change compatible with light management systems.
- Graduated scale and mechanical aiming lock.
- Luminaire ready for pass-through wiring.
- All external screws used are in A2 stainless steel.
- IP66 (IP67 optical chamber below ground for spike version).



Compact dimensions

Optics



Turin Porta Nuova Railway Station - Turin, Italy
Lighting project: Citelum
Photo: Paolo Carlini

iPro
⧄ 51 / ⧄ 81



01
WHITE



15
GREY

iguzzini.com code finder / download design files / save and organize favorites





source W	lm	system W	lm	optic	code colour
□ 51					
LED					
4000K - CRI 80					
2,2W	230	**2,2W**	**160**	**8°**	**BJ90** 01-15
2,2W	230	**2,2W**	**103**	**84°**	**BK00** 01-15
4000K - CRI 80					
4,2W	590	**4,2W**	**342**	**18°**	**BJ94** 01-15
4,2W	590	**4,2W**	**304**	**26°**	**BJ98** 01-15
3000K - CRI 80					
2,2W	170	**2,2W**	**118**	**8°**	**BJ91** 01-15
2,2W	170	**2,2W**	**76**	**84°**	**BK01** 01-15
3000K - CRI 80					
4,2W	590	**4,2W**	**342**	**18°**	**BJ95** 01-15
4,2W	590	**4,2W**	**304**	**26°**	**BJ99** 01-15

Power supply to be ordered separately to 500mA.
BJ90 - BJ91 - BK00 - BK01: power supply codes max700 mA (for the a 500mA data refer to the on-line catalogue).

source W	lm	system W	lm	optic	code colour
□ 51					
LED					
4000K - CRI 80					
4,2W	590	**4,2W**	**59**	**L**	**BJ88** 01-15
3000K - CRI 80					
4,2W	590	**4,2W**	**59**	**L**	**BJ89** 01-15

Power supply to be ordered separately to 500mA.



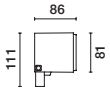

source W	lm	system W	lm	optic	code colour
□ 81					
LED					
4000K - CRI 80					
6,2W	810	**7,7W**	**591**	**10°**	**BK18** 01-15
6,2W	810	**7,7W**	**486**	**34°**	**BK24** 01-15
6,2W	810	**7,7W**	**429**	**84°**	**BK26** 01-15
6,2W	810	**7,7W**	**536**	**ET**	**BK20** 01-15
6,2W	810	**7,7W**	**536**	**EL**	**BK22** 01-15
3000K - CRI 80					
6,2W	810	**7,7W**	**591**	**10°**	**BK19** 01-15
6,2W	810	**7,7W**	**486**	**34°**	**BK25** 01-15
6,2W	810	**7,7W**	**429**	**84°**	**BK27** 01-15
6,2W	810	**7,7W**	**536**	**ET**	**BK21** 01-15
6,2W	810	**7,7W**	**536**	**EL**	**BK23** 01-15

Complete with power supply
Class of Insulation II

□ 81					
LED					
RGB					
4W	180	**4,3W**	**67**	**32°**	**BK28** 01-15

DALI or DMX-RDM driver group to be ordered separately.



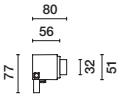

source W	lm	system W	lm	optic	code colour
□ 51					
LED					
4000K - CRI 80					
2,2W	230	**2,2W**	**173**	**8°**	**BJ92** 01-15
4000K - CRI 80					
4,2W	590	**4,2W**	**264**	**16°**	**BJ96** 01-15
3000K - CRI 80					
2,2W	170	**2,2W**	**128**	**8°**	**BJ93** 01-15
3000K - CRI 80					
4,2W	590	**4,2W**	**264**	**16°**	**BJ97** 01-15

Power supply to be ordered separately to 500mA.
BJ92 - BJ93: Power supply codes max700 mA (for the a 500mA data refer to the on-line catalogue).

Class III product performances are assured only when using the electronic power supplies and drivers indicated in the catalogue.

Technical information may change alongside technological progress. Consult iguzzini.com for ongoing updates.

Mounting accessories	code	colour	code	colour
 Spike for ground / garden application	**X270**	00	**X271**	00
 Spike for ground / garden application with driver	**X323**	04	**---**	---

Control gear	code	colour	code	colour
 IP68 box for multiple connections				
dim. 135x82x70h	**B915**	04	**B915**	04
 Junction box with rapid connectors				
Suitable for 2x4 mm2 cables	**BZK7**	15	**BZK7**	15
 IP67 box for power supply				
dim. 140x230x95h (6PG)	**9582**	00 for BZM4-X214-X217-X434-X435	**---**	---
dim. 280x190x130h (10PG)	**---**	---	**BZ33**	00 for BZM4-X214-X217-X434-X435
 IP68 connector 5-pole	**BZS6**	04	**BZS6**	04
 2-way connector with 2 pole terminal	**BZH0**	00	**BZH0**	00
 2-way junction connector - IP68	**X188**	00	**X188**	00
 4-way junction connector - IP68	**X189**	00	**X189**	00
 Sealed connector kit IP68	**9581**	04	**---**	---

Power supply	code	colour	code	colour
 Constant current power supply - IGBT + TRIAC IP20 24W				
VIN = 220÷240VAC 50/60Hz Iout=150÷500mA dimensions: 166x33,5x34	**X434**	00	**---**	---
 Constant current power supply unit DALI with outgoing cables IP68 60W				
VIN =110-240VAC 50/60Hz Iout = 1050mA dim. 180x90x68	**X433**	00	**---**	---
 Non-dimmable constant current power supply IP20 42W				
VIN = 220÷240VAC 50/60Hz Iout=300÷1050mA dimensions: 97x42,5x30	**X435**	00	**---**	---
 Constant current power supply DALI IP20 50W				
VIN = 220-240VAC 50/60Hz Iout = 350/700/1050mA dimensions: 125x80x22	**BZM4**	00	**BZM4**	00
 Constant current power supply unit DALI with outgoing cables IP68 35W				
VIN =110-240VAC 50/60Hz Iout = 500mA dim. 180x90x68	**X216**	00	**X216**	00
 Constant current power supply unit DALI/Step-Dim/ Middle of the night profile IP20 40W				
VIN = 120-277VAC 50/60Hz Iout =500mA dimensions: 123x79x33	**X214**	00	**X214**	00
 Dimmable electronic power supply unit DALI/Step-Dim/ Middle of the night profile IP20 60W				
VIN = 220-240VAC 50/60Hz Iout =500mA dimensions: 133x76x39	**X217**	00	**X217**	00
 Driver group - Class II 220-240Vac				
With DALI 350mA control interface and electronic power supply 30W 28Vdc. Uses 3 DALI addresses	**---**	---	**9856**	00 for connecting max 2 devices BK28
 DMX512-RDM Driver Group for Multichip RGB LEDs				
With DMX-RDM control interface and electronic power supply 30W 28Vdc	**---**	---	**X001**	00 for connecting max 2 devices BK28

iPro
⌀ 132 / ⌀ 155 / ⌀ 192

design Mario Cucinella





⌀ 132



⌀ 155



⌀ 192

Explore and interact with products in 3D.
thelightexperience.iguzzini.com

Opti Beam | LMS | K K | IP66 | IK07

- Direct light luminaire intended for use with metal halide, sodium vapour and halogen light sources.
- Wall, ceiling and floor installation using a bracket.
- Optical compartment and front frame in die-cast material; 5 mm thick transparent tempered sodium-calcium safety glass, secured to the frame with silicone.
- Bracket in extruded aluminium with screen-printed graduated scale to facilitate aiming operations.
- Internal gaskets water-sealed with silicone.
- Circular and asymmetrical longitudinal reflectors in 99.93% super-pure, anodised and polished aluminium.
- Crossways asymmetrical reflector in 99.85% super-pure anodised aluminium.
- High level of light output.
- LED C.o.B. versions with Opti Beam reflector with high lighting efficiency.
- Monochrome LED versions with 9/16/25 LED circuit, optics with plastic lens, customised screen-printed glass and built-in 100-265Vac 50/60Hz electronic power supply unit.
- RGB and Tunable white LED versions complete with power supply unit and DMX512-RDM control board.
- Graduated scale and mechanical aiming lock.
- Luminaire ready for pass-through wiring.
- Class II luminaire pre-set for class I
- All external screws used are in A2 stainless steel.

Optics



SS α 8°

S α 10° 12°-14°

M α 16°-20°

F α 30° 32°-34° 38°-40°

WF α 48°- 52°

E*

* Elliptical optics are obtained by installing the specific accessory.

The accessories allow for changing the features of the light produced by each luminaire to obtain highly professional lighting effects.

The combination of filters allows the chromatic characteristics of the source to be modified in order to enhance illuminated objects or settings.

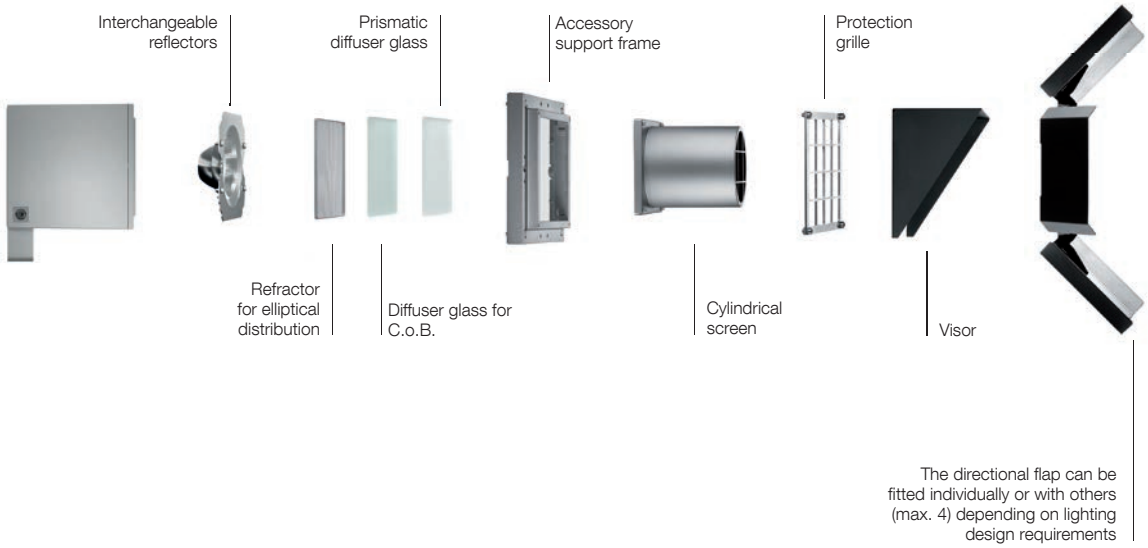

iPro System
This range of floodlights can be installed on poles (page 516) and walls/ceilings (page 774)



iPro
⍁ 132 / ⍁ 155 / ⍁ 192


01
WHITE


15
GREY

Visual Comfort
The iPro system boasts a vast range of accessories guaranteeing extremely flexible, effective lighting, providing the best solution for visual comfort, avoiding unwanted glare and reducing light pollution.


Visor


Directional flaps

Cut-off angle
Comparison between cut-off angles LED Multi Chip and LED C.o.B. versions

		Cut Off	Body	α
LED Multi Chip		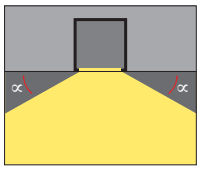	132	30°
			155	30°
			192	30°
LED C.o.B.		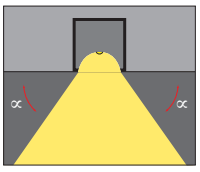	132	50°
			155	55°
			192	56°

iguzzini.com code finder / download design files / save and organize favorites



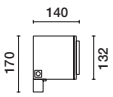

source W	lm	system W	lm	optic	code colour
□ 132 - C.o.B.					
LED					
4000K - CRI 80					
12W	1900	**13,6W**	**1216**	**20°**	**BX02** 01-15
12W	1900	**13,6W**	**1387**	**40°**	**BX04** 01-15
12W	1900	**13,6W**	**1386**	**52°**	**BX06** 01-15
3000K - CRI 80					
12W	1850	**13,6W**	**1184**	**20°**	**BX03** 01-15
12W	1850	**13,6W**	**1350**	**40°**	**BX05** 01-15
12W	1850	**13,6W**	**1350**	**52°**	**BX07** 01-15

Complete with power supply.
iPro ⍁ 132 floodlights can be wall-mounted using the special base BZI8.



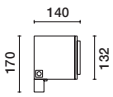

source W	lm	system W	lm	optic	code colour
□ 132 - Multi Chip					
LED					
4000K - CRI 80					
16W	2100	**17,8W**	**1575**	**10°**	**BD34** 01-15
16W	2100	**17,8W**	**1386**	**34°**	**BD36** 01-15
3000K - CRI 80					
16W	2100	**17,8W**	**1575**	**10°**	**BD35** 01-15
16W	2100	**17,8W**	**1386**	**34°**	**BD37** 01-15

Complete with power supply.
iPro ⍁ 132 floodlights can be wall-mounted using the special base BZI8.


01
WHITE


15
GREY

iguzzini.com code finder / download design files / save and organize favorites

new
Available



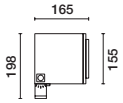

source | system

W	lm	W	lm	optic	code colour
□ 155 - C.o.B.					
LED					
4000K - CRI 80 - 1-10V					
17W	2500	**19,7W**	**1475**	**12°**	**BX08** 01-15
16W	2700	**19,1W**	**1779**	**38°**	**BX10** 01-15
16W	2700	**19,1W**	**1915**	**48°**	**BX12** 01-15
3000K - CRI 80 - 1-10V					
17W	2450	**19,7W**	**1446**	**12°**	**BX09** 01-15
16W	2600	**19,1W**	**1713**	**38°**	**BX11** 01-15
16W	2600	**19,1W**	**1844**	**48°**	**BX13** 01-15

Complete with power supply.
iPro 155 floodlights can be wall-mounted using the special base BZI9.



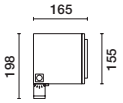

source | system

W	lm	W	lm	optic	code colour
□ 155 - Multi Chip					
LED					
4000K - CRI 80					
23W	3150	**25,1W**	**2489**	**8°**	**BD46** 01-15
23W	3150	**25,1W**	**2142**	**32°**	**BD48** 01-15
3000K - CRI 80					
23W	3150	**25,1W**	**2489**	**8°**	**BD47** 01-15
23W	3150	**25,1W**	**2142**	**32°**	**BD49** 01-15

Complete with power supply
iPro 155 floodlights can be wall-mounted using the special base BZI9.



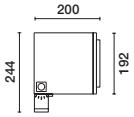

source | system

W	lm	W	lm	optic	code colour
□ 192 - C.o.B.					
LED					
4000K - CRI 80 - DALI / Push Dim					
35W	5500	**41,6W**	**4400**	**16°**	**BX20** 01-15
35W	5500	**41,6W**	**4390**	**32°**	**BX22** 01-15
35W	5500	**41,6W**	**4395**	**48°**	**BX24** 01-15
3000K - CRI 80 - DALI / Push Dim					
35W	5400	**41,6W**	**4320**	**16°**	**BX21** 01-15
35W	5400	**41,6W**	**4310**	**32°**	**BX23** 01-15
35W	5400	**41,6W**	**4315**	**48°**	**BX25** 01-15
4000K - CRI 80 - 1-10V					
24W	3900	**27,2W**	**3120**	**16°**	**BX14** 01-15
24W	3900	**27,2W**	**3113**	**32°**	**BX16** 01-15
24W	3900	**27,2W**	**3117**	**48°**	**BX18** 01-15
3000K - CRI 80 - 1-10V					
24W	3800	**27,2W**	**3040**	**16°**	**BX15** 01-15
24W	3800	**27,2W**	**3034**	**32°**	**BX17** 01-15
24W	3800	**27,2W**	**3037**	**48°**	**BX19** 01-15

Complete with power supply. DALI versions occupy 1 address.
iPro 192 floodlights can be wall-mounted using the special base BZM5.



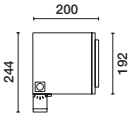

source | system

W	lm	W	lm	optic	code colour
□ 192 - Multi Chip					
LED					
4000K - CRI 80					
28W	4000	**31,1W**	**3160**	**8°**	**BG35** 01-15
28W	4000	**31,1W**	**2836**	**34°**	**BG37** 01-15
3000K - CRI 80					
28W	4000	**31,1W**	**3160**	**8°**	**BG36** 01-15
28W	4000	**31,1W**	**2836**	**34°**	**BG38** 01-15

Complete with power supply
iPro 192 floodlights can be wall-mounted using the special base BZM5.

□ 192 - Multi Chip					
LED					
RGB - DMX-RDM					
24W	1350	**30W**	**983**	**14°**	**BV60** 01-15
24W	1350	**30W**	**957**	**32°**	**BV61** 01-15
Tunable white - CRI 80 - DMX-RDM					
28W	3950	**33,8W**	**2717**	**10°**	**BV62** 01-15
28W	3950	**33,8W**	**2720**	**32°**	**BV63** 01-15

Complete with power supply and electronic DMX512-RDM control card.
DMX specifications require the insertion of a 120 Ohm terminating resistor (code BZQ7) to be placed between the DATA+ and DATA- cables of the last product in the line.
iPro floodlights 192 can be wall-mounted using the special base BZM5.
Tunable white: 2700K÷6000K

new



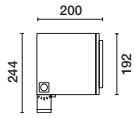

source | system

W	lm	W	lm	optic	code colour
□ 192 - Multi Chip					
LED					
RGBW - DMX-RDM					
28W	2000	**31W**	**1050**	**10°**	**JNN1** 01-15
28W	2000	**31W**	**1050**	**30°**	**JNN2** 01-15

Complete with power supply and electronic DMX512-RDM control card.
DMX specifications require the insertion of a 120 Ohm terminating resistor (code BZQ7) to be placed between the DATA+ and DATA- cables of the last product in the line.
iPro floodlights 192 can be wall-mounted using the special base BZM5.

Compatible with light management systems
in the iGuzzini range illustrated on page 797
For system definition, refer to the instruction sheet.

iPro
⍁ 132 / ⍁ 155 / ⍁ 192







Optical accessories	code	colour	code	colour	code	colour
Accessory support frame						
To be used for the installation of accessories	**BZ49**	01-15	**BZ63**	01-15	**BZ77**	01-15
Interchangeable reflectors for LED C.o.B.						
medium	**X099**	12	**---**	---	**X105**	12
flood	**X100**	12	**X103**	12 except BX08-BX09	**X106**	12
wide flood	**X101**	12	**X104**	12 except BX08-BX09	**X107**	12
diffuser glass	**BZ51**	65 For C.o.B. versions	**BZ65**	65 For C.o.B. versions	**BZ79**	65 For C.o.B. versions
Refractor for elliptical distribution	**BZ52**	24	**BZ66**	24	**1154**	24
Refractor for elliptical distribution	**BZ53**	24	**BZ67**	24	**BZ80**	24
Cylindrical screen*	**BZ57**	47-74 For BX02-BX03	**BZ72**	47-74 For BX08-BX09	**BZ86**	47-74 For BX14-BX15-BX20-BX21
Visor	**BZ59**	04	**BZ74**	04	**BZ88**	04
Single directional fin	**BZ58**	04	**BZ73**	04	**BZ87**	04
Protection grille*	**BZ56**	13	**BZ71**	13	**BZ85**	13

Can be installed using the accessory support frame

Control gear	code	colour	code	colour	code	colour
Y cinnector with 5 poles IP68						
For the connection of the DMX or DALI signal cable and power supply cable	**---**	---	**---**	---	**BZN7**	00
End cap for connectors + 120 ohm thermal resistance	**---**	---	**---**	---	**BZQ7**	00
Junction box						
Suitable for poles with ø≥120mm	**---**	---	**---**	---	**1880**	00







Mounting accessories	code	colour	code	colour	code	colour
 Applique clip	**BZI8**	01-15	**BZI9**	01-15	**BZM5**	01-15
 Belt for application on branches D=40÷120 mm	**BZ61**	00	**---**	---	**---**	---
 Spike for ground / garden application	**BZ60**	00	**---**	---	**---**	---
 L-shaped bracket For installation on large frames	**BZ62**	15	**BZ76**	15	**BZ91**	15
 multiple support for 2 floodlights	**---**	---	**---**	---	**6014**	15
 multiple support for 3 floodlights	**---**	---	**---**	---	**6015**	15





His Majesty's Theatre - Perth, Australia
Heritage Consultant: Phil Griffiths
Lighting project:
Klaasen Lighting Design – Martin Klaasen / Stan White
Photo: Ron Tan

Woody

design Mario Cucinella



MiniWoody
ø 85
page 644



Woody
ø 140
page 644

Woody Multi Chip installation systems



Support for attaching
to pole



Application strip
on 90° edge



Application strip
at 90° angle



MaxiWoody
ø 260
page 648



MaxiWoody
ø 315
page 648



MaxiWoody
ø 380
page 648

Maxiwoody pole system
MaxiWoody floodlights can be installed on poles (MultiWoody system on page 520) and walls using the specific accessory.



Pole with arm



wall support

MiniWoody - Woody





Explore and interact with products in 3D.
thelightexperience.iguzzini.com

Opti Beam | LMS | IP66 | IK07 | IK08

- Floodlight intended for use with halogen, discharge, monochrome LEDs and RGB light sources.
- Installation on the ground, applique (with fisher), on poles and branches.
- Comprises optical compartment and base strip.
- Optical compartment, small arm, base strip and frame in aluminium alloy; sodium-calcium tempered sealing glass, transparent & colourless, 4 mm-thick, and secured with captive screws; silicone gaskets between the glass and outer frame; reflector made of ultra-pure sheet aluminium.
- Apertures on the frame for rainwater run-off.
- Dual optical compartment adjustment.
- Monochromatic Single Chip and C.o.B. and Single Chip LED versions are available with dynamic RGB colour change compatible with light management systems.
- Luminaire ready for Woody multi-chip pass-through wiring
- All screws used are in A2 stainless steel.



	SS	S	M	F	E*
MiniWoody optics	α 8°		α 26°	α 40°	
Woody optics	α 8°	α 10°		α 28° 36°-40°	

* Elliptical optics are obtained by installing the specific accessory.

The accessories allow the features of the lighting produced by the single luminaire to be altered, for highly professional lighting effects.
The combination of filters allows the chromatic characteristics of the source to be modified in order to enhance illuminated objects or settings.

MiniWoody

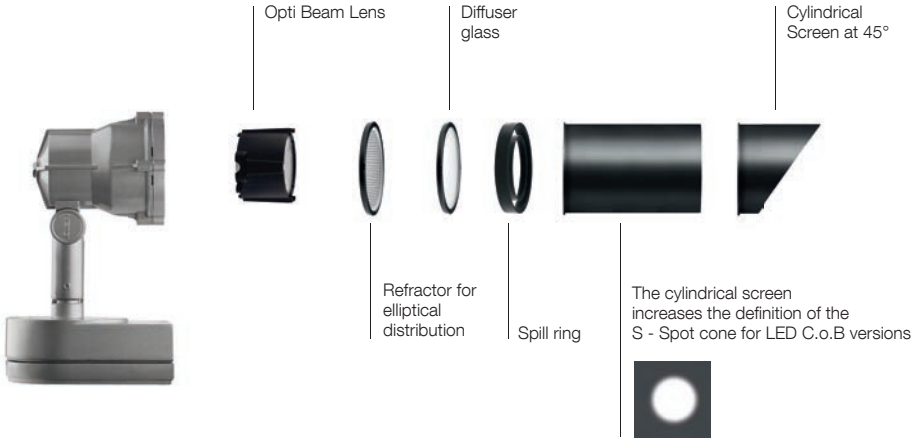

Woody



Installations
Miniwoody and Woody have a wide variety of installation systems, making them highly flexible.


Plate with spike for installation on ground


Belt for application on branches


Support for mounting on pole (Woody Multi Chip)


Application strip on 90° edge (Woody Multi Chip)


Application strip at 90° angle (Woody Multi Chip)

MiniWoody



04
BLACK



15
GREY

iguzzini.com code finder / download design files / save and organize favorites



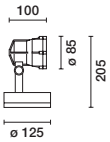

source W	lm	system W	lm	optic	code colour
Opti Beam lens					
LED					
4000K - CRI 80					
8W	880	10,7W	678	8°	**E196** 04-15
8W	880	10,7W	634	26°	**E198** 04-15
8W	880	10,7W	571	40°	**E200** 04-15
3000K - CRI 80					
8W	810	10,7W	624	8°	**E197** 04-15
8W	810	10,7W	583	26°	**E199** 04-15
8W	810	10,7W	526	40°	**E201** 04-15

Complete with power supply.

Optical accessories	code	colour
Interchangeable Opti Beam Lens		
super spot	**X218**	24
flood	**X219**	24
wide flood	**X220**	24
External spill ring	**BZD3**	04 For E196-E197
Diffuser glass	**BZD5**	65
Refractor for elliptical distribution	**6177**	24
Refractor for elliptical distribution	**1181**	24
45° cylindrical	**1182**	04-15
Cylindrical screen	**6178**	04 For E196-E197

Mounting accessories	code	colour
Belt for application on branches D=40÷120 mm	**1183**	00
Stainless steel plate with spike for ground / garden installation	**B988**	00 For E196-E197-E198-E199-E200-E201
Stainless steel belt with tie-rods for securing to ground	**1184**	00

Control gear	code	colour
IP68 box for multiple connections		
dim. 135x82x70h	**B915**	04
Junction box with rapid connectors		
Suitable for 2x4 mm2 cables	**BZK7**	15

Woody



04
BLACK



15
GREY

iguzzini.com code finder / download design files / save and organize favorites



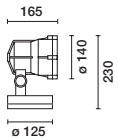

source W	source lm	system W	system lm	optic	code colour
C.o.B.					
LED					
4000K - CRI 80					
17W	2500	**18,7W**	**1875**	**10°**	**BU82** 04-15
17W	2500	**18,7W**	**1872**	**28°**	**BU84** 04-15
17W	2500	**18,7W**	**1873**	**40°**	**BU86** 04-15
3000K - CRI 80					
17W	2450	**18,7W**	**1838**	**10°**	**BU83** 04-15
17W	2450	**18,7W**	**1835**	**28°**	**BU85** 04-15
17W	2450	**18,7W**	**1836**	**40°**	**BU87** 04-15

Complete with power supply.



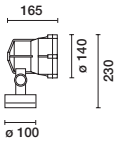

source W	source lm	system W	system lm	optic	code colour
Multi Chip					
LED					
4000K - CRI 80					
12W	1190	**15,5W**	**974**	**8°**	**BA40** 04-15
12W	1190	**15,5W**	**869**	**36°**	**BA42** 04-15
3000K - CRI 80					
12W	1080	**15,5W**	**884**	**8°**	**BA41** 04-15
12W	1080	**15,5W**	**788**	**36°**	**BA43** 04-15

Complete with power supply.

RGB - Multi Chip - DMX512-RDM (48-52Vdc)

LED					
RGB - DMX					
11W	630	**19W**	**479**	**12°**	**BV68** 04-15
11W	630	**19W**	**473**	**32°**	**BV69** 04-15

Complete with electronic control card.
Power supply to be ordered separately.

The DMX protocol is compatible with light management systems in the iGuzzini range illustrated on page 797
For system definition, refer to the instruction sheet.

Optical accessories

	code	colour
Interchangeable reflectors for LED C.o.B.		
spot	**6183**	12
flood	**6184**	12
wide flood	**6185**	12
Diffuser glass	**BZF7**	65
Refractor for elliptical distribution	**6181**	24
Refractor for elliptical distribution	**1185**	24
45° cylindrical	**1186**	04-15
Cylindrical screen	**BZF6**	04 For BA40-BA41-BV68
we recommend using it in conjunction with the diffusing prismatic glass code 6181	**6182**	04 For BU82-BU83

Mounting accessories

	code	colour
Application strip at 90° angle	**1189**	04-15
Application strip on 90° edge	**1188**	04-15

Mounting accessories

	code	colour
Belt for application on branches D=40÷120 mm	**1187**	00 For BA40-BA41-BA42-BA43-BV68-BV69
	1183	00 For BU82-BU83-BU84-BU85-BU86-BU87
Stainless steel plate with spike for garden installation	**B989**	00 For BA40-BA41-BA42-BA43-BV68-BV69
Stainless steel plate with spike for ground / garden installation	**B988**	00 For BU82-BU83-BU84-BU85-BU86-BU87
Stainless steel belt with tie-rods for securing to ground	**1184**	00 For BU82-BU83-BU84-BU85-BU86-BU87
Steel flange for pole installation		
from ø 40 to 60	**1190**	04-15 For BA40-BA41-BA42-BA43-BV68-BV69

Control gear

	code	colour
IP68 box for multiple connections		
dim. 135x82x70h	**B915**	04 For BU82-BU83-BU84-BU85-BU86-BU87
IP68 connector 5-pole	**BZS6**	04

Control gear

	code	colour
Y cinnector with 5 poles IP68		
For the connection of the DMX or DALI signal cable and power supply cable	**BZN7**	00
End cap for connectors + 120 ohm thermal resistance	**BZQ7**	00 For BV68-BV69

Power supply

	code	colour
Constant current power supply unit non dimmable track DIN 120W		
VIN = 220-240VAC 50/60Hz Vout = 48V-55V IMAX = 2,5A dimensions: 40x114x125	**BZ14**	00 For BV68-BV69
Constant current power supply unit non dimmable track DIN 240W		
VIN = 220-240VAC 50/60Hz Vout = 48V-55V IMAX = 5A dimensions: 63x114x125	**BZ15**	00 For BV68-BV69
Constant current power supply unit non dimmable track DIN 480W		
VIN = 220-240VAC 50/60Hz Vout = 48V-55V IMAX = 10A dimensions: 85x128x125	**BZ16**	00 For BV68-BV69

MaxiWoody

Awards
IF Design Award

design Mario Cucinella





ø 260



ø 315



ø 380

Explore and interact with products in 3D.
thelightexperience.iguzzini.com

Opti Beam | LMS | K K | DALI | IP67 | IK08

- Direct light luminaire intended for use with metal halide, sodium vapour and LED light sources.
- Installation on the ground or on walls (with fisher).
- Comprises optical compartment and bracket.
- Optical compartment and frame in aluminium alloy; clear, colourless sodium-calcium tempered sealing glass, 4 mm thick; super-pure aluminium reflector.
- Dual optical compartment adjustment.
- Graduated scale and mechanical aiming lock.
- Optics (Opti Smart) ensure high performance and uniform light distribution.
- LED C.o.B. versions with Opti Beam reflector with high lighting efficiency.
- Monochrome LED version with 24/36 LED circuit, optics with plastic lens, customised screen-printed glass and built-in 100-265Vac 50/60Hz electronic power supply unit.
- RGB and Tunable white LED versions complete with power supply unit and DMX512-RDM control board.
- Luminaire ready for pass-through wiring.
- All screws used are in A2 stainless steel.



Retention cable



Slots allowing rainwater to run off

Optics



S α10°-12°

F α 30°-32°

WF α 44° 46°-50°

E*

* Elliptical optics are obtained by installing the specific accessory.

The accessories allow the features of the lighting produced by the single luminaire to be altered, for highly professional lighting effects.
The combination of filters allows the chromatic characteristics of the source to be modified in order to enhance illuminated objects or settings.

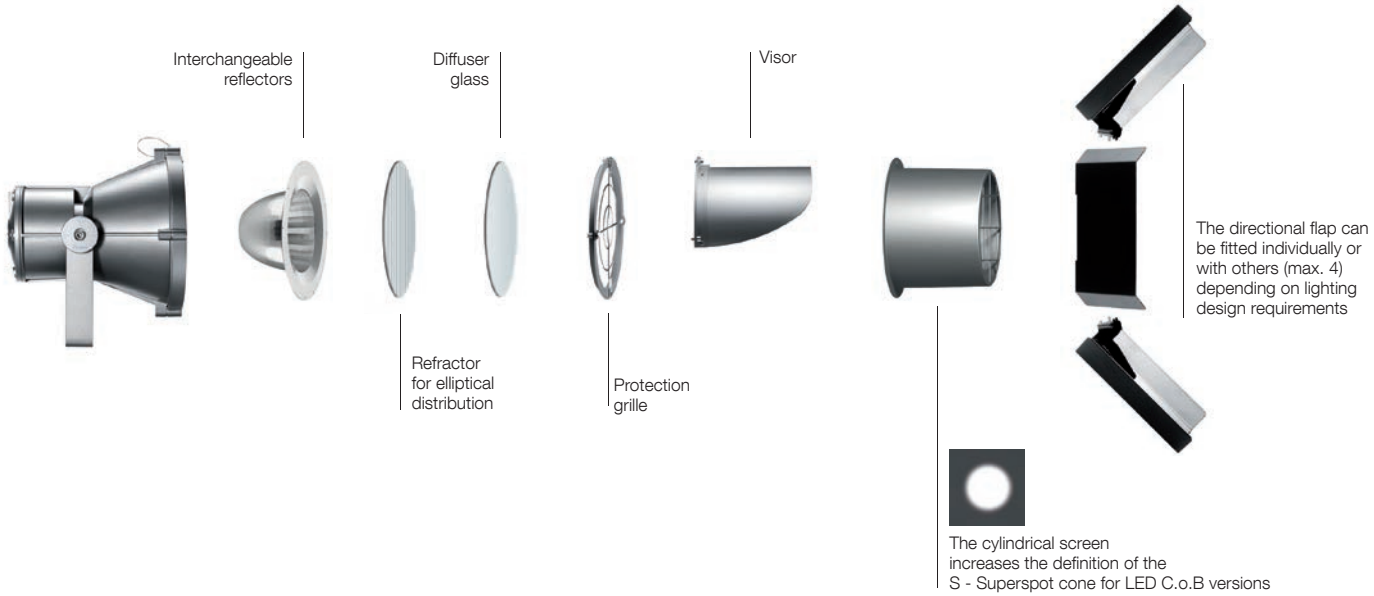

MaxiWoody system
This range of floodlights can be installed on MultiWoody (page 520).



Pole with arm



wall support

MaxiWoody



15
GREY

iguzzini.com code finder / download design files / save and organize favorites



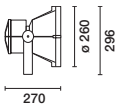

source		system			
W	lm	W	lm	optic	code colour
ø260 - C.o.B. - Spot					
LED					
4000K - CRI 80 - DALI / Push Dim					
35W	5400	**39,6W**	**3776**	**10°**	**BU94** 15
3000K - CRI 80 - DALI / Push Dim					
35W	5300	**39,6W**	**3706**	**10°**	**BU95** 15
4000K - CRI 80 - 1-10V					
24W	3800	**28,4W**	**2657**	**10°**	**BU88** 15
3000K - CRI 80 - 1-10V					
24W	3700	**28,4W**	**2587**	**10°**	**BU89** 15

Complete with power supply and electronic DALI control card. DALI versions occupy 1 address.



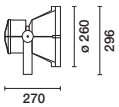

source		system			
W	lm	W	lm	optic	code colour
ø260 - C.o.B.					
LED					
4000K - CRI 80 - DALI / Push Dim					
35W	5400	**39,6W**	**4206**	**30°**	**BU96** 15
35W	5400	**39,6W**	**4209**	**50°**	**BU98** 15
3000K - CRI 80 - DALI / Push Dim					
35W	5300	**39,6W**	**4128**	**30°**	**BU97** 15
35W	5300	**39,6W**	**4131**	**50°**	**BU99** 15
4000K - CRI 80 - 1-10V					
24W	3800	**28,4W**	**2959**	**32°**	**BU90** 15
24W	3800	**28,4W**	**2962**	**50°**	**BU92** 15
3000K - CRI 80 - 1-10V					
24W	3700	**28,4W**	**2882**	**32°**	**BU91** 15
24W	3700	**28,4W**	**2884**	**50°**	**BU93** 15

Complete with power supply and electronic DALI control card. DALI versions occupy 1 address.



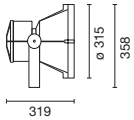

source		system			
W	lm	W	lm	optic	code colour
ø315 - C.o.B. - Spot					
LED					
4000K - CRI 80 - DALI					
52W	8600	**58W**	**6278**	**12°**	**BV00** 15
3000K - CRI 80 - DALI					
52W	8400	**58W**	**6132**	**12°**	**BV01** 15
4000K - CRI 80 - On/off - Class II					
84W	12800	**91,9W**	**9728**	**12°**	**E981** 15
3000K - CRI 80 - On/off - Class II					
84W	12400	**91,9W**	**9424**	**12°**	**E982** 15

Complete with power supply and electronic DALI control card.
DALI versions occupy 1 address.



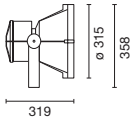

source		system			
W	lm	W	lm	optic	code colour
ø315 - C.o.B.					
LED					
4000K - CRI 80 - DALI					
52W	8600	**58W**	**6880**	**30°**	**BV02** 15
52W	8600	**58W**	**6880**	**46°**	**BV04** 15
3000K - CRI 80 - DALI					
52W	8400	**58W**	**6720**	**30°**	**BV03** 15
52W	8400	**58W**	**6720**	**46°**	**BV05** 15
4000K - CRI 80 - On/off - Class II					
84W	12800	**91,9W**	**10624**	**30°**	**E983** 15
84W	12800	**91,9W**	**10739**	**44°**	**E985** 15
3000K - CRI 80 - On/off - Class II					
84W	12400	**91,9W**	**10292**	**30°**	**E984** 15
84W	12400	**91,9W**	**10404**	**44°**	**E986** 15

Complete with power supply and electronic DALI control card.
DALI versions occupy 1 address.



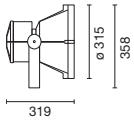

source		system			
W	lm	W	lm	optic	code colour
ø315 - Multi Chip					
LED					
4000K - CRI 80					
36W	4400	**41.3W**	**3564**	**12°**	**BB28** 15
3000K - CRI 80					
36W	4400	**41.3W**	**3564**	**12°**	**BB29** 15
RGB - DMX-RDM					
34W	1950	**41W**	**1482**	**12°**	**BV52** 15
34W	1950	**41W**	**1577**	**32°**	**BV53** 15
Tunable white - DMX-RDM					
36W	3250	**44W**	**2243**	**14°**	**BV54** 15
36W	3250	**44W**	**2337**	**32°**	**BV55** 15

Complete with power supply and electronic DMX512-RDM control card. DMX specifications require the insertion of a 120 Ohm terminating resistor (code BZQ7) to be placed between the DATA+ and DATA- cables of the last product in the line.
Tunable white: 2700K÷6000K



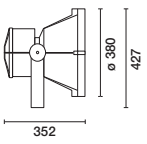

source		system			
W	lm	W	lm	optic	code colour
ø380 Opti Smart					
LED					
4000K - CRI 70 - DALI					
36W	3550	**36W**	**3550**	**ST1**	**EH35** 15
56W	6000	**56W**	**6000**	**ST1**	**EH37** 15
56W	6080	**56W**	**6080**	**ST1.2**	**EH39** 15
3000K - CRI 70 - DALI					
36W	3430	**36W**	**3430**	**ST1**	**EH36** 15
56W	5810	**56W**	**5810**	**ST1**	**EH38** 15
56W	5880	**56W**	**5880**	**ST1.2**	**EH40** 15

Compatible with light management systems
in the iGuzzini range illustrated on page 797
For system definition, refer to the instruction sheet.

Technical information may change alongside technological progress. Consult iguzzini.com for ongoing updates.





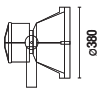

Optical accessories	code	colour	code	colour	code	colour
Interchangeable reflectors for LED C.o.B.						
spot	**6187**	12 For LED C.o.B. versions	**6192**	12	**---**	---
medium	**---**	---	**6193**	12	**---**	---
flood	**6188**	12 For LED C.o.B. versions	**---**	---	**---**	---
wide flood	**6189**	12 For LED C.o.B. versions	**6194**	12	**---**	---
diffuser glass	**BZD6**	65 For LED C.o.B. versions	**1158**	65 For LED C.o.B. versions	**---**	---
Prismatic diffuser glass	**6186**	24 For LED C.o.B. versions	**6190**	24 For LED C.o.B. versions	**---**	---
Refractor for elliptical distribution	**BZD8**	24 For LED C.o.B. versions	**1195**	24 For LED C.o.B. versions	**---**	---
Cylindrical screen	**BZE7**	74 For BU88-BU89-BU94-BU95	**6191**	74 For BV00-BV01-BV02-BV04-BV05-E981-E982	**---**	---
Visor	**BZE9**	15	**5940**	15	**---**	---
Single directional fin	**BZE8**	04	**5937**	04	**---**	---
Protection grille	**BZE6**	78	**5943**	78	**---**	---

Mounting accessories	code	colour	code	colour	code	colour
Accessory retainer cable	**BZF1**	00	**5949**	00	**---**	---
Plate for ground anchorage	**5951**	15	**5951**	15	**---**	---
multiple support for 2 floodlights	**6014**	15	**6014**	15	**---**	---
multiple support for 3 floodlights	**6015**	15	**6015**	15	**---**	---



Control gear	code	colour	code	colour	code	colour
Y cinnector with 5 poles IP68						
For the connection of the DMX or DALI signal cable and power supply cable	**---**	---	**BZN7**	00	**---**	---
End cap for connectors + 120 ohm thermal resistance	**---**	---	**BZQ7**	00 For BV52-BV53-BV54-BV55	**---**	---

Platea Pro

design Jean Michel Wilmotte





214x296



276x406

Explore and interact with products in 3D.
thelightexperience.iguzzini.com

Opti Beam | K K | Direct DIM LED | DALI | IP66 | IK08

- Direct light luminaire intended for use with LED light sources.
- Installation on the ground and on walls (with fisher).
- Comprises optical compartment and base strip.
- Optical compartment and frame in aluminium alloy; transparent colourless sodium-calcium tempered sealing glass, 5 mm thickness.
- Dual optical compartment adjustment.
- Graduated scale with mechanical aiming lock (excluding Class I versions).
- Monochrome warm and neutral LED, optics with optical polymer lenses.
- DALI electronic power supply unit.
- RGBW and Tunable white LED versions complete with power supply unit and DMX512-RDM control board.
- Device pre-set for pass-through wiring (excluding Class I versions).
- Insulation class II versions and insulation class I versions.
- All screws used are in A2 stainless steel.

Asymmetrical optical version

- Product adjustability in the vertical plane of + 15 ° / -5 °.
- The BD20 accessory for wall application does not allow double adjustability.
- Installation of external accessories only (protection grid, visor and directional fins).

Primary optics



SS α 4° | **S** α 12° | **F** α 28° | **WF** α 46° | **WW** | **E** | **A45**

The accessories allow the lighting features produced by the single luminaire to be modified for highly professional lighting effects.

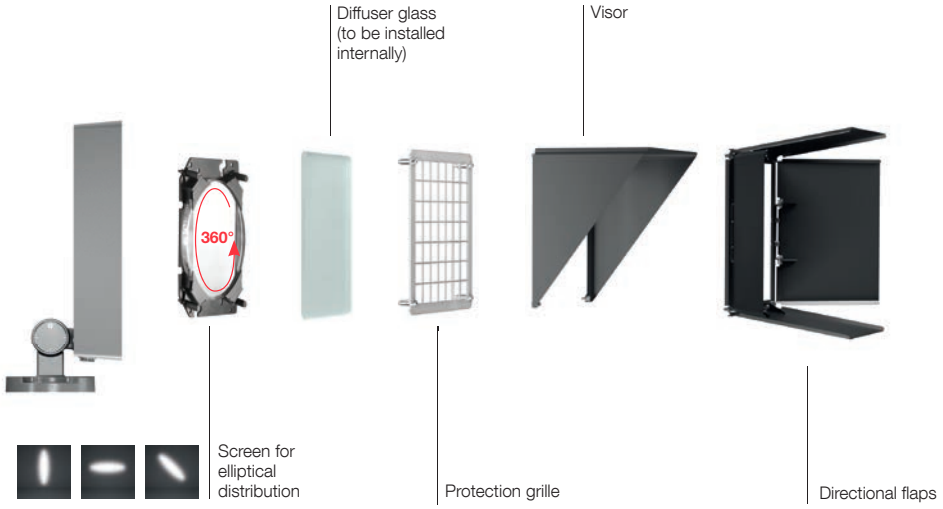

Smart ball-joint
The joint's mechanical system has two installation positions: with the joint aligned to the optical assembly (1) and with the joint behind the optical assembly (2) to compact or expand the spatial extension.



The MultiPro is presented on page 524



The Platea Pro System is presented on page 467



Platea Pro



15
GREY

iguzzini.com code finder / download design files / save and organize favorites



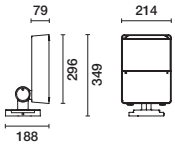

source W	lm	system W	lm	optic	code colour
LED					
4000K - CRI 80 - DALI					
31W	3510	**35W**	2738	4°	**P790** 15
31W	3520	**35W**	2675	12°	**P792** 15
31W	3520	**35W**	2640	28°	**P796** 15
31W	3520	**35W**	2638	46°	**P800** 15
31W	3520	**35W**	2428	E 58°/12°	**P802** 15
31W	3520	**35W**	2288	WW	**P804** 15
3000K - CRI 80 - DALI					
31W	3220	**35W**	2512	4°	**P791** 15
31W	3230	**35W**	2455	12°	**P793** 15
31W	3230	**35W**	2423	28°	**P797** 15
31W	3230	**35W**	2420	46°	**P801** 15
31W	3230	**35W**	2228	E 58°/12°	**P803** 15
31W	3230	**35W**	2099	WW	**P805** 15

Can be used at a maximum environment temperature of 50°C. If environment temperature exceeds 40°, the emitted luminous flux is automatically reduced.

source W	lm	system W	lm	optic	code colour
LED					
4000K - CRI 80 - On/off - Class I					
34W	2660	**34W**	2660	12°	**P794** 15
34W	2625	**34W**	2625	28°	**P798** 15
3000K - CRI 80 - On/off - Class I					
34W	2432	**34W**	2432	12°	**P795** 15
34W	2400	**34W**	2400	28°	**P799** 15

Can be used at a maximum environment temperature of 35°C.



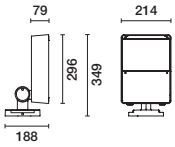

source W	lm	system W	lm	optic	code colour
LED					
Tunable white - DMX					
12W	1650	**17,9W**	1287	12°	**P830** 15
12W	1650	**17,9W**	1267	28°	**P831** 15
12W	850	**18,5W**	637	44°	**BV96** 15
RGBW - DMX-RDM					
12W	850	**18,5W**	638	12°	**P828** 15
12W	850	**18,5W**	636	28°	**P829** 15
12W	850	**18,5W**	637	44°	**BV96** 15

Complete with power supply and electronic DMX512-RDM control card. DMX specifications require the insertion of a 120 Ohm terminating resistor (code BZQ7) to be placed between the DATA+ and DATA- cables of the last product in the line.
Tunable white: 2700K÷6000K
Can be used at a maximum environment temperature of 50°C. If environment temperature exceeds 40°, the emitted luminous flux is automatically reduced.

Compatible with light management systems
in the iGuzzini range illustrated on page 797
For system definition, refer to the instruction sheet.

Optical accessories	 code	colour	 code	colour
 Frame	**X229**	04 for directional flaps	**X231**	04 for directional flaps
 diffuser glass	**MY58**	65	**MY59**	65
 Refractor for elliptical distribution	**MY60**	24	**MY61**	24
 Visor	**MY54**	04	**MY55**	04

Optical accessories	 code	colour	 code	colour
 Horizontal directional fins				
horizontal+vertical	**MY02**	04	**MY53**	04
horizontal	**X233**	04	**X234**	04
vertical	**X235**	04	**X236**	04
 Protection grille	**MY56**	13	**MY57**	13



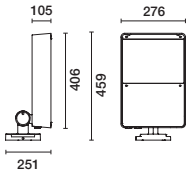

source W	lm	system W	lm	optic	code colour
LED					
4000K - CRI 80 - DALI					
52W	6220	**56,5W**	**4852**	**4°**	**P806** 15
77W	9140	**84W**	**7129**	**4°**	**E803** 15
51W	6160	**56,5W**	**4682**	**12°**	**P808** 15
76W	9170	**83,5W**	**6969**	**12°**	**P818** 15
51W	6160	**56,5W**	**4620**	**28°**	**P810** 15
76W	9170	**83,5W**	**6878**	**28°**	**P820** 15
51W	6160	**56,5W**	**4616**	**46°**	**P812** 15
76W	9170	**83,5W**	**6871**	**46°**	**P822** 15
51W	6160	**56,5W**	**4249**	**E 58°/12°**	**P814** 15
76W	9170	**83,5W**	**6326**	**E 58°/12°**	**P824** 15
51W	6160	**56,5W**	**4064**	**WW**	**P816** 15
76W	9170	**83,5W**	**6050**	**WW**	**P826** 15
3000K - CRI 80 - DALI					
52W	5700	**56,5W**	**4446**	**4°**	**P807** 15
77W	8380	**84W**	**6536**	**4°**	**E804** 15
51W	5650	**56,5W**	**4294**	**12°**	**P809** 15
76W	8400	**83,5W**	**6384**	**12°**	**P819** 15
51W	5650	**56,5W**	**4238**	**28°**	**P811** 15
76W	8400	**83,5W**	**6300**	**28°**	**P821** 15
51W	5650	**56,5W**	**4234**	**46°**	**P813** 15
76W	8400	**83,5W**	**6294**	**46°**	**P823** 15
51W	5650	**56,5W**	**3897**	**E 58°/12°**	**P815** 15
76W	8400	**83,5W**	**5794**	**E 58°/12°**	**P825** 15
51W	5650	**56,5W**	**3728**	**WW**	**P817** 15
76W	8400	**83,5W**	**5542**	**WW**	**P827** 15

Can be used at a maximum environment temperature of 50°C. If environment temperature exceeds 40°, the emitted luminous flux is automatically reduced.

LED					
4000K - CRI 80 - On/off - Class I					
51W	6200	**55,9W**	**4712**	**12°**	**E913** 15
51W	6200	**55,9W**	**4650**	**28°**	**E915** 15
3000K - CRI 80 - On/off - Class I					
51W	5700	**55,9W**	**4332**	**12°**	**E914** 15
51W	5700	**55,9W**	**4275**	**28°**	**E916** 15

Can be used at a maximum environment temperature of 35°C.



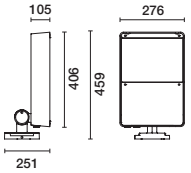

source W	lm	system W	lm	optic	code colour
LED					
RGBW - DMX					
35W	2500	**43,3W**	**1875**	**12°**	**P832** 15
35W	2500	**43,3W**	**1870**	**28°**	**P833** 15
35W	2500	**43,3W**	**1873**	**44°**	**BV97** 15
Tunable white - DMX					
35W	4930	**42,8W**	**3845**	**12°**	**P834** 15
35W	4930	**42,8W**	**3787**	**28°**	**P835** 15
35W	4930	**42,8W**	**3743**	**46°**	**BV99** 15

Complete with power supply and electronic DMX512-RDM control card. DMX specifications require the insertion of a 120 Ohm terminating resistor (code BZQ7) to be placed between the DATA+ and DATA- cables of the last product in the line.
Tunable white: 2700K÷6000K
These codes can be used at a maximum environment temperature of 35°C.

LED					
RGBW - DMX					
27W	2050	**34,5W**	**1538**	**12°**	**ED60** 15
27W	2050	**34,5W**	**1533**	**28°**	**ED61** 15
27W	2050	**34,5W**	**1536**	**44°**	**ED62** 15
Tunable white - DMX					
27W	3900	**33,3W**	**3042**	**12°**	**ED63** 15
27W	3900	**33,3W**	**2996**	**28°**	**ED64** 15
27W	3900	**33,3W**	**2961**	**46°**	**ED65** 15

Complete with power supply and electronic DMX512-RDM control card. DMX specifications require the insertion of a 120 Ohm terminating resistor (code BZQ7) to be placed between the DATA+ and DATA- cables of the last product in the line.
Tunable white: 2700K÷6000K
These codes can be used at a maximum environment temperature of 50°C. If environment temperature exceeds 40°, the emitted luminous flux is automatically reduced.

Compatible with light management systems
in the iGuzzini range illustrated on page 797
For system definition, refer to the instruction sheet.





Mounting accessories	code	colour	code	colour
Adapter disk. Allows the spotlight to be rotated and secured	**X415** For 6014-6015	15	**---**	---
multiple support for 2 floodlights	**6014**	15	**---**	---
multiple support for 3 floodlights	**6015**	15	**---**	---



Platea Pro

Asymmetric Optic (AT) A45
Uniform illumination of stairways and large areas

Values refer to products installed at a height of 5m.

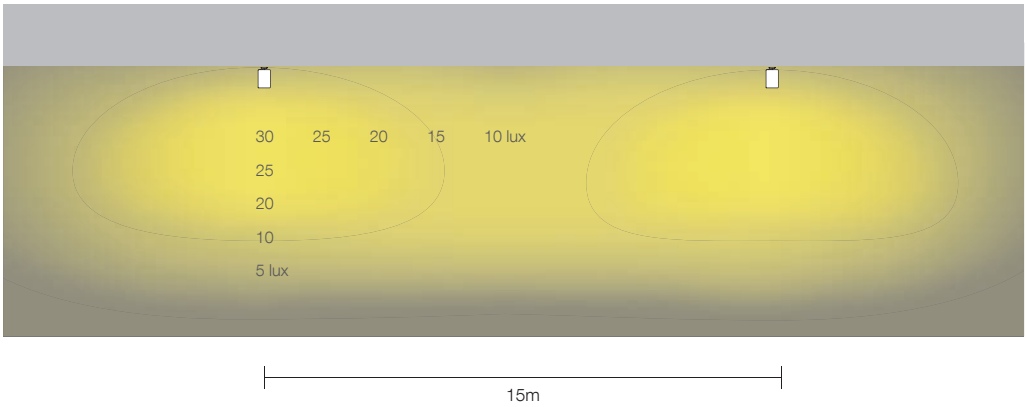

iguzzini.com code finder / download design files / save and organize favorites



W	lm	optic	code colour
LED			
4000K - CRI 70 - DALI			
33W	**3770**	**A45**	**P874** 15
3000K - CRI 70 - DALI			
33W	**3640**	**A45**	**P875** 15

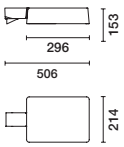



W	lm	optic	code colour
LED			
4000K - CRI 70 - DALI			
58W	**6990**	**A45**	**P882** 15
86W	**10410**	**A45**	**P890** 15
3000K - CRI 70 - DALI			
58W	**6770**	**A45**	**P883** 15
86W	**10080**	**A45**	**P891** 15

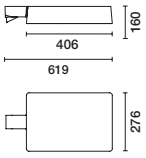

Optical accessories	code	colour	code	colour
	296		406	
Visor	**MY54**	04	**MY55**	04
Horizontal directional fins				
horizontal+vertical	**MY02**	04	**MY53**	04
horizontal	**X233**	04	**X234**	04
vertical	**X235**	04	**X236**	04
Protection grille	**MY56**	13	**MY57**	13

Mounting accessories	code	colour	code	colour
	296		406	
Wall attachment	**BD20**	04-15	**---**	---
Adapter disk. Allows the spotlight to be rotated and secured	**X415** For 6014-6015	15	**---**	---
multiple support for 2 floodlights	**6014**	15	**---**	---
multiple support for 3 floodlights	**6015**	15	**---**	---



Orto Dei Pensatori - Macerata, Italy
Architectural and lighting project:
Arch. Francesco Ascenzi - Arch. Cristian Rocchi
Photo: iGuzzini archive

Data refer to system luminous flux.
Technical information may change alongside technological progress. Consult iguzzini.com for ongoing updates.



design Mario Cucinella



Explore and interact with products in 3D.
thelightexperience.iguzzini.com

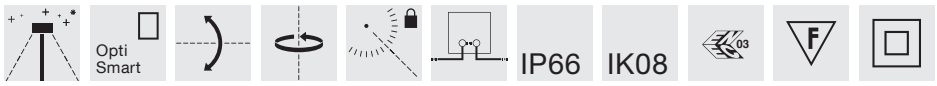

- Floodlight intended for use of LED light sources.
- Wall and floor installation; also available in versions complete with pole (h = 1000 and 2500 mm).
- Optical compartment and frame in die-cast aluminium; clear sodium-calcium tempered sealing glass, 4 mm thick; super-pure aluminium reflector.
- Adjustment of the optical compartment by +45° / -20° compared to horizontal.
- Versions complete with pole comprise a support in extruded aluminium (h = 1000/2500 mm); fixing plate and cover casing in die-cast aluminium alloy.
- Wall versions comprising base strip in die cast aluminium alloy.
- No upwards dispersion of luminous flux.
- High visual comfort.
- Graduated scale and mechanical aiming lock.
- All screws used are in A2 stainless steel.
- Accessory box with dual PG for through-pass wiring.
- Class II product pre-set for class I.

Light distribution
The ST1 optic achieves remarkable lighting performance on h1000 and h2500 bollards.

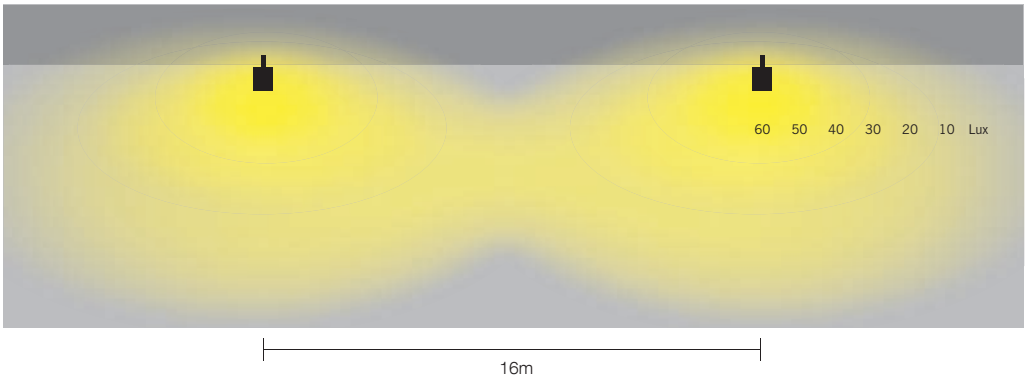

Versions
iTeka is available as pole-mounted (page 484) and bollard (page 746) versions



Installation on single or double pole head
h 4000 / 5000 / 6000



Bollard h2500 & h1000

iguzzini.com code finder / download design files / save and organize favorites

new
Available from April



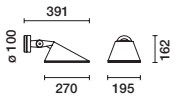

W	lm	optic	code colour
LED			
4000K - CRI 70			
23,8W	**2360**	**ST1C**	**BU40** 15
• **23,8W**	**2622,2**	**A60**	**EN94** 15
23,8W	**2360**	**A45C**	**BU41** 15
3000K - CRI 70			
23W	**2280**	**ST1C**	**BV15** 15
• **23,8W**	**2533,3**	**A60**	**EN95** 15
23,8W	**2280**	**A45C**	**BV16** 15

Mounting accessories	code	colour
 Installation kit for concrete, solid brick and natural stone surfaces		
for applique versions	**5595**	00
 Stainless steel plate with spike for garden installation	**B989**	00
 Steel flange for pole installation		
from ø 40 to 60	**1190**	04-15

Data refer to system luminous flux.
Technical information may change alongside technological progress. Consult iguzzini.com for ongoing updates.

Lingotto

design Renzo Piano



Explore and interact with products in 3D.
thelightexperience.iguzzini.com

DALI >4kW IP66 IK07

- Direct light luminaire intended for use with LED light sources.
- Floor, wall and pole installation.
- Comprises optical compartment and arm.
- Optical compartment and glass support frame in die-cast aluminium; sodium-calcium tempered sealing glass; steel retention cable, diameter of 1.6 mm, plastic coated; EPDM 50 Shore black rubber seal; parabolic reflector in super-pure anodised sheet aluminium.
- Liquid acrylic paint ensuring high resistance to atmospheric agents and UV rays.
- Adjustable arm and mechanical aiming lock.
- Complete with DALI power supply with Touch-Dim control allows adjustment of the luminous flux with a standard button.
- Optics available: Asymmetrical (A), Very Wide Flood (VWF).
- Overvoltage protection: 5kV in Common Mode (CM), 4kV in Differential Mode (DM).
- When the Fixing Box accessory is used (code TXE4), overvoltage protection increases to 10 kV / 10 kV (CM / DM).
- Supplied with nickel-plated brass cable gland and outgoing cable L = 400mm with lined with braided steel.
- The luminous flux emitted in the upper hemisphere of the system in the horizontal position is null.
- All screws used are in A2 stainless steel.



Wall washer



Louvre

Optics



F
80°/100°



A

iguzzini.com code finder / download design files / save and organize favorites



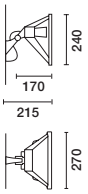

source W	lm	system W	lm	optic	code colour
LED					
4000K - CRI 80 - DALI					
39W	4050	**43,9W**	**3321**	**80° / 100°**	**TXE3** 73
36W	3800	**40,9W**	**2736**	**A γ=35°**	**TXE2** 73
3000K - CRI 80 - DALI					
39W	3650	**43,9W**	**2993**	**80° / 100°**	**TXE1** 73
36W	3400	**40,9W**	**2448**	**A γ=35°**	**TXE0** 73

Optical accessories	code	colour
 Anti-glare louvre	**1177**	04
 Wall-washer screen	**1176**	04

Control gear	code	colour
 IP68 connector 5-pole	**BZS6**	04

Mounting accessories	code	colour
 Counter-plate with anchor bolts	**0456**	00
 Steel plate for wall mounting	**1172**	00 in combination with TXE4 or 1179
 Steel plate for attachment to the ground and / or wall	**1174**	15 in combination with TXE4 or 1179
 Mounting box complete with terminal block	**1179**	15

Mounting accessories	code	colour
 Fixing box with SPD for Class I LED products 10kV.	**TXE4**	15
 Steel flange for pole installation		
from ø 40 to 60	**1170**	00 in combination with TXE4 or 1179
from ø 60 to 102	**1171**	00 in combination with TXE4 or 1179

Installations



wall application with plate



wall application



pole installation



ground/wall application



Recessed luminaires
Multiple Optics

Miniaturisation, chromatic quality, energy efficiency and high visual comfort, broad range of optics and effects, customisable with a large choice of accessories. Adjustable, single and double. Highly reliable and resistant to atmospheric agents, acts of vandalism and slipping.

664 Overview Recessed luminaires

670 Light Up

698 Walky

706 iRound

710 Laser Blade InOut

Mollymook Beach House - Mollymook, New South Wales, Australia
Architectural Project: MCK Architects
Lighting project: Electrolight Australia
Photo: Rohan Venn

Overview Recessed luminaires

floor / ground recessed luminaires



672 Light Up
Orbit - body in stainless steel - 28 mm



672 Light Up
Orbit - body in stainless steel - 50 mm



672 Light Up
Orbit - body in stainless steel - 80 mm



678 Light Up
Orbit - body in techno-polymer stainless steel frame



678 Light Up
Orbit - body in techno-polymer stainless steel frame



682 Light Up
Orbit - body in techno-polymer all glass

Performances						
Optics	14°/24°/D/SG	6°/24°/42°/L/ WW/D / WWSC	8°/36°/54°/ L / D / WW / WWSC	WP	8°/WP/SG	D
Power W	0,4 / 1	1 → 4	4,2 → 5,5	0,4	0,4 → 4,7	0,7 → 6,9
Luminous flux lm	2 → 42	8 → 368	38 → 556	8	3 → 126	4 → 18
Colour temperature K	2700/3000 4000/5700	2700/3000/4000	2700/3000/4000	3000/5700	3000/4000	3000/5700
RGB						•
Installation ranges						
Number of sizes	1	1	1	1	5	2
Accessories						
Optics and decorative						

Wall mounted recessed luminaires



678 Light Up
Orbit - body in techno-polymer stainless steel frame



672 Light Up
Orbit - body in stainless steel - 28 mm



672 Light Up
Orbit - body in stainless steel - 50 mm



672 Light Up
Orbit - body in stainless steel - 80 mm



698 Walky
recessed luminaire - round



698 Walky
recessed luminaire - square

Performances						
Optics	WP	14°/24°/D/SG	6°/24°/42°/L/ WW/D / WWSC	8°/36°/54°/ L / D / WW / WWSC	AL	AL
Power	2,7 / 8	0,4 / 1	1 → 4	4,2 → 5,5	1,4 → 11,7	1,4 → 11,7
Luminous flux lm	230 → 600	2 → 42	8 → 368	38 → 556	24 → 667	24 → 636
Colour temperature K	3000/4000	2700/3000 4000/5700	2700/3000/4000	2700/3000/4000	2700/3000	2700/3000
RGB						
Installation ranges						
Number of sizes	1	1	1	1	3	5
Accessories						
Optics and decorative						

Codes, technical and lighting characteristics of these "**Wall-mounted recessed luminaires**" devices are presented in the sections:
- Linear façade illumination systems page: 539.
- Wall/ceiling mounted luminaires page: 757.



560 Linealuce Mini 55
downlight



570 Linealuce Compact 101
downlight



764 Trick
radial effect

Optics: D Diffuser - **L** Light Blade - **SG** Signalling - **WW** Wall Washer - **WP** Floor Washer
Optical and decorative accessories: B Diffuser glass - **C** Prismatic diffuser glass - **D** Louvre - **E** Refractor for elliptical distribution



682 Light Up
Orbit - body in techno-polymer all glass



686 Light Up
Earth 144 mm



686 Light Up
Earth 200 mm



686 Light Up
Earth 250 mm



694 Light Up
Walk Professional



696 Light Up
Balisage

	D	10°/18°/32°/ 56°/ L / D / WW / WWSC	8°/12°/ 20°/26°/ 30°/ 46°/ D / WW / WWSC	6°/12°/14°/ 18°/ 32°/ 46°/ D / WW / WWSC	6°/26°/ 28°	
	0,7 → 6,9	7→ 11,6	11,7→ 16,5	11,5→ 48,6	14 / 14,3	4,5
	4 → 18	56 → 1176	204 → 1517	285 → 5097	195 → 769	22→ 84
	3000/5700	3000/4000	3000/4000	3000/4000	3000/4000	3000/4000
	•			RGBW	•	
	2	1	1	1	1	1
		D/B/E	D/B/E	D/B/E	B/E	

Ceiling mounted recessed luminaires



706 iRound



710 Laser Blade
InOut



672 Light Up
Orbit - body in stainless steel - 28 mm



672 Light Up
Orbit - body in stainless steel - 50 mm

Performances				
Optics	16°/38°/54°/ WW	12°/30°/48°	14°/24°/D	6°/24°/42°/L/ WW/D / WWSC
Power W	13,5 → 34,1	4,1 → 36,4	1 → 3,8	5,5 → 4,2
Luminous flux lm	1313 → 3497	248 → 2050	8 → 367	38 → 552
Colour temperature K	3000/4000	2700/3000/4000	2700/3000/4000	2700/3000/4000
RGB				
Installation ranges				
Number of sizes	2	4	1	1
Accessories				
Optics and decorative	B/C/E			

Codes, technical and lighting characteristics of these "**Ceiling-mounted recessed luminaires**" devices are presented in the sections:
- Linear façade illumination systems page: 539.
- Wall/ceiling mounted luminaires page: 757.



560 Linealuce Mini 55
downlight



570 Linealuce Compact 101
downlight



764 Trick
radial effect

Overview Recessed luminaires

It's in the optics

We select the right technology for each application. Opti Beam Lens and Reflector, diffuser glass, wall washer screen blades. The result is precision and optical multiplicity. Patented innovation.



Opti Beam Lens
(SS/S/M/F)



Opti Beam Reflector
(S/M/F/WF)



Diffuser optics



Light Blade



Wall Washer
Super Comfort

Wall Washer



SS - Super Spot
<8°



S - Spot
9°-15°



M - Medium
16°-25°



F - Flood
26°-39°



WF - Wide Flood
40°-69°



WW - Wall Washer



AL - Longitudinal Asymmetric



E - Elliptical



L - Light Blade



D - Diffuser



S - Signal

Visual Wellness

Visual comfort increases the more the light source is hidden from view. Our products have a very high screening angle to ensure visual well-being in urban spaces, even when they are close to the product itself.





Wall Washer Quality
Vertical lighting is our masterpiece. Light entirely overlaps the surface of the wall. Total cleanliness from bottom to top, with maximum uniformity, without scalloping effects.



Visual Comfort
The Wall Washer optic illuminates from the highest to the lowest point without creating shadow cones and with maximum uniformity and light output. The Super Comfort Wall Washer optic was created for close range applications: in addition to ensuring correct vertical illumination, the light source is completely shielded on the outside to eliminate potential risks of glare.



Wall Washer



Wall Washer Super Comfort

Horizontal excellence
We have transformed our skills in vertical excellence into horizontal excellence through a new optic that distributes lighting over the horizontal plane precisely from the point at the base of the vertical wall where the product is installed and then uniformly along the surface in question. Pure, flush and shadow-free cones near the wall.



Reliability for better Light

Thermal Dissipation

We test the worst-case condition. Thanks to thermographic and fluid-dynamic simulations, we are able to define the best geometry for our products in order to maintain a constant LED operating temperature.

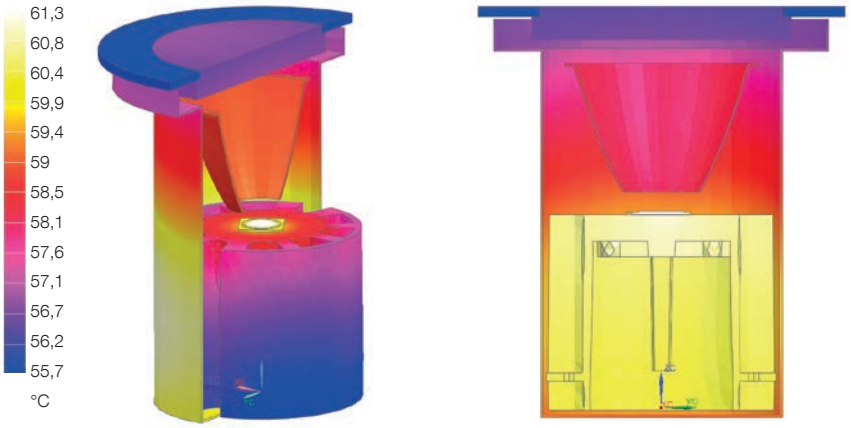

Mac Adam

We choose the world's best suppliers to ensure consistent and repetitive selection of LEDs to ensure colour uniformity not only over time but also between different products in the same lighting project. MacAdam 3 is a standard for us.



MacAdam 3 | MacAdam>3

Duration of LEDs

The lifespan of LEDs is a given statistic. Parameters “L” and “B” describe the percentage value of the final luminous flux (L) and the confidence level expressed (B). Our new generation products always envisage B10 or B20, thereby stating extremely reliable LED lifespan values.

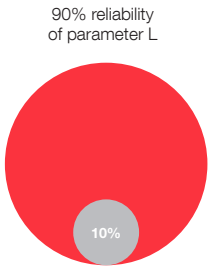

LED iGuzzini B10

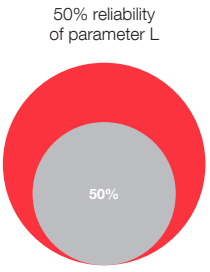

common LEDs on market B50

B10 indicates a 90% reliability level at the point the declared lifetime is reached with the luminous flux indicated.

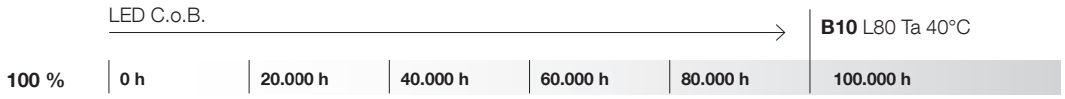

It's in the Product

Reduced height
Very low heights for ground and floor installation. Recessed luminaires can be installed with or without an outer casing. Compact dimensions also facilitate fitting in existing paving/ floorings.







Adjustability
Innovative dual lens settings* with optic adjustments from the outside without opening the product, thereby totally eliminating the absolute risk of condensation.
* Patent Pending



Inclination ± 30°



Rotation 360°

Roll-over performance
Ground and floor level recessed luminaires, depending on structural materials, the body of the luminaire and relative casings, have different degrees of resistance to torsion and shear, up to 5000 Kg in accordance with EN 60598-2-13.





High degree of protection IP
Maximum protection and resistance to penetration by solids and liquids, up to IP68.

Strong materials
We only choose materials of the highest quality. Frames, body and screws in TORX stainless steel (vandal-proof), sodium hardened calcic glass, with protection up to IK10. Aluminium radiator to ensure maximum heat dissipation and constant LED performance levels



Light Up

Orbit
body in stainless steel
page 672




Fixed


Signalling


Light Blade*


Wall Washer and
Wall Washer
Super Comfort*


Diffuser

Orbit
body in techno-polymer
stainless steel frame
page 678




(WP)
Floor
Washer


Adjustable


Signalling

Orbit
body in techno-polymer
all glass
page 682




Diffuser

* Only for ø 28
** Only for ø 80 and ø 50

ø 80



ø 50



ø 28



230/600
WP



▣ 138
Adjustable



▣ 65



ø 68
WP



ø ▣ 130



ø ▣ 60



Earth
page 686



Fixed

Adjustable

Light Blade***

Wall Washer and Wall Washer Super Comfort

Diffuser

*** Only for ø 144

ø 250



ø 200



ø 144



Walk professional
page 694



Adjustable

ø 312



Balisage
page 696



Radial light

ø 148



Light Up
Orbit - body in stainless steel





Explore and interact with products in 3D.
thelightexperience.iguzzini.com

Opti Beam | LMS | DALI | h | t° 40° | 2000 KG | III | IP68 | IK09 | 03 | F | UL

- Floor/ground-, wall- and ceiling-mounted recessed luminaires (except ø 80 mm) intended for use with LED light sources.
- Possibility of installation on the ground without frame casing.
- Comprises body and frame casing.
- Body and frame in AISI 304 stainless steel installed without visible screws, hardened safety glass; A2 stainless steel cable gland complete with outgoing power supply cable of 2x1 mm² type. The cable is provided with IP68 anti-transpiration device.
- Polypropylene plastic frame casing to be ordered separately
- Optics with plastic lenses or reflectors.
- Safe. low voltage power supply at constant current (350/500/700mA depending on the type of specific recessed luminaires) to be ordered separately.
- Static load resistance 2000 Kg using frame casing to be ordered separately.
- Roll-over product in accordance with EN 60598-2-13 (torsion strength and shear load tests).
- Installation is not permitted in areas where snow ploughs are used at driving speed of over 50 km/h.
- Compact dimensions of the luminaire (<100mm)
- IP68 protection for product and cable alike using IP68 connectors. The product is not considered suitable for installation in swimming pools and fountains.



Diffuser optics versions complete with non-slip glass R13



Resistance to static load (2000 Kg), torsion and shear



Temperature < 40°C

Optics



Installation
Installation in floor/wall (with outer case), ground (with or without outer case) and ceiling (with springs). Multiple applications for formal continuity.

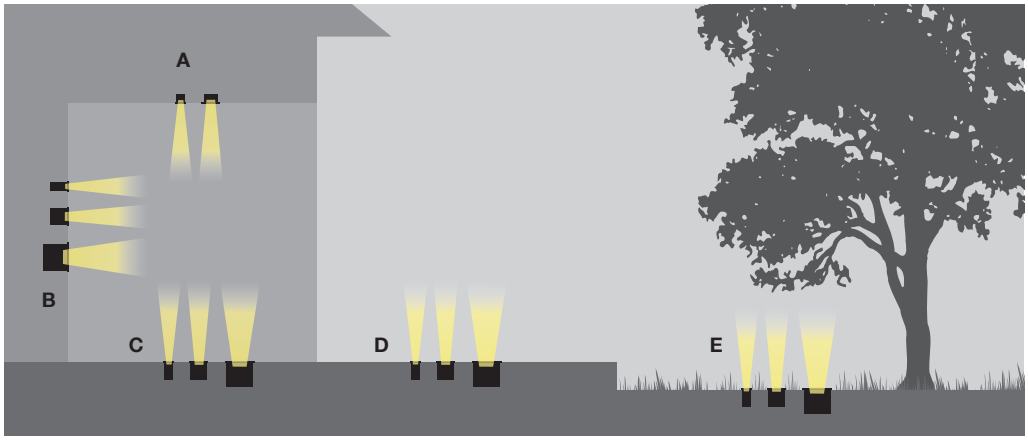

A Ceiling (only for ø 28 / 50)
B Wall
C Floor
D Floor
E Ground

Colour temperature
It is possible to choose cold, neutral or warm white light to achieve ideal integration with the setting or create synesthetic contrasts.


2700K


3000K


4000K

Light Up
Orbit - body in stainless steel

Middle of the Night
The smart self-learning system uses an algorithm to recognise the mid point of the operation time, thus allowing for reducing the power and consequently the consumption of the luminaire according to the pre-set profile. The same power supply also provides DALI and bi-power operation.

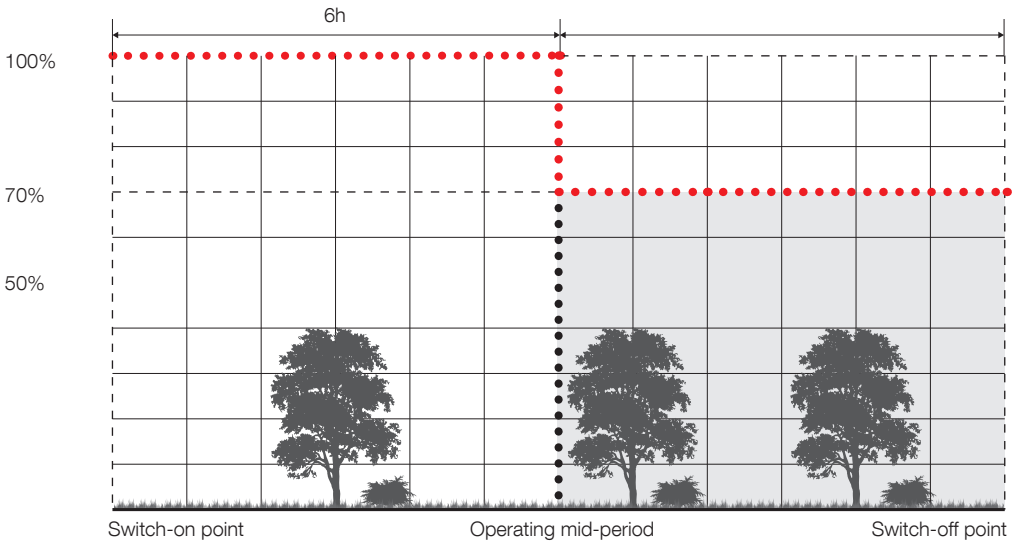

iguzzini.com code finder / download design files / save and organize favorites





source W	source lm	system W	system lm	optic	code colour
ø28					
LED					
4000K - CRI 80					
1W	130	**1W**	**42**	**10°**	**E070** 13
1W	130	**1W**	**42**	**24°**	**E071** 13
3000K - CRI 80					
1W	120	**1W**	**38**	**10°**	**E068** 13
1W	120	**1W**	**38**	**24°**	**E069** 13
2700K - CRI 80					
1W	110	**1W**	**35**	**10°**	**E066** 13
1W	110	**1W**	**35**	**24°**	**E067** 13

Power supply 350 mA to be ordered separately.





source W	source lm	system W	system lm	optic	code colour
ø28 - Diffusing					
LED					
4000K - CRI 80					
1W	120	**1W**	**7**	**D**	**E074** 13
3000K - CRI 80					
1W	110	**1W**	**7**	**D**	**E073** 13
2700K - CRI 80					
1W	110	**1W**	**7**	**D**	**E072** 13

Power supply 350 mA to be ordered separately.





source W	source lm	system W	system lm	code colour
ø28 - Signalling				
LED				
5700K - CRI 80				
0,1	5	**0,4W**	**2**	**2600** 13
3000K - CRI 80				
0,1	5	**0,4W**	**2**	**ED70** 13

24Vdc





source W	source lm	system W	system lm	optic	code colour
ø50					
LED					
4000K - CRI 80					
2W	250	**2W**	**168**	**6°**	**E081** 13
3,8W	490	**4W**	**368**	**24°**	**E082** 13
3,8W	490	**4W**	**367**	**42°**	**E083** 13
3000K - CRI 80					
2W	230	**2W**	**154**	**6°**	**E078** 13
3,8W	450	**4W**	**338**	**24°**	**E079** 13
3,8W	450	**4W**	**337**	**42°**	**E080** 13
2700K - CRI 80					
2W	220	**2W**	**147**	**6°**	**E075** 13
3,8W	490	**4W**	**368**	**24°**	**E076** 13
3,8W	490	**4W**	**367**	**42°**	**E077** 13

Power supply 350 mA to be ordered separately.
E075 - E078 - E081: Power supply 350/500/700 mA to be ordered separately
IK07

iguzzini.com code finder / download design files / save and organize favorites





source		system			
W	lm	W	lm	optic	code colour
ø50 - Diffusing					
LED					
4000K - CRI 80					
2W	240	**2W**	**26**	**D**	**E089** 13
3000K - CRI 80					
2W	220	**2W**	**24**	**D**	**E088** 13
2700K - CRI 80					
2W	210	**2W**	**23**	**D**	**E087** 13

Power supply 350/500/700 mA to be ordered separately.
IK07





source		system			
W	lm	W	lm	optic	code colour
ø50 - Light blade					
LED					
4000K - CRI 80					
1W	140	**1W**	**10**	**L**	**E092** 13
3000K - CRI 80					
1W	130	**1W**	**9**	**L**	**E091** 13
2700K - CRI 80					
1W	120	**1W**	**8**	**L**	**E090** 13

Power supply 350 mA to be ordered separately.
IK07





source		system			
W	lm	W	lm	optic	code colour
ø50 - Wall Washer					
LED					
4000K - CRI 80					
1W	140	**1W**	**46**	**WW**	**E086** 13
3000K - CRI 80					
1W	130	**1W**	**43**	**WW**	**E085** 13
2700K - CRI 80					
1W	120	**1W**	**40**	**WW**	**E084** 13

Power supply 350 mA to be ordered separately.
IK07

source		system			
W	lm	W	lm	optic	code colour
Wall Washer Super Comfort					
LED					
3000K - CRI 80					
1W	130	**1W**	**12**	**WW**	**EI84** 13
2700K - CRI 80					
1W	120	**1W**	**11**	**WW**	**EI85** 13
4000K - CRI 80					
1W	140	**1W**	**13**	**WW**	**EI83** 13

Power supply 350 mA to be ordered separately.
IK07





source		system			
W	lm	W	lm	optic	code colour
ø80					
LED					
4000K - CRI 80					
5,5W	670	**5,5W**	**556**	**8°**	**E099** 13
5,5W	650	**5,5W**	**455**	**36°**	**E100** 13
5,5W	650	**5,5W**	**533**	**54°**	**E101** 13
3000K - CRI 80					
5,5W	610	**5,5W**	**506**	**8°**	**E096** 13
5,5W	600	**5,5W**	**420**	**36°**	**E097** 13
5,5W	600	**5,5W**	**492**	**54°**	**E098** 13
2700K - CRI 80					
5,5W	670	**5,5W**	**556**	**8°**	**E093** 13
5,5W	650	**5,5W**	**455**	**36°**	**E094** 13
5,5W	650	**5,5W**	**533**	**54°**	**E095** 13

Power supply 350/500mA to be ordered separately.





source		system			
W	lm	W	lm	optic	code colour
ø80 - Diffusing					
LED					
4000K - CRI 80					
5,4W	640	**5,5W**	**64**	**D**	**E107** 13
3000K - CRI 80					
5,4W	590	**5,5W**	**59**	**D**	**E106** 13
2700K - CRI 80					
5,4W	640	**5,5W**	**64**	**D**	**E105** 13

Power supply 350/500mA to be ordered separately.





source		system			
W	lm	W	lm	optic	code colour
ø80 - Light blade					
LED					
4000K - CRI 80					
4,2W	540	**4,5W**	**43**	**L**	**E110** 13
3000K - CRI 80					
4,2W	500	**4,5W**	**40**	**L**	**E109** 13
2700K - CRI 80					
4,2W	480	**4,5W**	**38**	**L**	**E108** 13

Power supply 350/500mA to be ordered separately.

The dimensions of the outer casings are listed in the table on page 676

Class III products: certifications are assured only when using the electronic power supplies and drivers indicated in the catalogue.

Technical information may change alongside technological progress. Consult iguzzini.com for ongoing updates.

Light Up
Orbit - body in stainless steel

iguzzini.com code finder / download design files / save and organize favorites





source W	source lm	system W	system lm	optic	code colour
ø80 - Wall Washer					
LED					
4000K - CRI 80					
4,2W	520	**4,2W**	**208**	**WW**	**E104** 13
3000K - CRI 80					
4,2W	480	**4,2W**	**192**	**WW**	**E103** 13
2700K - CRI 80					
4,2W	450	**4,2W**	**180**	**WW**	**E102** 13
Power supply 350/500mA to be ordered separately.					
Wall Washer Super Comfort					
LED					
4000K - CRI 80					
4,2W	550	**4,2W**	**55**	**WW**	**EI17** 13
3000K - CRI 80					
4,2W	500	**4,2W**	**50**	**WW**	**EI18** 13
2700K - CRI 80					
4,2W	480	**4,2W**	**48**	**WW**	**EI19** 13

	ø28	ø50	ø80
Interfaces & remote units	**code colour**	**code colour**	**code colour**
Programming Interface DALI	**MY92** 00 For X210-X211-X214-X217	**MY92** 00 For X210-X211-X214-X217	**MY92** 00 For X210-X211-X214-X217
Mounting accessories	**code colour**	**code colour**	**code colour**
Plastic casing for installation on walls and ceilings	**X191** 04	**---** ---	**---** ---
Casing made of plastic material for ground, floor, wall and ceiling with closing cap	**X190** 04 only floors	**X193** 04	**X195** 04 only floors and walls
Springs for installation on plasterboard on walls and on floating floorboards	**X192** 00	**X194** 00	**X196** 00 only walls and floating floors
Suction cup	**9583** 00	**9583** 00	**9583** 00
Control gear	**code colour**	**code colour**	**code colour**
IP68 box for multiple connections			
dim. 135x82x70h	**B915** 04	**B915** 04	**B915** 04
IP67 box for power supply			
dim. 140x230x95h (6PG)	**9582** 00	**9582** 00	**9582** 00
2-way junction connector - IP68	**X188** 00 it is possible to cable in output up to 1 product	**X188** 00 it is possible to cable in output up to 1 product	**X188** 00 it is possible to cable in output up to 1 product
4-way junction connector - IP68	**X189** 00 it is possible to cable in output up to 3 products	**X189** 00 it is possible to cable in output up to 3 products	**X189** 00 it is possible to cable in output up to 3 products
Sealed connector kit IP68	**9581** 04	**9581** 04	**9581** 04

Casing measurements

6940	6938	6939	X190
			

X191	X193	X195
		

For accessories and power supplies of codes 2600 and ED70 refer to the online catalog.

	ø28		ø50		ø80	
Power supply	**code**	**colour**	**code**	**colour**	**code**	**colour**
 Constant current power supply unit non dimmable IP20 17W						
VIN = 100-240VAC 50/60Hz Iout =350mA/500mA dimensions: 42x40x22	**9905**	00	**9905**	00	**9905**	00
 Constant current power supply unit non dimmable IP20 20W						
VIN = 220-240VAC 50/60Hz Iout =350mA/500mA/700mA dimensions: 110x52x22	**X020**	00	**X020**	00	**X020**	00
 Constant current power supply unit DALI IP20 20W						
VIN = 110-127/220-240VAC 50/60Hz Iout = 350/500/700mA dimensioni: 110x52x22	**X090**	00	**X090**	00	**X090**	00
 Constant current power supply unit DALI with outgoing cables IP68 15W						
VIN =110-240VAC 50/60Hz Iout = 350mA dim. 180x90x68	**X212**	00	**X212**	00	**X212**	00
 Constant current power supply unit DALI with outgoing cables IP68 25W						
VIN =110-240VAC 50/60Hz Iout = 350mA dim. 180x90x68	**X213**	00	**X213**	00	**X213**	00
 Constant current power supply unit DALI with outgoing cables IP68 24W						
VIN =110-240VAC 50/60Hz Iout = 500mA dim. 180x90x68	**---**	---	**X215**	00	**X215**	00
 Constant current power supply unit DALI with outgoing cables IP68 35W						
VIN =110-240VAC 50/60Hz Iout = 500mA dim. 180x90x68	**---**	---	**X216**	00	**X216**	00
 Constant current power supply unit DALI/Step-Dim/ Middle of the night profile IP20 40W						
VIN = 120-277VAC 50/60Hz Iout =500mA dimensions: 123x79x33	**---**	---	**X214**	00	**X214**	00
VIN = 120-277VAC 50/60Hz dimensions: 123x79x33	**X210**	00	**X210**	00	**X210**	00
 Dimmable electronic power supply unit DALI/Step-Dim/ Middle of the night profile IP20 60W						
VIN = 220-240VAC 50/60Hz Iout =500mA dimensions: 133x76x39	**---**	---	**X217**	00	**X217**	00
VIN = 220-240VAC 50/60Hz Iout =350mA dimensions: 123x79x33	**X211**	00	**X211**	00	**X211**	00

Light Up

Orbit - body in techno-polymer stainless steel frame



Floor Washer



65x65 mm



ø 68 mm



230x65 mm

Adjustable



65x65 mm



138x138 mm

Signalling



65x65 mm

Explore and interact with products in 3D.
thelightexperience.iguzzini.com

IP68 IK09

- Wall-mounted recessed luminaire intended for use with LED light sources for signals, illumination and floor washer applications.
- Comprises body (round and square), casing and frame.
- Circular and square version: the body of the fitting is made of highly resistant thermoplastic material; H=100 mm painted cast aluminium barrel outer casing for installation, which can be ordered separately, for wall- or ground-installation, complete with end cap.
- H=150 mm version available in plastic for installation in gardens.
- Linear version: extruded aluminium body and die-cast black painted end caps; H=100 mm painted extruded aluminium and stainless steel outer casing for installation, which can be ordered separately, for wall or ground-installation, complete with top end cap.
- Stainless steel frame; sodium-calcium upper glass; on signal LED versions, opal internal screen black silicone rubber sealing gasket; AISI 304 stainless steel turned parts for fixing the body to the frame/glass; linear versions with sodium-calcium tempered glass secured to the body with silicone; anti-glare spill-ring made of thermoplastic material for versions with lighting LEDs.
- Versions with dynamic RGB colour change compatible with pre-configured light management systems.
- Versions with adjustable optics.
- Static load resistance 500 Kg with plastic casing, 1000 Kg with aluminium casing.
- Impact resistance IK09.
- Contact temperature <40 °C.
- Compact dimensions.
- All external screws used are in A2 stainless steel.



Installation on the floor/ground.



Wall-mounted installation



Static load resistance



Temperature < 40°C

Optics






S
α 8°


WP

Signalling

iguzzini.com code finder / download design files / save and organize favorites



source W	source lm	system W	system lm	code colour
ø68 - Floor washer				
LED				
5700K - CRI 80				
0,1W	20	0,4W	8	**2611** 13
3000K - CRI 80				
0,1W	20	0,4W	8	**ED71** 13

24Vdc

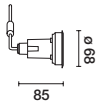



source W	source lm	system W	system lm	code colour
65x65 - Floor washer				
LED				
3000K - CRI 80				
0,1W	20	0,4W	9	**BD74** 13

24Vdc
Power supply to be ordered separately

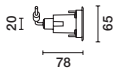



source W	source lm	system W	system lm	optic	code colour
65x65 - Adjustable optic ±7°					
LED					
4000K - CRI 80					
1W	100	1,3W	54	8°	**BB47** 13
3000K - CRI 80					
1W	80	1,3W	43	8°	**BB48** 13

350mA
Power supply only with code 9905-9907.

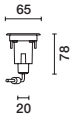



source W	source lm	system W	system lm	code colour
65x65 - Signalling				
LED				
3000K - CRI 80				
0,2W	40	0,7W	3	**BD73** 13

24Vdc
Power supply to be ordered separately.

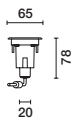



source W	source lm	system W	system lm	optic	code colour
138x138 - Adjustable optic ±10°					
LED					
4000K - CRI 80					
3W	290	4,7W	126	8°	**BB49** 13
3000K - CRI 80					
3W	240	4,7W	104	8°	**BB50** 13

220-240Vac
Complete with power supply.
Class of Insulation II.

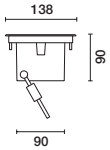



source W	source lm	system W	system lm	length	code colour
230x65 - Floor washer					
LED					
4000K - CRI 80					
2W	190	2,7W	23	230	**BB57** 13
6W	580	8W	71	600	**BB59** 13
3000K - CRI 80					
2W	170	2,7W	21	230	**BB58** 13
6W	510	8W	62	600	**BB60** 13

220-240Vac
Complete with power supply.
Class of Insulation II.

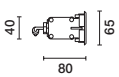

The dimensions of the outer casings are listed in the table on page 680

Class III products: certifications are assured only when using the electronic power supplies and drivers indicated in the catalogue.

Technical information may change alongside technological progress. Consult iguzzini.com for ongoing updates.

Light Up
Orbit - body in techno-polymer stainless steel frame

	ø68	65x65	138x138	230x65
Optical accessories	**code** **colour**	**code** **colour**	**code** **colour**	**code** **colour**
Diffuser Filter	**---** ---	**---** ---	**9575** 65 For BB49-BB50	**---** ---
Mounting accessories	**code** **colour**	**code** **colour**	**code** **colour**	**code** **colour**
Adaptor for casing				
ø 260 - h 154	**9579** 00 For 6943-6946-6949-6952	**9579** 00 For 6943-6946-6949-6952	**9579** 00 For 6943-6946-6949-6952	**---** ---
ø 357 - h 105	**9580** 00 For 6941-6942-6947-6948-6944-6945-6950-6951	**9580** 00 For 6941-6942-6947-6948-6944-6945-6950-6951	**9580** 00 For 6941-6942-6947-6948-6944-6945-6950-6951	**---** ---
Aluminium casing + end cap				
L=230	**---** ---	**---** ---	**---** ---	**B985** 04
L=600	**---** ---	**---** ---	**---** ---	**B986** 04
Aluminium outer casing for wall installation + end cap	**6941** 04	**---** ---	**---** ---	**---** ---
Outer casing in aluminium for concrete wall installation + end cap	**---** ---	**B976** 04	**B982** 04	**---** ---
Aluminium outer casing for floor installation + end cap	**---** ---	**B977** 04	**B983** 04	**---** ---
Plastic casing for wall and floor installation + end cap IP68	**6943** 04	**---** ---	**---** ---	**---** ---
Plastic casing for installation on floors and ground + end cap - IP68	**---** ---	**B978** 04	**B984** 04	**---** ---
Suction cup	**9583** 00	**9583** 00	**9583** 00	**---** ---

	installed on wall	installed on floor	installed on wall/ floor/ground
ø 68	**6941** 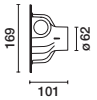		**6943** 
⧄ 65	**B976** 	**B977** 	**B978** 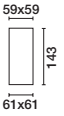
⧄ 138	**B982** 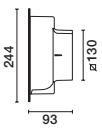	**B983** 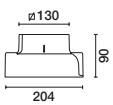	**B984** 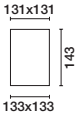

	installed on wall	installed on wall
230x65 	**B985**  **L=227**	**B986**  **L=597**

	ø68		65x65		138x138		230x65	
Control gear	**code**	**colour**	**code**	**colour**	**code**	**colour**	**code**	**colour**
 IP68 box for multiple connections								
dim. 135x82x70h	**B915**	04	**B915**	04	**---**	---	**B915**	04
 IP67 box for power supply								
dim. 140x230x95h (6PG)	**9582**	00 For 9908-9909-9910-9911	**9582**	00 For 9908-9909-9910-9911	**9582**	00 For 9908-9909-9910-9911	**9582**	00 For 9908-9909-9910-9911
 Sealed connector kit IP68	**9581**	04	**9581**	04	**9581**	04	**9581**	04

Power supply	**code**	**colour**	**code**	**colour**	**code**	**colour**	**code**	**colour**
 Constant current power supply unit non dimmable IP20 17W								
VIN = 100-240VAC 50/60Hz Iout =350mA/500mA dimensions: 42x40x22	**---**	---	**9905**	00	**---**	---	**---**	---
VIN = 220-240VAC 50/60Hz Iout = 350mA dimensions: 122x38x28	**---**	---	**9907**	00 For BB47-BB48	**---**	---	**---**	---
 Constant current power supply unit non dimmable track DIN 240W								
VIN = 90-240VAC 50/60Hz Vout = 24V IMAX = 10A dimensions: 63x114x125	**9912**	00	**9912**	00	**---**	---	**---**	---
 Constant current power supply unit non dimmable track DIN 10W								
VIN = 220-240VAC 50/60Hz Vout = 24V IMAX = 0,4A dimensions: 18x68x93	**9908** For 24Vdc	00	**9908** For 24Vdc	00	**---**	---	**---**	---
 Constant current power supply unit non dimmable track DIN 24W								
VIN = 220-240VAC 50/60Hz Vout = 24V IMAX = 1A dimensions: 35x68x94	**9909**	00	**9909**	00	**---**	---	**---**	---
 Constant current power supply unit non dimmable track DIN 72W								
VIN = 220-240VAC 50/60Hz Vout = 24V IMAX = 3A dimensions: 70x68x94	**9910**	00	**9910**	00	**---**	---	**---**	---
 Constant current power supply unit non dimmable track DIN 96W								
VIN = 220-240VAC 50/60Hz Vout = 24V IMAX = 4A dimensions: 93x66x105	**9911**	00	**9911**	00	**---**	---	**---**	---

Light Up

Orbit - body in techno-polymer all glass





ø 60 mm



60x60 mm



130x130 mm



ø 130 mm









Explore and interact with products in 3D.
thelightexperience.iguzzini.com

LMS IP68 IK08

- Wall-mounted recessed luminaire intended for use with LED light sources for highlights / signals.
- Comprises extra-bright calcium sodium glass, with no visible screws, with diffuse light emission; the stainless steel lower ring is connected to the tempered diffuser glass. Everything is supported by 4 securing elements in turned AISI 304 stainless steel.
- Body in high-strength thermoplastic material, M14x1 stainless steel A2 cable gland, PG11 for 130 mm large body; and a 300 mm-long exit cable; the stainless steel upper collar is flush with surface and secured to the casing.
- Barrel type frame casing in die-cast aluminium and cylindrical version in plastic.
- Versions with dynamic RGB colour change compatible with pre-configured light management systems.
- Static load resistance 500/1000 Kg.
- Impact resistance IK08.
- Contact temperature <40 °C.
- Reduced height of luminaire.



Installation on the floor/ground.



Wall-mounted installation



Installed flush with floor



Temperature < 40°C

Optics



D

iguzzini.com code finder / download design files / save and organize favorites





source W	lm	system W	lm	code colour
Ø 60				
LED				
5700K - CRI 80				
0,2W	40	**0,7W**	**4**	**2606** 00
3000K - CRI 80				
0,2W	40	**0,7W**	**4**	**ED66** 00

24Vdc
Power supply to be ordered separately.



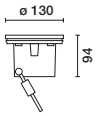

source W	lm	system W	lm	code colour
ø130				
LED				
5700K - CRI 80				
0,5W	80	**1,4W**	**18**	**2628** 00
3000K - CRI 80				
0,5W	80	**1,4W**	**18**	**ED68** 00
RGB				
5,2W	42,6	**6,9W**	**10,4**	**2633** 00

24Vdc
Power supply to be ordered separately.





source W	lm	system W	lm	code colour
60x60				
LED				
5700K - CRI 80				
0,2W	40	**0,7W**	**4**	**2620** 00
3000K - CRI 80				
0,2W	40	**0,7W**	**4**	**ED67** 00

24Vdc
Power supply to be ordered separately.



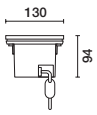

source W	lm	system W	lm	code colour
130x130				
LED				
5700K - CRI 80				
0,5W	80	**1,4W**	**18**	**2635** 00
3000K - CRI 80				
0,5W	80	**1,4W**	**18**	**ED69** 00
RGB				
5,2W	42,6	**6,9W**	**10,4**	**2640** 00

24Vdc
Power supply to be ordered separately.

Interfaces & remote units	ø60 60x60 code	colour	ø130 130x130 code	colour
4-channel LED Driver with DALI-DMX 720W controller				
VIN=12÷48Vdc VOUT=5-12-24-48V	**---**	---	**9639** 00 for versions RGB	

Control gear	ø60 60x60 code	colour	ø130 130x130 code	colour
IP68 box for multiple connections				
dim. 135x82x70h	**B915** 04		**B915** 04	
IP67 box for power supply				
dim. 140x230x95h (6PG)	**9582** 00 For 9908-9909-9910-9911		**9582** 00 For 9908-9909-9910-9911	
Sealed connector kit IP68	**9581** 04		**9581** 04	

The dimensions of the outer casings are listed in the table on page 684

Class III products: certifications are assured only when using the electronic power supplies and drivers indicated in the catalogue.

Technical information may change alongside technological progress. Consult iguzzini.com for ongoing updates.

Light Up
Orbit - body in techno-polymer all glass

Mounting accessories	ø60 code	ø60 colour	ø130 code	ø130 colour
Adaptor for casing				
ø 260 - h 154	**9579**	00 For 6943-6946-6949-6952	**9579**	00 For 6943-6946-6949-6952
ø 357 - h 105	**9580**	00 For 6941-6942-6947-6948-6944-6945-6950-6951	**9580**	00 For 6941-6942-6947-6948-6944-6945-6950-6951
Aluminium outer casing for wall installation + end cap	**6941**	04	**6947**	04
Aluminium outer casing for floor installation + end cap	**6942**	04	**6948**	04
Plastic casing for wall and floor installation + end cap IP68	**6943**	04	**6949**	04
Suction cup	**9583**	00	**9583**	00

Mounting accessories	60x60 code	60x60 colour	130x130 code	130x130 colour
Adaptor for casing				
ø 260 - h 154	**9579**	00 For 6943-6946-6949-6952	**9579**	00 For 6943-6946-6949-6952
ø 357 - h 105	**9580**	00 For 6941-6942-6947-6948-6944-6945-6950-6951	**9580**	00 For 6941-6942-6947-6948-6944-6945-6950-6951
Aluminium outer casing for wall installation + end cap	**6944**	04	**6950**	04
Aluminium outer casing for floor installation + end cap	**6945**	04	**6951**	04
Plastic casing for wall and floor installation + end cap IP68	**6946**	04	**6952**	04
Suction cup	**9583**	00	**9583**	00

circular recessed luminaire	installed on wall	installed on floor	installed on wall/floor
	6941	**6942**	**6943**
ø 60	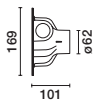		
	6947	**6948**	**6949**
ø 130	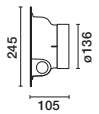	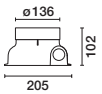	

square recessed luminaire	installed on wall	installed on floor	installed on wall/floor
	6944	**6945**	**6946**
⧄ 60	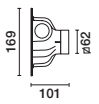		
	6950	**6951**	**6952**
⧄ 130	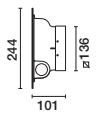	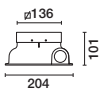	

Power supply	code	colour	code	colour
	ø60	60x60	ø130	130x130
 Constant current power supply unit non dimmable track DIN 240W				
VIN = 90-240VAC 50/60Hz Vout = 24V IMAX = 10A dimensions: 63x114x125	**9912**	00	**9912**	00
 Constant current power supply unit non dimmable track DIN 10W				
VIN = 220-240VAC 50/60Hz Vout = 24V IMAX = 0,4A dimensions: 18x68x93	**9908** For 24Vdc	00	**9908** For 24Vdc	00
 Constant current power supply unit non dimmable track DIN 24W				
VIN = 220-240VAC 50/60Hz Vout = 24V IMAX = 1A dimensions: 35x68x94	**9909**	00	**9909**	00

Power supply	code	colour	code	colour
	ø60	60x60	ø130	130x130
 Constant current power supply unit non dimmable track DIN 72W				
VIN = 220-240VAC 50/60Hz Vout = 24V IMAX = 3A dimensions: 70x68x94	**9910**	00	**9910**	00
 Constant current power supply unit non dimmable track DIN 96W				
VIN = 220-240VAC 50/60Hz Vout = 24V IMAX = 4A dimensions: 93x66x105	**9911**	00	**9911**	00



Botín Center for Arts and Culture - Santander, Spain
Architectural project: Renzo Piano Building Workshop in collaboration with Luis Vidal + Architects
Lighting project:
Artec3 Studio, Arup
Structural project: Arup
Landscape architecture:
Fernando Caruncho & Asociados
Photo: Enrico Cano

Light Up
Earth

Award
Lux Awards



	Fixed	Diffuser (complete with non-slip glass)	Light blade	Adjustable	Wall Washer	Wall Washer Super Comfort
						
ø 144 mm						
ø 200 mm						
ø 250 mm						

Explore and interact with products in 3D.
thelightexperience.iguzzini.com

Opti Beam · LMS · DALI · 5000 KG · IP68 · IK10

- Floor/ground-mounted recessed luminaire intended for use with LED light sources.
- Possibility of installation on the ground without frame casing.
- Comprises body and frame casing.
- Body and frame in AISI 304 stainless steel installed with captive screws, hardened safety glass; A2 stainless steel cable gland complete with outgoing power supply cable of 4x1 mm² type.
- Versions with diffuser optics complete with non-slip surface glass (complies with R13 class in accordance with DIN 51130).
- The cable is provided with IP68 internal anti-transpiration device.
- Plastic (nylon) frame casing to be ordered separately.
- Complete with DALI power supply unit (ø 144 mm DALI power supply unit only on certain versions) built-into the body of the product and in some cases in a separate IP68 power supply box (adjustable versions).
- Optics with plastic lenses (Opti Beam Lens) or reflectors in anodized aluminium (Opti Beam Reflector).
- Adjustable versions with an external adjustment system (Patent Pending) without having to open the product, complete with graduated scale for aiming memory.
- Internal optical accessories for versions with fixed optics and reflector: refractor, louvre, soft lens filter.
- Contact temperature <40 °C
- Static load resistance 5000 Kg
- All screws used are in A2 stainless steel (TORX - safety type).
- IP68 protection for product and cable alike using IP68 connectors. The product is not considered suitable for installation in swimming pools and fountains.



Resistance to static load (5000 Kg), torsion and shear



Temperature < 40°C



Diffuser optics versions complete with non-slip glass R13

Optics

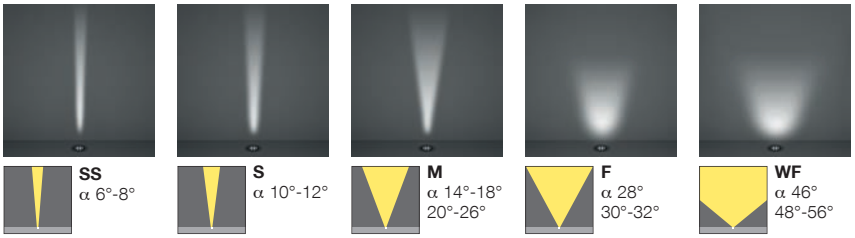

* Elliptical optics are obtained by installing the specific accessory.

Light Up
Earth

Twist & Tilt
Thanks to dual adjustments, installation is at last independent of the position of the objects to be illuminated.
The tilt adapts the beam to different heights while rotation allows +/- 90° emission settings to reach objects offset horizontally in relation to the product.

Patent Pending
102016000006926

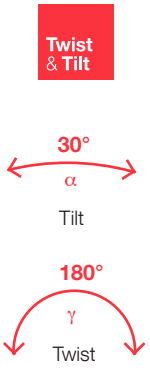



Installation
Installation on floor (with outer casing) and ground (with or without outer casing).

A Floor
B Floor
C Ground

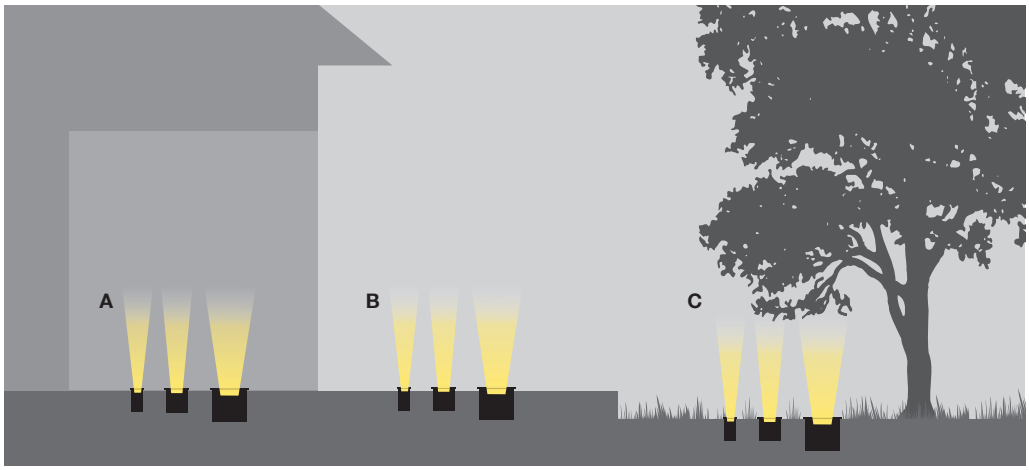

iguzzini.com code finder / download design files / save and organize favorites



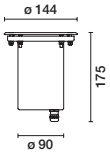

source W	lm	system W	lm	optic	code colour
ø144					
LED					
4000K - CRI 80					
6,6W	760	**9W**	**570**	**10°**	**E115** 13
8,3W	1350	**10W**	**1053**	**18°**	**E116** 13
8,3W	1350	**10W**	**1134**	**32°**	**E117** 13
8,3W	1350	**10W**	**1066**	**56°**	**E118** 13
3000K - CRI 80					
6,6W	690	**9W**	**518**	**10°**	**E111** 13
8,3W	1300	**10W**	**1014**	**18°**	**E112** 13
8,3W	1300	**10W**	**1092**	**32°**	**E113** 13
8,3W	1300	**10W**	**1026**	**56°**	**E114** 13

Opti Beam Reflector
E111 - E115: Opti Beam Lens



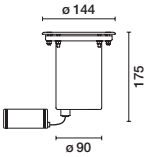

source W	lm	system W	lm	optic	code colour
ø144					
LED					
4000K - CRI 80 - DALI					
6,1W	720	**9,4W**	**540**	**10°**	**E292** 13
8,3W	1400	**10,5W**	**1092**	**18°**	**BW00** 13
8,3W	1400	**10,5W**	**1176**	**32°**	**BW02** 13
8,3W	1400	**10,5W**	**1105**	**56°**	**BW04** 13
3000K - CRI 80 - DALI					
6,1W	660	**9,4W**	**495**	**10°**	**E293** 13
8,3W	1350	**10,5W**	**1053**	**18°**	**BW01** 13
8,3W	1350	**10,5W**	**1134**	**32°**	**BW03** 13
8,3W	1350	**10,5W**	**1066**	**56°**	**BW05** 13

Opti Beam Reflector
E292 - E293: Opti Beam Lens



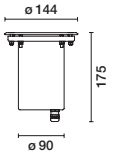

source		system			
W	lm	W	lm	optic	code colour
ø144 - Diffusing - No-skid glass					
LED					
4000K - CRI 80					
6,7W	770	**9W**	**62**	**D**	**E122** 13
3000K - CRI 80					
6,7W	700	**9W**	**56**	**D**	**E121** 13



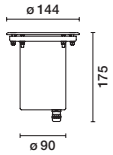

source		system			
W	lm	W	lm	optic	code colour
ø144 - Wall Washer					
LED					
4000K - CRI 80					
9,7W	1250	**11,6W**	**463**	**WW**	**E120** 13
3000K - CRI 80					
9,7W	1150	**11,6W**	**426**	**WW**	**E119** 13
ø144 - Wall Washer Super Comfort					
LED					
4000K - CRI 80					
9,7W	1250	**11,6W**	**188**	**WW**	**BV84** 13
3000K - CRI 80					
9,7W	1150	**11,6W**	**173**	**WW**	**BV85** 13



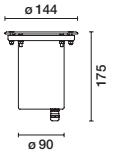

source		system			
W	lm	W	lm	optic	code colour
ø144 - Light blade					
LED					
4000K - CRI 80					
5W	630	**7W**	**158**	**L**	**E124** 13
3000K - CRI 80					
5W	580	**7W**	**145**	**L**	**E123** 13



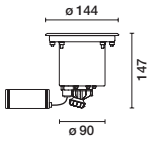

source		system			
W	lm	W	lm	optic	code colour
ø144 - Adjustable optic					
LED					
4000K - CRI 80 - DALI					
6,1W	730	**8,8W**	**584**	**10°**	**E126** 13
3000K - CRI 80 - DALI					
6,1W	670	**8,8W**	**536**	**10°**	**E125** 13

Opti Beam Lens



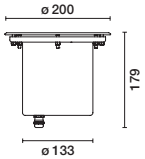

source		system			
W	lm	W	lm	optic	code colour
ø200					
LED					
4000K - CRI 80 - DALI					
7,9W	880	**11,7W**	**440**	**8°**	**E132** 13
12W	1750	**15W**	**963**	**12°**	**E133** 13
12W	1900	**14,5W**	**1425**	**20°**	**E134** 13
12W	1900	**14,5W**	**1517**	**30°**	**E135** 13
12W	1900	**14,5W**	**1480**	**40°**	**E136** 13
3000K - CRI 80 - DALI					
7,9W	810	**11,7W**	**405**	**8°**	**E127** 13
12W	1700	**15W**	**935**	**12°**	**E128** 13
12W	1850	**14,5W**	**1388**	**20°**	**E129** 13
12W	1850	**14,5W**	**1477**	**30°**	**E130** 13
12W	1850	**14,5W**	**1441**	**40°**	**E131** 13

Opti Beam Reflector
E127 - E128 - E132 - E133: Opti Beam Lens



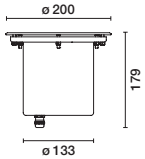

source		system			
W	lm	W	lm	optic	code colour
ø200 - Diffusing - No-skid glass					
LED					
4000K - CRI 80 - DALI					
12W	1750	**15W**	**210**	**D**	**E140** 13
3000K - CRI 80 - DALI					
12W	1700	**15W**	**204**	**D**	**E139** 13

The dimensions of the outer casings are listed in the table on page 690

Technical information may change alongside technological progress. Consult iguzzini.com for ongoing updates.

iguzzini.com code finder / download design files / save and organize favorites



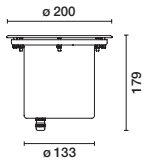

source W	lm	system W	lm	optic	code colour
ø200 - Wall Washer					
LED					
4000K - CRI 80 - DALI					
15W	1850	16,5W	759	WW	**E138** 13
3000K - CRI 80 - DALI					
15W	1700	16,5W	697	WW	**E137** 13
ø200 - Wall Washer Super Comfort					
LED					
4000K - CRI 80 - DALI					
15W	1850	16,5W	315	WW	**BV86** 13
3000K - CRI 80 - DALI					
15W	1700	16,5W	289	WW	**BV87** 13



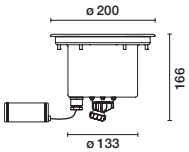

source W	lm	system W	lm	optic	code colour
ø200 - Adjustable optic					
LED					
4000K - CRI 80 - DALI					
7,8W	860	11,9W	447	8°	**E145** 13
10W	1500	12,1W	825	12°	**E146** 13
10W	1500	12,1W	1152	26°	**E147** 13
10W	1500	12,1W	1094	46°	**E148** 13
3000K - CRI 80 - DALI					
7,8W	790	11,9W	411	8°	**E141** 13
10W	1450	12,1W	798	12°	**E142** 13
10W	1450	12,1W	1113	26°	**E143** 13
10W	1450	12,1W	1058	46°	**E144** 13

Opti Beam Lens



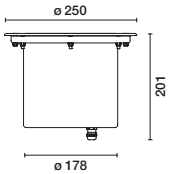

source W	lm	system W	lm	optic	code colour
ø250					
LED					
4000K - CRI 80 - DALI					
7,9W	900	11,5W	486	6°	**E154** 13
12W	1850	14,3W	1092	14°	**E155** 13
18W	3050	21,4W	2379	18°	**E156** 13
18W	3050	21,4W	2374	32°	**E157** 13
18W	3050	21,4W	2407	48°	**E158** 13
3000K - CRI 80 - DALI					
7,9W	820	11,5W	443	6°	**E149** 13
12W	1800	14,3W	1062	14°	**E150** 13
18W	2950	21,4W	2301	18°	**E151** 13
18W	2950	21,4W	2296	32°	**E152** 13
18W	2950	21,4W	2328	48°	**E153** 13

Opti Beam Reflector
E149 - E150 - E154 - E155: Opti Beam Lens



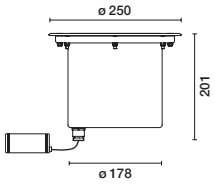

source W	lm	system W	lm	optic	code colour
ø250					
LED					
4000K - CRI 80 - DALI					
27W	4400	32,7W	3554	18°	**E166** 13
27W	4400	32,7W	3557	32°	**E167** 13
27W	4400	32,7W	3560	48°	**E168** 13
3000K - CRI 80 - DALI					
27W	4300	32,7W	3473	18°	**E163** 13
27W	4300	32,7W	3476	32°	**E164** 13
27W	4300	32,7W	3479	48°	**E165** 13

Opti Beam Reflector

source W	lm	system W	lm	optic	code colour
ø250					
LED					
4000K - CRI 80 - DALI					
42W	6300	48,6W	5089	18°	**EI11** 13
42W	6300	48,6W	5092	32°	**EI13** 13
42W	6300	48,6W	5097	48°	**EI15** 13
3000K - CRI 80 - DALI					
42W	6150	48,6W	4967	18°	**EI12** 13
42W	6150	48,6W	4971	32°	**EI14** 13
42W	6150	48,6W	4976	48°	**EI16** 13

Opti Beam Reflector
These codes can be used at a maximum environment temperature of 35°C



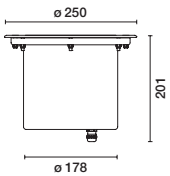

source W	lm	system W	lm	optic	code colour
ø250 - Wall Washer					
LED					
4000K - CRI 80 - DALI					
19W	2450	23W	1054	WW	**E160** 13
3000K - CRI 80 - DALI					
19W	2250	23W	968	WW	**E159** 13
ø250 - Wall Washer Super Comfort					
LED					
4000K - CRI 80 - DALI					
19W	2450	23W	539	WW	**BV88** 13
3000K - CRI 80 - DALI					
19W	2250	23W	495	WW	**BV89** 13



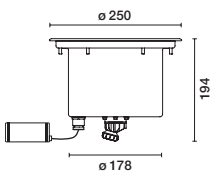

source W	lm	system W	lm	optic	code colour
ø250 - Adjustable optic					
LED					
4000K - CRI 80 - DALI					
7,8W	860	12,2W	464	6°	**E173** 13
14W	2050	15,8W	1169	12°	**E174** 13
14W	2050	15,8W	1554	28°	**E175** 13
14W	2050	15,8W	1475	46°	**E176** 13
3000K - CRI 80 - DALI					
7,8W	790	12,2W	427	6°	**E169** 13
14W	2000	15,8W	1140	12°	**E170** 13
14W	2000	15,8W	1516	28°	**E171** 13
14W	2000	15,8W	1439	46°	**E172** 13

Opti Beam Lens



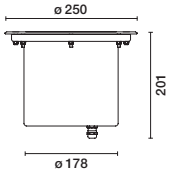

source		system			
W	lm	W	lm	optic	code colour
ø250 - Diffusing - No-skid glass					
LED					
4000K - CRI 80 - DALI					
12W	1900	**14,3W**	**285**	**D**	**E162** 13
3000K - CRI 80 - DALI					
12W	1850	**14,3W**	**278**	**D**	**E161** 13
RGBW - DMX-RDM					
24W	1950	**26,2W**	**468**	**D**	**JBM7** 13





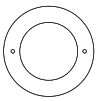

Optical accessories	code	colour	code	colour	code	colour
Honeycomb louvre						
for Opti Beam Lens	**---**	---	**X242** 04 For E127-E128-E132-E133		**---**	---
For Opti Beam Reflector	**X198** 04		**X204** 04 For E129-E130-E131-E134-E135-E136		**---**	---
Opti Beam Lens and Opti Beam Reflector	**---**	---	**---**	---	**X201** 04 For E149-E150-E151-E152-E153-E154-E155-E156-E157-E158-E163-E164-E165-E166-E167-E168-EI11-EI12-EI13-EI14-EI15-EI16	
diffuser glass						
for Opti Beam Lens	**---**	---	**X241** 65 For E127-E128-E132-E133		**---**	---
For Opti Beam Reflector	**X200** 65 For BW00-BW01-BW02-BW03-BW04-BW05-E112-E113-E114-E116-E117-E118		**X206** 65 For E129-E130-E131-E134-E135-E136		**---**	---
Opti Beam Lens and Opti Beam Reflector	**---**	---	**---**	---	**X207** 65 For E149-E150-E151-E152-E153-E154-E155-E156-E157-E158-E163-E164-E165-E166-E167-E168-EI11-EI12-EI13-EI14-EI15-EI16	
Refractor for elliptical distribution						
for Opti Beam Lens	**---**	---	**X240** 24 For E127-E128-E132-E133		**---**	---
For Opti Beam Reflector	**X199** 24 For BW00-BW01-BW02-BW03-BW04-BW05-E112-E113-E114-E116-E117-E118		**---**	---	**---**	---
Opti Beam Lens and Opti Beam Reflector	**---**	---	**X205** 24 For E129-E130-E131-E134-E135-E136		**X202** 24 For E149-E150-E151-E152-E153-E154-E155-E156-E157-E158-E163-E164-E165-E166-E167-E168-EI11-EI12-EI13-EI14-EI15-EI16	

Light Up
Earth


ø144


ø200

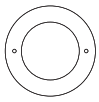
ø250

Mounting accessories	code	colour	code	colour	code	colour
 Plastic casing for installation on floors + end cap	**X197**	04	**X203**	04	**X209**	04
 Suction cup	**B916**	00	**B916**	00	**B916**	00

Control gear	code	colour	code	colour	code	colour
 IP68 box for multiple connections						
dim. 135x82x70h	**B915**	04	**B915**	04	**B915**	04
 IP68 connector 5-pole	**---**	---	**---**	---	**BZS6**	04 for RGBW versions
 Y cinnector with 5 poles IP68						
For the connection of the DMX or DALI signal cable and power supply cable	**---**	---	**---**	---	**BZN7**	00 for versions RGBW
 2-way junction connector - IP68	**X188**	00 it is possible to cable in output up to 1 product	**X188**	00 it is possible to cable in output up to 1 product	**X188**	00 it is possible to cable in output up to 1 product
 4-way junction connector - IP68	**X189**	00 it is possible to cable in output up to 3 products	**X189**	00 it is possible to cable in output up to 3 products	**X189**	00 it is possible to cable in output up to 3 products
 Sealed connector kit IP68	**9581**	04	**9581**	04	**9581**	04
 End cap for connectors + 120 ohm thermal resistance	**---**	---	**---**	---	**BZQ7**	00 for RGBW versions

Casing measurements

X197	X203	X209
	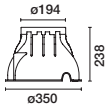	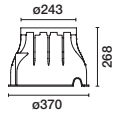

Hotel Royal Hideaway Corales Suites – Adeje, Tenerife (Spain)
Architectural Project: Leonardo Omar
Lighting project: ClickOn Studio
Engineering: Ingegneria CTA
Photo: Maxim Deknock



Light Up
Walk professional



Explore and interact with products in 3D.
thelightexperience.iguzzini.com

LMS DALI 5000 KG t° 40° h IP67 IK10

- Floor-mounted recessed luminaire intended for use with halogen, discharge,fluorescent and LED light sources.
- Comprises body and frame casing (top or bottom).
- Cast aluminium body; frame in AISI 304 stainless steel; tempered closure glass; silicone water tight gasket; antiglare screen for visual comfort; M15x1 nickel-plated brass cable clamp (M11x1 in small circular version) for connection between lower assembly and upper assembly.
- Frame casing for installation in cast aluminium.
- High visual comfort.
- Versions with adjustable optics.
- LED versions are available with dynamic RGB colour change compatible with light management systems.
- RGB LED Versions with DIRECT-DIM: adjustment also possible using a standard electrical button.
- Contact temperature <40 °C for LED versions.
- Reduced height of luminaire.
- Luminaire ready for pass-through wiring.
- Static load resistance 5000 Kg.
- All screws used are in A2 stainless steel.



Static load resistance 5000 Kg

Optics



SS
α 6°



F
α 26°-28°

Dual adjustability:
The LED, Spot and Flood optic, consisting of two independently adjustable sections (±15°), allows the luminous flux to be directed onto the objects and surfaces to be lit without any loss of light intensity for each part of the optical assembly.



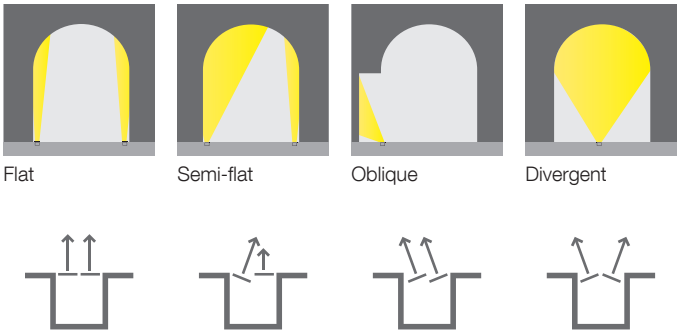

iguzzini.com code finder / download design files / save and organize favorites



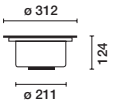

source W	lm	system W	lm	optic	code	colour
ø312 - Optic with double adjustment ±15°						
LED						
4000K - CRI 80						
12,4W	1220	**14,3W**	**769**	**6°**	**BB33**	13
12,4W	1220	**14,3W**	**682**	**28°**	**BB35**	13
3000K - CRI 80						
12,4W	1116	**14,3W**	**704**	**6°**	**BB34**	13
12,4W	1116	**14,3W**	**624**	**28°**	**BB36**	13
Optic with double adjustment ±15°						
LED						
RGB - DALI						
11,8W	500	**14W**	**195**	**26°**	**BB37**	13

Complete with electronic DALI control card.
Power supply to be ordered separately. Occupies 3 addresses.

Optic with double adjustment ±15°						
LED						
RGB - DMX						
11,8W	500	**14W**	**195**	**26°**	**BV72**	13

Complete with electronic DMX512-RDM control card.
Power supply to be ordered separately. DMX specifications require the insertion of a 120 Ohm terminating resistor (code BZQ7) to be placed between the DATA+ and DATA cables of the last product in the line.

Optical accessories	code	colour
diffuser glass	**B918**	65
Refractor for elliptical distribution	**B922**	24

Control gear	code	colour
Y cinnector with 5 poles IP68		
For the connection of the DMX or DALI signal cable and power supply cable	**BZN7**	00 for versions RGBW
End cap for connectors + 120 ohm thermal resistance	**BZQ7**	00 for RGBW versions

Power supply	code	colour
Constant current power supply unit non dimmable track DIN 120W		
VIN = 220-240VAC 50/60Hz Vout = 48V-55V IMAX = 2,5A dimensions: 40x114x125	**BZ14**	00 For BB37-BV72
Constant current power supply unit non dimmable track DIN 240W		
VIN = 220-240VAC 50/60Hz Vout = 48V-55V IMAX = 5A dimensions: 63x114x125	**BZ15**	00 For BB37-BV72
Constant current power supply unit non dimmable track DIN 480W		
VIN = 220-240VAC 50/60Hz Vout = 48V-55V IMAX = 10A dimensions: 85x128x125	**BZ16**	00 For BB37-BV72

B901



Mounting accessories	code	colour
Aluminium casing outer casing	**B901**	04
End cap for casing	**B910**	00
Suction cup	**B916**	00

Light Up
Balisage

design Gianfranco Paghera



Explore and interact with products in 3D.
thelightexperience.iguzzini.com





04
BLACK

- Floor-mounted recessed luminaire intended for use with halogen and LED light sources.
- Comprises body and frame casing.
- Stainless steel body and cast aluminium screen; EPDM black basket; tempered safety glass; lens optical system; PG13.5 cable clamp equipped with 1 m power cable with anti-transpiration device.
- High visual comfort.
- Frame casing for installation in cast aluminium and plastic.
- Static load resistance 5000 Kg.
- All external screws used are in A2 stainless steel.



radial light with unilateral emission



radial light with emission on three sides

iguzzini.com code finder / download design files / save and organize favorites



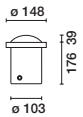

source W	source lm	system W	system lm	code colour
ø148 - Lighting from one side				
LED				
4000K - CRI 80				
3W	400	4,5W	24	**BM38** 04
3000K - CRI 80				
3W	370	4,5W	22	**BD77** 04

Class of Insulation II



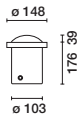

source W	source lm	system W	system lm	code colour
ø148 - Lighting from three sides				
LED				
4000K - CRI 80				
3W	400	4,5W	84	**BM39** 04
3000K - CRI 80				
3W	370	4,5W	78	**BD78** 04

Class of Insulation II

Mounting accessories	code	colour
Casing	**5935**	04

5935

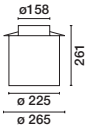

Hotel Royal Hideaway Corales Suites – Adeje, Tenerife (Spain)
Architectural Project: Leonardo Omar
Lighting project: ClickOn Studio
Engineering: Ingegneria CTA
Photo: Maxim Deknock

Technical information may change alongside technological progress. Consult iguzzini.com for ongoing updates.



Walky
Recessed Luminaire






ø 50


45X45


180x45




ø 100


90X90


270x90




ø 200


180X180

Explore and interact with products in 3D.
thelightexperience.iguzzini.com

DALI IP66 IK09

- Lighting system for walkways designed for use with LED light sources to ensure high visual comfort.
- Recessed installation.
- Comprising an optical compartment with IP66 protection rating and wall-mounted casing (to be ordered separately).
- Optical compartment in aluminium alloy with powder paint coating treatment to ensure high resistance to atmospheric agents and UV rays. Plastic closure casing in the rear part of the optical compartment.
- Complete with plastic cable gland and output cable 0.5 - 1 m long
- Grey plastic frame casing to be ordered separately
- Disposable polystyrene casings

are available to create casing seats for applications in concrete walls finished afterwards with plaster or tiles.

- Tempered frosted sodium-calcium safety glass.
- Luminaire without visible screws with anti-vandalism system involving a key to open access to the rear wiring compartment (supplied in the packaging) for circular ø200 ø100mm, square 180x180mm 90x90mm and rectangular 270x90mm versions. Quick fitting rear opening system for circular ø50, square 45x45 and rectangular 180x45mm versions.
- Versions with integrated 220 ÷ 240 Vac On-Off power supply, with DALI or Emergency power supply (circular Ø200 mm, square 180x180 mm) and versions with 24Vdc remote power supply (circular Ø100 / Ø50mm, square 90x90 and 45x45mm and rectangular 270x90 / 180x45 mm).
- Protection against over-voltages (220 ÷ 240Vac versions): 2kV in Common Mode (CM), 1kV in Differential Mode (DM).
- Ambient operating temperature: Ta -30°C +50°C for 24Vdc versions Ta -20°C +50°C for 220-240Vac versions (On-Off- DALI) Ta 0°C +40°C for 220-240Vc versions in emergency
- All external screws used are in A2 stainless steel.



The product can only be opened using a special key for protection against vandalism



Installation without needing tools for ø50mm, 45x45mm and 180x45mm versions



IP66 protection class.



Micro flap that perfectly covers the thickness of the frame casing

Lighting distribution
The high performance of this product ensures a uniform level of illumination over the entire horizontal surface.

Lux values refer to Walky ø 200 mm or 180x180 mm versions installed at a height of 700 mm from the ground.

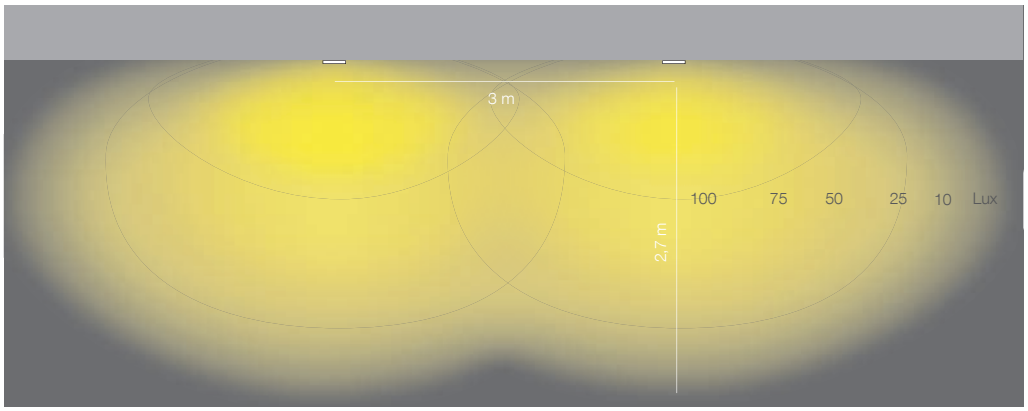

Horizontal excellence
The new optic that distributes light horizontally, precisely from the base of the wall where the product is installed.

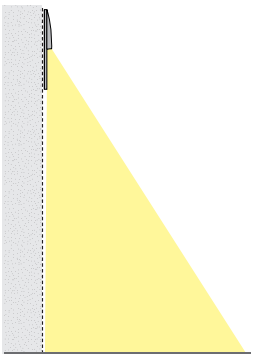

iGuzzini solution

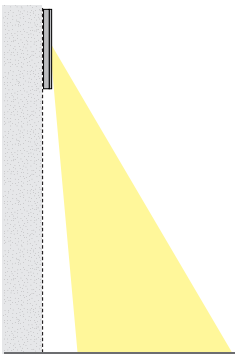

Other products

Versions

System for residential areas
page 732



Wall-mounted
page 788



Walky
Recessed Luminaire

Installation on building/construction materials



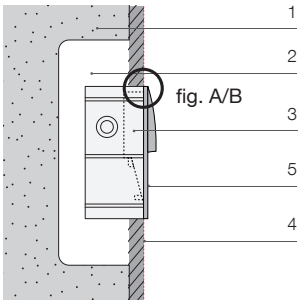

Reinforced concrete wall with an plaster/tile finish
1. Structural element in reinforced concrete
2. Housing for the frame casing with polystyrene formwork
3. Frame casing (figure B) with removable plug
4. Finishing (plaster or tile)
5. Walky device with micro flap (figure A)



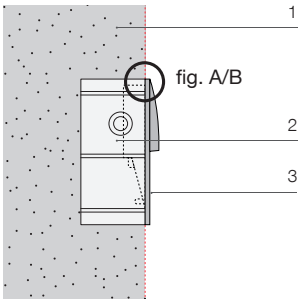

Reinforced concrete wall with bare face finish
1. Structural element in reinforced concrete
2. Frame casing (figure B) with removable plug
3. Walky device with micro flap (figure A)



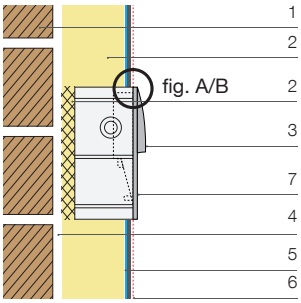

Brick wall with insulation and plaster finish
1. Structural element in perforated bricks
2. Standard insulating panel and additional insulating panels
3. Frame casing (figure B) with removable plug
4. Mortar
5. Net and scraping with mortar (about 10mm)
6. Finishing (plaster)
7. Walky device with micro flap (figure A)



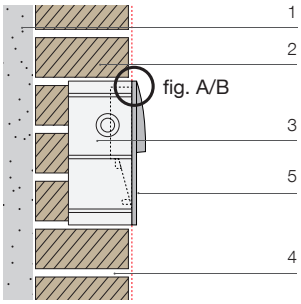

Solid brick wall with bare face finish
1. Reinforcement element of variable thickness (concrete, bricks, ..)
2. Structural element in solid bricks
3. Frame casing (figure B) with removable plug
4. Mortar
5. Walky device with micro flap (figure A)



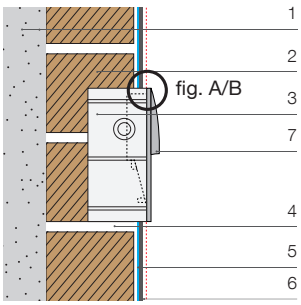

Brick wall and plaster finish
1. Reinforcement element (concrete, bricks, ..)
2. Structural element in perforated bricks
3. Frame casing (figure B) with removable plug
4. Mortar
5. Net and scraping with mortar
6. Finishing (plaster)
7. Walky device with micro flap (figure A)

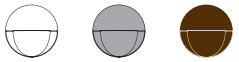

01 WHITE | 15 GREY | F5 RUST BROWN

Suggestions for installation heights

h = recommended installation height (from the ground) for correct lighting

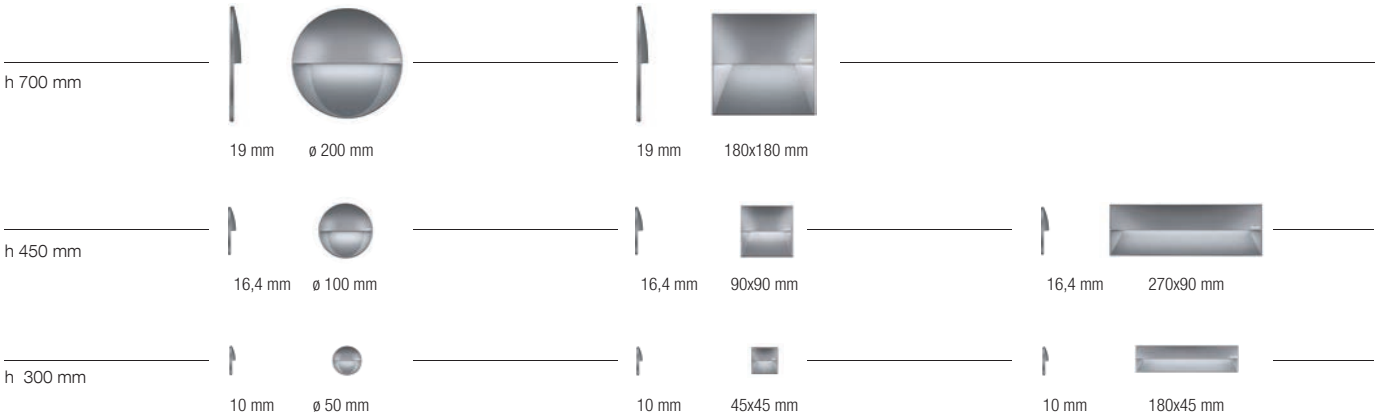

Easy installation and composition

In the recessed luminaire version, the product comprises a polystyrene formwork (when required), plastic frame casing, aluminium plug and Walky lighting device to be ordered separately



Polystyrene formwork | Frame casing to be ordered separately. | Lighting body

iguzzini.com code finder / download design files / save and organize favorites

4000K versions on request





source W	lm	system W	lm	optic	code colour
LED					
3000K - CRI 80 - PWM					
1,3W	145	**1,4W**	**26**	**AL**	**EI29** 01-15-F5
2700K - CRI 80 - PWM					
1,3W	135	**1,4W**	**24**	**AL**	**EI30** 01-15-F5

24Vdc.
Power supply to be ordered separately.
Installation accessory to be ordered separately.



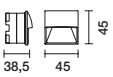

source W	lm	system W	lm	optic	code colour
LED					
3000K - CRI 80 - PWM					
1,3W	145	**1,4W**	**26**	**AL**	**EI38** 01-15-F5
2700K - CRI 80 - PWM					
1,3W	135	**1,4W**	**24**	**AL**	**EI39** 01-15-F5

24Vdc.
Power supply to be ordered separately.
Installation accessory to be ordered separately.



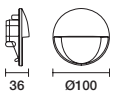

source W	lm	system W	lm	optic	code colour
LED					
3000K - CRI 80 - PWM					
3,2W	530	**4,6W**	**186**	**AL**	**EI26** 01-15-F5
2700K - CRI 80 - PWM					
3,2W	510	**4,6W**	**179**	**AL**	**EI27** 01-15-F5

24Vdc.
Power supply to be ordered separately.
Installation accessory to be ordered separately.



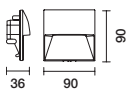

source W	lm	system W	lm	optic	code colour
LED					
3000K - CRI 80 - PWM					
3,2W	530	**4,6W**	**186**	**AL**	**EI35** 01-15-F5
2700K - CRI 80 - PWM					
3,2W	510	**4,6W**	**179**	**AL**	**EI36** 01-15-F5

24Vdc.
Power supply to be ordered separately.
Installation accessory to be ordered separately.

Class III products: certifications are assured only when using the electronic power supplies and drivers indicated in the catalogue.

Technical information may change alongside technological progress. Consult iguzzini.com for ongoing updates.

Walky
Recessed Luminaire


01 WHITE


15 GREY


F5 RUST BROWN

iguzzini.com code finder / download design files / save and organize favorites

4000K versions on request



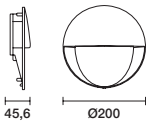

source		system			
W	lm	W	lm	optic	code colour
LED					
3000K - CRI 80					
9,9W	1550	**11,5W**	**667**	**AL**	**EI23** 01-15-F5
2700K - CRI 80					
9,9W	1500	**11,5W**	**645**	**AL**	**EI24** 01-15-F5

220÷240Vac
Class of Insulation I
Outer casing to be ordered separately
Installation accessory to be ordered separately



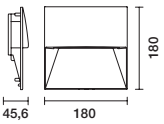

source		system			
W	lm	W	lm	optic	code colour
LED					
3000K - CRI 80					
9,9W	1550	**11,5W**	**636**	**AL**	**EI32** 01-15-F5
2700K - CRI 80					
9,9W	1500	**11,5W**	**615**	**AL**	**EI33** 01-15-F5

220÷240Vac
Class of Insulation I
Installation accessory to be ordered separately.



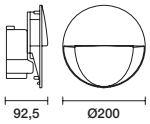

source		system			
W	lm	W	lm	auton.rech.	code colour
LED					
3000K - CRI 80 - DALI					
9,9W	1550	**11,7W**	**667**		**EI56** 01-15-F5
2700K - CRI 80 - DALI					
9,9W	1500	**11,7W**	**645**		**EI57** 01-15-F5

220÷240Vac
Class of Insulation I
Installation accessory to be ordered separately.

Always-on for emergency light (SA)

LED					
3000K - CRI 80 - On/off					
9,9W	1550	**11,5W**	**667**	**3h**	**24h** **EI50** 01-15-F5
2700K - CRI 80 - On/off					
9,9W	1500	**11,5W**	**645**	**3h**	**24h** **EI51** 01-15-F5

220÷240Vac.
Class of Insulation I
Permanent emergency light
Installation accessory to be ordered separately.
These codes can be used at a minimum environment temperature of 0°C



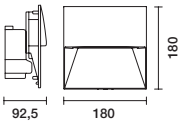

source		system			
W	lm	W	lm	auton.rech.	code colour
LED					
3000K - CRI 80 - DALI					
9,9W	1550	**11,7W**	**636**		**EI59** 01-15-F5
2700K - CRI 80 - DALI					
9,9W	1500	**11,7W**	**615**		**EI60** 01-15-F5

220÷240Vac
Class of Insulation I
Installation accessory to be ordered separately.

Always-on for emergency light (SA)

LED					
3000K - CRI 80 - On/off					
9,9W	1550	**11,5W**	**636**	**3h**	**24h** **EI53** 01-15-F5
2700K - CRI 80 - On/off					
9,9W	1500	**11,5W**	**615**	**3h**	**24h** **EI54** 01-15-F5

220÷240Vac.
Class of Insulation I
Permanent emergency light
Installation accessory to be ordered separately.
These codes can be used at a minimum environment temperature of 0°C



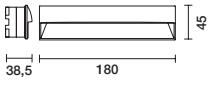

source		system			
W	lm	W	lm	optic	code colour
LED					
3000K - CRI 80 - PWM					
4,5W	550	**5,2W**	**98**	**AL**	**EI47** 01-15-F5
2700K - CRI 80 - PWM					
4,5W	510	**5,2W**	**90**	**AL**	**EI48** 01-15-F5

24Vdc.
Power supply to be ordered separately.
Installation accessory to be ordered separately.



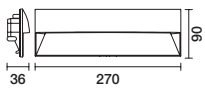

source		system			
W	lm	W	lm	optic	code colour
LED					
3000K - CRI 80					
9W	1420	**10W**	**298**	**AL**	**EI41** 01-15-F5
2700K - CRI 80					
9W	1315	**10W**	**275**	**AL**	**EI42** 01-15-F5

220÷240Vac
Class of Insulation I
Installation accessory to be ordered separately.



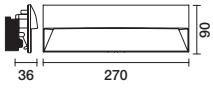

source		system			
W	lm	W	lm	optic	code colour
LED					
3000K - CRI 80 - PWM					
9W	1430	**10,5W**	**300**	**AL**	**EI44** 01-15-F5
2700K - CRI 80 - PWM					
9W	1325	**10,5W**	**277**	**AL**	**EI45** 01-15-F5

24Vdc.
Power supply to be ordered separately.
Installation accessory to be ordered separately.





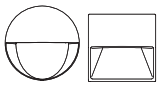





Mounting accessories	code	colour	code	colour	code	colour	code	colour	code	colour
Opening key	---	---	**X421**	13	**X420**	13	---	---	**X421** **X420**	13 13
Plastic casing										
square	**X333**	15	**X332**	15	**X331**	15	---	---	---	---
rectangular	---	---	---	---	---	---	**X335**	15	**X334**	15
round	**X330**	15	**X329**	15	**X328**	15	---	---	**X328**	15
Disposable polystyrene precast outer-casing mouldIpIFor concrete, plastered surfaces and tiles applications										
rectangular	---	---	---	---	---	---	**X345** 00 For X335		**X344** 00 For X334	
round/square	**X343** 00 For X333-X330		**X342** 00 For X332-X329		**X341** 00 For X331-X328		---	---	**X341** 00 For X331-X328	

Casing measurements

X330



d = 65 mm
ø = 55,5 mm

X333



d = 65 mm
⍁ = 54,5 mm

X329

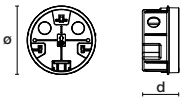

d = 54,5 mm
ø = 102,5 mm

X332

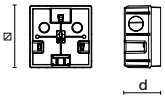

d = 54,5 mm
⍁ = 93 mm

X328

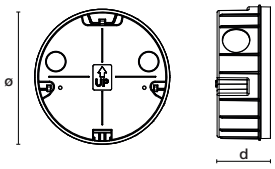

d = 80 mm
ø = 202,5 mm

X331

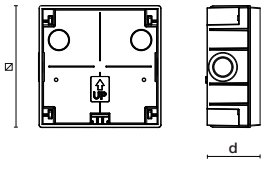

d = 80 mm
⍁ = 184 mm

X335

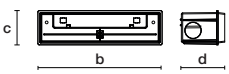

d = 53,5 mm
b = 186,5 mm
c = 51,5 mm

X334

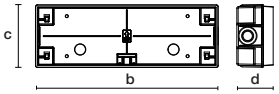

d = 75 mm
b = 274 mm
c = 94 mm

Walky
Recessed Luminaire


ø50 45x45


ø100 90x90

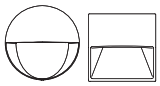
ø200 180x180


180x45


270x90

Interfaces & remote units	code	colour	code	colour	code	colour	code	colour	code	colour
 4-channel LED Driver with DALI-DMX 720W controller										
VIN=12÷48Vdc VOUT=5-12-24-48V	**9639**	00	**9639**	00	**---**	---	**9639**	00	**9639**	00
 PWM interface with DALI monochromatic LED dimmer 120W 24Vdc	**MWP3**	00	**MWP3**	00	**---**	---	**MWP3**	00	**MWP3**	00

Control gear	code	colour	code	colour	code	colour	code	colour	code	colour
 IP67 box for power supply										
dim. 140x230x95h (6PG)	**9582**	00	**9582**	00	**---**	---	**9582**	00	**9582**	00
dim. 280x190x130h (10PG)	**BZ33**	00	**BZ33**	00	**---**	---	**BZ33**	00	**BZ33**	00
 2-way junction connector - IP68	**---**	---	**---**	---	**X188**	00	**---**	---	**X188**	00
 Sealed connector kit IP68	**---**	---	**9581**	04	**---**	---	**9581**	04	**9581**	04 For 24Vdc versions

Power supply	code	colour	code	colour	code	colour	code	colour	code	colour
 Electronic constant tension power supply 50W 24V										
Iout=2A dim. 225x60x36h	**MWK4**	00	**MWK4**	00	**---**	---	**MWK4**	00	**MWK4**	00
 Electronic constant tension power supply 70W 24V										
IOUT=2,9A dim. 225x60x36h	**MWK5**	00	**MWK5**	00	**---**	---	**MWK5**	00	**MWK5**	00
 Constant current power supply unit non dimmable IP67 40W										
VIN =90-305VAC 50/60Hz Vout = 24V IMAX = 1,67A dimensions:171x61,5x36,8	**X182**	00	**X182**	00	**---**	---	**X182**	00	**X182**	00
 Constant current power supply unit non dimmable IP67 80W										
VIN =90-305VAC 50/60Hz Vout = 24V IMAX = 3,4A dimensions:195,6x61,5x38,8	**X183**	00	**X183**	00	**---**	---	**X183**	00	**X183**	00
 Constant current power supply unit non dimmable IP67 120W										
VIN =90-305VAC 50/60Hz Vout = 24V IMAX = 5A dimensions:220x68x38,8	**X184**	00	**X184**	00	**---**	---	**X184**	00	**X184**	00
 Constant current power supply unit non dimmable IP67 185W										
VIN =90-305VAC 50/60Hz Vout = 24V IMAX = 7,8A dimensions:228x68x38,8	**X185**	00	**X185**	00	**---**	---	**X185**	00	**X185**	00

24V IP67 DALI power supplies available. For more information see the online catalog.

	ø50	45x45	ø100	90x90	ø200	180x180	180x45	270x90
Power supply	**code**	**colour**	**code**	**colour**	**code**	**colour**	**code**	**colour**	**code**	**colour**	**code**	**colour**
 Constant current power supply unit non dimmable IP67 240W VIN =90-305VAC 50/60Hz Vout = 24V IMAX = 10A dimensions:244,2x90x43,8	**X186**	00	**X186**	00	**---**	---	**X186**	00	**X186**	00
 Constant current power supply unit non dimmable IP67 320W VIN =90-305VAC 50/60Hz Vout = 24V IMAX = 13,34A dimensions:252x90x43,8	**X187**	00	**X187**	00	**---**	---	**X187**	00	**X187**	00
 Constant current power supply unit DALI IP20 100W VIN = 220-240VAC 50/60Hz Vout = 24VDC IMAX = 4,16A dimensions: 295x43x30	**MZ15**	00	**MZ15**	00	**---**	---	**MZ15**	00	**MZ15**	00
 Constant current power supply unit IP20 96W VIN = 120-277VAC 50/60Hz Vout = 24VDC IMAX = 4A dimensions: 300x40x22	**MZ14**	00	**MZ14**	00	**---**	---	**MZ14**	00	**MZ14**	00
 Constant current power supply unit non dimmable track DIN 120W VIN = 90-240VAC 50/60Hz Vout = 24V IMAX = 5A dimensions: 40x114x125	**BZK0**	00	**BZK0**	00	**---**	---	**BZK0**	00	**BZK0**	00
 Constant current power supply unit non dimmable track DIN 240W VIN = 90-240VAC 50/60Hz Vout = 24V IMAX = 10A dimensions: 63x114x125	**9912**	00	**9912**	00	**---**	---	**9912**	00	**9912**	00
 Constant current power supply unit non dimmable track DIN 10W VIN = 220-240VAC 50/60Hz Vout = 24V IMAX = 0,4A dimensions: 18x68x93	**9908**	00	**9908**	00	**---**	---	**9908**	00	**---**	---
 Constant current power supply unit non dimmable track DIN 24W VIN = 220-240VAC 50/60Hz Vout = 24V IMAX = 1A dimensions: 35x68x94	**9909**	00	**9909**	00	**---**	---	**9909**	00	**9909**	00
 Constant current power supply unit non dimmable track DIN 72W VIN = 220-240VAC 50/60Hz Vout = 24V IMAX = 3A dimensions: 70x68x94	**9910**	00	**9910**	00	**---**	---	**9910**	00	**9910**	00
 Constant current power supply unit non dimmable track DIN 96W VIN = 220-240VAC 50/60Hz Vout = 24V IMAX = 4A dimensions: 93x66x105	**9911**	00	**9911**	00	**---**	---	**9911**	00	**9911**	00
 Constant current power supply unit non dimmable track DIN 480W VIN = 90-240VAC 50/60Hz Vout = 24V IMAX = 20A dimensions: 86x129x125	**BZK1**	00	**BZK1**	00	**---**	---	**BZK1**	00	**BZK1**	00

iRound

design Maurizio Varratta





ø 140 mm



ø 228 mm

Explore and interact with products in 3D.
thelightexperience.iguzzini.com

Opti Beam | h | IP66 | IK07 | 03 | F

- Direct light luminaire intended for use with LED light sources.
- Ceiling-mounted recessed luminaire.
- High visual comfort.
- Comprises an optical compartment (circular), frame, side components box and casing to be ordered separately as required.
- Optical compartment and frame in aluminium alloy; hardened calcium sodium sealing glass mounted with silicone on the frame 99.96% super-pure aluminium reflectors; side box for components and upper closure cap in plastic (small body) or aluminium alloy (large body); complete with a silicone internal gasket to guarantee water tightness.
- Frame casing in pre-galvanized, black painted sheet steel for concrete ceilings complete with end cap and threaded bar.
- Versions are available with multiwatt reactors.
- Adjustable optics.
- Reduced height of luminaire.
- Luminaire ready for pass-through wiring.
- All external screws used are in A2 stainless steel.



Installation on false ceiling from 5 to 60 mm



Safety cable



Installation on concrete

Optics



M α 16°

F α 38°

WF α 54°

WW

E*

* Elliptical optics are obtained by installing the specific accessory.

The accessories allow the features of the lighting produced by the single luminaire to be altered, for highly professional lighting effects.
The combination of filters allows the chromatic characteristics of the source to be modified in order to enhance illuminated objects or settings.



Optical compartment and frame in aluminium alloy



Refractor for elliptical distribution of the luminous flux

Prismatic diffuser glass





Diffuser Filter



The cover in stainless steel overlaps the front frame in aluminium to ensure better formal purity.

iguzzini.com code finder / download design files / save and organize favorites



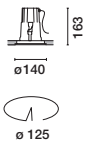

source		system			
W	lm	W	lm	optic	code colour
ø140 - Fixed optic - C.o.B.					
LED					
4000K - CRI 80					
12W	1800	**13,5W**	**1350**	**16°**	**BV26** 15
12W	1800	**13,5W**	**1367**	**38°**	**BV28** 15
3000K - CRI 80					
12W	1750	**13,5W**	**1313**	**16°**	**BV27** 15
12W	1750	**13,5W**	**1329**	**38°**	**BV29** 15

Complete with power supply and exit cable.



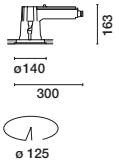

source		system			
W	lm	W	lm	optic	code colour
ø140 - Fixed optic - C.o.B.					
LED					
4000K - CRI 80 - DALI					
19W	2800	**21,6W**	**2100**	**16°**	**BV30** 15
19W	2800	**21,6W**	**2126**	**38°**	**BV32** 15
3000K - CRI 80 - DALI					
19W	2700	**21,6W**	**2025**	**16°**	**BV31** 15
19W	2700	**21,6W**	**2050**	**38°**	**BV33** 15

Complete with box with power supply and two cable inlets for pass-through wiring.



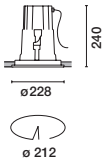

source W	source lm	system W	system lm	optic	code colour
ø228 - Fixed optic - C.o.B.					
LED					
4000K - CRI 80					
23W	3700	**26,8W**	**2960**	**16°**	**BV36** 15
23W	3700	**26,8W**	**2813**	**54°**	**BV38** 15
3000K - CRI 80					
23W	3600	**26,8W**	**2880**	**16°**	**BV37** 15
23W	3600	**26,8W**	**2737**	**54°**	**BV39** 15

Complete with power supply and exit cable.



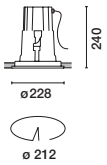

source W	source lm	system W	system lm	optic	code colour
ø228 - Wall washer - C.o.B.					
LED					
4000K - CRI 80					
23W	3700	**26,8W**	**2183**	**WW**	**BV40** 15
3000K - CRI 80					
23W	3600	**26,8W**	**2124**	**WW**	**BV41** 15

Complete with power supply and exit cable.



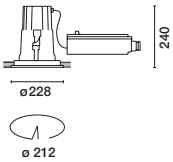

source W	source lm	system W	system lm	optic	code colour
ø228 - Fixed optic - C.o.B.					
LED					
4000K - CRI 80 - DALI					
31W	4600	**34,1W**	**3497**	**54°**	**BV42** 15
3000K - CRI 80 - DALI					
31W	4500	**34,1W**	**3421**	**54°**	**BV43** 15

Complete with box with power supply
and two cable inlets for pass-through wiring.





Optical accessories	code	colour	code	colour
Diffuser Filter	**MW86**	65	**4493**	65 Wall Washer optic excluded
Refractor for elliptical distribution	**MW85**	24	**X009**	24
Refractor for elliptical distribution	**MW84**	24	**4492**	24 Wall Washer optic excluded

Control gear	code	colour	code	colour
2-way connector with 2 pole terminal	**BZH0**	00 For BV26-BV27-BV28-BV29-BV36-BV37-BV38-BV39-BV40-BV41	**BZH0**	00 For BV26-BV27-BV28-BV29-BV36-BV37-BV38-BV39-BV40-BV41
Junction box for pole mounted mutliple-wiring	**1180**	15	**1180**	15

Mounting accessories	code	colour	code	colour
Safety cable L=2000	**MWK6**	00	**MWK6**	00
Case for concrete ceilings. Granulometry suggested for the aggregates used in concrete 0÷25 mm	**MW87**	04	**MW89**	04
Stainless steel frame	**MW83**	13	**MW88**	13

S32 – Fintech District – Milan, Italy
Client: Gruppo Banca Sella
Architectural and Lighting Project: Lombardini 22
Photo: Luca Petrucci

Technical information may change alongside technological progress. Consult iguzzini.com for ongoing updates.

pinterest.com/iguzzini



Laser Blade InOut





83x49 mm



158x49 mm



291x49 mm



423x49 mm

Explore and interact with products in 3D.
thelightexperience.iguzzini.com

Opti Beam | IP65 | IK06

- Recessed luminaire on false ceilings with 1 to 25 mm thickness or concrete ceilings using specific frame casing.
- Possibility of flush ceiling installation on false ceilings of 12.7 mm or 15 mm in thickness using an accessory.
- Main body with radiant surface in die-cast aluminium; extruded aluminium frame with silk-screened protection glass.
- Version available with black frame.
- High-definition Opti Beam optics made of metallised thermoplastic material, integrated in the innovative black antiglare screen that defines emission with luminance control UGR<19.
- The special configuration of the optical system delivers a precise circular distribution without a spotting effect.
- High visual comfort.
- Installation without tools.

Optics



S α 12°
F α 30°
WF α 48°

47
WHITE/BLACK

74
GREY/BLACK

Installations

Frame recessed luminaire





Flush-ceiling recessed luminaire







Flush installation on plasterboard false ceilings is achieved by using the specific accessory frame.

Laser Blade XS, Laser Blade, Laser Blade L and Laser Blade XL versions are described on page 102
Laser Blade InOut wall/ceiling versions can be consulted on page 760

iguzzini.com code finder / download design files / save and organize favorites



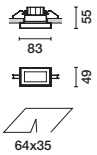

source W	lm	system W	lm	optic	code colour
LED					
4000K - CRI 95					
4,1W	370	**4,1W**	**270**	**30°**	**BX55** 47-74
3000K - CRI 90					
4,1W	370	**4,1W**	**270**	**30°**	**BX56** 47-74
2700K - CRI 95					
4,1W	340	**4,1W**	**248**	**30°**	**BX57** 47-74

Class of Insulation III
Power supply to be ordered separately



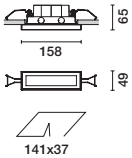

source W	lm	system W	lm	optic	code colour
LED					
4000K - CRI 95					
10W	920	**11,8W**	**699**	**48°**	**BX58** 47-74
3000K - CRI 90					
10W	920	**11,8W**	**634**	**12°**	**BX59** 47-74
10W	920	**11,8W**	**699**	**48°**	**BX60** 47-74
2700K - CRI 95					
10W	850	**11,8W**	**586**	**12°**	**BX61** 47-74
10W	850	**11,8W**	**645**	**48°**	**BX62** 47-74
4000K - CRI 95 - DALI					
10W	920	**12,5W**	**699**	**48°**	**BX63** 47-74
3000K - CRI 90 - DALI					
10W	920	**12,5W**	**634**	**12°**	**BX64** 47-74
10W	920	**12,5W**	**699**	**48°**	**BX65** 47-74
2700K - CRI 95 - DALI					
10W	850	**12,5W**	**586**	**12°**	**BX66** 47-74
10W	850	**12,5W**	**645**	**48°**	**BX67** 47-74

Complete with power supply

Class III product performances are assured only when using the electronic power supplies and drivers indicated in the catalogue.
Technical information may change alongside technological progress. Consult iguzzini.com for ongoing updates.

Laser Blade InOut

47 WHITE/BLACK

74 GREY/BLACK

iguzzini.com code finder / download design files / save and organize favorites



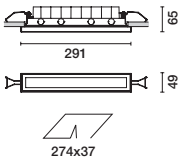

source W	source lm	system W	system lm	optic	code colour
LED					
4000K - CRI 95					
21W	1840	**24,4W**	**1397**	**48°**	**BX68** 47-74
3000K - CRI 90					
21W	1840	**24,4W**	**1267**	**12°**	**BX69** 47-74
21W	1840	**24,4W**	**1397**	**48°**	**BX70** 47-74
2700K - CRI 95					
21W	1700	**24,4W**	**1171**	**12°**	**BX71** 47-74
21W	1700	**24,4W**	**1291**	**48°**	**BX72** 47-74
4000K - CRI 95 - DALI					
21W	1840	**23,7W**	**1397**	**48°**	**BX73** 47-74
3000K - CRI 90 - DALI					
21W	1840	**23,7W**	**1267**	**12°**	**BX74** 47-74
21W	1840	**23,7W**	**1397**	**48°**	**BX75** 47-74
2700K - CRI 95 - DALI					
21W	1700	**23,7W**	**1171**	**12°**	**BX76** 47-74
21W	1700	**23,7W**	**1291**	**48°**	**BX77** 47-74

Complete with power supply



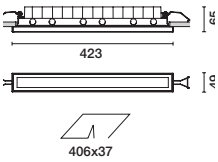

source W	source lm	system W	system lm	optic	code colour
LED					
4000K - CRI 95					
31W	2700	**35,4W**	**2050**	**48°**	**BX78** 47-74
3000K - CRI 90					
31W	2700	**35,4W**	**1860**	**12°**	**BX79** 47-74
31W	2700	**35,4W**	**2050**	**48°**	**BX80** 47-74
2700K - CRI 95					
31W	2500	**35,4W**	**1722**	**12°**	**BX81** 47-74
31W	2500	**35,4W**	**1898**	**48°**	**BX82** 47-74
4000K - CRI 95 - DALI					
31W	2700	**36,4W**	**2050**	**48°**	**BX83** 47-74
3000K - CRI 90 - DALI					
31W	2700	**36,4W**	**1860**	**12°**	**BX84** 47-74
31W	2700	**36,4W**	**2050**	**48°**	**BX85** 47-74
2700K - CRI 95 - DALI					
31W	2500	**36,4W**	**1722**	**12°**	**BX86** 47-74
31W	2500	**36,4W**	**1898**	**48°**	**BX87** 47-74

Complete with power supply

Control gear	code	colour
 Junction box IP68	**BZG8**	00
 IP67 box for power supply		
dim. 140x230x95h (6PG)	**9582**	00
 IP68 connector 5-pole	**BZS6**	04
 Y cinnector with 5 poles IP68		
For the connection of the DMX or DALI signal cable and power supply cable	**BZN7**	00
 2-way connector with 2 pole terminal IP68		
Suitable for 2x2.5 mm2 cables	**BZK6**	00
 Sealed connector kit IP68	**9581**	04

Mounting accessories	code	colour
 Outer casing complete with adapter for recessed installation on concrete ceilings	**X114**	00
For BX78-BX79-BX80-BX81-BX82-BX83-BX84-BX85-BX86-BX87	**X111**	00
For BX55-BX56-BX57	**X112**	00
For BX58-BX59-BX60-BX61-BX62-BX63-BX64-BX65-BX66-BX67	**X113**	00
For BX68-BX69-BX70-BX71-BX72-BX73-BX74-BX75-BX76-BX77		
 Frame for flush-mount installation on false ceilings in plasterboard	**X115**	00
For BX55-BX56-BX57	**X117**	00
For BX68-BX69-BX70-BX71-BX72-BX73-BX74-BX75-BX76-BX77	**X118**	00
For BX78-BX79-BX80-BX81-BX82-BX83-BX84-BX85-BX86-BX87	**X116**	00
For BX58-BX59-BX60-BX61-BX62-BX63-BX64-BX65-BX66-BX67		
 Suction cup	**9583**	00

Power supply	code	colour
 Constant current power supply unit non dimmable IP20 17W		
dim. 140x230x95h (6PG)	**MXF9**	00
 Constant current power supply unit non dimmable IP67 15W		
VIN = 220-240VAC 50/60Hz Iout = 700mA dimensions: 120x40x31	**X119**	00
Constant current power supply unit non dimmable IP67 30W		
VIN = 220-240VAC 50/60Hz Iout = 700mA dimensions: 150x40x31	**X120**	00
 Constant current power supply DALI IP20 50W		
VIN = 220-240VAC 50/60Hz Iout = 350/700/1050mA dimensions: 125x80x22	**BZM4**	00

Westin Hotel – Perth, Australia
Architectural project: Hassell
Photo: Ron Tan

Class III product performances are assured only when using the electronic power supplies and drivers indicated in the catalogue.
Technical information may change alongside technological progress. Consult iguzzini.com for ongoing updates.


pinterest.com/iguzzini



Underwater luminaires

Reliability is the first design input around which we develop solutions for applications in immersed contexts, swimming pools or aquatic installations, for hotels and residential sites.
Recessed versions are available with various types of optic and colour temperature. Versions are also available for RGB and adjustment systems to create lighting designs.

716 Underscore InOut
720 WaterApp Floodlight
722 WaterApp Recessed luminaire

Forte Michelangelo - Civitavecchia, Italy
Client: Civitavecchia, Fiumicino & Gaeta Port Authority - Port Authority Centre
Architectural and lighting project : Technical Office - Civitavecchia,
Fiumicino & Gaeta Port Authority, Ing. Giuseppe Solinas, Arch. Marco Vettraino, Geom. Vittorio Lauro,
Geom. Jacopo Turchetti, P.I. Marcello Capparella
Photo: Riccardo Budini / Looma

Underscore InOut
Top Bend 16 - Dive



Explore and interact with products in 3D.
thelightexperience.iguzzini.com

NEW DALI DMX IP68 IK10

- Linear luminaire with monochromatic (2900K-4500K), RGB or Tunable White LEDs for installation in fountains and areas around swimming pools (not indoors).
- Surface mount installation using AISI 316 stainless steel clips.
- Based on a flexible white 24Vdc circuit, with 6 lengths available: 254/504/1004/2004/3004/7004 mm
- The PWM LED circuit is fully IP68 encapsulated with a very high performance white (external) and opal (emitting surface) polymer sheath: the material allows for use and installation at a maximum temperature of 45 °C in air and 25 °C in water.
- The water must have a pH value between 7 and 8.
- Uniform lighting without visible points is assured along the entire profile of the strip as far as the terminal parts.
- Complete with a single output cable L=5000
- Complete with stainless steel wires to limit plastic deformation of the body that may otherwise damage the LED circuit.
- Resistant to seawater testing in accordance with EN60598-2-18, UV and solvents.
- IK10 impact resistance
- Contact temperature <40°.

Installation limits with clips
Immersion installation with clips is not permitted:
- in areas where direct contact with people or animals is possible;
- inside swimming pools (allowed only in surrounding areas);
- on pedestrian or vehicular surfaces.



iguzzini.com code finder / download design files / save and organize favorites

new
Available from April



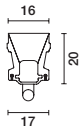

W	lm	length	code colour
2900K - 24Vdc			
LED			
2900K - CRI 80 - PWM			
2,1W	**68,8**	**254**	**EM92** 01
4,3W	**137,5**	**504**	**EM93** 01
8,5W	**275**	**1004**	**EM94** 01
17W	**550**	**2004**	**EM95** 01
25,5W	**825**	**3004**	**EM96** 01
42,5W	**1375**	**5004**	**EM97** 01

24Vdc power supply to be ordered separately.
The luminous flux [lm] and the colour temperature [K] are expressed in real values.

4500K - 24Vdc			
LED			
4500K - CRI 80 - PWM			
2,1W	**82,5**	**254**	**EM98** 01
4,3W	**165**	**504**	**EM99** 01
8,5W	**330**	**1004**	**EN00** 01
17W	**660**	**2004**	**EN01** 01
25,5W	**990**	**3004**	**EN02** 01
42,5W	**1650**	**5004**	**EN03** 01

24Vdc power supply to be ordered separately.
The luminous flux [lm] and the colour temperature [K] are expressed in real values.



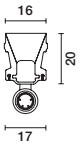

W	lm	length	code colour
RGB - 24Vdc			
LED			
RGB - CRI 80 - PWM			
2,2W	**29**	**254**	**EN04** 01
4,4W	**58**	**504**	**EN05** 01
8,8W	**116**	**1004**	**EN06** 01
17,6W	**232**	**2004**	**EN07** 01
26,4W	**348**	**3004**	**EN08** 01
44W	**580**	**5004**	**EN09** 01

24Vdc power supply to be ordered separately.
The luminous flux [lm] and the colour temperature [K] are expressed in real values.

Tunable white 2500K÷4500K - 24Vdc			
LED			
Tunable white - CRI 80 - PWM			
2,3W	**88,9**	**254**	**EN10** 01
4,6W	**177,8**	**504**	**EN11** 01
9,1W	**355,7**	**1004**	**EN12** 01
18W	**711,4**	**2004**	**EN13** 01
27W	**1067**	**3004**	**EN14** 01
46W	**1778,4**	**5004**	**EN15** 01

24Vdc power supply to be ordered separately.
The luminous flux [lm] and the colour temperature [K] are expressed in real values.



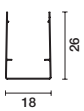

length	code colour
Stainless steel low support clip	
Module	
40	**X141** 13

For products with the side exit of the connectors.
Connector passage in the side part of the clip.
Designed for curved sections.



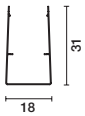

length	code colour
Stainless steel high support clip	
Module	
40	**X131** 13

With seating for hidden connector.
Allows the connector to be hidden in the lower part of the stainless steel clip.
Designed for curved sections.

Class III products: performances are assured only when using the electronic power supplies and drivers indicated in the catalogue.

Data refer to the luminous flux emitted by the system.
Technical information may change alongside technological progress. Consult iguzzini.com for ongoing updates.

Underscore InOut
Top Bend 16 - Dive

Control gear	code	colour
 IP67 box for power supply		
dim. 140x230x95h (6PG)	**9582**	00
	Unfit for power supplies 9912-BZK1-MWK4-MWK5	
dim. 280x190x130h (10PG)	**BZ33**	00
 2-way junction connector - IP68	**X188**	00
	possible connection of max. 2 outgoing cables with connectors	
 4-way junction connector - IP68	**X189**	00
	possible connection of max. 6 outgoing cables with connectors	

Interfaces & remote units	code	colour
 4-channel LED Driver with DALI-DMX 720W controller		
VIN=12÷48Vdc VOUT=5-12-24-48V	**9639**	00
 PWM interface with DALI monochromatic LED dimmer 120W 24Vdc	**MWP3**	00

Power supply	code	colour
 Electronic constant tension power supply 50W 24V		
Iout=2A dim. 225x60x36h	**MWK4**	00
 Electronic constant tension power supply 70W 24V		
IOUT=2,9A dim. 225x60x36h	**MWK5**	00
 Constant current power supply unit non dimmable IP67 40W		
VIN =90-305VAC 50/60Hz Vout = 24V IMAX = 1,67A dimensions:171x61,5x36,8	**X182**	00

Power supply	code	colour
 Constant current power supply unit non dimmable IP67 80W		
VIN =90-305VAC 50/60Hz Vout = 24V IMAX = 3,4A dimensions:195,6x61,5x38,8	**X183**	00
 Constant current power supply unit non dimmable IP67 120W		
VIN =90-305VAC 50/60Hz Vout = 24V IMAX = 5A dimensions:220x68x38,8	**X184**	00
 Constant current power supply unit non dimmable IP67 185W		
VIN =90-305VAC 50/60Hz Vout = 24V IMAX = 7,8A dimensions:228x68x38,8	**X185**	00
 Constant current power supply unit non dimmable IP67 240W		
VIN =90-305VAC 50/60Hz Vout = 24V IMAX = 10A dimensions:244,2x90x43,8	**X186**	00
 Constant current power supply unit non dimmable IP67 320W		
VIN =90-305VAC 50/60Hz Vout = 24V IMAX = 13,34A dimensions:252x90x43,8	**X187**	00
 Constant current power supply unit DALI IP20 100W		
VIN = 220-240VAC 50/60Hz Vout = 24VDC IMAX = 4,16A dimensions: 295x43x30	**MZ15**	00
 Constant current power supply unit IP20 96W		
VIN = 120-277VAC 50/60Hz Vout = 24VDC IMAX = 4A dimensions: 300x40x22	**MZ14**	00

Power supply	code	colour
 Constant current power supply unit non dimmable track DIN 120W		
VIN = 90-240VAC 50/60Hz Vout = 24V IMAX = 5A dimensions: 40x114x125	**BZK0**	00
 Constant current power supply unit non dimmable track DIN 240W		
VIN = 90-240VAC 50/60Hz Vout = 24V IMAX = 10A dimensions: 63x114x125	**9912**	00
 Constant current power supply unit non dimmable track DIN 10W		
VIN = 220-240VAC 50/60Hz Vout = 24V IMAX = 0,4A dimensions: 18x68x93	**9908**	00
 Constant current power supply unit non dimmable track DIN 24W		
VIN = 220-240VAC 50/60Hz Vout = 24V IMAX = 1A dimensions: 35x68x94	**9909**	00
 Constant current power supply unit non dimmable track DIN 72W		
VIN = 220-240VAC 50/60Hz Vout = 24V IMAX = 3A dimensions: 70x68x94	**9910**	00
 Constant current power supply unit non dimmable track DIN 96W		
VIN = 220-240VAC 50/60Hz Vout = 24V IMAX = 4A dimensions: 93x66x105	**9911**	00
 Constant current power supply unit non dimmable track DIN 480W		
VIN = 90-240VAC 50/60Hz Vout = 24V IMAX = 20A dimensions: 86x129x125	**BZK1**	00

Villa Loiseau des Sens - Saulieu, France
Architectural project: Atelier Correia Architectes & Associés
Technical Office: BIC2E
Landscape designer: Mayot & Toussaint
Photo: Didier Boy De La Tour



WaterApp
Floodlight



LMS IP68 IK08

- Direct light luminaire intended for permanent immersion applications (IP68 5 m) using LED light sources.
- Body in AISI 316L stainless steel ensuring maximum reliability over time even in extreme environments with high salinity; transparent colourless tempered sealing glass with 5 mm thickness; silicone water-tight gasket; complete with exit power supply cable L=6000 mm.
- All screws used are in A2 stainless steel.

Ottiche



M
α 22°-24°



F
α 28°
30°-34°
36°-38°



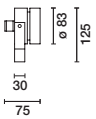

source W	source lm	system W	system lm	optic	code colour
ø83					
LED					
6500K - CRI 70					
3,1W	410	**3,1W**	**312**	**28°**	**BH83** 13
3,1W	410	**3,1W**	**298**	**38°**	**BH84** 13
RGB					
4,3W	140	**8W**	**98**	**22°**	**BH85** 13
4,3W	140	**8W**	**98**	**34°**	**BH86** 13

Power supply to be ordered separately.



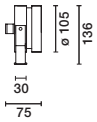

source W	source lm	system W	system lm	optic	code colour
ø105					
LED					
6500K - CRI 70					
6,2W	820	**6,2W**	**631**	**30°**	**BH89** 13
6,2W	820	**6,2W**	**605**	**36°**	**BH90** 13
RGB					
8,6W	290	**12W**	**203**	**24°**	**BH91** 13
8,6W	290	**12W**	**203**	**34°**	**BH92** 13

Power supply to be ordered separately.

Compatible with light management systems in the iGuzzini range illustrated on page 797
For system definition, refer to the instruction sheet.

installation systems and components

Power supply	code	colour
 Constant current power supply unit non dimmable IP20 8W		
VIN = 100-240VAC 50/60Hz Iout = 350mA dimensions: 68x35x21,5	**MX48**	00
 Constant current power supply unit non dimmable IP20 17W		
VIN = 220-240VAC 50/60Hz Iout = 350mA dimensions: 122x38x28	**9907**	00
 Constant current power supply DALI IP20 50W		
VIN = 220-240VAC 50/60Hz Iout = 350/700/1050mA dimensions: 125x80x22	**BZM4**	00

Power supply	code	colour
 Driver group - Class II 220-240Vac		
With DALI 350mA control interface and electronic power supply 30W 28Vdc. Uses 3 DALI addresses	**9856** For BH85-BH86	00
 DMX512-RDM Driver Group for Multichip RGB LEDs		
With DMX-RDM control interface and electronic power supply 30W 28Vdc	**X001** For BH85-BH86	00

Mounting accessories	code	colour
 Adapter disk. Allows the spotlight to be rotated and secured	**BZN2**	13

Class III product performances are assured only when using the electronic power supplies and drivers indicated in the catalogue.

WaterApp
Recessed luminaire



IP68 IK07

- IP68 10 m permanent immersion recessed luminaire for use with LED light sources.
- Body in AISI 316L stainless steel ensuring maximum reliability over time even in extreme environments with high salinity; transparent colourless tempered sealing glass with 5 mm thickness; silicone water-tight gasket; complete with exit power supply cable L=6000 mm.
- All screws used are in A2 stainless steel.

Optics



M
α 22°



F
α 28°-
32°-34°
36°-38°



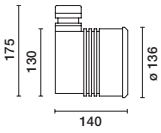

source W	lm	system W	lm	optic	code colour
ø136					
LED					
6500K - CRI 70					
3,1W	400	**3,1W**	**304**	**28°**	**BI01** 13
3,1W	400	**3,1W**	**291**	**38°**	**BI02** 13
RGB					
4,5W	140	**8W**	**98**	**22°**	**BI03** 13
4,5W	140	**8W**	**98**	**34°**	**BI04** 13

Power supply to be ordered separately.



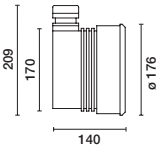

source W	lm	system W	lm	optic	code colour
ø176					
LED					
6500K - CRI 70					
9,1W	1150	**9,1W**	**847**	**28°**	**BI07** 13
9,1W	1150	**9,1W**	**870**	**36°**	**BI08** 13
RGB					
9W	340	**14W**	**238**	**22°**	**BI09** 13
9W	340	**14W**	**238**	**32°**	**BI10** 13

Power supply to be ordered separately.

components

Power supply	ø136 code	ø136 colour	ø176 code	ø176 colour
 Constant current power supply unit non dimmable IP20 8W				
VIN = 100-240VAC 50/60Hz Iout = 350mA dimensions: 68x35x21,5	**MX48**	00	**---**	---
 Constant current power supply unit non dimmable IP20 17W				
VIN = 220-240VAC 50/60Hz Iout = 350mA dimensions: 122x38x28	**9907**	00	**---**	---
 Constant current power supply DALI IP20 50W				
VIN = 220-240VAC 50/60Hz Iout = 350/700/1050mA dimensions: 125x80x22	**BZM4**	00	**BZM4**	00

Power supply	ø136 code	ø136 colour	ø176 code	ø176 colour
 Driver group - Class II 220-240Vac				
With DALI 350mA control interface and electronic power supply 30W 28Vdc. Uses 3 DALI addresses	**9856** For BI03-BI04	00	**---**	---
 DMX512-RDM Driver Group for Multichip RGB LEDs				
With DMX-RDM control interface and electronic power supply 30W 28Vdc	**X001** For BI03-BI04	00	**---**	---
Mounting accessories	**code**	**colour**	**code**	**colour**
 Aluminium outer casing for installation in masonry swimming pools	**BZL9**	04	**BZM0**	04
 Installation kit for tarpaulin swimming pools	**BZM2**	00	**BZM3**	00

The Retreat at Blue Lagoon - Grindavík, Iceland
Architectural project: Basalt Architects
Interior design: Basalt Architects and Design Group Italia
Experience design: Design Group Italia
Lighting project: Liska
Photo: Gunnar Sverrisson
page:724-725

Class III product performances are assured only when using the electronic power supplies and drivers indicated in the catalogue.







Bollards and Systems for residential areas
Highlighting routes

Light accompanies paths through the broad range of formal and lighting design solutions available.
visual comfort is extremely high thanks also to limited height, thereby ensuring pleasant and reassuring illumination. Very sturdy to withstand acts of vandalism.

728 Overview Bollards and Systems for residential areas
732 Walky
739 Lander
744 iWay
748 iTeka
750 Pencil
753 iPoint
754 Typha
755 Ellipse

168 Rue de Crimée. Artist residences - Paris, France
Architectural project: Metek Architecture - Sarah Bitter
Photo: Didier Boy De La Tour

Overview Bollards and Systems for residential areas

Bollards for public areas








Performances	**732** Walky new	**732** Walky new	**740** Lander	**744** iWay	**744** iWay	**744** iWay
Optics	AL	AL	AL/AT/ALC	Direct light / Screened light	Direct light / Screened light	Direct light / Screened light
Power W	1,4 → 11,5	1,4 → 11,5	9,8 → 26,4	24,5	6,4	24,5
Luminous flux lm	24 → 667	24 → 636	772 → 2072	840 / 965	191 / 220	788 / 905
Colour temperature K	2700/3000	2700/3000	3000	3000/4000	3000/4000	3000/4000
Installation						
Floor	●	●	●	●	●	●
Wall-mounted			●			
Accessories						
Optics and protection				C/F		C/F

Optics: ST1 Street Optic for vehicle traffic, urban and suburban areas - **ST1C** Comfort Street Optic for pedestrian urban areas
A45 Comfort Street Optic - **AL** Longitudinal Asymmetrical **ALC** Comfort Longitudinal Asymmetrical - **AT** Crossways Asymmetrical - **ATC** Comfort Crossways Asymmetrical

Accessories: C Matte screen - **D** Louvre screen - **F** Asymmetrical emission screens 180°/90°+90°

Systems for residential areas



744 iWay



748 iTeka



750 Pencil



750 Pencil



753 iPoint



754 Typha



755 Ellipse

	Direct light / Screened light	ST1 / ST1C	Direct light / Screened light	Direct light / Screened light	Diffused light	Diffused light	Direct light
	6,4	23,8	8,4 → 23	8,4 → 23	14,4	1,5 / 3,4	14 → 60
	161 / 185	2280 → 2550	170 → 575	330 → 1170	662	50	
	3000/4000	3000/4000	3000	3000	3000	4000	
	●	●	●	●	●	●	●
							●
				D			

Overview Bollards and Systems for residential areas

It's in the Optics

Horizontal illumination
Direct and perfectly distributed light over the walk-on surface for uniform illumination of paths without any upwards dispersion**.**







Directional illumination
Street-type distribution at intervals of up to 15 m thanks to the use of innovative optics with OptiSmart reflectors.
Comfort, precision and efficiency are the main features of this technology.


Optic ST1C


A45C optic







Vertical illumination
Diffused light distributed uniformly on the vertical plane to illuminate pedestrians and the surrounding environment, thereby contributing to safety.







It's in the Optics

Comfortable light
Light marks, guides and fills space without creating direct glare. Comfortable lighting to ensure psychological and visual well-being.



It's in the product

Safety
Safety is a top priority for us. Our LED bollards use materials and dissipation systems that ensure negligible surface temperatures for all parts exposed to contact.



Maximum impact protection
Up to IP66- IK10
Maximum resistance to dust penetration and protection against waves.



Duration of LEDs
The lifespan of LEDs is a given statistic. Parameters "L" and "B" describe the percentage value of the final luminous flux (L) and the confidence level expressed (B). Our new generation products always envisage B10 or B20, thereby stating extremely reliable LED lifespan values.

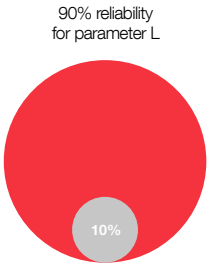

LED iGuzzini B10

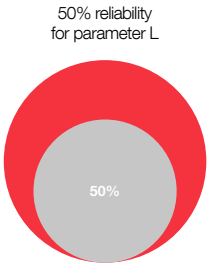

common LEDs on market B50

B10 indicates a 90% reliability level at the point the declared lifetime is reached with the luminous flux indicated

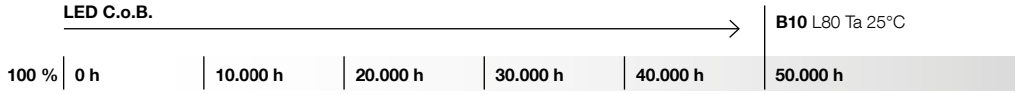





50x220 h900
for optical
compartment
ø 200



50x220 h900
for optical
compartment
180x180



40x110 h600
for optical
compartment
ø 100



40x110 h600
for optical
compartment
90x90



50x290 h600
for optical
compartment
270x90



35x57 h400
for optical
compartment
ø 50



35x57 h400
for optical
compartment
45x45



40x195 h400
for optical
compartment
180x45

Explore and interact with products in 3D.
thelightexperience.iguzzini.com

NEW DALI IP66 IK08

- Lighting system for walkways designed for use with LED light sources to ensure high visual comfort.
- Bollard installation
- Comprising an optical compartment with IP66 protection rating and bollard to be ordered separately.
- Optical compartment and bollard in aluminium alloy with powder paint coating treatment to ensure high resistance to atmospheric agents and UV rays. Plastic closure casing in the rear part of the optical compartment.
- Complete with plastic cable gland and output cable 0.5 - 1 m long
- Tempered frosted sodium-calcium safety glass.
- Optical compartment mounted on bollard by means of a single torx-type stainless steel screw (safety type).
- The bollard itself houses two stainless steel rods secured to the base, ensuring the product has high resistance to impacts.
- The bollard is anchored to the ground by means of a galvanized and painted steel mounting base.
- The bollard can be secured to the ground/paving using anchoring pads (on paving) or a mounting base and counter-plate with clamps finished with Dakromet, ensuring further assurances against corrosion (to be ordered separately).
- Walky optical compartment with built-in 220 ÷ 240Vac On-Off or 24Vdc remote power supply.
- On-Off, Dali, IP67 power supplies are available for 24Vdc versions to be ordered separately.
- Bollards are available with IP66 220 ÷ 240Vac built-in power supply for 24Vdc Walky versions (ø100, 90x90 and 270x90mm).
- Protection against over-voltages (220 ÷ 240Vac versions): 2kV in Common Mode (CM), 1kV in Differential Mode (DM).
- Ambient operating temperature: Ta -30°C +50°C for 24Vdc versions, Ta -20°C +50°C for 220-240Vac (On-Off) versions,
- All external screws used are in A2 stainless steel.

Lighting distribution
The high performance of this product ensures a uniform level of illumination over the entire horizontal surface.

Lux values refer to Walky ø 200 mm or 180x180 mm versions installed at a height of 900 mm from the ground.

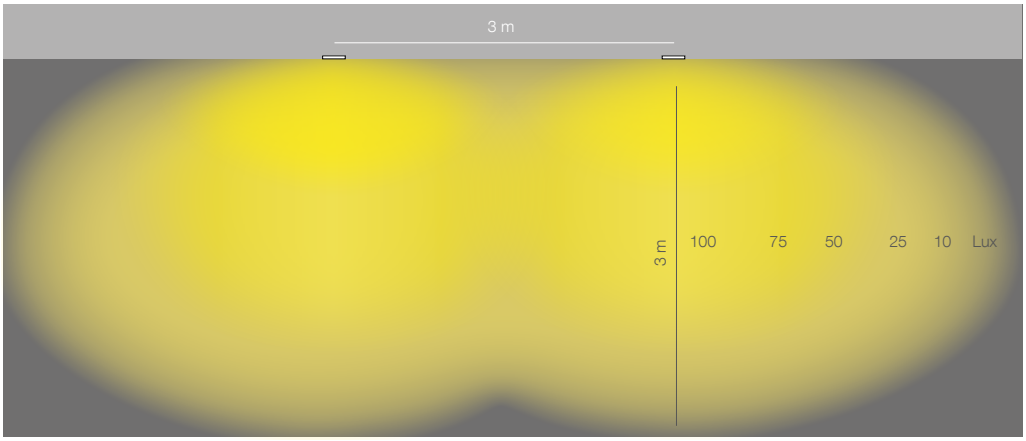

Composition
The product comprises a bollard and Walky luminaire to be ordered separately.

Bollard Lighting body



Versions

In-ground
page 698

Wall-mounted
page 788







Walky


01
WHITE


15
GREY


F5
RUST
BROWN

iguzzini.com code finder / download design files / save and organize favorites





source W lm | system W lm | optic | code colour

LED

3000K - CRI 80 - PWM

1,3W 145 **1,4W 26** **AL** **EI29** 01-15-F5

2700K - CRI 80 - PWM

1,3W 135 **1,4W 24** **AL** **EI30** 01-15-F5

24Vdc.
Power supply to be ordered separately.
Installation accessory to be ordered separately.



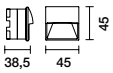

source W lm | system W lm | optic | code colour

LED

3000K - CRI 80 - PWM

1,3W 145 **1,4W 26** **AL** **EI38** 01-15-F5

2700K - CRI 80 - PWM

1,3W 135 **1,4W 24** **AL** **EI39** 01-15-F5

24Vdc.
Power supply to be ordered separately.
Installation accessory to be ordered separately.



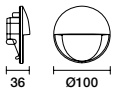

source W lm | system W lm | optic | code colour

LED

3000K - CRI 80 - PWM

3,2W 530 **4,6W 186** **AL** **EI26** 01-15-F5

2700K - CRI 80 - PWM

3,2W 510 **4,6W 179** **AL** **EI27** 01-15-F5

24Vdc.
Power supply to be ordered separately.
Installation accessory to be ordered separately.



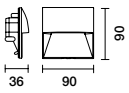

source W lm | system W lm | optic | code colour

LED

3000K - CRI 80 - PWM

3,2W 530 **4,6W 186** **AL** **EI35** 01-15-F5

2700K - CRI 80 - PWM

3,2W 510 **4,6W 179** **AL** **EI36** 01-15-F5

24Vdc.
Power supply to be ordered separately.
Installation accessory to be ordered separately.



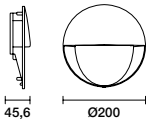

source W lm | system W lm | optic | code colour

LED

3000K - CRI 80

9,9W 1550 **11,5W 667** **AL** **EI23** 01-15-F5

2700K - CRI 80

9,9W 1500 **11,5W 645** **AL** **EI24** 01-15-F5

220÷240Vac
Class of Insulation I
Outer casing to be ordered separately
Installation accessory to be ordered separately



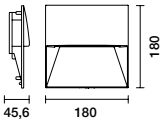

source W lm | system W lm | optic | code colour

LED

3000K - CRI 80

9,9W 1550 **11,5W 636** **AL** **EI32** 01-15-F5

2700K - CRI 80

9,9W 1500 **11,5W 615** **AL** **EI33** 01-15-F5

220÷240Vac
Class of Insulation I
Installation accessory to be ordered separately.



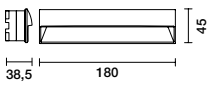

source W lm | system W lm | optic | code colour

LED

3000K - CRI 80 - PWM

4,5W 550 **5,2W 98** **AL** **EI47** 01-15-F5

2700K - CRI 80 - PWM

4,5W 510 **5,2W 90** **AL** **EI48** 01-15-F5

24Vdc.
Power supply to be ordered separately.
Installation accessory to be ordered separately.



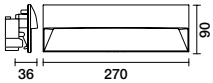

source W lm | system W lm | optic | code colour

LED

3000K - CRI 80 - PWM

9W 1430 **10,5W 300** **AL** **EI44** 01-15-F5

2700K - CRI 80 - PWM

9W 1325 **10,5W 277** **AL** **EI45** 01-15-F5

24Vdc.
Power supply to be ordered separately.
Installation accessory to be ordered separately.

new
Available from May



15 GREY



F5 RUST BROWN

new



code colour

H400 bollard for ø50 optical assembly

X439 15-F5

Power supply to be ordered separately.

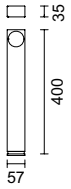

new



code colour

H400 bollard for 45x45 optical assembly

X443 15-F5

Power supply to be ordered separately.

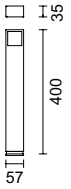

new



code colour

H600 bollard for ø100 optical assembly

X437 15-F5

X438 15-F5

X437: power supply to be ordered separately.
X438: complete with power supply. Class of Insulation II

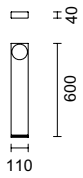

new



code colour

H600 bollard for 90x90 optical assembly

X441 15-F5

X442 15-F5

X441: power supply to be ordered separately.
X442: complete with power supply. Class of Insulation II

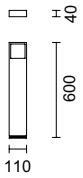

new



code colour

H900 bollard for ø200 optical assembly

X436 15-F5

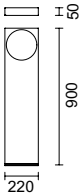

new



code colour

H900 bollard for 180x180 optical assembly

X440 15-F5

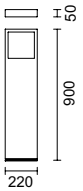

new



code colour

H400 bollard for 180x45 optical assembly

X446 15-F5

Power supply to be ordered separately.

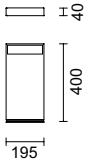

new



code colour

H600 bollard for 270x90 optical assembly

X444 15-F5

X445 15-F5

X444: power supply to be ordered separately.
X445: complete with power supply. Class of Insulation II

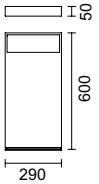

Walky

Power supply	ø50 45x45 code	colour	ø100 90x90 code	colour	ø200 180x180 code	colour	180x45 code	colour	270x90 code	colour
 Electronic constant tension power supply 50W 24V										
Iout=2A dim. 225x60x36h	**MWK4**	00	**MWK4**	00	**---**	---	**MWK4**	00	**MWK4**	00
 Electronic constant tension power supply 70W 24V										
IOUT=2,9A dim. 225x60x36h	**MWK5**	00	**MWK5**	00	**---**	---	**MWK5**	00	**MWK5**	00
 Constant current power supply unit non dimmable IP67 40W										
VIN =90-305VAC 50/60Hz Vout = 24V IMAX = 1,67A dimensions:171x61,5x36,8	**X182**	00	**X182**	00	**---**	---	**X182**	00	**X182**	00
 Constant current power supply unit non dimmable IP67 80W										
VIN =90-305VAC 50/60Hz Vout = 24V IMAX = 3,4A imensions:195,6x61,5x38,8	**X183**	00	**X183**	00	**---**	---	**X183**	00	**X183**	00
 Constant current power supply unit non dimmable IP67 120W										
VIN =90-305VAC 50/60Hz Vout = 24V IMAX = 5A dimensions:220x68x38,8	**X184**	00	**X184**	00	**---**	---	**X184**	00	**X184**	00
 Constant current power supply unit non dimmable IP67 185W										
VIN =90-305VAC 50/60Hz Vout = 24V IMAX = 7,8A dimensions:228x68x38,8	**X185**	00	**X185**	00	**---**	---	**X185**	00	**X185**	00
 Constant current power supply unit non dimmable IP67 240W										
VIN =90-305VAC 50/60Hz Vout = 24V IMAX = 10A dimensions:244,2x90x43,8	**X186**	00	**X186**	00	**---**	---	**X186**	00	**X186**	00
 Constant current power supply unit non dimmable IP67 320W										
VIN =90-305VAC 50/60Hz Vout = 24V IMAX = 13,34A dimensions:252x90x43,8	**X187**	00	**X187**	00	**---**	---	**X187**	00	**X187**	00
 IP67 75W DALI constant voltage power supply										
VIN =100-305VAC 50/60Hz Vout = 24V IMAX = 3,15A dimensions:180x63x35,5	**X452**	00	**X452**	00	**---**	---	**X452**	00	**X452**	00
 IP67 96W DALI constant voltage power supply										
VIN =200-305VAC 50/60Hz Vout = 24V IMAX = 4A dimensions:199x63x35,5	**X453**	00	**X453**	00	**---**	---	**X453**	00	**X453**	00
 IP67 150W DALI constant voltage power supply										
VIN =200-305VAC 50/60Hz Vout = 24V IMAX = 5,6A dimensions:219x63x35,5	**X454**	00	**X454**	00	**---**	---	**X454**	00	**X454**	00

For X452-X453-X454-X455-X456: refer to the instruction sheet for the minimum number of devices that can be connected.

	ø50	45x45	ø100	90x90	ø200	180x180	180x45	270x90
Power supply	**code**	**colour**	**code**	**colour**	**code**	**colour**	**code**	**colour**	**code**	**colour**	**code**	**colour**
 IP67 200W DALI constant voltage power supply VIN =200-305VAC 50/60Hz Vout = 24V IMAX = 8,4A dimensions:244x71x37,5	**X455**	00	**X455**	00	**---**	---	**X455**	00	**X455**	00
 IP67 240W DALI constant voltage power supply VIN =200-305VAC 50/60Hz Vout = 24V IMAX = 10A dimensions:244x71x37,5	**X456**	00	**X456**	00	**---**	---	**X456**	00	**X456**	00
 Constant current power supply unit DALI IP20 100W VIN = 220-240VAC 50/60Hz Vout = 24VDC IMAX = 4,16A dimensions: 295x43x30	**MZ15**	00	**MZ15**	00	**---**	---	**MZ15**	00	**MZ15**	00
 Constant current power supply unit IP20 96W VIN = 120-277VAC 50/60Hz Vout = 24VDC IMAX = 4A dimensions: 300x40x22	**MZ14**	00	**MZ14**	00	**---**	---	**MZ14**	00	**MZ14**	00
 Constant current power supply unit non dimmable track DIN 120W VIN = 90-240VAC 50/60Hz Vout = 24V IMAX = 5A dimensions: 40x114x125	**BZK0**	00	**BZK0**	00	**---**	---	**BZK0**	00	**BZK0**	00
 Constant current power supply unit non dimmable track DIN 240W VIN = 90-240VAC 50/60Hz Vout = 24V IMAX = 10A dimensions: 63x114x125	**9912**	00	**9912**	00	**---**	---	**9912**	00	**9912**	00
 Constant current power supply unit non dimmable track DIN 10W VIN = 220-240VAC 50/60Hz Vout = 24V IMAX = 0,4A dimensions: 18x68x93	**9908**	00	**9908**	00	**---**	---	**9908**	00	**---**	---
 Constant current power supply unit non dimmable track DIN 24W VIN = 220-240VAC 50/60Hz Vout = 24V IMAX = 1A dimensions: 35x68x94	**9909**	00	**9909**	00	**---**	---	**9909**	00	**9909**	00
 Constant current power supply unit non dimmable track DIN 72W VIN = 220-240VAC 50/60Hz Vout = 24V IMAX = 3A dimensions: 70x68x94	**9910**	00	**9910**	00	**---**	---	**9910**	00	**9910**	00
 Constant current power supply unit non dimmable track DIN 96W VIN = 220-240VAC 50/60Hz Vout = 24V IMAX = 4A dimensions: 93x66x105	**9911**	00	**9911**	00	**---**	---	**9911**	00	**9911**	00
 Constant current power supply unit non dimmable track DIN 480W VIN = 90-240VAC 50/60Hz Vout = 24V IMAX = 20A dimensions: 86x129x125	**BZK1**	00	**BZK1**	00	**---**	---	**BZK1**	00	**BZK1**	00

Walky

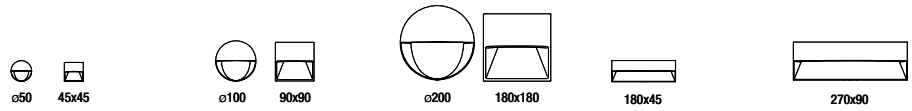

Interfaces & remote units	ø50 45x45 code	ø50 45x45 colour	ø100 90x90 code	ø100 90x90 colour	ø200 180x180 code	ø200 180x180 colour	180x45 code	180x45 colour	270x90 code	270x90 colour
4-channel LED Driver with DALI-DMX 720W controller										
VIN=12÷48Vdc VOUT=5-12-24-48V	**9639**	00	**9639**	00	**---**	---	**9639**	00	**9639**	00
PWM interface with DALI monochromatic LED dimmer 120W 24Vdc	**MWP3**	00	**MWP3**	00	**---**	---	**MWP3**	00	**MWP3**	00

Control gear	code	colour	code	colour	code	colour	code	colour	code	colour
IP67 box for power supply										
dim. 140x230x95h (6PG)	**9582**	00	**9582**	00	**---**	---	**9582**	00	**9582**	00
dim. 280x190x130h (10PG)	**BZ33**	00	**BZ33**	00	**---**	---	**BZ33**	00	**BZ33**	00
2-way junction connector - IP68	**---**	---	**---**	---	**X188**	00	**---**	---	**---**	---
Sealed connector kit IP68	**---**	---	**9581**	04	**---**	---	**9581**	04	**9581** For 24 Vdc versions	04

Mounting accessories	code	colour	code	colour	code	colour	code	colour	code	colour
Counter-plate with anchor bolts	**X449** For X443-X439	00	**X448** For X441-X442-X437-X438	00	**X447** For X440-X436	00	**X451** For X446	00	**X450** For X444-X445	00



Stavros Niarchos Foundation
Cultural Centre - Athens, Greece
Architectural project: Renzo Piano
Building Workshop
Local Architect: Betaplan
Lighting Project: Arup
Photo: Michel Denancé



Wall - Up Down Light Emission
AL Comfort and AT Comfort optics



Wall - Up Light Emission
AL and AT comfort optics



h950
AL and AT optics



h950
AL and AT optics



h650
AL and AT optics

Lander

Award
Red Dot 2017
German Design Award 2019

design Renzo Piano Building Workshop

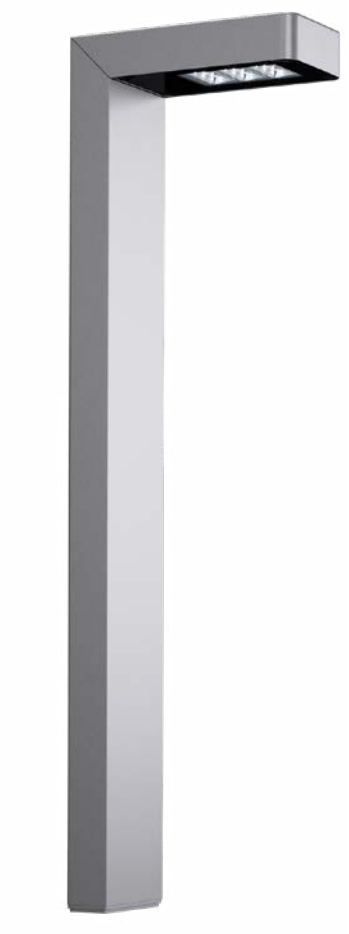

Explore and interact with products in 3D.
thelightexperience.iguzzini.com

IP66 IK08 Opti Smart

- Direct light luminaire designed for use with LED light sources.
- Bollard versions available (for horizontal and vertical lighting) as well as wall versions.
- Comprises body and optical compartment.
- Body in extruded aluminium with steel ground/wall mounting base strip.
- The body of bollard versions houses two stainless steel rods secured to the base strip ensuring high resistance to impacts and vandalism for the product
- Optical compartment and glass holder frame in die-cast aluminium. clear sodium-calcium tempered sealing glass, 5 mm thick with black screen-printing. Comfort prismatic glass with black screen printing for the wall version.
- Body and optical compartment undergo multi-step pre-treatment (degreasing, fluoro-zirconium, sealing). The subsequent painting stage involves primer and liquid acrylic paint to ensure high resistance to atmospheric agents and UV rays.
- Optical compartment complete with electronic power supply and output power supply cable.
- Versions are available with on/off power supply and DALI.
- Bollard versions complete with IP68 connection box pre-set for through-passing cables
- Asymmetrical Longitudinal (AL) and Crossways (AT) optics with Opti-smart reflectors in super-pure aluminium coated with silvery deposits ensuring high efficiency and uniform light distribution.
- High uniformity versions are available - HU (High Uniformity)
- Replaceable LED and power supplies.
- Bollard versions for horizontal lighting are "full cut-off" with high visual comfort for lighting paths and pavements. The vertical lighting version has asymmetrical optics suitable for vertical illumination of façades and walls.
- (Wall-mount versions with transparent glass for direct and indirect high performance lighting and prismatic comfort glass for direct lighting.)
- Overvoltage protection: 4kV in Common Mode (CM), 2kV in Differential Mode (DM).
- The SPD accessory (JAL6) increases overvoltage protection to 10kV/10kV (CM/DM).
- Contact temperature <45°.
- Ambient operating temperature: -30°C +50°C
- All screws used are in A2 stainless steel.

Light distributions

Longitudinal Asymmetric Optic (AL) High Uniformity (HU)
Uniform illumination of pathways and paths with a large spacing.

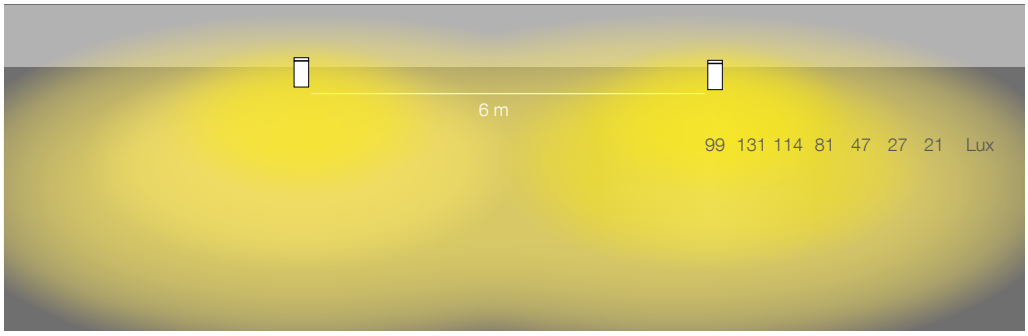

Longitudinal Asymmetric Optic (AS)
Uniform and high illumination of walkways and paths

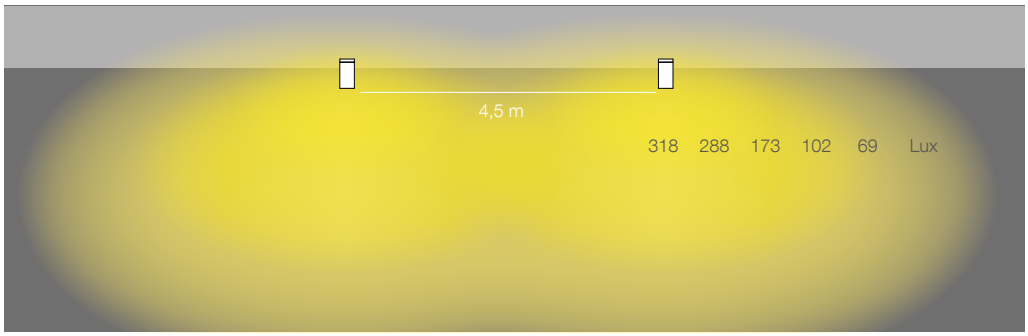

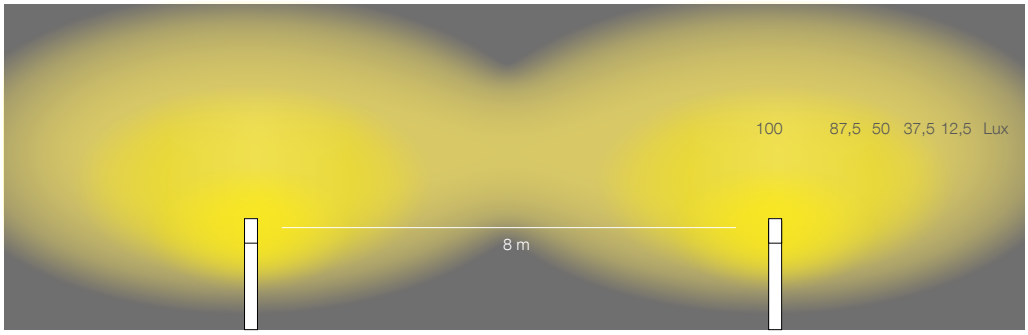

Crossways Asymmetric Optic (AT)
Uniform illumination of stairways and large areas



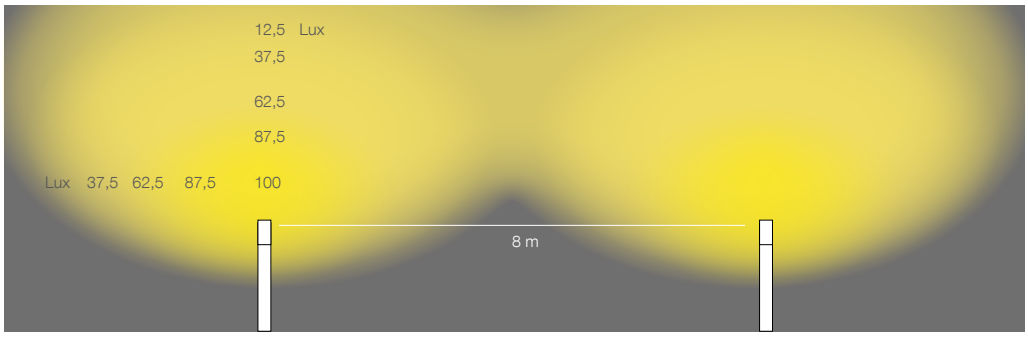

Lander



15
GREY

iguzzini.com code finder / download design files / save and organize favorites

new
Available from June



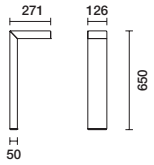

W	lm	optic	code colour
LED			
3000K - CRI 80 - DALI			
• **13,6W**	**1216**	**AL**	**ALS2** 15
• **13,6W**	**1232**	**AT**	**ALS3** 15
3000K - CRI 80 - On/off			
13,6W	**1216**	**AL**	**AKS9** 15
13,6W	**1232**	**AT**	**AKT0** 15



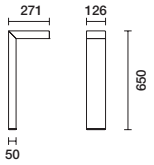

W	lm	optic	code colour
High uniformity			
LED			
3000K - CRI 80 - DALI			
9,8W	**772**	**AL**	**ALS1** 15
3000K - CRI 80 - On/off			
9,8W	**772**	**AL**	**ALS0** 15



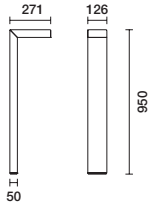

W	lm	optic	code colour
LED			
3000K - CRI 80 - DALI			
• **13,6W**	**1216**	**AL**	**ALS6** 15
• **13,6W**	**1232**	**AT**	**ALS7** 15
3000K - CRI 80 - On/off			
13,6W	**1216**	**AL**	**AKU1** 15
13,6W	**1232**	**AT**	**AKU2** 15



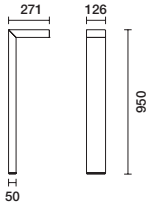

W	lm	optic	code colour
High uniformity			
LED			
3000K - CRI 80 - DALI			
9,8W	**772**	**AL**	**ALS5** 15
3000K - CRI 80 - On/off			
9,8W	**772**	**AL**	**ALS4** 15





W	lm	optic	code colour
LED			
3000K - CRI 80 - DALI			
• **26,1W**	**2072**	**AL**	**ALW0** 15
• **26,1W**	**2044**	**AT**	**ALW1** 15
3000K - CRI 80 - On/off			
26,1W	**2072**	**AL**	**AKS3** 15
26,1W	**2044**	**AT**	**AKS4** 15

Recommended for Up light applications





W	lm	optic	code colour
Comfort Optic			
LED			
3000K - CRI 80 - DALI			
• **13,6W**	**1120**	**ALC**	**ALW2** 15
• **13,6W**	**1008**	**ATC**	**ALW3** 15
3000K - CRI 80 - On/off			
13,6W	**1120**	**ALC**	**AKS5** 15
13,6W	**1008**	**ATC**	**AKS6** 15

Recommended for Down light applications



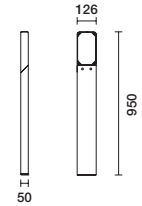

W	lm	optic	code colour
LED			
3000K - CRI 80 - DALI			
• **19,3W**	**1591**	**AL**	**ALS8** 15
• **19,3W**	**1483**	**AT**	**ALS9** 15
3000K - CRI 80 - On/off			
19,3W	**1591**	**AL**	**AKS7** 15
19,3W	**1484**	**AT**	**AKS8** 15

Data refer to system luminous flux.
Technical information may change alongside technological progress. Consult iguzzini.com for ongoing updates.

Control gear	code	colour
2-way junction connector - IP68	**X188** For AKS3-AKS4-AKS5-AKS6	00
Sealed connector kit IP68	**9581** For AKS3-AKS4-AKS5-AKS6	04
SPD (Surge Protection Device) IP67, Class 2, 10 kV	**JAL6**	00

Mounting accessories	code	colour
Counter-plate with anchor bolts	**JAL5** For AKS7-AKS8-AKS9-AKT0-AKU1-AKU2-ALS0-ALS1-ALS2-ALS3-ALS4-ALS5-ALS6-ALS7-ALS8-ALS9	00



Stavros Niarchos Foundation
Cultural Centre - Athens, Greece
Architectural project: Renzo Piano
Building Workshop
Local Architect: Betaplan
Lighting Project: Arup
Photo: Michel Denancé

Awards
IF Design Award
ADI Design Index
Innovation Technology Design

design Jean Michel Wilmotte





ø 170
h 1000



⧄ 170
h 1000



ø 170
h 610



ø 90
h 610



⧄ 170
h 610



⧄ 90
h 610



ø 170
h 250



⧄ 170
h 250

Explore and interact with products in 3D.
thelightexperience.iguzzini.com

IP66 IK10

- Direct light luminaire intended for use with metal halide lamps, compact fluorescent lamps and LED light sources.
- Installation on the ground.
- Comprises body and lamp compartment.
- High visual comfort.
- Body in extruded aluminium. low copper content die-cast aluminium alloy base for fixing to the ground; transparent polycarbonate diffuser; sheet aluminium lamp cover guard; super-pure aluminium reflector.
- Component compartment in die-cast (ø 170 mm) or extruded (ø 90 mm) aluminium; removable component-holding plate, fixed to the box by captive screws.
- Counter-plate with split bars finished with Geomet for additional protection against corrosion (can be ordered separately).
- Contact temperature <75°.
- All screws used are in A2 stainless steel.


Anti-vandalism diffuser and structure


Resistant to uprooting


Temperature <75°


Frosted screen accessory (attenuates the shadow area at the base of the bollard)

Light distributions
The iWay symmetrical optic on h1000 bollards allows considerable lighting design performance.
The 360° luminous flux can be contained or guided with special orientation screens that can restrict the emission as reduced angles or as a thin blade of light.

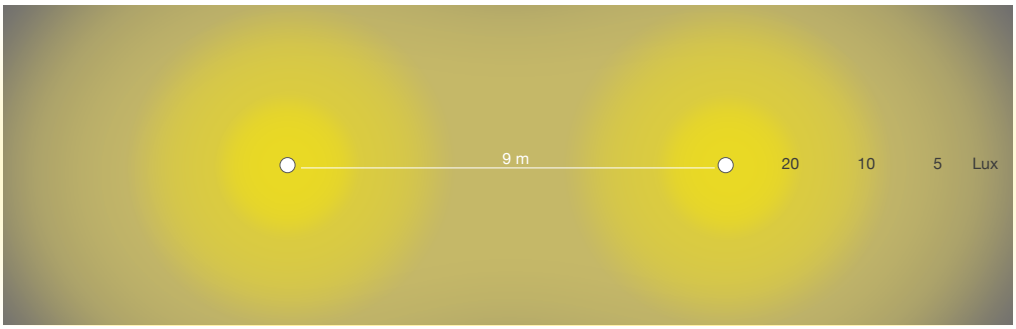


360° emission


Screen for asymmetrical 180° emission


Screen for emission 90°+90°


Screen for 180° emission + light blade



15
GREY

iguzzini.com code finder / download design files / save and organize favorites



source		system			
W	lm	W	lm	h	code colour
LED					
4000K - CRI 80					
21W	2010	**24,5W**	**965**	**250**	**BW74** 15
3000K - CRI 80					
21W	1750	**24,5W**	**840**	**250**	**BW75** 15

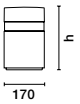



source		system			
W	lm	W	lm	h	code colour
LED					
4000K - CRI 80					
21W	2010	**24,5W**	**905**	**250**	**BW80** 15
3000K - CRI 80					
21W	1750	**24,5W**	**788**	**250**	**BW81** 15

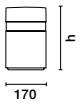



source		system			
W	lm	W	lm	h	code colour
LED					
4000K - CRI 75					
4,9W	403	**6,4W**	**220**	**610**	**BG19** 15
3000K - CRI 80					
4,9W	350	**6,4W**	**191**	**610**	**BG20** 15

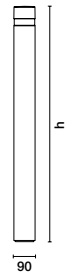



source		system			
W	lm	W	lm	h	code colour
LED					
4000K - CRI 75					
4,9W	403	**6,4W**	**185**	**610**	**BG21** 15
3000K - CRI 80					
4,9W	350	**6,4W**	**161**	**610**	**BG22** 15

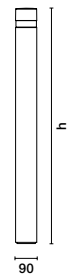



source		system			
W	lm	W	lm	h	code colour
LED					
4000K - CRI 80					
21W	2010	**24,5W**	**965**	**610**	**BW76** 15
21W	2010	**24,5W**	**965**	**1000**	**BW78** 15
3000K - CRI 80					
21W	1750	**24,5W**	**840**	**610**	**BW77** 15
21W	1750	**24,5W**	**840**	**1000**	**BW79** 15

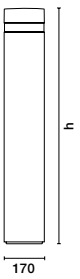



source		system			
W	lm	W	lm	h	code colour
LED					
4000K - CRI 80					
21W	2010	**24,5W**	**905**	**610**	**BW82** 15
21W	2010	**24,5W**	**905**	**1000**	**BW84** 15
3000K - CRI 80					
21W	1750	**24,5W**	**788**	**610**	**BW83** 15
21W	1750	**24,5W**	**788**	**1000**	**BW85** 15

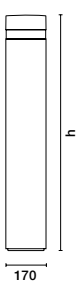

Technical information may change alongside technological progress. Consult iguzzini.com for ongoing updates.

	90x90		ø90		170x170		ø170	
Control gear	**code**	**colour**	**code**	**colour**	**code**	**colour**	**code**	**colour**
 Junction box IP68	**---**	---	**---**	---	**BZG8** For h250mm	00	**BZG8** For h250mm	00
 2-way connector with 2 pole terminal	**---**	---	**---**	---	**BZH0** For h250mm	00	**BZH0** For h250mm	00
 Cable box IP55	**---**	---	**---**	---	**B511**	00	**B511**	00
 IP66 box for pass-through cables	**B512**	00	**B512**	00	**---**	---	**---**	---
Optical accessories	**code**	**colour**	**code**	**colour**	**code**	**colour**	**code**	**colour**
 Screen for asymmetrical 180° emission	**---**	---	**---**	---	**X024**	04	**X023**	04
 Satin-finished screen	**---**	---	**---**	---	**X088**	65	**X087**	65
Mounting accessories	**code**	**colour**	**code**	**colour**	**code**	**colour**	**code**	**colour**
 Counter-plate with anchor bolts	**B514**	00	**B514**	00	**B513**	00	**B513**	00



Explore and interact with products in 3D.
thelightexperience.iguzzini.com

IP66 IK09

- Direct light luminaire designed for use with discharge, fluorescent, halogen and LED light sources.
- Bollard-mounted versions available (h = 1000-2500).
- Optical compartment and frame in die-cast aluminium; 4 mm thick transparent tempered sodium-calcium closing glass, secured to the frame with silicone; frame fixed to assembly by two AISI 304 stainless steel captive screws and two AISI 303 stainless steel hinged pins; 50 Shore silicone seal between them; super-pure aluminium reflector.
- Bollard-mounted versions comprising: support made of extruded aluminium, fastening plate and cover made of die-cast aluminium alloy.
- Dual adjustment of the optical compartment using a graduated scale and mechanical aiming lock.
- Luminaire ready for pass-through wiring.
- The luminous flux emitted in the upper hemisphere of the system in the horizontal position is null.
- All external screws used are in A2 stainless steel.

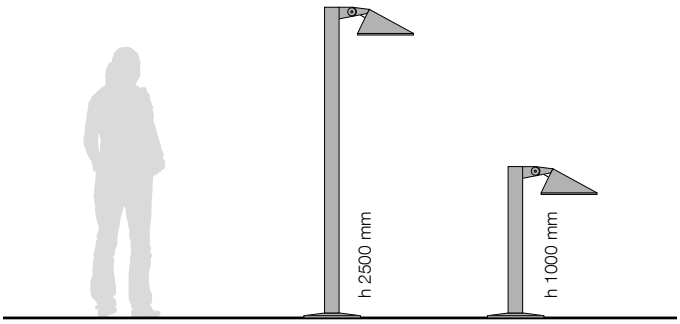

Lighting distribution
ST1 and A45 optics help achieve remarkable lighting performance on h2500 and poles.

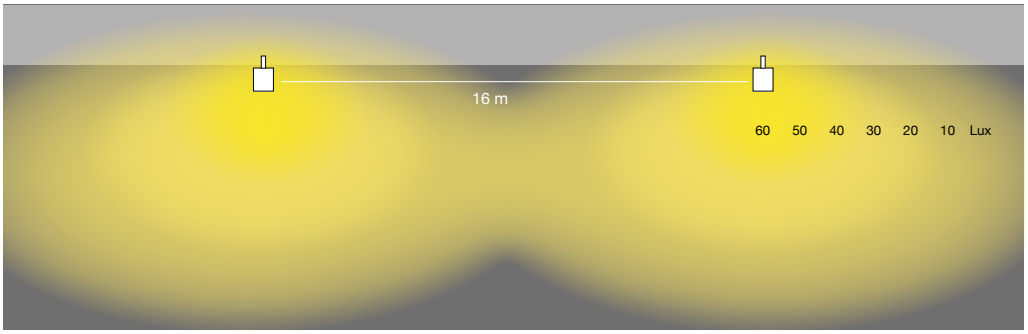

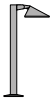

15
GREY

Versions
iTeka is available in floodlight (page 658) and pole mounted (page 484) versions



Installation on single or double pole top head
h 4000 / 5000 / 6000

Floor/wall floodlight





iguzzini.com code finder / download design files / save and organize favorites



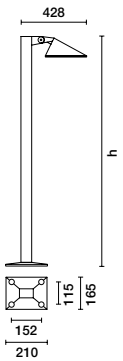

source		system			
W	lm	W	lm	h	code colour
H1000 - Floodlight complete with pole - ST1					
LED					
4000K - CRI 70					
20W	2550	**23,8W**	**2550**	**1000**	**BU42** 15
3000K - CRI 70					
20W	2470	**23,8W**	**2470**	**1000**	**BV17** 15
H2500 - Floodlight complete with pole - ST1C					
LED					
4000K - CRI 70					
20W	2360	**23,8W**	**2360**	**2500**	**BU43** 15
3000K - CRI 70					
20W	2280	**23,8W**	**2280**	**2500**	**BV18** 15

Mounting accessories	code	colour
 Counter-plate with clamps for application on concrete plinth	**B518**	00
 Installation kit for concrete, solid brick and natural stone surfaces		
for pole versions	**5596**	00

Control gear	code	colour
 IP66 box for pass-through cables	**B510**	00

Technical information may change alongside technological progress. Consult iguzzini.com for ongoing updates.

Pencil

design Jean Michel Wilmotte





ø 88
h 1170

76x203
h 1170



ø 88
h 610



76x203
h 610



ø 88
h 330



76x203
h 330

Explore and interact with products in 3D.
thelightexperience.iguzzini.com

IP66 IK10

- Direct light luminaire intended for use with LED light sources.
- Installation on the ground.
- High visual comfort.
- Body in extruded aluminium. die-cast aluminium alloy base for fixing to the ground; polycarbonate diffuser; die-cast aluminium outer cover; super-pure aluminium reflector.
- Counter-plate with split bars finished with Geomet for additional protection against corrosion (can be ordered separately).
- All accessible parts have a temperature below 50 °C.


Anti-vandalism diffuser and structure


Resistant to uprooting


Temperature <50°


Transversal louvre

Light distributions
Pencil has a circular or rectangular cross-section, its appearance strongly influenced by the vertical line of the single or double diffuser screens. They can be mono- and dual-emission with an aperture of about 120°.
The transversal louvre grille reduces upward luminous flux.
The dual-emission version with h1250 achieves high lighting performances as shown in the diagram.

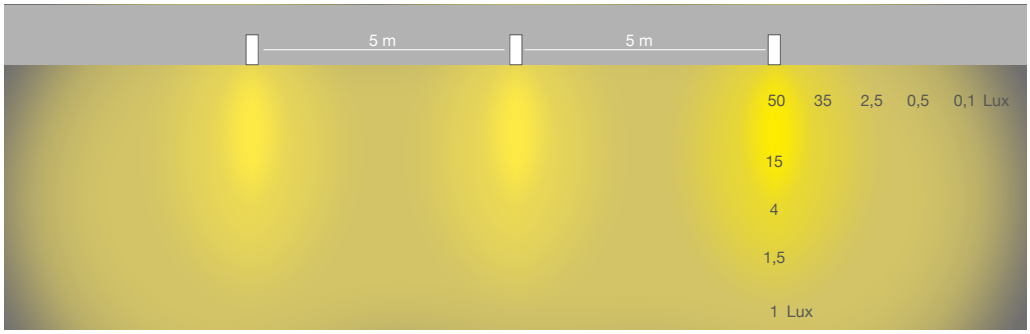


Single light emission


Double light emission


Emission with transversal louvre

Pencil

iguzzini.com code finder / download design files / save and organize favorites



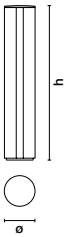

source W	lm	system W	lm	h	code colour
Single light emission					
LED					
3000K - CRI 80					
6,3W	850	**8,4W**	**170**	**330**	**BN34** 15
Complete with power supply					
Single light emission					
LED					
3000K - CRI 80					
8,8W	1250	**11W**	**288**	**610**	**BN35** 15
Complete with power supply					
Single light emission					
LED					
3000K - CRI 80					
18W	2500	**23W**	**575**	**1170**	**BN37** 15
Complete with power supply					





source W	lm	system W	lm	h	code colour
Single light emission					
LED					
3000K - CRI 80					
6,3W	850	**8,4W**	**196**	**330**	**BN39** 15
Complete with power supply					
Single light emission					
LED					
3000K - CRI 80					
8,8W	1250	**11W**	**350**	**610**	**BN40** 15
Complete with power supply					
Single light emission					
LED					
3000K - CRI 80					
18W	2500	**23W**	**700**	**1170**	**BN42** 15
Complete with power supply					

Optical accessories	ø88 code	colour	76x203 code	colour
Crossways anti-glare louvre screen				
h=330	---	---	**X034**	04
h=610	---	---	**X035**	04
h=1170	---	---	**X036**	04
Transparent screen				
h=330	---	---	**X028**	24
h=610	---	---	**X029**	24
h=1170	---	---	**X030**	24

Louvres must be installed in combination with the transparent screen

Control gear	ø88 code	colour	76x203 code	colour
IP66 box for pass-through cables	---	---	**B512** for ø 136 versions	00

Mounting accessories	code	colour	code	colour
Counter-plate with anchor bolts	---	---	**B517**	00



15
GREY

Explore and interact with products in 3D.
thelightexperience.iguzzini.com

IP66 IK06



- Diffused light luminaire intended for use with LED light sources.
- Available in walk-over versions.
- Comprising a body for components and a glass screen.
- Walk-over version: extruded aluminium external cylinder, component-holding compartment and lower base made of aluminium alloy; ground fixing base made of aluminium alloy with low copper content and high corrosion resistance. Ground/floor installation with anchoring plugs or cylindrical support made of galvanized steel complete with threaded inserts and stainless steel screws.
- All versions have an external sodium glass closure screen.
- Floor and ground installation system with counter-plate with anchor bolts and cylindrical installation system complete with screws.
- All external screws used are in A2 stainless steel.

Installations



Ground installation



Floor installation

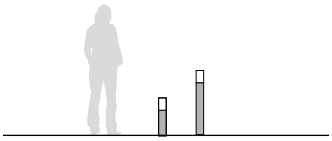

iguzzini.com code finder / download design files / save and organize favorites



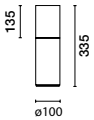

source		system			
W	lm	W	lm	h	code colour
Floor installation					
LED					
3000K - CRI 80					
10W	1350	**14,4W**	**662**	**335**	**E048** 15
LED (E27) **- TC-TSE** (E27)					
Electronic					
5/5.5W (LED)				**335**	**BE08** 15
11W (TC-TSE)					

Class of Insulation I
Complete with LED E27 lamp



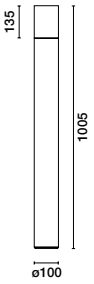

source		system			
W	lm	W	lm	h	code colour
Floor installation					
LED					
3000K - CRI 80					
10W	1350	**14,4W**	**662**	**1005**	**E049** 15
LED (E27) **- TC-TSE** (E27)					
Electronic					
5/5.5W (LED)				**1005**	**BE10** 15
11W (TC-TSE)					

Class of Insulation I

Control gear	code	colour
Sealed connector kit IP68	**9581**	04
IP66 box for pass-through cables	**B512** For BE10-E049	00

Mounting accessories	code	colour
Counter-plate with anchor bolts	**B514**	00

Typha

design Susana Jelen - Eduardo Leira

13
STEEL

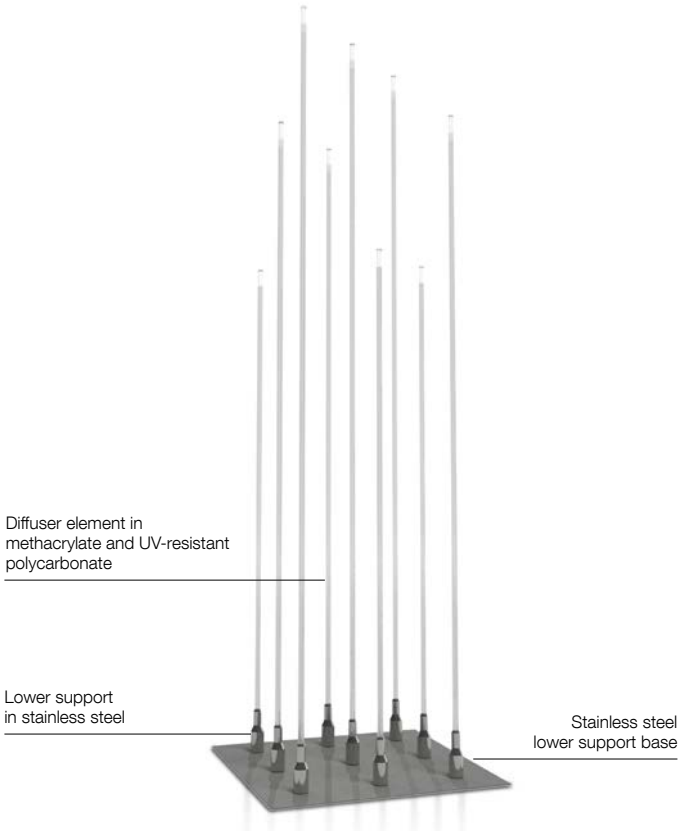

Explore and interact with products in 3D.
thelightexperience.iguzzini.com

III F IP66 IP67 IK07

- Luminaire intended for use with LED light sources.
- Comprising diffuser elements complete with lower support for multiple installation on a base or single unit with a spike.
- Diffuser elements in dual plastic tubes (methacrylate inside, polycarbonate outside); ø 16 mm, h=1500 mm.
- Lower support in stainless steel complete with 1.5 W Neutral White power LED circuit. Optic with plastic lens.

Version with spike:
- Spike in thermoplastic material; electronic power supply and terminal board included; double PG11 polyamide cable gland, suitable for cables having diameters of
- 6.5÷11.5 mm.
- IP67 IK07

Version with multiple installation base:
- Support base in stainless steel with multi-hole top plate (to be ordered separately), complete with junction box to simplify wiring.
- Electronic power supplies and relative IP housing boxes (to be ordered separately).
- Before installing the base, prepare a concrete plinth and, if necessary, also implement a drainage channel.
- All external screws used are in A2 stainless steel.
- IP66 IK07 on the visible body of the recessed luminaire after installation of the product.

iguzzini.com code finder / download design files / save and organize favorites



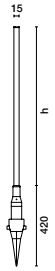

source W	lm	system W	lm	h	code colour
Ground installation					
LED					
4000K - CRI 80					
1,5W	50	**3,4W**	**50**	**1000**	**ADT0** 13
1,5W	50	**3,4W**	**50**	**1300**	**ADT1** 13
1,5W	50	**3,4W**	**50**	**1500**	**ADT2** 13

Complete with power supply and pass-through cables
Class of Insulation II



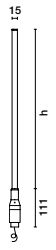

source W	lm	system W	lm	h	code colour
Installation on multiple support base					
LED					
4000K - CRI 80					
1,5W	50	**1,5W**	**50**	**1000**	**ADT3** 13
1,5W	50	**1,5W**	**50**	**1300**	**ADT4** 13
1,5W	50	**1,5W**	**50**	**1500**	**ADT5** 13

Power supply to be ordered separately
Complete with exiting cable L=3000

Power supply	code	colour
Constant current power supply unit non dimmable IP20 7W		
VIN = 100-240VAC 50/60Hz Iout =500mA dimensions: 42x40x22	**BZ98**	00
Constant current power supply unit non dimmable IP20 20W		
VIN = 220-240VAC 50/60Hz Iout = 500mA dimensions: 119x38x28	**BZA0**	00

Mounting accessories	code	colour
Multiple support base (max 9 elements) dim. 500x500x126h	**T415**	13

Control gear	code	colour
IP68 box for multiple connections		
dim. 135x82x70h	**B915**	04
Junction box IP68	**BZG8**	00

Control gear	code	colour
IP67 box for power supply		
dim. 140x230x95h (6PG)	**9582**	00
2-way connector with 2 pole terminal	**BZH0**	00
Sealed connector kit IP68	**9581**	04

Ellipse

design Luigi Massoni


01
WHITE


15
GREY


74
GREY/BLACK


Explore and interact with products in 3D.
thelightexperience.iguzzini.com



- Diffused light luminaire intended for use with LED, halogen and fluorescent light sources.
- Pole, wall and ceiling mount installation.
- External frame in die-cast aluminium; pressure-moulded glass diffuser. Aluminium reflector.
- Extruded aluminium pole.
- All screws used are in A2 stainless steel.
- IK08 (IP55 for LED versions).




Ceiling-mounted luminaire


Ceiling light with wall attachment

iguzzini.com code finder / download design files / save and organize favorites



W	code colour
Wall-mounted luminaire	
A 60 (E27) - **TC-TSE** (E27)	
60W (A 60)	**7588** 15
23W (TC-TSE)	





W	h	code colour
Ceiling-mounted luminaire		
A 60 (E27) - **TC-TSE** (E27)		
60W (A 60)	**225**	**7113** 01-74
14W (TC-TSE)		
60W (A 60)	**275**	**7116** 01-74
23W (TC-TSE)		

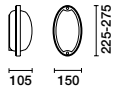



W	h	code colour
H1100 - Pole complete with luminaire		
A 60 (E27) - **TC-TSE** (E27)		
60W (A 60)	**1100**	**7576** 15
23W (TC-TSE)		

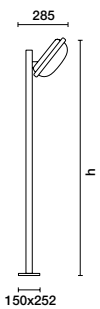

Mounting accessories	code	colour
Counter-plate with anchor bolts	**0455** For 7576	00



Wall and ceiling-mounted luminaries
Compact brightness

The installation of wall and ceiling-mounted luminaires is intended to create general and highlight lighting solutions where the body of the system is hidden and only light emerges from the ceiling. Reliable and resistant to atmospheric agents and acts of vandalism.

758 Overview - Wall/ceiling luminaires

760 Laser Blade InOut

763 Trick

770 iPro

780 iRoll 65

788 Walky

794 Glim Cube

739 Lander

748 iTeka

The Block - D3 Creek Park - Dubai, United Arab Emirates
Client: Tamdeen
Architectural Project: Desert Ink
Photo: Oliver Jackson

Overview - Wall/ceiling-mounted luminaires

Wall/ceiling-mounted luminaires



760 Laser Blade InOut ceiling



760 Laser Blade InOut wall



773 iPro Ø51 /Ø81



776 iPro Ø132 / Ø155 / Ø192



780 iRoll 65 ø78 / ø109



784 iRoll 65 ø165 / ø218

Performances						
Optics	12°/30°/48°	47°/50° 46°/44°	26°/34°/84°/L	8°/10°/12°/16°/20°/30° 32°/34°/38°/40°/48°/52°	12°/14°/16°/32°/40° 12°-12°/32°-32°	14°/16°/38°/50° 12°-12°/32°-32°
Power	5,7/12,4	5,7/12,4	2,2 → 7,7	13,6 → 41,6	6,2 → 16,8	28,4/41,2
Luminous flux lm	255/714	241/648	76 → 486	1350 → 4390	281 → 1261	2084 → 4020
Colour temperature K	2700/3000/4000	2700/3000/4000	3000/4000	3000/4000	3000/4000	3000/4000
RGB						
Protocols						
DALI			●	●		
DMX				●		
Installation						
Downlight						
Ceiling-mounted	●		●	●	●	●
Wall-mounted		●	●	●	●	●

Specific lighting effect luminaires



764 Trick radial effect



766 Trick Light Blade effect



768 Trick Washer effect



773 iPro Ø51 /Ø81 up light or down light



773 iPro Ø51 /Ø81 up/down light

Performances					
Optics	R	L	W	84°/L	L-L / L-VWF VWF-VWF
Power	4 → 13,6	3 → 6	2 → 3,9	2,2/4,2	4,5 → 7,6
Luminous flux lm	234 → 448	29 → 108	107 → 164	59 → 103	25 → 79 Up 44 → 128 Down
Colour temperature K	3000	3000	3000	3000/4000	3000/4000
RGB		●			
Protocols					
DALI	●	●		●	
DMX	●	●			
Installation					
Downlight	●				
Ceiling-mounted					
Wall-mounted	●	●	●	●	●

Optics: **R** Radial Light - **L** Light Blade - **W** Washer - **AL** Asymmetric longitudinal



788 Walky
wall



788 Walky
wall



794 Glim Cube

AL	AL	L
4,6 → 11,5	4,6 → 11,5	3,8/7,4
179 → 667	179 → 636	54 → 127
2700/3000	2700/3000	3200/4200
		●
		●
		●
●	●	
●	●	●



739 Lander



748 iTeka

Codes, technical and lighting characteristics of these **"wall- and ceiling-mounted"** devices are presented in the section:
- Bollards and Systems for residential areas page 727

Laser Blade InOut
ceiling / wall





50x83



50x158

Explore and interact with products in 3D.
thelightexperience.iguzzini.com

Opti Beam IP65 IK06

- Rectangular outdoor lighting device with two or five optical elements and LED light sources.
- Version for wall mounting (with up or down emission) or ceiling (suspended).
- Comprises an optical compartment, upper base strip, cover casing (wall version), wall or ceiling plate, lower closure glass with black screen printing.
- Optical compartment and upper base strip in painted, die-cast aluminium.
- Cover casing in painted plastic (wall version).
- Ceiling or wall support plate in stainless steel.
- Single PG11 nickel-plated brass cable gland, suitable for cables of 6.5 ÷ 11mm in diameter.
- Wiring by means of three quick-connect terminals.
- High-definition OPTI BEAM optics made of metallised thermoplastic material, integrated in the innovative black antiglare screen that defines emission with luminance control UGR<19.
- The special configuration of the optical system delivers a precise circular distribution without punctiform optical effect.
- High visual comfort

47
WHITE/BLACK

74
GREY/BLACK

Ceiling-mounted optic version



S
a 12°



F
a 30°



WF
a 48°

Wall-mounted optic version



WF
a 47°/50°
46°/44°



Laser Blade InOut wall-mounted has a specific lens to ensure uniform illumination on the wall avoiding dark areas or uneven spots



Ceiling-mounted







Wall-
mounted



Wall
Up light





The Laser Blade InOut recessed luminaire version can be consulted on page 710

iguzzini.com code finder / download design files / save and organize favorites



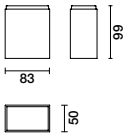

source W	source lm	system W	system lm	optic	code colour
LED					
4000K - CRI 95					
4,2W	380	**5,7W**	**277**	**30°**	**E881** 47-74
3000K - CRI 90					
4,2W	380	**5,7W**	**277**	**30°**	**E882** 47-74
2700K - CRI 95					
4,2W	350	**5,7W**	**255**	**30°**	**E883** 47-74

Complete with electronic control gear



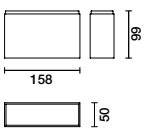

source W	source lm	system W	system lm	optic	code colour
LED					
4000K - CRI 95					
10W	940	**12,4W**	**714**	**48°**	**E884** 47-74
3000K - CRI 90					
10W	940	**12,4W**	**648**	**12°**	**E885** 47-74
10W	940	**12,4W**	**714**	**48°**	**E886** 47-74
2700K - CRI 95					
10W	860	**12,4W**	**592**	**12°**	**E887** 47-74
10W	860	**12,4W**	**653**	**48°**	**E888** 47-74

Complete with electronic control gear

Laser Blade InOut
ceiling / wall

iguzzini.com code finder / download design files / save and organize favorites



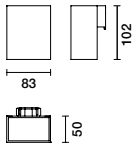

source W	lm	system W	lm	optic	code colour
LED					
4000K - CRI 95					
4,2W	380	**5,7W**	**262**	**47° / 50°**	**E875** 47-74
3000K - CRI 90					
4,2W	380	**5,7W**	**262**	**47° / 50°**	**E876** 47-74
2700K - CRI 95					
4,2W	350	**5,7W**	**241**	**47° / 50°**	**E877** 47-74

Complete with electronic control gear



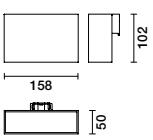

source W	lm	system W	lm	optic	code colour
LED					
4000K - CRI 95					
10W	940	**12,4W**	**648**	**46° / 44°**	**E878** 47-74
3000K - CRI 90					
10W	940	**12,4W**	**648**	**46° / 44°**	**E879** 47-74
2700K - CRI 95					
10W	860	**12,4W**	**593**	**46° / 44°**	**E880** 47-74

Complete with electronic control gear

Control gear	code	colour
 Junction box with rapid connectors		
Suitable for 2x4 mm2 cables	**BZK7** 15 For E881-E882-E883-E884-E885-E886-E887-E888	



Eataly – Trieste, Italy
Architectural Project: Archea Associati, Arch. Marco Casamonti
Lighting project:
Eataly Design
Structural project:
Favero & Milan Ingegneria Srl
Plant: StudioTi
Photo: Paolo Carlini

Trick

Awards
Red Dot Award /
Compasso d'Oro Menzione d'Onore /
Lighting Design Award / World Interiors Awards
Lux Awards / Premis Delta

design Dean Skira

Radial Effect
page 764



Light Blade Effect
page 766



Washer Effect
page 768







360°
RGB



360°



L/L



180°





ø45
downlight



ø45
downlight



ø110
Surface-
mounted



ø90
Surface-
mounted



ø90
Surface-
mounted



ø90
Surface-
mounted



ø160
Surface-
mounted

Trick
radial effect

design Dean Skira





ø45



ø110



ø160

Explore and interact with products in 3D.
thelightexperience.iguzzini.com

DALI DMX IP66 IK07

- Luminaire intended for warm white colour temperature.LED light sources.
- Recessed luminaire (ø 45 mm) and applique (ø 90 ø 160) versions.
- Applique versions have a screen and base support strip. PMMA screen, die-cast aluminium supporting base, stainless steel plate for fixing to wall, supplied with L=400 mm cable (except versions with power supply).
- Versions with and without built-in power supply unit.
- Recessed luminaires comprising a die-cast aluminium screen and body and hot-galvanized steel springs, supplied with cable L = 400 mm.
- Compatible with light management systems.
- Contact temperature <50 °C.
- Compact dimensions.
- All external screws used are in A2 stainless steel.



Compact dimensions

Lighting effect

Radial 360°
The optic highlights spaces with highly concentrated lines of light.



360° effect with wall application



360° effect with ceiling application

Shadow lines
To create and play with shadows, cylindrical accessories are available for installation on the surface illuminated by radial light.







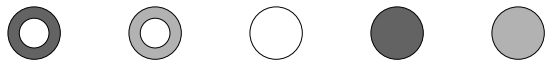

E4 WHITE/CHROME | E5 WHITE/GREY | 01 WHITE | 10 CHROME | 15 GREY

iguzzini.com code finder / download design files / save and organize favorites



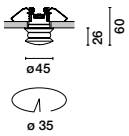

source W	source lm	system W	system lm	code colour
360° effect - Recessed installation with springs				
LED				
3000K - CRI 80				
4W	520	4W	234	**BU07** 01-15 10

Power supply 250 mA to be ordered separately.
Colour 10: for interior applications only



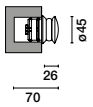

source W	source lm	system W	system lm	code colour
360° effect - Recessed wall-mounted installation				
LED				
3000K - CRI 80				
4W	520	4W	234	**BU08** 01-15 10

Power supply 250 mA to be ordered separately
Colour 10: for interior applications only



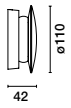

source W	source lm	system W	system lm	code colour
360° effect - Surface-mounted				
LED				
3000K - CRI 80				
5,7W	700	6W	252	**BU10** 01-15 10

Power supply 350 mA to be ordered separately.
Colour 10: for interior applications only



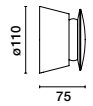

source W	source lm	system W	system lm	code colour
360° effect - Surface-mounted				
LED				
3000K - CRI 80				
5,7W	700	7,2W	252	**BU17** 01-E5 E4

Complete with power supply
Class of Insulation II



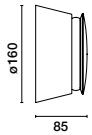

source W	source lm	system W	system lm	code colour
360° effect - Surface-mounted				
LED				
3000K - CRI 80				
11W	1400	13,6W	448	**BU23** 01-E5 E4

Complete with power supply
Class of Insulation II

Devices without power supply units are compatible with the light management system presented on page 797

Decorative accessories	code	colour
Trick bits	**X021** ø 9 mm - h 25 mm **X022** ø 13 mm - h 25 mm	13 13

Mounting accessories	code	colour
Cylindrical casing for plasterboard or similar walls	**X000** For BU08	00
Outer casing for mounting on concrete walls + end cap	**BZZ8** For BU07-BU08	04

Control gear	code	colour
IP67 box for power supply		
dim. 140x230x95h (6PG)	**9582**	00
dim. 280x190x130h (10PG)	**BZ33** For BU07-BU08-BU10	00

Power supply	code	colour
Constant current power supply unit non dimmable IP20 7W		
VIN = 100-240VAC 50/60Hz Iout =250mA dimensions: 42x40x22	**X019** For BU07-BU08	00
VIN = 100-240VAC 50/60Hz Iout =350mA/500mA dimensions: 42x40x22	**9905** For BU10	00
Constant current power supply unit non dimmable IP20 17W		
VIN = 220-240VAC 50/60Hz Iout = 350mA dimensions: 122x38x28	**9907**	00

Power supply	code	colour
Constant current power supply unit non dimmable IP20 20W		
VIN = 220-240VAC 50/60Hz Iout =350mA/500mA/700mA dimensions: 110x52x22	**X020** For BU07-BU08	00
Constant current power supply unit DALI IP20 20W		
VIN = 110-127/220-240VAC 50/60Hz Iout = 350/500/700mA dimensioni: 110x52x22	**X090** For BU07-BU08-BU10	00

Class III products: certifications are assured only when using the electronic power supplies and drivers indicated in the catalogue.

Technical information may change alongside technological progress. Consult iguzzini.com for ongoing updates.

Trick
Light Blade effect

design Dean Skira



Explore and interact with products in 3D.
thelightexperience.iguzzini.com

DALI DMX IP66 IK07

- Luminaire intended for warm white and RGB colour temperature.LED light sources.
- Applique versions (ø 90 mm).
- Comprises screen and base support strip. PMMA screen, die-cast aluminium supporting base, stainless steel plate for fixing to wall, supplied with L=400 mm cable (except versions with power supply).
- Versions with and without built-in power supply unit.
- Available with 360° Blade, 180° Blade and Blade-Blade optics.
- Available as RGB version with 360° optic
- Compatible with light management systems.
- Contact temperature <50 °C.
- Compact dimensions.
- All external screws used are in A2 stainless steel.

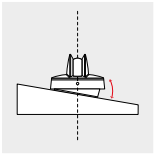

Adjustable base strip for oblique surfaces

Lighting effects
Blade 360° and Blade-Blade optics (versions BU27 and BU28) and 180° Blade (versions BU16 and BU22) provide new ways of leading the eye through spaces**.**



360° effect



L/L effect



180° effect



source W	source lm	system W	system lm	code colour
360° Blade Effect - Surface-mounted				
LED				
3000K - CRI 80				
5,7W	720	**6W**	**108**	**BU27** 01-15
RGB - DMX-RDM				
6W	160	**6W**	**35**	**BW06** 01-15

Power supply 350 mA to be ordered separately.

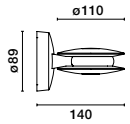

source W	source lm	system W	system lm	code colour
Light Blade Effect - Surface-mounted				
LED				
3000K - CRI 80				
5,7W	720	**6W**	**29**	**BU28** 01-15

Power supply 350 mA to be ordered separately.



source W	source lm	system W	system lm	code colour
180° Blade Effect - Surface-mounted				
LED				
3000K - CRI 80				
2,9W	350	**3,9W**	**88**	**BU22** 01-15

Complete with power supply
Class of Insulation II

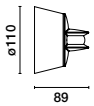



source W	source lm	system W	system lm	code colour
180° Blade Effect - Surface-mounted				
LED				
3000K - CRI 80				
2,9W	350	**3W**	**88**	**BU16** 01-15

Power supply 350 mA to be ordered separately.



Mounting accessories	code	colour
Adjustable base strip	**MZ53**	13
For BU16-BU27-BU28-BW06		

Interfaces & remote units	code	colour
Driver for Trick mounting	**X295**	00
Driver for Trick with IP67 box	**MZ72**	00
LMS Quick DMX	**MZ73**	01-04
For BW06		
LMS Quick PRO-DMX	**X294**	01-04
For BW06		

Control gear	code	colour
IP67 box for power supply		
dim. 140x230x95h (6PG)	**9582**	00
dim. 280x190x130h (10PG)	**BZ33**	00
For BU16-BU27-BU28-BW06		
Sealed connector kit IP68	**9581**	04

Power supply	code	colour
Constant current power supply unit non dimmable IP20 7W		
VIN = 100-240VAC 50/60Hz Iout =350mA/500mA dimensions: 42x40x22	**9905**	00
For BU16-BU27-BU28		
Constant current power supply unit non dimmable IP20 17W		
VIN = 220-240VAC 50/60Hz Iout = 350mA dimensions: 122x38x28	**9907**	00
Constant current power supply unit non dimmable IP20 20W		
VIN = 220-240VAC 50/60Hz Iout =350mA/500mA/700mA dimensions: 110x52x22	**X020**	00
For BU16-BU27-BU28		
Electronic power supply for Trick RGB	**MZ74**	00

Power supply	code	colour
Constant current power supply unit DALI IP20 20W		
VIN = 110-127/220-240VAC 50/60Hz Iout = 350/500/700mA dimensioni: 110x52x22	**X090**	00
For BU16-BU27-BU28		
Constant current power supply unit non dimmable track DIN 120W		
VIN = 220-240VAC 50/60Hz Vout = 48V-55V IMAX = 2,5A dimensions: 40x114x125	**BZ14**	00
Constant current power supply unit non dimmable track DIN 240W		
VIN = 220-240VAC 50/60Hz Vout = 48V-55V IMAX = 5A dimensions: 63x114x125	**BZ15**	00
Constant current power supply unit non dimmable track DIN 480W		
VIN = 220-240VAC 50/60Hz Vout = 48V-55V IMAX = 10A dimensions: 85x128x125	**BZ16**	00

Class III products: certifications are assured only when using the electronic power supplies and drivers indicated in the catalogue.

Trick
Washer effect

design Dean Skira





ø45



ø90

Explore and interact with products in 3D.
thelightexperience.iguzzini.com

LMS IP66 IK07

- Luminaire intended for warm white colour temperature.LED light sources.
- Recessed luminaire (ø 45 mm) and applique (ø 90 mm) versions.
- Applique versions have a screen and base support strip. PMMA screen, die-cast aluminium supporting base, stainless steel plate for fixing to wall, supplied with L=400 mm cable (except versions with power supply).
- Versions with and without built-in power supply unit.
- Recessed luminaires comprise a die-cast aluminium screen and body and stainless steel springs.
- Wall-washer optic.
- Compatible with light management systems.
- Contact temperature <50 °C.
- Compact dimensions.
- All external screws used are in A2 stainless steel.

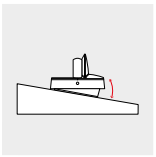

Adjustable base strip for oblique surfaces



Compact dimensions

Lighting effects
The Washer optic gives a wall washer effect using a miniaturized luminaire camouflaged in the area where it is installed.



10 CHROME

15 GREY

iguzzini.com code finder / download design files / save and organize favorites



source W	lm	system W	lm	code colour
Washer effect - Recessed wall-mounted installation				
LED				
3000K - CRI 80				
2W	260	**2W**	**107**	**BU09** 01-15

Power supply 250 mA to be ordered separately.

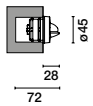



source W	lm	system W	lm	code colour
Washer effect - Surface-mounted				
LED				
3000K - CRI 80				
2,9W	350	**3W**	**164**	**BU14** 01-15

Power supply 350 mA to be ordered separately.



Luminaires without power supply units are compatible with the Master Pro DMX and Master Pro EVO light management system presented on page 797



source W	lm	system W	lm	code colour
Washer effect - Surface-mounted				
LED				
3000K - CRI 80				
2,9W	350	**3,9W**	**164**	**BU21** 01-15

Complete with power supply
Class of Insulation II

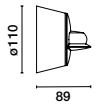

Mounting accessories	code	colour
 Adjustable base strip	**MZ53** For BU14	13
 Cylindrical casing for plasterboard or similar walls	**X000** For BU09	00
 Outer casing for mounting on concrete walls + end cap	**BZZ8** For BU09	04

Control gear	code	colour
 IP67 box for power supply		
dim. 140x230x95h (6PG)	**9582**	00
dim. 280x190x130h (10PG)	**BZ33** For BU09-BU14	00

Power supply	code	colour
 Constant current power supply unit non dimmable IP20 7W		
VIN = 100-240VAC 50/60Hz Iout =250mA dimensions: 42x40x22	**X019** For BU09	00
VIN = 100-240VAC 50/60Hz Iout =350mA/500mA dimensions: 42x40x22	**9905** For BU14	00
 Constant current power supply unit non dimmable IP20 17W		
VIN = 220-240VAC 50/60Hz Iout = 350mA dimensions: 122x38x28	**9907**	00

Power supply	code	colour
 Constant current power supply unit non dimmable IP20 20W		
VIN = 220-240VAC 50/60Hz Iout =350mA/500mA/700mA dimensions: 110x52x22	**X020** For BU09	00
 Constant current power supply unit DALI IP20 20W		
VIN = 110-127/220-240VAC 50/60Hz Iout = 350/500/700mA dimensioni: 110x52x22	**X090** For BU09-BU14	00

Class III products: certifications are assured only when using the electronic power supplies and drivers indicated in the catalogue.

Technical information may change alongside technological progress. Consult iguzzini.com for ongoing updates.

Ceiling-mounted

⧄ 51



⧄ 81



⧄ 132



Wall-mounted

⧄ 51



⧄ 81



⧄ 132



Lighting effect



Down light
L



Down light
L



Up / Down light
L/F
VWF/VWF
L/L

⌀ 155



⌀ 192



⌀ 155



⌀ 192



Floodlights
The complete range and technical and lighting features are presented on page 630



⌀ 51



⌀ 81



⌀ 132



⌀ 155



⌀ 192


pinterest.com/iguzzini

iPro
⧄51 / ⧄ 81

design Mario Cucinella



⧄ 51



⧄ 81



Explore and interact with products in 3D.
thelightexperience.iguzzini.com

IP66 IK07

- Floodlight luminaire intended for use with LED light sources.
- Wall and ceiling installation.
- Optical compartment, upper cap for ceiling installation and side base strip for wall installation in die-cast aluminium; transparent tempered sodium-calcium sealing glass, 4 mm thick, applied with silicon on the optical assembly.
- All products are complete with thermoplastic high reflection lenses or luminous flux recovery units.
- Body versions ⧄ 81 complete with electronic power supply (Vin 100 ÷ 240Vsc 50 / 60Hz); body ⧄ 81 with electronic power supply to be ordered separately (500/700mA, versions CLIII) except for wall-mounted up/down light.
- Luminaire ready for pass-through wiring.
- All external screws used are in A2 stainless steel.



Compact dimensions

City of Glasgow College - Glasgow, United Kingdom
Architectural project: Reiach and Hall & Michael Laird Architects
Lighting project: Gordon McNeil of FES
Photo: James Newton

iPro
⧄⧄
⧄ 51 / ⧄ 81

01 WHITE

15 GREY

Optics



F a 26°-34°

VWF a 84°

L

VWF
VWF a 84°

L / L

L / VWF a 84°

iguzzini.com code finder / download design files / save and organize favorites

Wall-mounted versions



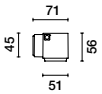

source W | source lm | system W | system lm | optic | code colour

□ 51 - Wall-mounted - Up light or Down light

LED

4000K - CRI 80

2,2W 230 **2,2W** **103** **84°** **BK04** 01-15

3000K - CRI 80

2,2W 170 **2,2W** **76** **84°** **BK05** 01-15

Power supply to be ordered separately.



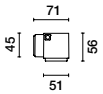

source W | source lm | system W | system lm | optic | code colour

□ 51 - Wall-mounted - Up light or Down light

LED

4000K - CRI 80

4,2W 590 **4,2W** **59** **L** **BK02** 01-15

3000K - CRI 80

4,2W 590 **4,2W** **59** **L** **BK03** 01-15

Power supply to be ordered separately.



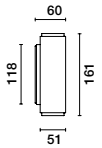

source W | source lm | system W | system lm | optic | code colour

□ 51 - Wall-mounted - Up/down light

LED

4000K - CRI 80

2W 175 up **4,5W** **79 up** **VWF** **BK10** 01-15
235 down **105 down** **VWF**

4W 160 up **6W** **34 up** **L** **BK12** 01-15
440 down **92 down** **VWF**

3000K - CRI 80

2W 125 up **4,5W** **56 up** **VWF** **BK11** 01-15
285 down **128 down** **VWF**

4W 114 up **6W** **24 up** **L** **BK13** 01-15
486 down **102 down** **VWF**

Complete with power supply and exit cable
Class of Insulation II

□ 51 - Wall-mounted - Up/down light

LED

4000K - CRI 80

5W 345 up **7,6W** **34 up** **L** **BK08** 01-15
445 down **44 down** **L**

3000K - CRI 80

5W 250 up **7,6W** **25 up** **L** **BK09** 01-15
540 down **53 down** **L**

Complete with power supply and exit cable
Class of Insulation II



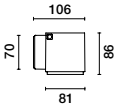

source W | source lm | system W | system lm | optic | code colour

□ 81 - Wall-mounted - Up light or Down light

LED

4000K - CRI 80

6,2W 810 **7,7W** **486** **34°** **BK31** 01-15
6,2W 810 **7,7W** **429** **84°** **BU38** 01-15

3000K - CRI 80

6,2W 810 **7,7W** **486** **34°** **BK32** 01-15
6,2W 810 **7,7W** **429** **84°** **BU39** 01-15

Complete with power supply
Class of Insulation II



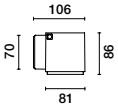

source W | source lm | system W | system lm | optic | code colour

□ 81 - Wall-mounted - Up light or Down light

LED

4000K - CRI 80

6,1W 800 **7,7W** **71** **L** **BK29** 01-15

3000K - CRI 80

6,1W 800 **7,7W** **71** **L** **BK30** 01-15

Complete with power supply
Class of Insulation II

Class III products: certifications are assured only when using the electronic power supplies and drivers indicated in the catalogue.

Technical information may change alongside technological progress. Consult iguzzini.com for ongoing updates.

Ceiling versions



source W	lm	system W	lm	optic	code colour
□ 51 - Ceiling-mounted					
LED					
4000K - CRI 80					
4,2W	590	**4,2W**	**304**	**26°**	**BK06** 01-15
3000K - CRI 80					
4,2W	590	**4,2W**	**304**	**26°**	**BK07** 01-15

Power supply to be ordered separately.







Power supply	code	colour	code	colour
Constant current power supply - IGBT + TRIAC IP20 24W				
VIN = 220÷240VAC 50/60Hz Iout=150÷500mA dimensions: 166x33,5x34	**X434**	00	**---**	---
Constant current power supply unit DALI with outgoing cables IP68 60W				
VIN =110-240VAC 50/60Hz Iout = 1050mA dim. 180x90x68	**X433**	00 for BK04 - BK05	**---**	---
Non-dimmable constant current power supply IP20 42W				
VIN = 220÷240VAC 50/60Hz Iout=300÷1050mA dimensions: 97x42,5x30	**X435**	00	**---**	---
Constant current power supply DALI IP20 50W				
VIN = 220-240VAC 50/60Hz Iout = 350/700/1050mA dimensions: 125x80x22	**BZM4**	00	**BZM4**	00
Constant current power supply unit DALI with outgoing cables IP68 35W				
VIN =110-240VAC 50/60Hz Iout = 500mA dim. 180x90x68	**X216**	00	**X216**	00
Constant current power supply unit DALI/Step-Dim/ Middle of the night profile IP20 40W				
VIN = 120-277VAC 50/60Hz Iout =500mA dimensions: 123x79x33	**X214**	00	**X214**	00
Dimmable electronic power supply unit DALI/Step-Dim/ Middle of the night profile IP20 60W				
VIN = 220-240VAC 50/60Hz Iout =500mA dimensions: 133x76x39	**X217**	00	**X217**	00



source W	lm	system W	lm	optic	code colour
□ 81 - Ceiling-mounted					
LED					
4000K - CRI 80					
6,2W	810	**7,7W**	**486**	**34°**	**BK33** 01-15
3000K - CRI 80					
6,2W	810	**7,7W**	**486**	**34°**	**BK34** 01-15

Complete with power supply
Class of Insulation II

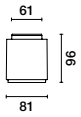





Control gear	code	colour	code	colour
IP67 box for power supply				
dim. 140x230x95h (6PG)	**9582**	00 for BZM4-X214-X217-X434-X435	**---**	---
dim. 280x190x130h (10PG)	**---**	---	**BZ33**	00 for BZM4-X214-X217-X434-X435
IP68 connector 5-pole	**BZS6**	04	**BZS6**	04
2-way connector with 2 pole terminal	**BZH0**	00	**BZH0**	00
2-way junction connector - IP68	**X188**	00 for BK08-BK09-BK10 BK11-BK12-BK13	**---**	---
4-way junction connector - IP68	**X189**	00 for BK08-BK09-BK10 BK11-BK12-BK13	**---**	---

iPro
⌀132 / ⌀ 155 / ⌀ 192

design Mario Cucinella



⌀ 132



⌀ 155



⌀ 192



Explore and interact with products in 3D.
thelightexperience.iguzzini.com

Opti Beam | IP66 | IK07

- Floodlight luminaire intended for use with LED light sources.
- Ceiling installation.
- Comprises optical compartment and component holder, plus base strip for ceiling installation.
- In die-cast aluminium finished with liquid paint for high resistance to atmospheric agents and UV rays; hard sodium-calcium safety glass, 5 mm thickness; frame joined to optical assembly by means of two AISI 304 stainless steel M5 captive screws and steel safety cable.
- Internal gaskets water-sealed with silicone;
- Luminaire ready for pass-through wiring.
- Class II luminaire pre-set for class I
- All external screws used are in A2 stainless steel.



01
WHITE



15
GREY

Optics



SS
a 8°



S
a 10°-12°



M
a 16°-20°



F
a 30°-32°
34°-38°



WF
a 40°
48°-52°

Cut off

Cut-off angle comparison between LED Multi Chip and LED C.o.B. versions

LED Multi Chip



LED C.o.B



Cut Off	Body	a
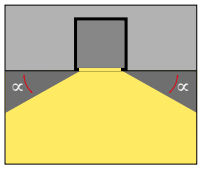	132	-
	155	30°
	192	30°
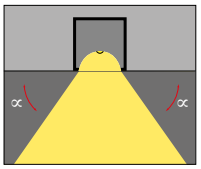	132	50°
	155	55°
	192	56°

iguzzini.com code finder / download design files / save and organize favorites

Ceiling versions



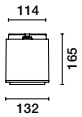

source		system			
W	lm	W	lm	optic	code colour
□ 132 - C.o.B.					
LED					
4000K - CRI 80					
12W	1900	**13,6W**	**1387**	**40°**	**BX26** 01-15
3000K - CRI 80					
12W	1850	**13,6W**	**1350**	**40°**	**BX27** 01-15

Complete with power supply
Class of Insulation I



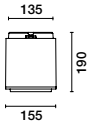

source		system			
W	lm	W	lm	optic	code colour
□ 155 - C.o.B.					
LED					
4000K - CRI 80 - 1-10V					
16W	2700	**19,1W**	**1779**	**38°**	**BX28** 01-15
3000K - CRI 80 - 1-10V					
16W	2600	**19,1W**	**1713**	**38°**	**BX29** 01-15

Complete with power supply
Class of Insulation I

iPro
⧄ 132 / ⧄ 155 / ⧄ 192



01
WHITE



15
GREY

iguzzini.com code finder / download design files / save and organize favorites



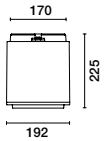

source W	lm	system W	lm	optic	code colour
□ 192 - C.o.B.					
LED					
4000K - CRI 80 - DALI					
35W	5500	**41,6W**	**4390**	**32°**	**BX32** 01-15
3000K - CRI 80 - DALI					
35W	5400	**41,6W**	**4310**	**32°**	**BX33** 01-15
4000K - CRI 80 - 1-10V					
24W	3900	**27,2W**	**3113**	**32°**	**BX30** 01-15
3000K - CRI 80 - 1-10V					
24W	3800	**27,2W**	**3034**	**32°**	**BX31** 01-15

Complete with power supply
Class of Insulation I

Floodlights for wall versions



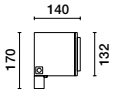

source W	lm	system W	lm	optic	code colour
□ 132 - C.o.B.					
LED					
4000K - CRI 80					
12W	1900	**13,6W**	**1216**	**20°**	**BX02** 01-15
12W	1900	**13,6W**	**1387**	**40°**	**BX04** 01-15
12W	1900	**13,6W**	**1386**	**52°**	**BX06** 01-15
3000K - CRI 80					
12W	1850	**13,6W**	**1184**	**20°**	**BX03** 01-15
12W	1850	**13,6W**	**1350**	**40°**	**BX05** 01-15
12W	1850	**13,6W**	**1350**	**52°**	**BX07** 01-15

Complete with power supply.
iPro ⧄ 132 floodlights can be wall-mounted using the special base BZI8.



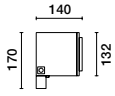

source W	lm	system W	lm	optic	code colour
□ 132 - Multi Chip					
LED					
4000K - CRI 80					
16W	2100	**17,8W**	**1575**	**10°**	**BD34** 01-15
16W	2100	**17,8W**	**1386**	**34°**	**BD36** 01-15
3000K - CRI 80					
16W	2100	**17,8W**	**1575**	**10°**	**BD35** 01-15
16W	2100	**17,8W**	**1386**	**34°**	**BD37** 01-15

Complete with power supply.
iPro ⧄ 132 floodlights can be wall-mounted using the special base BZI8.



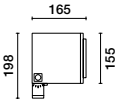

source W	lm	system W	lm	optic	code colour
□ 155 - C.o.B.					
LED					
4000K - CRI 80 - 1-10V					
17W	2500	**19,7W**	**1475**	**12°**	**BX08** 01-15
16W	2700	**19,1W**	**1779**	**38°**	**BX10** 01-15
16W	2700	**19,1W**	**1915**	**48°**	**BX12** 01-15
3000K - CRI 80 - 1-10V					
17W	2450	**19,7W**	**1446**	**12°**	**BX09** 01-15
16W	2600	**19,1W**	**1713**	**38°**	**BX11** 01-15
16W	2600	**19,1W**	**1844**	**48°**	**BX13** 01-15

Complete with power supply.
iPro ⧄ 155 floodlights can be wall-mounted using the special base BZI9.



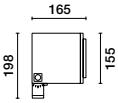

source W	lm	system W	lm	optic	code colour
□ 155 - Multi Chip					
LED					
4000K - CRI 80					
23W	3150	**25,1W**	**2489**	**8°**	**BD46** 01-15
23W	3150	**25,1W**	**2142**	**32°**	**BD48** 01-15
3000K - CRI 80					
23W	3150	**25,1W**	**2489**	**8°**	**BD47** 01-15
23W	3150	**25,1W**	**2142**	**32°**	**BD49** 01-15

Complete with power supply
iPro ⧄ 155 floodlights can be wall-mounted using the special base BZI9.

Technical information may change alongside technological progress. Consult iguzzini.com for ongoing updates.



01
WHITE



15
GREY

new
Available



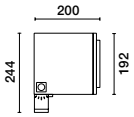

source		system			
W	lm	W	lm	optic	code colour
□ 192 - C.o.B.					
LED					
4000K - CRI 80 - DALI / Push Dim					
35W	5500	**41,6W**	**4400**	**16°**	**BX20** 01-15
35W	5500	**41,6W**	**4390**	**32°**	**BX22** 01-15
35W	5500	**41,6W**	**4395**	**48°**	**BX24** 01-15
3000K - CRI 80 - DALI / Push Dim					
35W	5400	**41,6W**	**4320**	**16°**	**BX21** 01-15
35W	5400	**41,6W**	**4310**	**32°**	**BX23** 01-15
35W	5400	**41,6W**	**4315**	**48°**	**BX25** 01-15
4000K - CRI 80 - 1-10V					
24W	3900	**27,2W**	**3120**	**16°**	**BX14** 01-15
24W	3900	**27,2W**	**3113**	**32°**	**BX16** 01-15
24W	3900	**27,2W**	**3117**	**48°**	**BX18** 01-15
3000K - CRI 80 - 1-10V					
24W	3800	**27,2W**	**3040**	**16°**	**BX15** 01-15
24W	3800	**27,2W**	**3034**	**32°**	**BX17** 01-15
24W	3800	**27,2W**	**3037**	**48°**	**BX19** 01-15

Complete with power supply. DALI versions occupy 1 address.
iPro 192 floodlights can be wall-mounted using the special base BZM5.



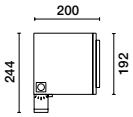

source		system			
W	lm	W	lm	optic	code colour
□ 192 - Multi Chip					
LED					
4000K - CRI 80					
28W	4000	**31,1W**	**3160**	**8°**	**BG35** 01-15
28W	4000	**31,1W**	**2836**	**34°**	**BG37** 01-15
3000K - CRI 80					
28W	4000	**31,1W**	**3160**	**8°**	**BG36** 01-15
28W	4000	**31,1W**	**2836**	**34°**	**BG38** 01-15

Complete with power supply
iPro 192 floodlights can be wall-mounted using the special base BZM5.

source		system			
W	lm	W	lm	optic	code colour
□ 192 - Multi Chip					
LED					
RGB - DMX-RDM					
24W	1350	**30W**	**983**	**14°**	**BV60** 01-15
24W	1350	**30W**	**957**	**32°**	**BV61** 01-15
Tunable white - CRI 80 - DMX-RDM					
28W	3950	**33,8W**	**2717**	**10°**	**BV62** 01-15
28W	3950	**33,8W**	**2720**	**32°**	**BV63** 01-15

Complete with power supply and electronic DMX512-RDM control card.
DMX specifications require the insertion of a 120 Ohm terminating resistor (code BZQ7) to be placed between the DATA+ and DATA- cables of the last product in the line.
iPro floodlights 192 can be wall-mounted using the special base BZM5.
Tunable white: 2700K÷6000K

new



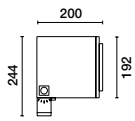

source		system			
W	lm	W	lm	optic	code colour
□ 192 - Multi Chip					
LED					
RGBW - DMX-RDM					
28W	2000	**31W**	**1050**	**10°**	**JNN1** 01-15
28W	2000	**31W**	**1050**	**30°**	**JNN2** 01-15

Complete with power supply and electronic DMX512-RDM control card.
DMX specifications require the insertion of a 120 Ohm terminating resistor (code BZQ7) to be placed between the DATA+ and DATA- cables of the last product in the line.
iPro floodlights 192 can be wall-mounted using the special base BZM5.

Compatible with light management systems in the iGuzzini range illustrated on page 797
For system definition, refer to the instruction sheet.







Mounting accessories	code	colour	code	colour	code	colour
Wall clip	**BZI8**	01-15	**BZI9**	01-15	**BZM5**	01-15

iRoll 65
ø78 / ø109

iRoll 65 Award
Red Dot Award



ø78



ceiling-mounted

wall-mounted down light

wall-mounted up/down light

ø109



ceiling-mounted

wall-mounted down light

wall-mounted up/down light

Explore and interact with products in 3D.
thelightexperience.iguzzini.com

IP65 IK07

- Floodlight luminaire intended for use with LED and halogen light sources.
- Ceiling and wall installation with down light and up/down light emission.
- High visual comfort.
- Optical compartment, ceiling or wall base strip, arm (wall version) and frames in die-cast aluminium; plastic arm guard; 4 mm thick tempered sodium-calcium closing glass secured to the frame with silicone.
- Internal gaskets water-sealed with silicone;
- Dual adjustability of optics.
- Multi-groove ring in black polycarbonate for visual comfort.
- Luminaire ready for pass-through wiring (only ø109).
- The external screws used are in stainless steel.
- Insulation class II

Optics

ø 78



*Elliptical optics are obtained by installing the specific accessory.

ø 109



Optical accessories



Refractor for elliptical distribution



Diffuser prismatic glass



Coloured filters

iguzzini.com code finder / download design files / save and organize favorites





source		system			
W	lm	W	lm	optic	code colour
ø78 - Ceiling-mounted - fixed optic					
LED					
4000K - CRI 80					
3,7W	500	**6,2W**	**365**	**12°**	**BA79** 15
3,7W	500	**6,2W**	**305**	**32°**	**BA82** 15
3000K - CRI 80					
3,7W	460	**6,2W**	**336**	**12°**	**BA80** 15
3,7W	460	**6,2W**	**281**	**32°**	**BA83** 15

Complete with power supply
Class of Insulation I
Max 1 flat accessory may be installed



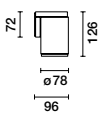

source		system			
W	lm	W	lm	optic	code colour
ø78 - Wall-mounted - Down light - fixed optic					
LED					
4000K - CRI 80					
3,7W	500	**6,2W**	**365**	**12°**	**BA85** 15
3,7W	500	**6,2W**	**305**	**32°**	**BA88** 15
3000K - CRI 80					
3,7W	460	**6,2W**	**336**	**12°**	**BA86** 15
3,7W	460	**6,2W**	**281**	**32°**	**BA89** 15

Complete with power supply
Class of Insulation I
Max 1 flat accessory may be installed

iRoll 65
ø78 / ø109

15
GREY



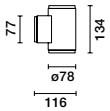

source W	lm	system W	lm	optic	code colour
ø78 - Wall-mounted - Up/down light - fixed optic					
LED					
4000K - CRI 80					
6W	430 up	8,6W	314 up	12°	**BA91** 15
	430 down		314 down	12°	
6W	430 up	8,6W	262 up	32°	**BA94** 15
	430 down		263 down	32°	
3000K - CRI 80					
6W	395 up	8,6W	288 up	12°	**BA92** 15
	395 down		289 down	12°	
6W	395 up	8,6W	241 up	32°	**BA95** 15
	395 down		241 down	32°	

Complete with power supply
Class of Insulation I
Max 1 flat accessory may be installed





source W	lm	system W	lm	optic	code colour
ø109 - Ceiling-mounted - C.o.B. - fixed optic					
LED					
4000K - CRI 80					
12W	1750	16,8W	1261	40°	**BI15** 15
3000K - CRI 80					
12W	1700	16,8W	1225	40°	**BI16** 15

Complete with power supply
Class of Insulation II
Max 1 flat accessory may be installed

source W	lm	system W	lm	optic	code colour
ø109 - Ceiling-mounted - Multi Chip - adjustable optic					
LED					
4000K - CRI 80					
4W	570	5,8W	428	14°	**BC05** 15
4W	570	5,8W	416	32°	**BC08** 15
3000K - CRI 80					
4W	525	5,8W	394	14°	**BC06** 15
4W	525	5,8W	383	32°	**BC09** 15

Complete with power supply
Class of Insulation II
Max 1 flat accessory may be installed



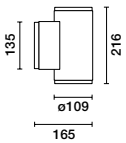

source W	lm	system W	lm	optic	code colour
ø109 - Wall-mounted - Up/down light - Multi Chip - adjustable optic					
LED					
4000K - CRI 80					
8W	573 up	11,3W	429 up	12°	**BC19** 15
	572 down		430 down	12°	
8W	572 up	11,3W	418 up	32°	**BC22** 15
	573 down		418 down	32°	
3000K - CRI 80					
8W	525 up	11,3W	394 up	12°	**BC20** 15
	525 down		394 down	12°	
8W	525 up	11,3W	383 up	32°	**BC23** 15
	525 down		384 down	32°	

Complete with power supply
Class of Insulation II
Max 1 flat accessory may be installed



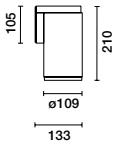

source W	lm	system W	lm	optic	code colour
ø109 - Wall-mounted - Down light - C.o.B. - fixed optic					
LED					
4000K - CRI 80					
12W	1750	16,8W	1255	16°	**BI21** 15
12W	1750	16,8W	1261	40°	**BI23** 15
3000K - CRI 80					
12W	1700	16,8W	1220	16°	**BI22** 15
12W	1700	16,8W	1225	40°	**BI24** 15

Complete with power supply
Class of Insulation II
Max 1 flat accessory may be installed

source W	lm	system W	lm	optic	code colour
ø109 - Wall-mounted - Down light - Multi Chip - adjustable optic					
LED					
4000K - CRI 80					
4W	570	5,8W	428	14°	**BC12** 15
4W	570	5,8W	416	32°	**BC15** 15
3000K - CRI 80					
4W	525	5,8W	394	14°	**BC13** 15
4W	525	5,8W	383	32°	**BC16** 15

Complete with power supply
Class of Insulation II
Max 1 flat accessory may be installed





Optical accessories	code	colour	code	colour
Refractor for elliptical distribution	**BZ19**	24	**BZ22** For BC08-BC09-BC15-BC16-BC22-BC23	24
Refractor for elliptical distribution	**BZ17**	24	**BZ20**	24
Coloured filters	**BZ18**	05-06	**---**	---
Coloured filter / Diffusing glass	**---**	---	**BZ21** **BZ21** **BZ21**	05-06 09 65

Bell Court - Stratford-upon-Avon, United Kingdom
Architectural project: Mountford Pigott
Lighting Project: Lighting Design International
Photo: Gavriil Papadiotis


pinterest.com/iguzzini

iRoll 65
ø165 / ø218



ø165



ceiling-mounted



wall-mounted down light

ø218



ceiling-mounted



wall-mounted down light

Explore and interact with products in 3D.
thelightexperience.iguzzini.com

IP65 IK07

- Floodlight luminaire intended for use with discharge and LED light sources.
- Ceiling and wall installation with down light and up/down light emission.
- High visual comfort.
- Optical compartment, ceiling or wall base strip, arm (wall version) and frame in die-cast aluminium; sodium calcium transparent tempered glass, 4 mm thick, is connected with silicone to the frame; silicone water tight interior gaskets; fastening steel cables between the lower frame and the optical assembly and between the optical assembly and the upper base; 99.96% ultra-pure aluminium reflectors.
- Available with electromagnetic and electronic wiring.
- Dual adjustability of optics.
- Luminaire ready for pass-through wiring.
- Protection against blows by footballs in accordance with DIN/VDE 0710 Part 13 (for some large body versions).
- All external screws used are in A2 stainless steel.



15
GREY

Optics



iguzzini.com code finder / download design files / save and organize favorites



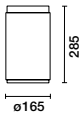

source		system			
W	lm	W	lm	optic	code colour
ø165 - Ceiling-mounted - fixed optic					
LED					
4000K - CRI 80					
25W	3300	**28,4W**	**2149**	**38°**	**BI17** 15
3000K - CRI 80					
25W	3200	**28,4W**	**2084**	**38°**	**BI18** 15

Complete with power supply



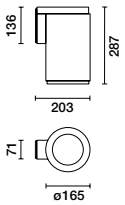

source		system			
W	lm	W	lm	optic	code colour
ø165 - Wall-mounted - Down light - C.o.b. - fixed optic					
LED					
4000K - CRI 80					
25W	3300	**28,4W**	**2329**	**14°**	**BI25** 15
25W	3300	**28,4W**	**2149**	**38°**	**BI27** 15
3000K - CRI 80					
25W	3200	**28,4W**	**2259**	**14°**	**BI26** 15
25W	3200	**28,4W**	**2084**	**38°**	**BI28** 15

Complete with power supply



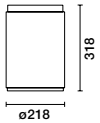

source		system			
W	lm	W	lm	optic	code colour
ø218 - Ceiling-mounted - C.o.b. - fixed optic					
LED					
4000K - CRI 80					
35W	5200	**41,2W**	**4006**	**50°**	**BI19** 15
3000K - CRI 80					
35W	5000	**41,2W**	**3852**	**50°**	**BI20** 15

Complete with power supply



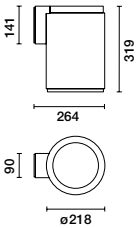

source		system			
W	lm	W	lm	optic	code colour
ø218 - Wall-mounted - Down light - C.o.b. - fixed optic					
LED					
4000K - CRI 80					
35W	5200	**41,2W**	**4020**	**16°**	**BI29** 15
3000K - CRI 80					
35W	5000	**41,2W**	**3866**	**16°**	**BI30** 15
35W	5000	**41,2W**	**3852**	**50°**	**BL29** 15

Complete with power supply





Optical accessories	code	colour	code	colour
Diffuser Filter	**---**	---	**4493** 65 For BI19-BI20-BI29-BI30-BL29	
Diffuser glass	**BZ02** 65 For BI17-BI18-BI27-BI28		**---**	---
Refractor for elliptical distribution	**BZ01** 24 For BI17-BI18-BI27-BI28		**4492** 24 For BI19-BI20-BI29-BI30-BL29	

Zhongshan Road - City of Ningbo, Zhejiang Province
Lighting project: Hua Zhan Wu Yun Lighting Design
Photographer: Flatmind
page 786-787


龙湖景瑞·星海彼岸
坐立蓝海湾 | 150-180m²极制墅
8691 7777



pinterest.com/jguzzini

Walky
wall







ø 100



90X90



270x90





ø 200



180X180

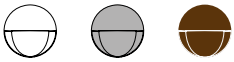

01 WHITE | 15 GREY | F5 RUST BROWN

Explore and interact with products in 3D.
thelightexperience.iguzzini.com

DALI | h | III | IP66 | IK09 | 03 | F

- Lighting system for walkways designed for use with LED light sources to ensure high visual comfort.
- Wall installation.
- Comprising an optical compartment (IP66 protection class) and wall base strip casing to be ordered separately.
- Optical compartment in aluminium alloy with powder paint coating to ensure high resistance to atmospheric agents and UV rays. Plastic closure casing in the rear part of the optical compartment.
- Complete with plastic cable gland and output cable 0.5 - 1 m long
- Tempered frosted sodium-calcium safety glass.
- Luminaire without visible screws with anti-vandalism system involving a key to open and access the rear wiring compartment (supplied in the packaging).
- Versions are available with built-in 220 ÷ 240 Vac On-Off power supply (circular Ø200mm, square 180x180mm mm) or remote 24Vdc power supply (circular Ø100mm, square 90x90mm and rectangular 270x90).
- Protection against over-voltages (220 ÷ 240 versions): 2kV in Common Mode (CM), 1kV in Differential Mode (DM).
- Ambient operating temperature: Ta -30°C +50°C for 24Vdc versions, Ta -20°C +50°C for 220-240Vac (On-Off) versions,
- All external screws used are in A2 stainless steel.



IP66 protection class.



The product can only be opened using a special key for protection against vandalism

Lighting distribution
The high performance of this product ensures a uniform level of illumination over the entire horizontal surface.

Lux values refer to Walky ø 200 mm or 180x180 mm versions installed at a height of 700 mm from the ground.

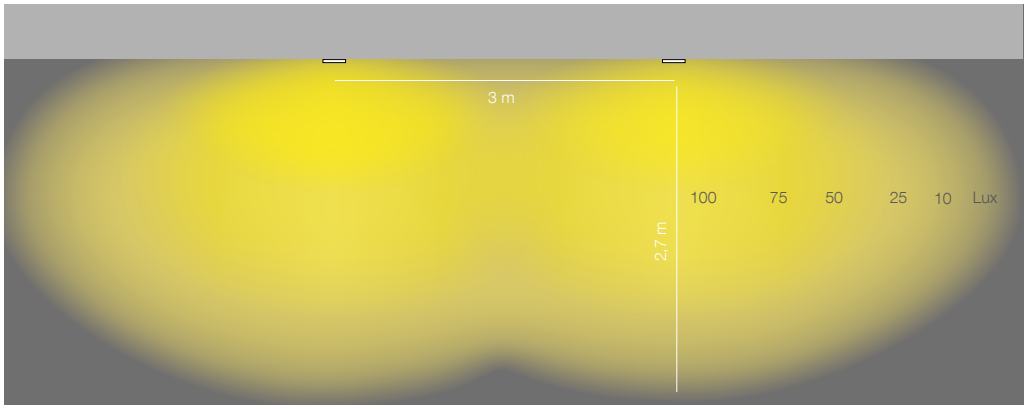

Horizontal excellence
The new optic that distributes light horizontally, precisely from the base of the wall where the product is installed.

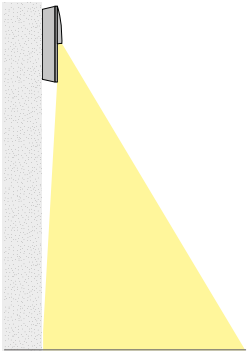

iGuzzini solution

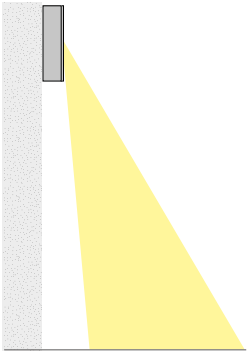

Other products

Versions

System for residential areas
page 732



Downlight
page 698



Class III product performances are assured only when using the electronic power supplies and drivers indicated in the catalogue.
Technical information may change alongside technological progress. Consult iguzzini.com for ongoing updates.

Walky
wall

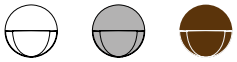

01 WHITE | 15 GREY | F5 RUST BROWN

Suggestions for installation heights

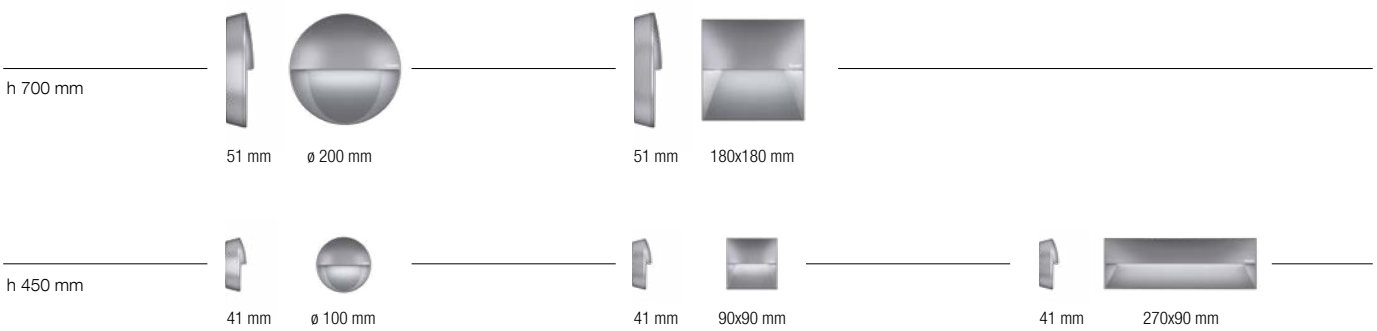

h = recommended installation height (from the ground) for correct lighting

iguzzini.com code finder / download design files / save and organize favorites



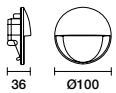

source		system			
W	lm	W	lm	optic	code colour
LED					
3000K - CRI 80 - PWM					
3,2W	530	**4,6W**	**186**	**AL**	**EI26** 01-15-F5
2700K - CRI 80 - PWM					
3,2W	510	**4,6W**	**179**	**AL**	**EI27** 01-15-F5

24Vdc.
Power supply to be ordered separately.
Installation accessory to be ordered separately.



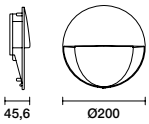

source		system			
W	lm	W	lm	optic	code colour
LED					
3000K - CRI 80					
9,9W	1550	**11,5W**	**667**	**AL**	**EI23** 01-15-F5
2700K - CRI 80					
9,9W	1500	**11,5W**	**645**	**AL**	**EI24** 01-15-F5

220÷240Vac
Class of Insulation I
Outer casing to be ordered separately
Installation accessory to be ordered separately



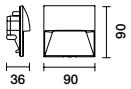

source		system			
W	lm	W	lm	optic	code colour
LED					
3000K - CRI 80 - PWM					
3,2W	530	**4,6W**	**186**	**AL**	**EI35** 01-15-F5
2700K - CRI 80 - PWM					
3,2W	510	**4,6W**	**179**	**AL**	**EI36** 01-15-F5

24Vdc.
Power supply to be ordered separately.
Installation accessory to be ordered separately.



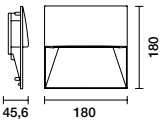

source		system			
W	lm	W	lm	optic	code colour
LED					
3000K - CRI 80					
9,9W	1550	**11,5W**	**636**	**AL**	**EI32** 01-15-F5
2700K - CRI 80					
9,9W	1500	**11,5W**	**615**	**AL**	**EI33** 01-15-F5

220÷240Vac
Class of Insulation I
Installation accessory to be ordered separately.



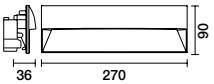

source		system			
W	lm	W	lm	optic	code colour
LED					
3000K - CRI 80 - PWM					
9W	1430	**10,5W**	**300**	**AL**	**EI44** 01-15-F5
2700K - CRI 80 - PWM					
9W	1325	**10,5W**	**277**	**AL**	**EI45** 01-15-F5

24Vdc.
Power supply to be ordered separately.
Installation accessory to be ordered separately.

4000K versions on request

Class III product performances are assured only when using the electronic power supplies and drivers indicated in the catalogue.

Technical information may change alongside technological progress. Consult iguzzini.com for ongoing updates.



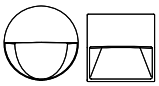



Interfaces & remote units	code	colour	code	colour	code	colour
4-channel LED Driver with DALI-DMX 720W controller						
VIN=12÷48Vdc VOUT=5-12-24-48V	**9639**	00	**---**	---	**9639**	00
PWM interface with DALI monochromatic LED dimmer 120W 24Vdc	**MWP3**	00	**---**	---	**MWP3**	00

Control gear	code	colour	code	colour	code	colour
IP67 box for power supply						
dim. 140x230x95h (6PG)	**9582**	00	**---**	---	**9582**	00
dim. 280x190x130h (10PG)	**BZ33**	00	**---**	---	**BZ33**	00
2-way junction connector - IP68	**---**	---	**X188**	00	**---**	---
Sealed connector kit IP68	**9581**	04	**9581**	04	**9581**	04

Mounting accessories	code	colour	code	colour	code	colour
Wall base						
round	**X337**	01-15-F5	**X336**	01-15-F5	**---**	---
square	**X339**	01-15-F5	**X338**	01-15-F5	**---**	---
rectangular	**---**	---	**---**	---	**X340**	01-15-F5
Opening key	**X421**	13	**X420**	13	**X421**	13

X337



d = 25 mm
c = 88 mm
ø = 100 mm

X339

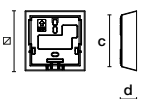

d = 25 mm
c = 78 mm
⧄ = 90 mm

X336

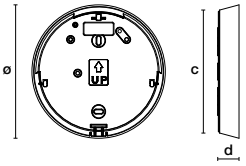

d = 31 mm
c = 184 mm
ø = 200 mm

X338

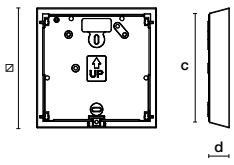

d = 31 mm
c = 164 mm
⧄ = 180 mm

x340

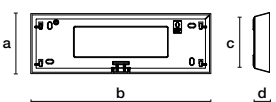

d = 25 mm
c= 78 mm
b = 270 mm
a = 90 mm

Walky
wall

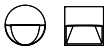

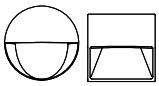



Power supply	code	colour	code	colour	code	colour
Electronic constant tension power supply 50W 24V						
Iout=2A dim. 225x60x36h	**MWK4**	00	**---**	---	**MWK4**	00
Electronic constant tension power supply 70W 24V						
IOUT=2,9A dim. 225x60x36h	**MWK5**	00	**---**	---	**MWK5**	00
Constant current power supply unit non dimmable IP67 40W						
VIN =90-305VAC 50/60Hz Vout = 24V IMAX = 1,67A dimensions:171x61,5x36,8	**X182**	00	**---**	---	**X182**	00
Constant current power supply unit non dimmable IP67 80W						
VIN =90-305VAC 50/60Hz Vout = 24V IMAX = 3,4A dimensions:195,6x61,5x38,8	**X183**	00	**---**	---	**X183**	00
Constant current power supply unit non dimmable IP67 120W						
VIN =90-305VAC 50/60Hz Vout = 24V IMAX = 5A dimensions:220x68x38,8	**X184**	00	**---**	---	**X184**	00
Constant current power supply unit non dimmable IP67 185W						
VIN =90-305VAC 50/60Hz Vout = 24V IMAX = 7,8A dimensions:228x68x38,8	**X185**	00	**---**	---	**X185**	00
Constant current power supply unit non dimmable IP67 240W						
VIN =90-305VAC 50/60Hz Vout = 24V IMAX = 10A dimensions:244,2x90x43,8	**X186**	00	**---**	---	**X186**	00
Constant current power supply unit non dimmable IP67 320W						
VIN =90-305VAC 50/60Hz Vout = 24V IMAX = 13,34A dimensions:252x90x43,8	**X187**	00	**---**	---	**X187**	00
IP67 75W DALI constant voltage power supply						
VIN =100-305VAC 50/60Hz Vout = 24V IMAX = 3,15A dimensions:180x63x35,5	**X452**	00	**---**	---	**X452**	00
IP67 96W DALI constant voltage power supply						
VIN =200-305VAC 50/60Hz Vout = 24V IMAX = 4A dimensions:199x63x35,5	**X453**	00	**---**	---	**X453**	00
IP67 150W DALI constant voltage power supply						
VIN =200-305VAC 50/60Hz Vout = 24V IMAX = 5,6A dimensions:219x63x35,5	**X454**	00	**---**	---	**X454**	00

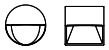

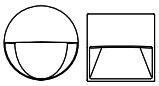



Power supply	code	colour	code	colour	code	colour
 IP67 200W DALI constant voltage power supply VIN =200-305VAC 50/60Hz Vout = 24V IMAX = 8,4A dimensions:244x71x37,5	**X455**	00	**---**	---	**X455**	00
 IP67 240W DALI constant voltage power supply VIN =200-305VAC 50/60Hz Vout = 24V IMAX = 10A dimensions:244x71x37,5	**X456**	00	**---**	---	**X456**	00
 Constant current power supply unit DALI IP20 100W VIN = 220-240VAC 50/60Hz Vout = 24VDC IMAX = 4,16A dimensions: 295x43x30	**MZ15**	00	**---**	---	**MZ15**	00
 Constant current power supply unit IP20 96W VIN = 120-277VAC 50/60Hz Vout = 24VDC IMAX = 4A dimensions: 300x40x22	**MZ14**	00	**---**	---	**MZ14**	00
 Constant current power supply unit non dimmable track DIN 120W VIN = 90-240VAC 50/60Hz Vout = 24V IMAX = 5A dimensions: 40x114x125	**BZK0**	00	**---**	---	**BZK0**	00
 Constant current power supply unit non dimmable track DIN 240W VIN = 90-240VAC 50/60Hz Vout = 24V IMAX = 10A dimensions: 63x114x125	**9912**	00	**---**	---	**9912**	00
 Constant current power supply unit non dimmable track DIN 10W VIN = 220-240VAC 50/60Hz Vout = 24V IMAX = 0,4A dimensions: 18x68x93	**9908**	00	**---**	---	**---**	---
 Constant current power supply unit non dimmable track DIN 24W VIN = 220-240VAC 50/60Hz Vout = 24V IMAX = 1A dimensions: 35x68x94	**9909**	00	**---**	---	**9909**	00
 Constant current power supply unit non dimmable track DIN 72W VIN = 220-240VAC 50/60Hz Vout = 24V IMAX = 3A dimensions: 70x68x94	**9910**	00	**---**	---	**9910**	00
 Constant current power supply unit non dimmable track DIN 96W VIN = 220-240VAC 50/60Hz Vout = 24V IMAX = 4A dimensions: 93x66x105	**9911**	00	**---**	---	**9911**	00
 Constant current power supply unit non dimmable track DIN 480W VIN = 90-240VAC 50/60Hz Vout = 24V IMAX = 20A dimensions: 86x129x125	**BZK1**	00	**---**	---	**BZK1**	00

Glim Cube

Award
IF Design Award



Explore and interact with products in 3D.
thelightexperience.iguzzini.com

LMS | Direct DIM LED | IP66 | IK08

- Luminaire intended for use with LED light sources.
- Wall versions have a screen and base support strip. Polymethacrylic striped screen, die-cast aluminium support base (made of Zama 15 for single versions), stainless steel plate for wall mounted and M5x10 grub screws; PG11 stainless steel cable gland (for versions with power supply).
- LED versions are available with dynamic RGB colour change compatible with light management systems.
- RGB LED Versions with DIRECT-DIM: adjustment also possible using a standard electrical button.
- Contact temperature <40 °C
- Compact dimensions.
- All external screws used are in A2 stainless steel.
- IP66

The carefully designed prismatic diffuser provides a vast range of light distributions, making Glim Cube a complete and highly versatile system.



Light Blade Optic effect - L



Light Blade effect - L
Window application



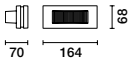

source W	source lm	system W	system lm	optic	code colour
Wall installation					
LED					
4200K - CRI 75					
3,5W	270	**3,8W**	**127**	**L**	**BA99** 15
3200K - CRI 80					
3,5W	235	**3,8W**	**111**	**L**	**BB01** 15

Complete with power supply
Class of Insulation I
IK04



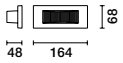

source W	source lm	system W	system lm	optic	code colour
Wall installation					
LED					
4200K - CRI 75					
3,5W	270	**3,8W**	**127**	**L**	**BA97** 15
3200K - CRI 80					
3,5W	235	**3,8W**	**111**	**L**	**BA98** 15

Power supply to be ordered separately.
IK04

Wall installation					
LED					
RGB					
4,6W	202,5	**7,4W**	**54,8**	**L**	**BC25** 15

DALI or DMX-RDM driver group to be ordered separately.
IK04

Compatible with light management systems in the iGuzzini range illustrated on page 797
For system definition, refer to the instruction sheet.

Control gear	code	colour
IP68 box for multiple connections		
dim. 135x82x70h	**B915**	04
IP67 box for power supply		
dim. 140x230x95h (6PG)	**9582**	00
dim. 280x190x130h (10PG)	**BZ33** For BC25	00
Sealed connector kit IP68	**9581**	04

Power supply	code	colour
Constant current power supply unit non dimmable IP20 7W		
VIN = 100-240VAC 50/60Hz Iout =350mA/500mA dimensions: 42x40x22	**9905**	00
Constant current power supply unit non dimmable IP20 9W		
VIN = 220-240VAC 50/60Hz Iout =350mA dimensions: 97x43x30	**9906**	00
Constant current power supply unit non dimmable IP20 17W		
VIN = 220-240VAC 50/60Hz Iout = 350mA dimensions: 122x38x28	**9907**	00

Power supply	code	colour
Driver group - Class II 220-240Vac		
With DALI 350mA control interface and electronic power supply 30W 28Vdc. Uses 3 DALI addresses	**9856** for connection of maximum 7 BC27 I p I BC28-BC29-BC32-BC33 luminaires / 3 BC30-BC31 luminaires / 2 BC25-BC26 luminaires	00
DMX512-RDM Driver Group for Multichip RGB LEDs		
With DMX-RDM control interface and electronic power supply 30W 28Vdc	**X001** For connection of up to 7 BC27-BC28-BC29-BC32-BC33 devices / 3 BC30-BC31 devices / 2 BC25-BC26 devices	00

Class III product performances are assured only when using the electronic power supplies and drivers indicated in the catalogue.
Technical information may change alongside technological progress. Consult iguzzini.com for ongoing updates.



Intelligence of Light Solutions

We evolve the Intelligence of Light concept by networking all the aspects making up a system so that they interact with each other in an automated manner.
By exploiting the Bluetooth Low Energy protocol, we can manage light directly from a smartphone - Smart Light Control - or send information and services from the light point - Smart Services.
Various technologies - BLE, KNX, DALI or DMX - can make our settings more responsive and intelligent, through light.

798 Overview / Smart Light Control / Light Management System / Smart Services
806 Quick BLE
810 Quick DALI
820 Quick DMX
822 Master Pro Evo KNX
830 Master Pro DMX

Castellana 77 – Madrid, Spain
Architectural Project: Luis Vidal + Arquitectos
Foto: Luis Vidal + Arquitectos

Overview

Smart Light Control
From small to large installations, from short distances to the network, indoor and outdoor products can be managed by control systems. **Thanks to the Bluetooth Low Energy protocol by now included in every smartphone, light becomes portable,** thereby facilitating installation, programming and management of the system. Remote control is also possible using an IP protocol across a BLE-WiFi interface, again using a smartphone or directly online.



Smart Services
Light emerges as the way to create new smart services for the benefit of energy administrators and users. In particular, thanks to beacon technology integrated into the lighting system and the Bluetooth Low Energy protocol, it is possible to receive digital information by activating proximity marketing services (**push notifications**) or route indications (**indoor navigation**) or data about the use of spaces (**Space management / Occupancy**) directly on a smartphone. Smart Services transform communication into value, even in economic terms.



Smart Light Control + Smart Services
Smart Hybrid Systems integrate light control (Smart Light Control) and data communication (Smart Services) functions always and exclusively only through a smart lighting system. We are able to provide this dual option by integrating interfaces to convert DALI signals into BLE and then allow light management from smartphones as well as beacons to enable proximity marketing, indoor navigation and space management services.



	BLE BeCon binary LV	BLE DALI 4 Interface	BLE DALI 32 Interface	Luminaires** with BLE-DALI interface	App iGuzzini Smart Light Control	Dedicated App for Smart Services
Smart Light Control		•	•	•	•	
Smart Services Push notification	•	•	•	•		°
Smart Services Indoor Navigation	•	•	•	•		°
Smart Services Occupancy /Space Management	•	•	•	•		°
Smart Light Control + Smart Services Smart Hybrid Systems	*	•	•	•	•	°

* Can work in conjunction with BLE-DALI 4 and/or BLE-DALI 32 interface
° Contact iGuzzini for additional information about the dedicated App for Smart Services and the composition of the system.
** Isola page 330 and Laser pages.392 and 374

Light Management Systems
The distinguishing feature of intelligent lighting systems is **the capability of all component items to communicate constantly with each other** in a fully automated manner through a real-time control infrastructure involving all hardware elements such as sensors, actuators, controllers, communication interfaces, connection buses and software applications allowing communication, management and control of all system components in an integrated manner.



	Bluetooth	DALI	KNX	DMX
Large systems Open Programmable		**Master Pro Evo KNX** page 822	**Master Pro Evo KNX** page 822	**Master Pro DMX** page 830
Small and medium systems Open Programmable	**Quick BLE** page 870	**Quick DALI** LMS Quick Dali Touch Display 7” *	*	**Quick DMX** page 820 Touch DMX 512 Touch DMX 128
Small and medium systems Plug and Play		**Quick DALI** page 810 LMS Quick Colour Quick Dali Touch Panel TWRGB Dali Touch Panel TW Dali Touch Slide TW		**Quick DMX** page 820 Touch DMX 512 Touch DMX 128

(*) small/medium systems can be implemented using the panel (code Q737) with related components and programming

Smart Light Control / Light Management System

From intelligent lighting to intelligent control: LEDs and DALI technology have paved the way for the digitalisation of lighting management. Each single unit is part of a control system that defines levels of illumination, switch-on, dimming, colour temperature variation and switch-off. A Bluetooth-DALI interface means that it is now possible to manage the system directly from a smartphone using the Bluetooth Low Energy (BLE) protocol and a special App developed by iGuzzini. The BLE-WiFi interface extends management even to remote, online or smartphone control. Simple, quick, affordable and suitable for everyone: lighting control is increasingly smarter.





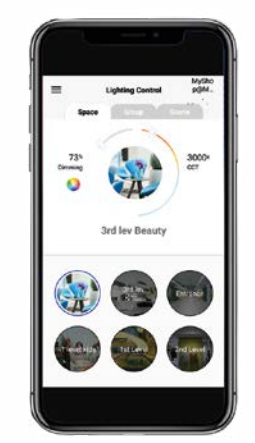

Technologies
We suggest the best technology for each application. BLE is smart and suitable for small/medium systems; Dali is for management of digital lighting, and can even be extended, and gradual, soft lighting variations; KNX is suitable for large systems and building automation; DMX for high-speed dynamic lighting set-ups.

BLE KNX DMX DALI

Variability creates wellbeing
Adapting artificial lighting to the natural light cycle or, in its absence, faithfully reproducing its dynamism, means developing Human Centric Lighting which can therefore be varied in terms of intensity, colour temperature and chromatic nuances. Light stimulation can have various applications, from the most sophisticated ensuring comfort and more productive environments to simpler and more creative ones designed to enhance the wellbeing of people and create emotions through light.





Energy Saving
The increasingly widespread use of heating, air conditioning, lighting and new technology has provoked a considerable increase in energy demands in our buildings. Single or combined use of specific lighting control functions (presence detection sensor, connection to daylight sensors and time programming) helps achieve maximum energy savings, lower CO2 emissions, lower energy costs and the possibility of creating customised lighting scenes that promote environmental sustainability in compliance with existing certifications and regulations such as LEED, WELL, BREEAM and EPBD.



Smart Services

Beacon technology is strategic for the Internet of Things: based on Bluetooth Low Energy, these beacons are integrated into the lighting system and create a capillary network that is always powered up; they allow users to communicate with smartphones by delivering personalized content based on the user's exact position. Digital information can be received on your smartphones while strolling around your city, visiting a museum or entering a department store; you can also be guided around the venue or, lastly, detect occupancy flows inside the workplaces, where optimization of space is vital today. The software app for managing smart services can be integrated into other existing apps supplied by the client or developed and made to measure by iGuzzini.



Push Notification
A dedicated App activated on a smartphone can receive text, video and/or audio information that is always up-to-date about items on display or places crossed, thereby providing a richer and more exciting multi-sensory experience. The App can be developed on request by iGuzzini.

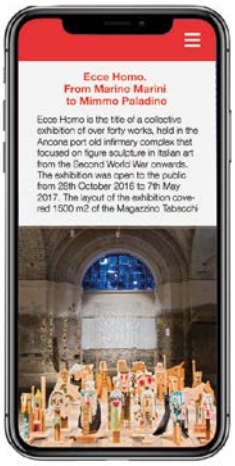



Indoor Navigation
A dedicated App activated on a smartphone allows users to create a personalised route on the way to a given item or place. This is particularly useful in indoor settings such as retail centres and museums but even in airports or public places.
The App can be developed on request by iGuzzini.





Occupancy/Space Management
This feature improves space management by detecting quantitative occupancy flows and providing useful data for economic savings. This aspect is particularly significant, for example, in rented work settings where optimisation of spaces in relation to effective use is fundamental. In retail settings, on the other hand, it is possible to collect useful information to updating displays of goods in relation to purchasing patterns. The App can be developed on request by iGuzzini.





The Smart Services functions indicated are enabled via beacon devices that can be integrated into luminaires or a low-voltage track. For details about the composition of the system and the dedicated App, contact iGuzzini.

Low Voltage Track



BeCon

Smart Light Control + Smart Services

Hybrid systems offer a number of advantages, for space managers and users alike.

Advantages for managers
Digital management of the system through smart light control ensures flexibility, simplicity and speed in system planning and management. Additionally, space management functions prompt managers to optimise the use of space to encourage energy and economic savings, as well as useful indications for behavioural marketing and defining highly targeted promotion strategies.

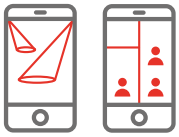



Advantages for users
Smart services change user experience: messages are personalised, timely and based on the user's needs or preferences. In retail settings, users enjoy a true shopping experience where additional information can direct choices in a better, more aware and updated manner. In a museum, users can enjoy their visit independently by receiving information about works on smartphones, while also defining the preferred level of detail. In airports or shopping centres, the indoor navigation function guides users directly to the required place, while also optimising the space/time combination.





Isola

Isola and Laser Ceiling/Pendant luminaires ensure that the system is ready for Smart Services and Smart Light Control. Contact iGuzzini for other types of product, system composition and the dedicated App for Smart Services.

Smart Light





Downlight



Ceiling-mounted



Pendant

Laser



Ceiling-mounted



Pendant

Quick BLE

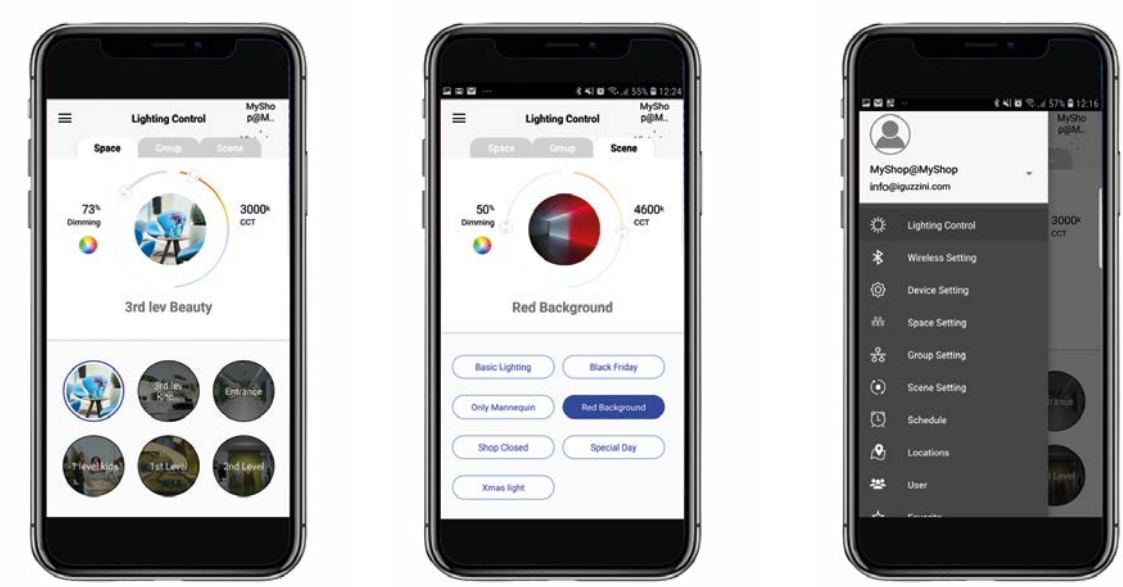

NEW | Smart Light | DALI | Wi-Fi

- Quick BLE uses Bluetooth Low Energy technology. It is a smart lighting management system suitable for small and medium systems alike.
- To use it, simply download the Smart Light Control App available on Google Play and App Store to your smartphone/tablet.
- The App works in combination with the 3 types of BLE-DALI interface (for indoor and outdoor systems alike) where standard DALI lighting devices are connected.
- A BLE-WiFi bridge component makes it possible to manage the system by exploiting the range of action of a local Wi-Fi network or remotely through an IP address.
- All the various programming configurations, scenarios, groups created and user profiles are saved in cloud space to ensure that a system backup is always available.

Function
Smart Light Control App
The App allows easy programming implemented directly by the installer or with the system connected.
An intuitive graphical interface means that users can adapt functions in accordance with their needs.

Available on the App Store | Google Play

available from April



Device Settings
Recognition of devices is made easy thanks to practical ON OFF keys. This stage also allows access to a powerful customisation menu for individual devices such as dimming times, names, etc.

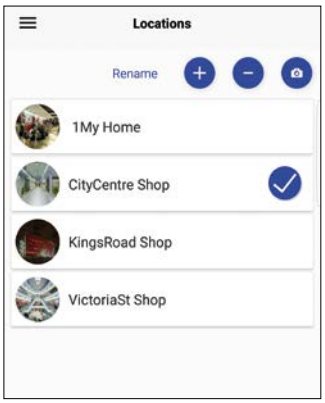

Locations
Management of various owned or managed buildings/spaces (locations),

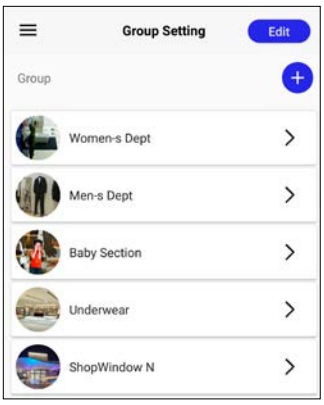

Group Setting
Creation and modification of up to 16 groups

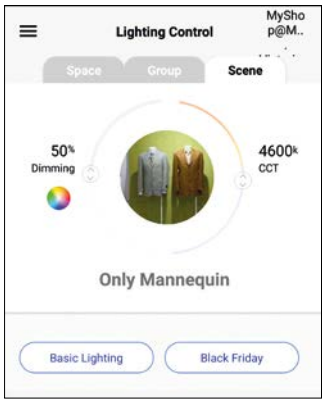

Lighting Control
Creation and selection of 16 lighting scenarios and the possibility of controlling luminosity and colour temperature with sliders



Users
Adding users with passwords and different operating levels, such as super-users (who have all modification rights) and users who are only allowed to manage lighting.

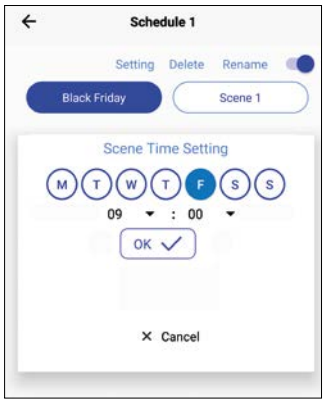

Schedules
Setting the operation of scenarios at fixed times in accordance with a weekly calendar. Operation requires having enough space inside the smartphone or the BLE Wi-Fi bridge.

BLE-DALI interfaces
BLE-DALI interfaces can be applied in indoor settings (false ceiling or binary voltage network) as well as outdoors.

Each BLE-DALI 32 interface is connected through the DALI line to a number of luminaires equal to 32 addresses and the maximum number of interfaces for each mesh network is 10.
The system is therefore capable of managing up to 320 DALI addresses per network.

*The BLE-DALI interface 4 manages 4 addresses/ interface; the maximum number of addresses that can be managed in a network is 300.
(max n.75 BLE-DALI 4)

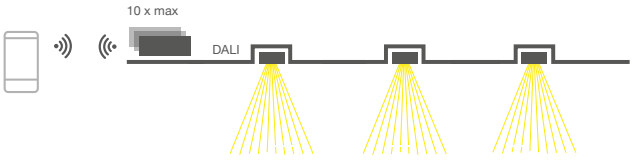

For recessed luminaire
BLE-DALI 32 interface
BLE-DALI 4 interface*



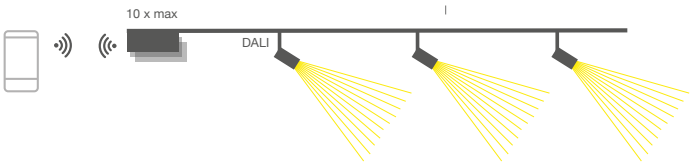

For track-mount floodlights
BLE-DALI 32 interface



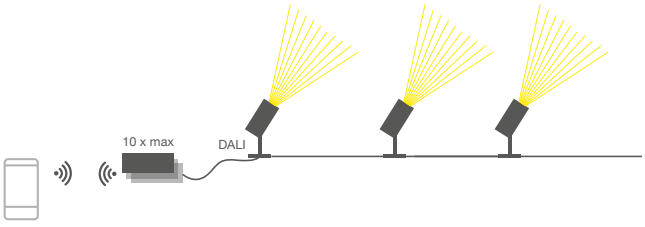

For outdoor systems
BLE-DALI 32 interface



Quick BLE

System composition

Mesh network (App + BLE-DALI interfaces)

The mesh network comprises BLE-DALI interfaces (nodes) working in synergy.
Luminaires are connected through the DALI line to the various interfaces.
The Quick BLE system, through the Smart Light Control App, uses the mesh network to control each individual luminaire.
Collaboration among the interfaces in the mesh network means it is possible to reach even the most distant devices from the location of the controlling Smartphone/tablet.
The system communicates with the Cloud and keeps data updated (backup) for possible resetting or simply to include additional Smartphones/tablets to control the system.

Mesh network and management with Bluetooth

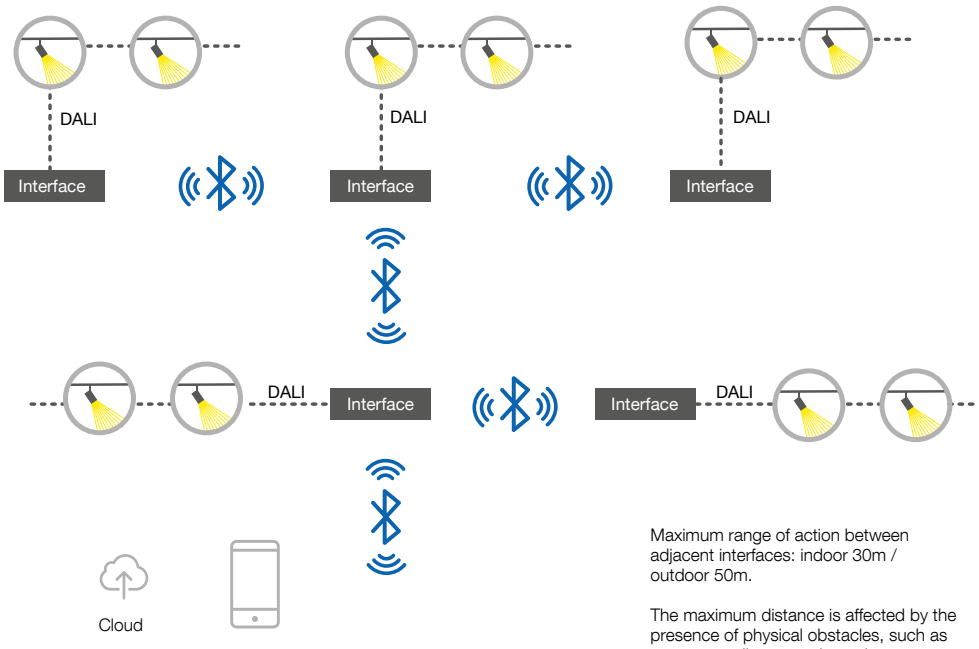

Maximum range of action between adjacent interfaces: indoor 30m / outdoor 50m.

The maximum distance is affected by the presence of physical obstacles, such as concrete walls or metal panels.

Extending the network with Wi-Fi

The Bridge BLE-WiFi component extends the range of action of the smartphone/tablet using a local WiFi connection to communicate with the mesh network.

Extending the network with Wi-Fi



Remote control via the Internet

The BLE-WiFi Bridge offers, through a web page, the possibility of remote control of the system through an IP protocol communicating over the Internet (I.o.T.).

Remote control via the Internet



01 WHITE

04 BLACK



code colour

BLE-DALI 32 interface for recessed luminaire

PA01 00

VIN = 100 - 277 Vac Typical power = 1 W
BLE 2.4 GHz - DALI: 32 addresses
dimensions 254x39x32 mm
Built-in beacon



code colour

BLE-DALI 32 interface
mains voltage track

PA02 01-04

VIN = 100 - 277 Vac Typical power = 1 W
BLE 2.4 GHz - DALI: 32 addresses
dimensions 313x55x39 mm
Built-in beacon



code colour

BLE-DALI 32 outdoor interface

PA03 00

VIN = 100 - 277 Vac Typical power = 1 W
BLE 2.4 GHz - DALI: 32 addresses 0-10 V max 10 mA
dimensions 230x113x67 mm
IP67 / Built-in beacon

All components offer OTA (Over The Air) upgrading



code colour

BLE-DALI 4 interface
for recessed luminaire

PA61 00

VIN = 100 - 277 Vac Typical power = 1 W
BLE 2.4 GHz - DALI: 4 addresses 0-10 V max 10 mA
dimensions 100x40 mm
Built-in beacon



code colour

4-button interface
Allows 4 normally open buttons to be connected for ON/OFF and group control.
It is connected on the DALI bus

J777 00



code colour

BLE-WiFi Bridge

PA59 04

BLE 2.4 GHz - WiFi 802.11 b/g - HT 802.11n
dimensions 64x27x10 mm
Operates with a 5 V - 2 A USB A power adapter (not supplied)

The BLE-WiFi Bridge extends the coverage of the Bluetooth signal when a WiFi network is available at the site where the system is installed. It synchronises date and time with components for scheduler operation.

This component allows remote control of the system via IP using a special PC program.
It allows the Quick BLE to be integrated into BMS systems.
For these requirements, contact the company.



Attic B1.64 Residenze Libeskind
CityLife, Milan, Italy
Design and copyright: Daniel Libeskind
Architectural Project: Daniel Libeskind
SBGA | Blengini Ghirardelli
Lighting project: Rossi Bianchi lighting design
Photo: Paolo Carlini

Quick DALI
DALI Touch display 7”



- Light management system for DALI luminaires with 7-inch 800x640 pxl colour touch screen.
- Halo effect around the frame.
- Brightness, colour temperature and RGB colour control.
- Some extended features, such as colour palettes and natural light simulation, also work with DALI DT8 luminaires.
- Configuration of time-dependent groups, scenes and sequences. Retrieval of pre-defined scenes. Retrieval of pre-defined sequences.
- Daily sequential program (scheduler)
- Has 2 DALI outputs with 64 addresses.
- Software updates via Ethernet or simple USB stick which can also be used to change the background image.
- Dimensions L x H 20 x 15 cm, wall-frame distance 1 cm.
- Mounted on wall or panel considering a compartment for connector/4x4 cm cable passage



Framing halo effect



MZ01



M630



Reflex TW / Reflex TWRGB

DALI

All DALI products

Max 64 addresses*

* with a second M630 power supply, it is possible to add 64 more addresses using a second DALI line



	code colour
DALI touch display 7"	**MZ01*** 01

The system can be configured for Reflex Tunable White RGB, Tunable White, monochromatic and RGB luminaires
Manages up to 128 addresses
*Functions in combination with code M630



	code colour
DALI Din PS2 power supply	**M630** 01

To supply DALI devices or control modules without 240mA power supply.
Installation in switchboards.

Quick DALI
DALI Touch panel TWRGB / TW

01 WHITE

04 BLACK



For Reflex TWRGB



For Reflex TW

DALI | Plug and Play | TW RGB | K K

- The DALI Touch Panel TWRGB (MZ00) is a touch control panel made of plastic for Reflex TWRGB that exploits the potential of the DALI DT8.
- It is a Plug and Play device.
- Progressive control of brightness, white colour temperature and RGB colours with + and - keys.
- Installation on a wall-mounted box with optional 60 mm fixing distance.
- Dimensions LxH 8,2x11,1 cm
- The DALI Touch Panel TW (X479) is a touch control panel with a glass surface for Reflex TW that exploits the potential of the DALI DT8.
- Colour temperature and intensity can be directly adjusted using the colour wheel
- The corner keys mean you can store and retrieve 4 scenes
- It has an indicator LED showing which colour temperature is emitted by the devices.
- Installation on a wall-mounted box with 60 mm fixing distance. Dimensions LxH 9.2x9.2 cm



MZ00 max 64
Reflex TWRGB



X479 max 64
Reflex TW



M630



Reflex TW / Reflex TWRGB



code colour

DALI touch panel TW

X479* 01-04

Pre-configured system for Reflex Tunable White.
Manages up to 64 products

*Functions in combination with code M630



DALI touch panel TWRGB

MZ00* 01

Pre-configured system for Reflex Tunable White RGB
Manages up to 64 products

*Functions in combination with code M630



code colour

DALI Din PS2 power supply

M630* 01

To supply DALI devices or control modules without 240mA power supply.
Installation in switchboards.



Flush wall-mounted box
70x70mm

ML15* 16

Quick DALI
DALI Touch Slide TW

01
WHITE



DALI | Plug and Play | K K

- Touch control panel made of plastic for Plug & Play use of Laser Blade and Laser Blade XS Tunable White devices.
- Simple and intuitive control.
- The surface has 2 sliders with touch points for manual setting the lighting intensity and colour temperature.
- All operating components are included as well as the slim power supply/controller installed in a remote position (max 100 m from the panel).
- Installation on a wall-mounted box with optional 60 mm fixing distance.
- Dimensions L x H 9 cm x 16 cm, thickness 1 cm.

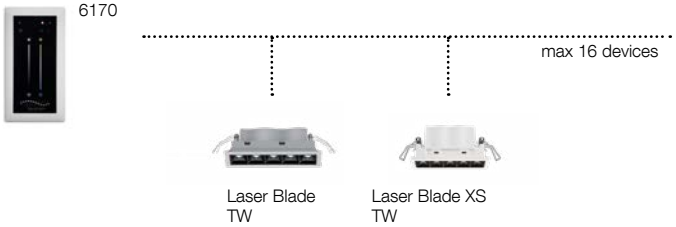



	code colour
DALI touch panel	**6170** 01

Operation and regulation device of Tunable white systems.
It manages max. 16 Tunable white products.



	code colour
Flush wall-mounted box 70x70mm	**ML15** 16

Ohla Hotel - Barcelona, Spain
Architectural Project: Daniel Isern, Isern Associats
Lighting project: Artec 3 Maurici Ginés
Photo: Álvaro Valdecantos


pinterest.com/iguzzini

Quick DALI
LMS Quick

design Maurizio Varratta

Retrieve scenes 1,2,3 hold down: save new scene



On/Off: switch on and switch off area lighting

Adjusting keys
to increase or reduce the luminous flux in the area

On/Off and adjustment of units A,B,C,D

DALI | Plug and Play

It is an open management system that uses the DALI communication protocol to create customised flexible lighting directions while ensuring maximum energy saving.
Lighting converts the space into a cosy setting where light and colour come to life and arouse emotions in a dynamic sequence of perceptive variations.

The control panel allows to select and play different light and colour scenes according to the desired effects and atmospheres.



iGuzzini infrared control (compatible with universal infrared control)



Customized cover



iGuzzini keypad compatible with Eurostandard and Schuko junction boxes

Programmable
This configuration turns the LMS Quick system into a versatile and powerful control system for DALI devices, for systems with up to 64 addresses. The software (code 9721) can be used to program devices as preferred and to combine them with groups, as well as create scenes and sequences. Refer to the installation manual for possible combinations such as additional slave panels, presence and lux sensors.



9718



9908



9721

DALI standard

DALI devices/interfaces (no DT8)
Monochromatic
RGB
RGBW
PWM (e.g. 9639)

For addresses, loads and operating modes, refer to the instruction sheets

DALI

Plug and Play
The 9723 component turns the LMS Quick into a Plug & Play system that is easy to install and configure without the need for programming software. The DALI devices are combined with the groups in relation to the wiring line (from group A to group D). The behaviour of the devices is set during installation by choosing one of the 9 programs using the rotary selector. The 9 programs refer to the most common operating modes in the contexts shown at the side. Refer to the instruction manual for possible combinations such as additional slave panels, presence and lux sensors.

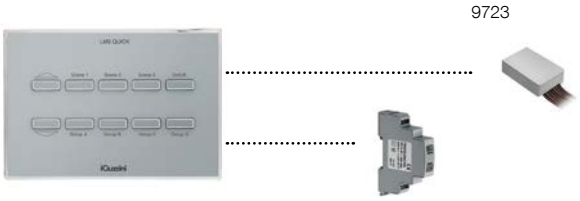

DALI devices / interfaces (no DT8)
Monochromatic
RGB (no RGB on Group D)

For addresses, loads and pre-set operating modes, refer to the instruction sheets

Plug and Play


Open Office


Office


Meeting


Retail


Spa


Places of worship

Quick DALI
LMS Quick

01 WHITE
15 GREY



size **code colour**

Quick DALI (keypad whit 10 keys + built-in controller)

115x80x20h **9718** 01-15

10-key panel to control all groups and scenes configured in the system.
1 on/off key, 2 dim keys, 4 group keys and 3 scene keys.
Installation on standard 503 flush-mount box (not included).

Max. 7 groups/scenes.

Max. 64 DALI loads.

Max. 10 peripheral units
(button interface, multi-sensor, auxiliary key panel).

Plug and Play solution with Split and Play device.

Reconfiguration of scene and group keys from PC.

Manages all light sources (halogen, fluorescent, incandescence, LED, discharge).

Used to control RGB lamps.

Can be customized with printed covers.

Rx/Tx IR on board.



code colour

Auxiliary keypad with 10 keys

9719 01-15

10-key panel to load max. 7 groups/scenes, general dimming, and on/off.
Installation on standard 503 flush-mount box (not included).

Can load the same functions saved in the LMS QUICK master panel during configuration.

Can be customized with printed covers.



code colour

USB-IR Interface + software

9721 00

Software for installation and configuration of lighting installation made with LMS QUICK.

PC interface with IR technology and USB cable for connection with system through PC.

For 9718



code colour

Plug and Play device

45x45x16h **9723** 00

Device for Plug and Play installation of LMS QUICK system with max. 4 groups.
Provided with 4 outputs, one for each lamp group.
Installation is started with a combination of keys.



code colour

Push-button interface with 8 buttons

9722 00

The interface inputs have the same fixed functions that replicate the functions of the master panel:

One ON/OFF button.

Four keys to load the lamp group.

Three keys to call the light scene.



code colour

Recessed multi-sensor

IR + Lux + Human Detector **9711** 01

Recessed sensor

Lux **9747** 01



code colour

Surface-mounted multi-sensor

IR + Lux + Human Detector **9708** 01

Surface-mounted sensor

Lux **9752** 01



code colour

IR remote control

9720 01



DALI 12 V transformer for 35-105 W dimming

9634 00

Power: 35-105W.
Input voltage: 230-240 10%, +6% Vac
Network frequency: 50/60Hz.
Output voltage: 11.6 Vac.
DALI load: 2mA.
DALI address: 1.
Dimming range: 1-100%.
Soft-start lighting up.
Room temperature: Ta -10/+50°C.
Protection against overheating and overloads with automatic regulation.
Protection against short-circuit with automatic reset.
Class II.
Occupies 1 DALI address.



code colour

DALI 1x 4A relays

PA49 00

Maximum load current: 4mA
1 NO/NC contact
Maximum switching voltage 250 Vac / 35 Vdc
DALI load: 12mA.
DALI 1 logic addresses
Min load 1.2 W
Max load 1000 W for resistive load
Room temperature: Ta 0-50°C.
Free installation



code colour

DALI 4x 10A relays

PA50 00

Maximum current load: 4x10A.
Input voltage: 220-240 Vac
Nominal frequency: 50/60Hz.
4 clean NO contacts
DALI load: 2mA.
DALI address: 4.
Max load
10 A for resistive load
8 A for incandescent load
5 A for inductive load
Room temperature: Ta 0-40°C.
Class I.
Installation on DIN track
Number of DIN modules: 5



code colour

DALI -> 1-10V converter

G765 00

Maximum load: 10 A (for resistive load), 5 A (for inductive load).
Input voltage: 230 +/- 10% Vac.
Network frequency: 50/60Hz.
Output signal: 1-10V.
Maximum number of connectable lamps
1x18W max 30 2x18W max 20
1x36W max 30 2x36W max 20
1x58W max 20 2x58W max 10
DALI load: 2mA.
DALI address: 1.
Dimming range: 1-100%.
Output wire maximum length: 100 metres.
Class II.
Installation on DIN track.
Number of DIN modules: 4.



DALI Booster 64
Electronic device for the expansion of DALI systems (up to 64 addresses)

G745 00

Input voltage: 220-240 -10%, +6% Vac.
Network frequency: 50/60Hz.
DALI load: 2mA.
DALI address: 1.
Internal DALI power supply unit for 64 DALI addresses (Max power 128 mA).
Class IP20.
Number of DIN modules: 4.
Push Dim



Electronic power supply designed to mount on a DIN standard profile 10W

9908 00

Input voltage: 90-260Vac.
Output voltage: 24+/-3%Vdc.
Frequency: 48/63Hz.
Nominal power: 10W.
Yield: 80%.
Number of DIN modules: 1.

Quick DALI
Colour Quick

design Maurizio Varratta

Colour light scenes
allow for using 6 predefined sequences

Control buttons
used to change the execution speed of the selected sequence



On/off in soft mode

Buttons with luminous memory

Selection of specific colours
at each touch it is possible to vary colour up to max 7

Plug and Play

Intuitive and user-friendly, Colour Quick is a colour control system for LED and fluorescent RGB luminaires. It plays predefined scenes and sequences to design settings with total flexibility. Space is alive and in continuous motion, with the possibility to create customised lighting directions.

Used to attract, communicate and signal, colour highlights and valorises all settings that need a magic suggestive atmosphere. The system is automatically configured with Plug and Play technology for immediate use.


Remote control


Compatible with Eurostandard and Schuko connection boxes

Functions
The buttons with light memory are used to obtain max. 7 colour variations, 6 predefined sequences and change the speed of the selected sequences.












01 WHITE **15** GREY

Max 64 DALI loads
The number of products that can be managed by the system is determined by the ratio between the maximum permitted load (64 DALI loads) and the individual loads for each product.

For the system definition, refer to the instructions.

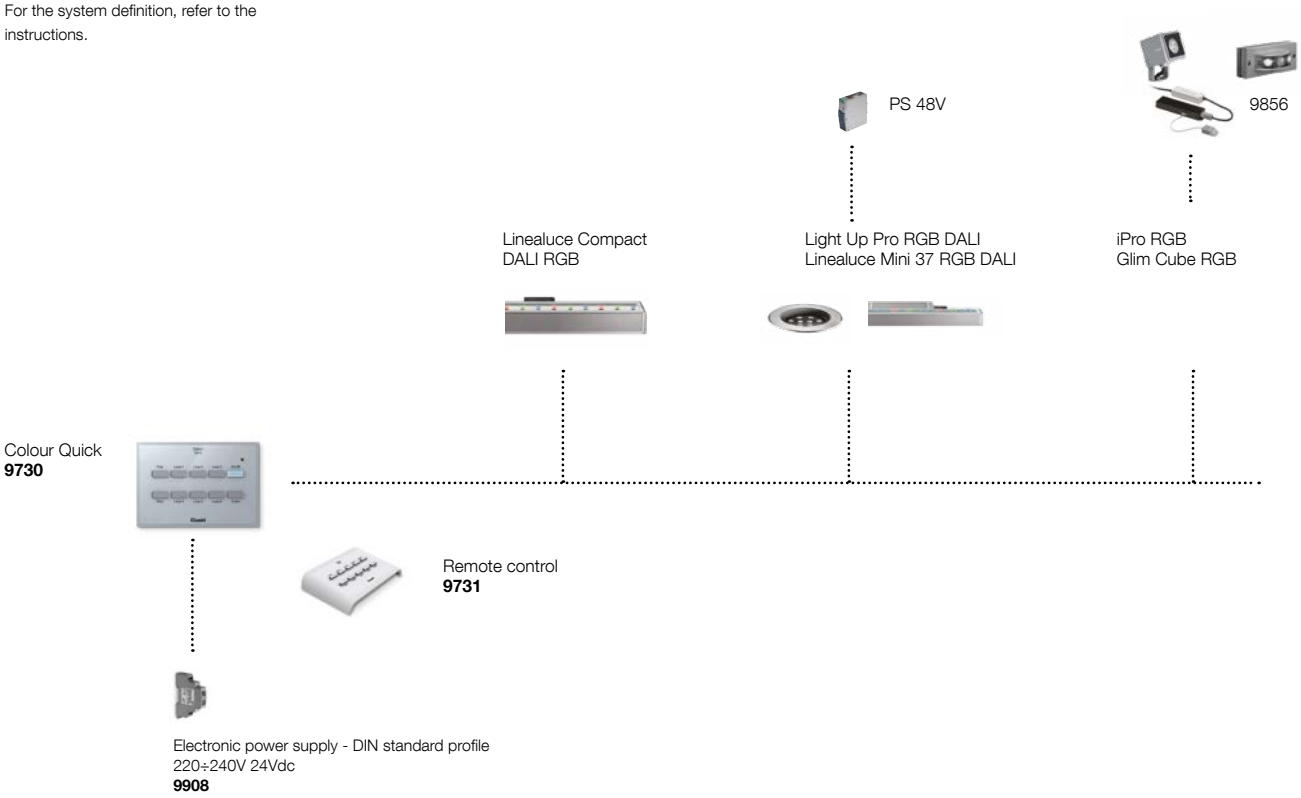



size	code colour
Colour Quick	
115x80x20h	**9730** 01-15



Remote control	
	9731 01



code colour
Electronic power supply designed to mount on a DIN standard profile 10W
9908 00

Input voltage: 90-260Vac
Output voltage: 24+/-3%Vdc
Frequency: 48/63Hz
Nominal power: 10W
Number of DIN modules: 1

Quick DMX
Touch DMX 512 / Touch DMX 128



Touch DMX 512



Touch DMX 128

Plug and Play | DMX | K | K

- The panels are used to control the DMX RDM devices indicated in the outline diagram in Plug & Play mode.
- Using the software supplied (programmable configuration), DMX systems can be created with extended functions and additional device models can be connected.
- The panels have a glass front.
- Equipped with a compact power supply.
- Installation on a wall-mounted box with 60 mm fixing distance.

- Touch DMX 512 manages 512 channels for each of the 2 lines; it has an intuitive colour wheel, display, touch areas for practical selection of scenes and adjustment of the intensity, colour and performance speed of the sequences.
- Dimensions: LxH 10.6 cm x 14.6 cm, thickness 1 cm.

- Touch DMX 128 manages 128 channels. It is compact and has essential commands such as intensity adjustment, colour selection, scene selection and sequence speed.
- Blue signal LEDs assist selection operations.
- Dimensions: L x H 8,6 cm x 8,6 cm, thickness 1 cm.



Compatible with Eurostandard and Schuko connection boxes

Programmable
The following devices can be used with the attached programming software for the panel.
All products provide the same colour.

- Platea Pro RGBW/TW DMX
- Linealuce RGBW/TW DMX
- iPro TW
- Light Up Earth RGBW
- MaxiWoody TW
- Underscore TW

For scenes involving tracking/rainbow effects etc., equipment programming is also required. Contact iGuzzini



01 WHITE

04 BLACK

Plug and Play
The X294 panel manages the following RGB devices indicated below with pre-set scenes and sequences. The colour wheel and the display are used to select colours and intensity as preferred.
The MZ73 panel manages the following RGB and TW devices indicated below with pre-set scenes and loops. The buttons and LED indicators ensure simplified and effective management.
When the panels are used in Plug & Play mode, all devices implement the same colour.







Outline layout with devices that can be used in Plug & Play mode:
Refer to the product instruction sheets for the definition of the plant.

* These TW products allow Plug & Play only with the Touch DMX 128 panel, code MZ73

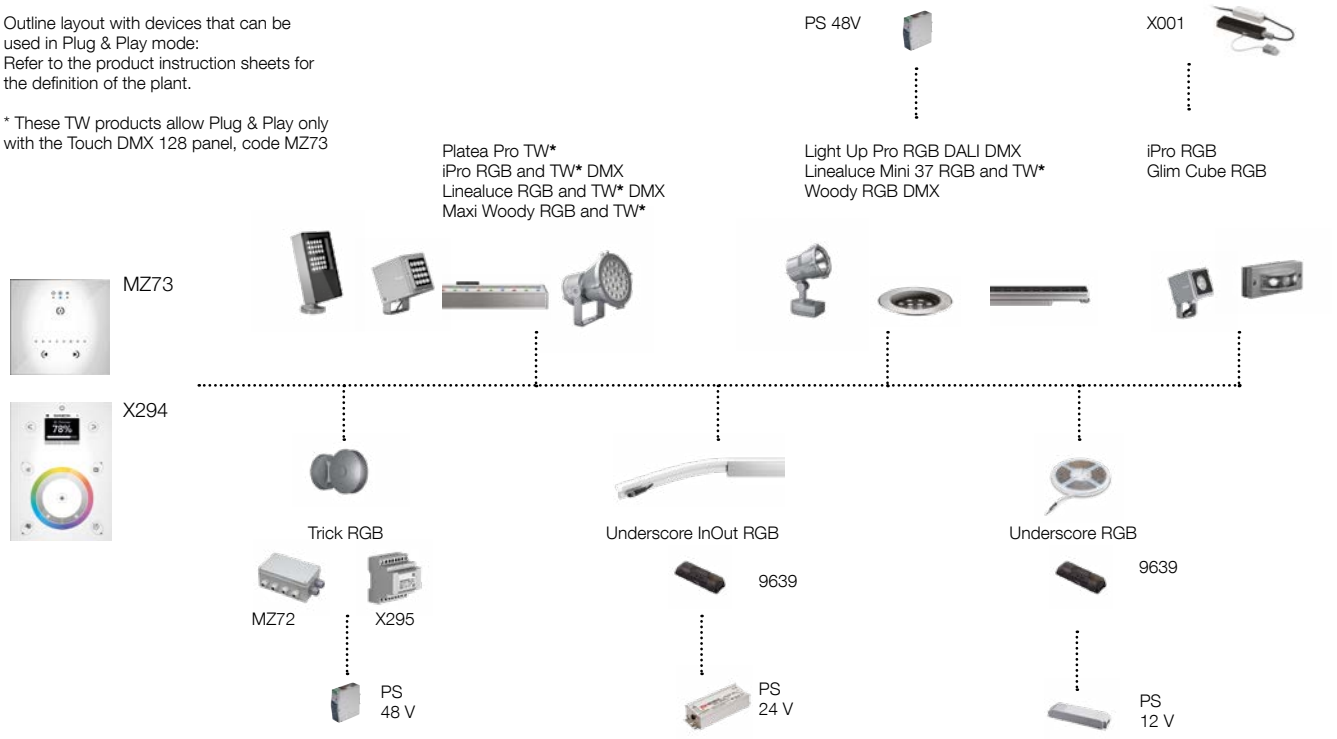

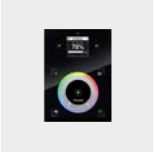

	code colour
Touch DMX 512 Complete with power supply unit Manages 2x512 DMX channels	**X294** 01-04

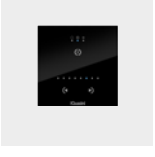

	code colour
Touch DMX 128 Complete with power supply unit Manages 128 DMX channels *	**MZ73** 01-04



	code colour
Flush wall-mounted box 70x70mm	**ML15** 16

Master Pro Evo KNX





KNX DALI

This innovative and "intelligent" control system, based on KNX and DALI technologies, allows centralised management of all functions in a building that are otherwise usually controlled separately.
Master Pro Evo offers flexible solutions for all kinds of application; solutions that guarantee comfort, safety and maximum energy savings.

Customized project
iGuzzini's staff of technicians and designers is always on hand to advise optimal configurations of the Master Pro Evo system.
Every project is designed taking into account the customer's specific requirements.

Centralized control
Adopting simple programmable logic controllers in a traditional system can guarantee users optimal comfort.
KNX systems now mean it is possible to study flexible solutions capable of covering all applications, from the simplest to the most complex in the tertiary sector. User-friendly installation, less cables, and a range of services including scene lighting, fault indications, and local and remote control systems, now combine to offer real added value solutions.

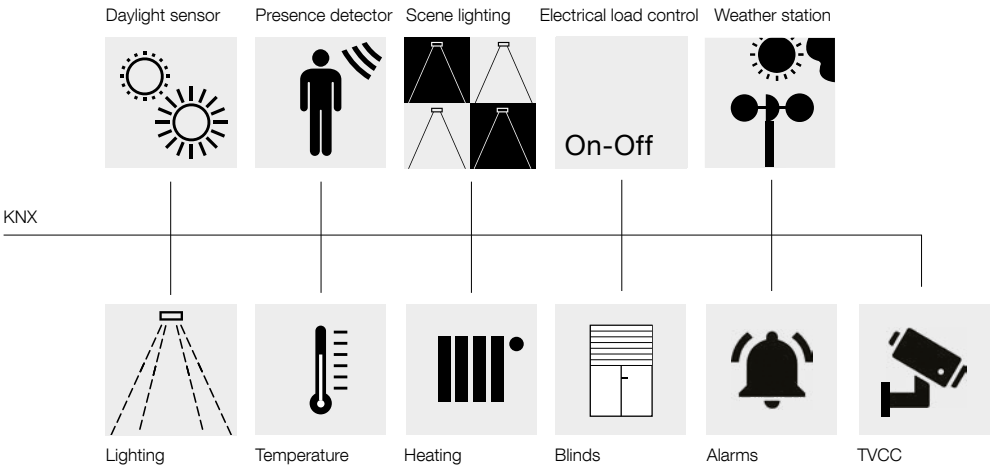

Conference halls

Automatic scene lighting control commands
Depending on the functions and uses required, customised lighting scenarios can be created in various areas of the building: meeting rooms, corporate welcome areas, offices, etc.



Benefits
- less electricity used compared to traditional systems for a room of similar size.
- More comfort for users and a more pleasant atmosphere in the room.
- Maximum design flexibility.
- Manual, automatic and remote adjustment via IR receiver.
- Easy maintenance.

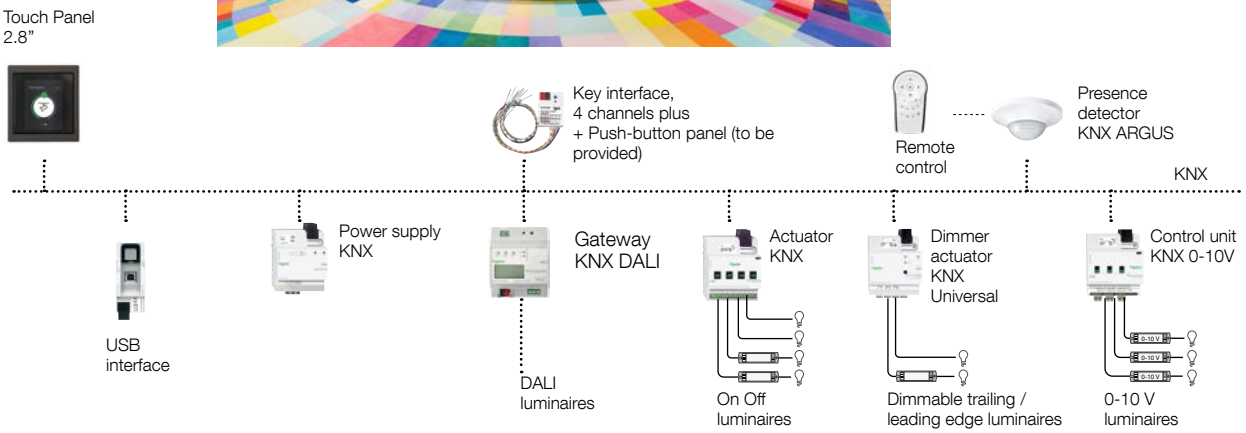

Showroom

KNX switch on actuators connected to a load monitoring touch panel
Monitoring electrical loads after store closures, such as lighting systems, surveillance cameras and other kinds of devices, helps avoid unnecessary energy waste. This configuration also allows lighting systems to be programmed during the night.



Benefits
- Consumption monitoring and identification of waste can save up to and more than 10%.
- Greater safety thanks to automatic alarms and emergency calls.
- Maximum flexibility and easy design.

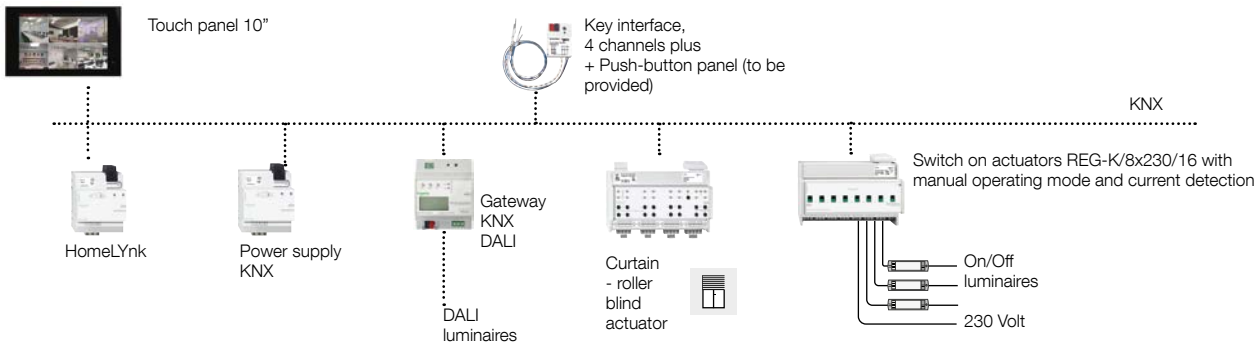

Master Pro Evo KNX

Offices

Presence detectors and light sensors
Automatic lighting and heating monitoring for the various offices is obtained through the interaction of sensors and actuators that eliminate manual intervention and offer increased safety, energy efficiency and comfort.



Benefits
- Automated room control reduces energy consumption by up to 35%.
- Greater safety thanks to automated alarms and emergency calls.
- Faster installation times
- Easy maintenance.



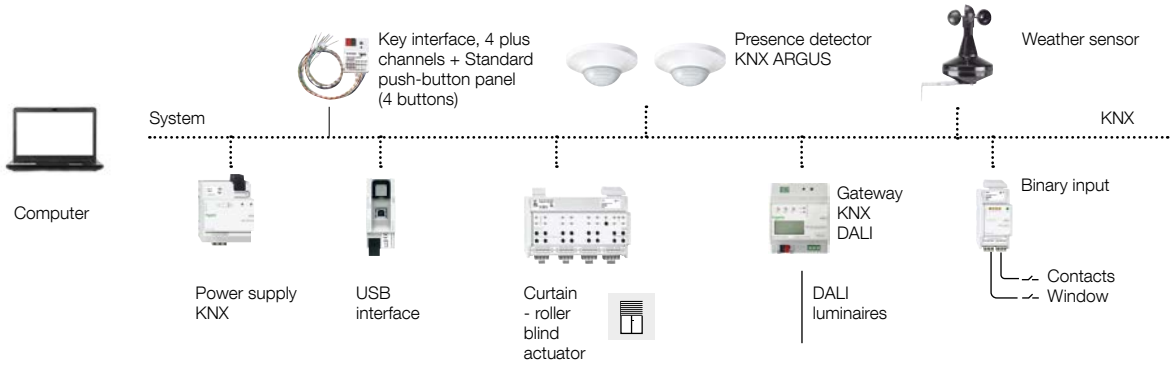

Museums and exhibition galleries

Presence detectors, light sensors and actuators for controlling blinds

The combination of various checking systems allows lighting to be controlled automatically and blinds to be regulated according to how the rooms are used, what their position is and the level of natural light.



Benefits
- Possibility of saving up to 50%.
- Greater safety thanks to automated alarms and emergency calls.
- Remote control and monitoring.
- Easy maintenance.
- Greater flexibility and easy installation.



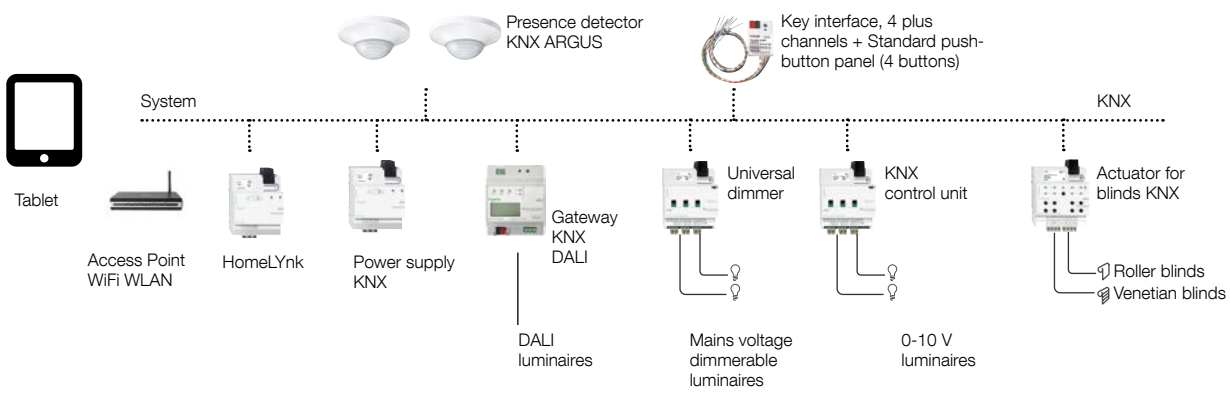

System Components



code colour

KNX REG-K/320 mA power supply

MH93 00

A module adapted to generate the bus voltage required to power a line of devices.
Current: 320 mA



KNX REG-K/640 mA power supply

MI56 00

A module adapted to generate the bus voltage required to power a line of devices.
Current: 640 mA



REG-K coupler

MH94 00

For the logic connection and electrically isolating lines and areas.



code colour

REG, 24 V CC / 0.4 A< power supply

MI57 00

Device with integrated overload or short circuit protection fitted on the DIN EN5022 profile and adapted to provide an auxiliary power supply to the KNX components.



Infrared remote control
Distance 2010

MH95 01

10 channel infrared remote control

Interfaces / Gateways



code colour

USB REG-K interface

MH96 00

For connecting a programming or diagnostic device to the bus line via a USB1.1 or USB2 interface.



KNX DALI REG-K/1/16(64)/64 Gateway

MH97 00

The DALI gateway connects the KNX protocol to the DALI interface digital electronic devices.
Up to a maximum of 64 addresses can be controlled and adjusted.



code colour

KNX/IP REG-K router

MH98 00

The KNX/IP routers can also forward telegrams between lines using the LAN (IP) as a rapid backbone.



Home LYnk home Automation Expert Solution

M618 00

Master Pro Evo KNX

Inputs / Binaries



code colour

Key interface, 2 plus channels

MI02 00

This generates an internal signal voltage that connects two conventional buttons or floating contacts as well as connecting two low current LEDs.



Key interface, 4 plus channels

MI03 00

This generates an internal signal voltage that connects four conventional buttons or floating contacts as well as connecting four low current LEDs.



REG-K/4x10 binary input

MI04 00

For connecting four conventional buttons or potential free contacts. It generates an SELV signal voltage internally that is electrically isolated by the bus.



REG-K/8x10 binary input

MI05 00

For connecting eight conventional buttons or potential free contacts. It generates an SELV signal voltage internally that is electrically isolated by the bus.



code colour

REG-K/4x24 binary input

MI06 00

For connecting four inputs with a voltage of 24 V AC/DC.
With an integrated bus coupler and life-connected terminals.



REG-K/8x24 binary input

MI07 00

For connecting eight inputs with a voltage of 24 V AC/DC.



REG-K/4x230 binary input

MI08 00

For connecting four inputs with a voltage of 230 V AC.
With an integrated bus coupler and life-connected terminals.



REG-K/8x230 binary input

MI09 00

For connecting eight inputs with a voltage of 230 V AC.
With an integrated bus coupler and life-connected terminals.

Time / timer programmer



code colour

REG-K/4/324 DCF-77 annual timer

MI16 00

Annual four-channel timer with a power feed unit and integrated DCF receiver.
To be integrated with the DCF-77 antenna for radio controlled timing synchronisation. Time and date view option on the bus.
The device can be programmed manually or via a PC with the appropriate software.



code colour

DCF-77 antenna

MI17 00

Antenna for receiving the time via a time signal. The antenna can be connected to an annual programmer REG-K/4/324 DCF-77.

Movement / presence detectors



code colour

KNX ARGUS Presence Basic

MI10 01

Indoor presence detector



KNX ARGUS Presence with light command and infrared receiver

MI11 01

Indoor presence detector.
Thanks to the infrared receiver, the individual ARGUS Presence configurations can be changed via remote control.



Ceiling assembly base for ARGUS Presence

MI12 01



code colour

KNX ARGUS 180/2.20 m recessed luminaire

MI58 01

Indoor movement detector with anti-scratch cover.



Frame for recessed presence sensor KNX Argus 180/2.20 m

MM30 01



Flush wall-mounted box 60x60mm

ML15 16

Light sensors / Weather stations



code colour

KNX light and temperature sensor

MI13 00

The sensor registers the light and temperature and transmits them to the bus.
It is fitted with a temperature and a light sensor.
Adapted for outer wall assembly.



REG-K weather station with 4 channels

MI14 00

The weather station registers and processes analogue sensor signals indicating wind speed, light, dusk, rainfall and a DCF-77 signal.
It can be fitted to any combination of up to four analogue sensors plus the combined DCF-77 weather sensor.



code colour

Combined weather sensor with DCF-77

MI15 04

The combined weather sensor includes a wind sensor, a rainfall sensor, a dusk sensor and three light sensors (east, south and west).
Plus an integrated DCF-77 receiver, a 45° adjustable antenna and integrated heating.

Switch actuators



code colour

FM KNX 16 A actuator with 2 inputs

MI18 00

A 1-channel actuator with two inputs for assembly in a 60 mm flush-mount case or in a ceiling-mounted socket with coupling.
The two floating contacts can be connected to two inputs.



Switch actuator REG-K/2x230/16
with manual mode option and current detector

MI19 00

For controlling two electric loads independently.
The actuator is fitted with a built-in current detector that can measure current absorption on each channel.
All the outputs can be commanded using manual switches.



code colour

Switch actuator REG-K/4x230/16
with manual mode option and current detector

MI20 00

For controlling four electric loads independently. The actuator is fitted with a built-in current detector that can measure the load current on each channel.
All the outputs can be commanded using manual switches.

Switch actuators



code colour

Switch actuator REG-K/8x230/16
with manual mode option and current detector

MI21 00

For controlling eight electric loads independently.
The actuator is fitted with a built-in current detector that can measure the load current on each channel.
All the outputs can be commanded using manual switches.



Switch actuator REG-K/12x230/16 with manual mode option and current detector

MI22 00

For controlling twelve electric loads independently.
The actuator is fitted with a built-in current detector that can measure the load current on each channel.
All the outputs can be commanded using manual switches.



code colour

REG-K/8x/16x/10 switch/blind actuator with manual mode option

MI23 00

For controlling eight blind/shutter motors independently or for switching sixteen loads via closure contacts. The blind or switch channel function can be configured as required. All the blind/switch outputs can be commanded manually using the buttons on the front of the device.



REG-K/4x24/6 blind actuator with manual mode option

MI24 00

For controlling four blind/shutter motors independently. The blind channel function can be configured as required. All the blind outputs can be commanded manually using the buttons on the front of the device.

Master Pro Evo KNX

04
BLACK

Dimmer



code colour

Dimmer at mains voltage REG-K / 2x230 / 300W
MI25 00

For controlling and adjusting incandescent lamps and electronic transformers.



Dimmer at mains voltage REG-K / 2x230 / 1000W
MI26 00

For controlling and adjusting incandescent lamps and HV and LV halogen lamps using bobbin wound transformers or electronic dimmer devices.



code colour

Control unit 0-10 V REG-K
with 3 outputs and manual mode
MI27 00

For connecting devices with a 0-10 V KNX systems interface. With an integrated bus coupler and life terminals (230 V) or life-connected terminals (0-10 V). Each individual 230 V switch output can be controlled manually with a switch.

Display and command panels and pushbuttons



code colour

Touch Panel Client Android 10"
Q739 04



Flush-mount box
Q741 00



Electronic power supply designed to mount on a DIN standard profile 72 W
9910 00

V_{IN}=220÷240Vac / 50÷60Hz
V_{OUT}=24Vdc ±2% (SELV)



code colour

KNX Multitouch Pro 2.8"
Q737 04



Flush wall-mounted box
70x70mm
ML15 16



Single frame
Q738 70



code colour

KNX Pro button
Q743 01



Flush wall-mounted box
70x70mm
ML15 16



Single frame
Q738 01

Prysmian Group Head Offices - Milan, Italy
Overall architectural project: Maurizio Varratta Architect
Interior design, space planning: DEGW
Photo: Paolo Carlini



Master Pro DMX



DMX

A “smart”, innovative control system, based on DMX RDM technologies allowing centralized management of all lighting functions, with dynamic colour change or monochrome, which are usually controlled separately.

Master Pro DMX offers flexible solutions for all requirements, guaranteeing maximum energy savings and the best possible effects in terms of using lighting to rapidly alter perceptions of spaces.

Customized projects
iGuzzini's staff of technicians and designers, on request, can help define the best configuration for the Master Pro DMX system.
Every project is studied taking into consideration specific customer requirements.



Architectural
Customize control solutions to create your own signature style, enhance and highlight your ideas as regards exterior features of architecture whose meaning, in this way, changes all the time.



Retail
Display goods with elegance and inspire purchasing behaviour.



Hospitality
Arouse emotions and use light to create peaceful yet and intriguing atmospheres.

Speed and dynamism are the strong points of Master Pro DMX.
The combination of the various modules allows DMX luminaires (monochrome, RGB, RGBW, WRGBW, white tuning) to be controlled in a way that makes it possible to create systems of any size. A customisable graphical user interface allows users to control the recall of fixed lighting setups or replay dynamic sequences from remote technological devices (WiFi or Ethernet). The system is made up of a DMX control unit named "Butler" and accessories for the use of additional, non-DMX luminaires.

For small lighting systems, stand-alone mode is possible, with a server, called a LCE, for on-line control of the entire system.
This system can be integrated in The Building Automation using the related Gateway Connect EIB/KNX module.

Small systems

Medium systems

Large systems

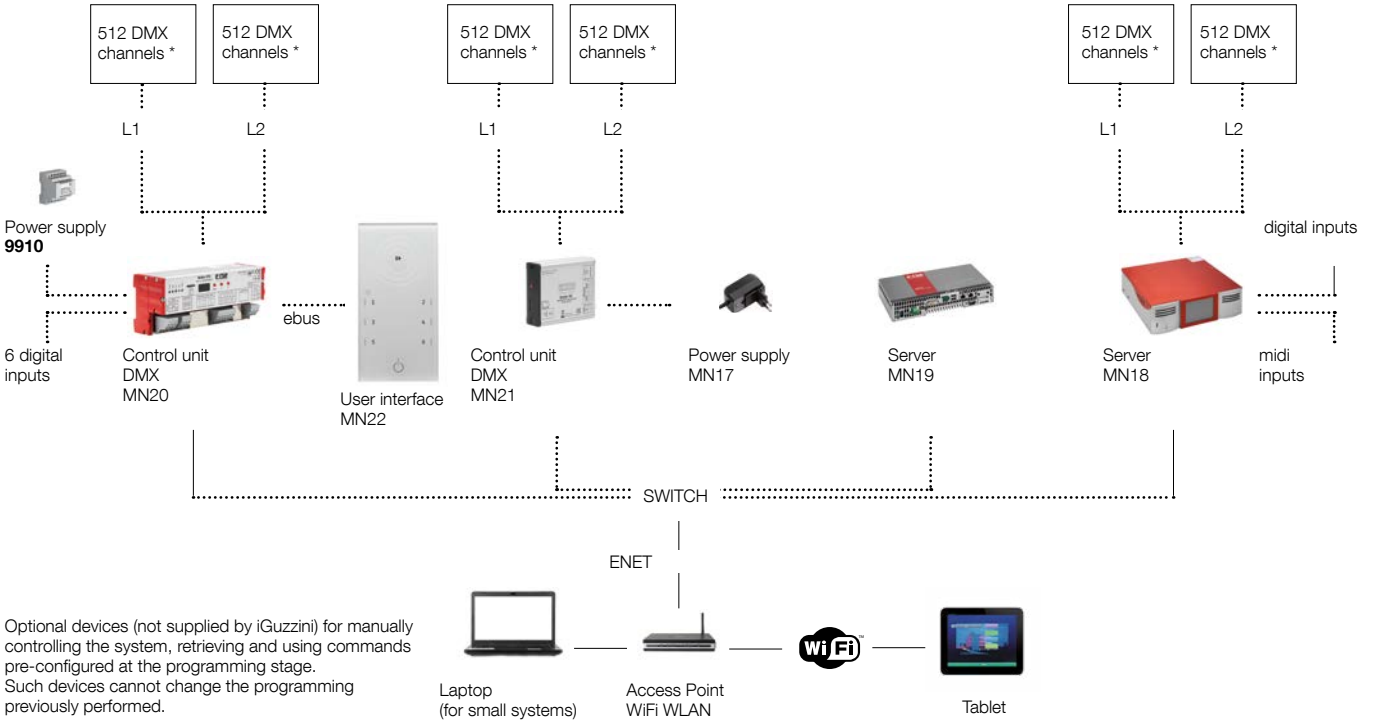

Optional devices (not supplied by iGuzzini) for manually controlling the system, retrieving and using commands pre-configured at the programming stage.
Such devices cannot change the programming previously performed.

* The DMX standard envisages the connection of max 32 products and/or max. 100m. For system extensions, use code **MN28**

Master Pro DMX

Control engines



code colour

Server LCE “Lighting Control Engine” 600 W

MN18 00

V_{IN}=100÷240Vac



Server LCEMx “Lighting Control Engine mx” 100 W

MN19 00

V_{IN}=24Vdc - Current 4A



code colour

Interface/Engine “Butler XT2”
(1024 channels DMX/RDM) 34 W

MN20 00

V_{IN}=12÷24Vdc - Current≥1.35A
with 24Vdc e.bus (Glass touch panel)



Interface/Engine “Butler S2”
(1024 channels DMX/RDM) 6 W

MN21 00

V_{IN}=12÷24Vdc via ext. PSU
Current max 250mA
V_{IN}=48Vdc via PoE (Power over Ethernet)

User terminals



code colour

Glass keyboard - Glass Touch T6R White

MN22 01

V_{IN}=24Vdc - 18mA via e:bus - IP20

Interfaces and accessories



code colour

“DMX2CC 6 channel”

MN23 00

Dimmer DMX for high power LED products that use constant current dimming (CC, Constant Current) - 6 channels
V_{IN}=24÷48Vdc - max 4.5A - max 180 W
Max output adjustable current: 50÷700mA for channel
Max 12 LEDs per channel, up to a total of 72 LEDs

Provide a power supply with the same voltage as the product



“DMX2CC 12 channel”

MN24 00

Dimmer DMX for high power LED products using constant current dimming (in CC, Constant Current) - 12 channels
V_{IN}=24÷48Vdc - max 9A - max 360 W
Max output control current:
50÷700mA for channel
Max 12 LED for channel, up to a total of 144 LEDs
Provide a power supply with the same voltage as the product



“DMX2PWM 3 channel”

MN25 00

DMX dimmer for constant voltage (CV) LED products (PWM controllable) - 3 channels
V_{IN}=12÷48Vdc*
Output current per channel: max 2.5A.
*Provide a power supply with the same voltage as the product



code colour

“DMX2PWM 9 channel”

MN26 00

DMX dimmer for constant voltage (CV) LED products (PWM controllable) - 9 channels
V_{IN}=12÷48Vdc*
Output current per channel: max 2A.
Input continuous current (power supply): max. 14A

*Provide a power supply with the same voltage as the product



Gateway Connect EIB/KNX

MN27 00

Converts the unidirectional data of the KNX (Konnex) protocol into the E:CUE (e:net) Ethernet protocol
V_{IN}=24Vdc (21÷32Vdc) - 3W



“RDM ISOLATOR”

MN28 00

DMX signal amplifier/isolator
V_{IN}=9÷48Vdc - 1W

Interfaces and accessories



code colour

6-way DMX512 splitter and amplifier bi-directional, DIN standard profile

MT87 00

V_{IN}=9÷48Vdc - max 1.5A - 8 W



Power supply kit, 12W with plugs (EU, UK, US, DE), screwdriver and connector for "Butler S2" code MN21

MN17 00

V_{IN}=100÷240Vac - V_{OUT}=12Vdc - 1000mA

for MN21



Electronic power supply designed to mount on a DIN standard profile 72 W

9910 00

V_{IN}=220÷240Vac / 50÷60Hz
V_{OUT}=24Vdc ±2% (SELV)

for MN20



Electronic power supply designed to mount on a DIN standard profile 120 W

BZK0 00

V_{IN}=88÷264Vac / 50÷60Hz
V_{OUT}=24÷28Vdc (SELV)

for MN19



code colour

Electronic power supply designed to mount on a DIN standard profile 120 W

BZ14 00

V_{IN}=88÷264Vac / 47÷63Hz
V_{OUT}=48÷55V (SELV)

for MN23-MN24



Electronic power supply designed to mount on a DIN standard profile 240 W

BZ15 00

V_{IN}=88÷264Vac / 47÷63Hz
V_{OUT}=48÷55V (SELV)

for MN23-MN24



Electronic power supply designed to mount on a DIN standard profile 480 W

BZ16 00

V_{IN}=90÷264Vac / 47÷63Hz
V_{OUT}=48÷55V (SELV)

for MN23-MN24

pinterest.com/iguzzini



Appendix

836 Colours
837 Product alphabetical index
838 Information for the reader
840 General information
841 Icons
842 Contacts
844 Code/page reference

Station F – Paris, France
Client: Station F
Architectural and lighting project: Wilmotte & Associés
Photo: Didier Boy De La Tour

Colours

A1	Grey / nitric
A5	Chrome / nitric
B5	Grey / white
B6	Grey / transparent
B7	Nitric / transparent
C1	Black / nitric
D6	Dark grey / aluminium
D7	Cyan
D8	White / transparent
D9	White / nitric

E1	Grey / black / aluminium
E4	White / chrome
E5	White / grey
E6	Chrome burnished
E7	White/chrome burnished
E8	Satin gold
E9	White/ satin gold
F1	Black/ burnished chrome
F5	Rust brown
G16	Anthracite grey

00	Indeterminate
01	White
02	Orange
04	Black
05	Red
06	Yellow
07	Green
09	Sky blue
10	Chrome
12	Aluminium

13	Steel
14	Gold
15	Grey
16	Blue
21	Clear and satin
24	Clear transparent
26	Magenta
38	Opal
39	White / aluminium
40	Black / aluminium

41	White / gold
43	Black / black
44	Black / gold
47	White / black
65	Nitric
73	Grey / yellow
74	Grey / black
78	Grey / aluminium
86	Dark metallic grey

Product alphabetical index

Indoor lighting systems

276 **Mains Voltage Track - Downlight**
316 **Low Voltage Track**
274 **Mains Voltage track - ceiling**
402 **Bos**
398 **Cup**
208 **Deep Frame**
166 **Easy**
256 **Front Light**
366 **Gem**
330 **Isola**
346 **iN 30**
349 **iN 60**
250 **iN 90**
334 **iPlan**
338 **iPlan Easy**
340 **iPlan Access**
396 **iRoll**
368 **iSign**
208 **Laser**
Low Voltage Track p.298
Fixed p.192
Adjustable p.200
Ceiling p.392
Suspension p.371
Wall Washer p.206
90 **Laser Blade Square**
Adjustable p.98
High Contrast p.92
Wall Washer p.96
Laser Blade XS
General Lighting pro p.134
General Lighting pro ceiling p. 388
General Lighting pro Low Voltage track p.296
High Contrast p.106
High Contrast ceiling p.384
High Contrast Low Voltage track p.292
Suspension p.371
Wall Washer p.130
Wall Washer LGC p.112
Wall Washer ceiling p.390
Wall Washer ceiling LGC p.390
Wall Washer Low Voltage track p.297
Laser Blade
Adjustable p.138
General Lighting 136
General Lighting Pro p.134
High Contrast p.122
Wall Washer p.130
Wall Washer LGC p.126
158 **Laser Blade System53**
140 **Laser Blade L**
Adjustable p.164
High Contrast p.140
Wall Washer p.140
152 **Laser Blade XL**
Adjustable p.154
High Contrast p.150
Wall Washer p.152
251 **Le Perroquet**
400 **Motus** LED
Palco
Palco p. 238
Palco Low Voltage track p. 304
Palco Low Voltage track WW p.308
Palco Low Voltage track Framer p.310
Palco downlight surface remote driver p.224
Palco framer/downlight surface remote driver p.230
Palco Framer p. 246
Palco surface built-in driver p.234
Palco Wall Washer p. 244
198 **Pixel Plus**
194 **Pixel Pro**
443 **PizzaKobra**
168 **Reflex**
Fixed p.170
Adjustable p.182
Wall Washer p.178
299 **Tecnica Pro**
427 **Underscore6**
430 **Underscore15/18**
438 **Underscore** Grazer
View
Low Voltage Track
Opti Linear
Opti Beam Lens

Outdoor lighting systems

438 **Albero**
493 **Archilede HP**
478 **Argo**
478 **Argo span-wire installation**
452 **Crown**
478 **Delphi**
755 **Ellipse**
442 **Fiamma**
794 **Glim Cube**
753 **iPoint**
733 **iPro** (Wall and ceiling-mounted luminaires)
633 **iPro** (Floodlights)
780 **iRoll 65 (**(Wall and ceiling-mounted luminaires)
706 **iRound**
748 **iTeka** (Bollards and Systems for residential areas)
484 **iTeka** (Pole-mounted systems)
658 **iTeka** (Floodlight)
744 **iWay**
473 **Lavinia**
440 **La Venaria**
739 **Lander** (bollard)
739 **Lander** (wall/ceiling)
710 **Laser Blade InOut** (ceiling recessed luminaire)
760 **Laser Blade InOut** (wall/ceiling)
696 **Light Up** Balisage
686 **Light Up** Earth
670 **Light Up** Orbit
Stainless steel frame p.766
Stainless steel frame with screws p. 768
All glass p.762
694 **Light Up** Walk professional
564 **Linealuce** Compact 75
570 **Linealuce** Compact 101
554 **Linealuce** Mini 37
546 **Linealuce** Mini 47
560 **Linealuce** Mini 55
660 **Lingotto**
648 **MaxiWoody**
644 **Miniwoody**
512 **MultiPalco InOut**
512 **MultiPalco Framer InOut**
524 **MultiPlatea**
520 **MultiWoody**
516 **MultiPro**
612 **Palco InOut**
626 **Palco Framer InOut**
652 **Platea Pro** (Floodlights)
467 **Platea Pro** (Pole-mounted systems)
499 **Quid**
506 **Street**
76 Trick
Radial effect p.764
Light Blade effect p.764
Washer effect p.768
456 **Twilight**
754 **Typha**
445 **UFO**
584 **Underscore InOut 10**
594 **Underscore InOut 16**
716 **Underscore InOut Dive**
732 **Walky** (Bollard)
698 **Walky** (Recessed luminaire)
788 **Walky** (Wall)
718 **WaterApp (**Floodlights)
720 **WaterApp (**Recessed luminaires)
644 **Woody**
487 **Wow**

Intelligence of Light Solutions (IoL)

806 **Quick BLE**
810 **Quick DALI DALI Touch display 7”478**
811 **Quick DALI DALI Touch panel TWRGB / TW**
811 **Quick DALI DALI Touch panel TWRGB / TW**
812 **Quick DALI DALI Touch Slide TW**
814 **Quick DALI LMS Quick**
818 **Quick DALI Colour Quick**
820 **Quick DMX Touch DMX 512**
820 **Quick DMX Touch DMX 128**
822 **Master Pro Evo KNX**
822 **Master Pro DMX**

Information for the reader

Chapters

Each product category is preceded by an overview and, in some cases, introductory pages presenting the common lighting design and technical features.



Presentation

Each product is presented using one or more images which show off its design, applications and dimensions. The specific technical features, optics and lamps are then illustrated. The icons summarise further advantages of the luminaire.

Certifications
UL
For more details, see
www.iguzzini.com/us
CCC
For more details, refer to
www.iguzzini.com



Product codes

This section indicates the codes, prices, description of the luminaires and accessories.

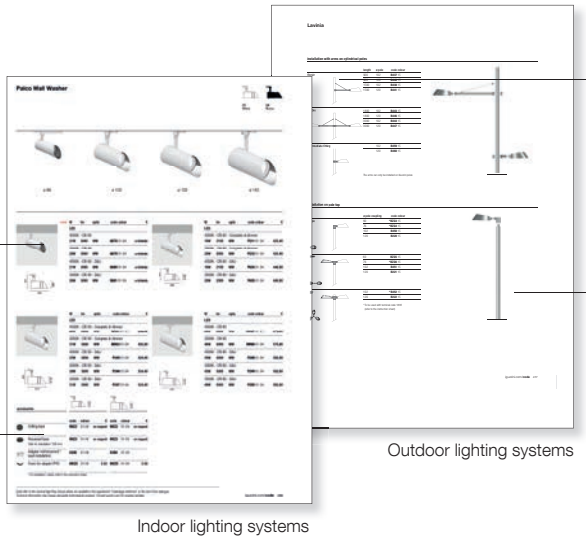

Degree of protection

The resistance offered by the fixture to the penetration of solids and liquids is indicated by the IP prefix (International Protection) followed by two numbers. The first number identifies the degree of protection against the ingress of solids and the second number against liquids (IEC 529 - EN 60529 publication).
The letters IK indicate the level of shock resistance of the luminaire, according to CEI EN 50102.

FIRST IDENTIFICATION NUMBER Degree of protection against penetration of solids.	
0	Not protected
1	Protected against penetration of solids larger than 50 mm.
2	Protected against penetration of solids larger than 12 mm.
3	Protected against penetration of solids larger than 2.5 mm.
4	Protected against the penetration of solids larger than 1 mm.
5	Protected against the penetration of dust
6	Completely protected against penetration of dust

SECOND IDENTIFICATION NUMBER Degree of protection against penetration of liquids.	
0	Not protected
1	Protected against the vertical fall of water drops
2	Protected against the fall of water at a maximum angle of 15°
3	Protected against rain
4	Protected against splashes
5	Protected against jets of water
6	Protected against waves
7	Protected against the effects of immersion
8	Protected against the effects of prolonged immersion

LEVEL OF SHOCK RESISTANCE It designates the level of shock resistance according to CEI EN 50102.	
IK00	Not protected
IK01	Protected against 0.15 J shocks
IK02	Protected against 0.2 J shocks
IK03	Protected against 0.35 J shocks
IK04	Protected against 0.5 J shocks
IK05	Protected against 0.7 J shocks
IK06	Protected against 1 J shocks
IK07	Protected against 2 J shocks
IK08	Protected against 5 J shocks
IK09	Protected against 10 J shocks
IK10	Protected against 20 J shocks

Classification of fittings

Classification of fittings according to electrical protection.	
Class I	With functional insulation in every part and with earth terminal or clamp if the unit is fixed, or with electric power supply cable complete with earth wires and relative plug with earth contact if the unit is mobile.
Class II	With double insulation and/or reinforced insulation in every part and without earth connections.
Class III	Designed for connecting to low voltage circuits, without any internal or external circuit functioning at a voltage different from safety low voltage.

Class III products: performances are assured only when using the electronic power supply units and drivers indicated in the catalogue.

Classification of fittings according to the flammability of the surfaces used for installation.	
F	The fitting can be installed on normally flammable surfaces.

General information

Product Book 2019

Our complete range of indoor and outdoor light fittings are presented in this catalogue.
A general description of each system is provided followed by a brief description of the fittings in the system with their codes.
Dimensions are expressed in millimetres.

All the light fittings presented in this catalogue have been designed and produced according to Italian CEI 34-21 Regulation unified to European EN 60598-1 regulations, which in turn correspond to international IEC-598-1 regulations.

General conditions

iGuzzini reserves the right to discontinue any products from its collection at any time whatsoever and without prior notice, without prejudice to the essential characteristics of the models described; iGuzzini also reserves the right to make technical and photometric modifications as well as to change any parts, details or finishes deemed suitable for improvement purposes or due to construction and commercial requirements. Goods travel at the customer's risk and peril, even those sold franco domicile. Any exporting of goods purchased must be authorised in advance and in writing by iGuzzini.
The pole + product compositions shown in the catalogue are merely indicative, in particular as concerns the wind-thrust stability test, which should be performed based on both the characteristics of the location and the regulations in force.
For installation purposes refer exclusively to the conditions described in the instruction sheet included in the product package and/or on the Web site **www.iguzzini.com**
The data and information contained in these pages is to be considered indicative and non-binding.
iGuzzini reserves the right to cancel, alter, or rectify the data and information for legal and/or technical and/or technological reasons.
iGuzzini, in any case, will try to do everything in its power to ensure that all the data and information herein are correct and up-to-date when printed, yet shall not be held accountable if, regardless of various proofreads, there should be inaccuracies and/or errors because of, and not limited to, legal or technological updates, use of software that is different from that utilized by iGuzzini, and/or issues that are out of Guzzini's control.
For information and updates on compatibility of the light sources with the fittings illustrated in this catalogue, reference must be made to the instructions sheets that can be downloaded from the e-catalogue at **www.iguzzini.com**

These conditions shall apply from 01.01.2019

Safety seals

In order to guarantee operation and safety, public boards have established specific standards which protect the end user against risks. iGuzzini illuminazione in line with its policy of quality and safety, makes products which comply to these standards.The non-electrified components of the system (such as cover plates, couplings, etc.) cannot be considered as lighting fixtures and therefore are not included in the standards used by the Quality Seal Institutes for their classification. However, all the components of the certified systems have been tested by the said Institutes to ensure compatibility and safety.
The luminaires in the iGuzzini collection are designed in conformance with European standards EN 60598-1 and more specific ones, therefore meeting these requirements in full, including the maximum temperatures allowed and considering the ambient temperature to be 25°C.
Please contact the company in case of countries or applications with especially severe temperature requirements (i.e. fluorescent luminaires in low temperature areas, LED luminaires in high temperature areas, etc.) or different microclimatic features (i.e. swimming pools, explosion-risk zones, etc.).
For the correct installation of the luminaires, always consult the instruction sheet provided with the product.

Guarantee

iGuzzini warrants that their products are free from any defect in manufacturing and/or material in case of proper use, for a period of five years from the date of the invoice prior to online registration at **www.iguzzini.com** and acceptance of specific conditions. In any case, iGuzzini recognises the warranty rights foreseen by the law.

Information

For enquiries, remarks and service needs, please contact the reference company for your geographical area at www.iguzzini.com/contacts.

Icons

Opti Beam — Opti Beam Reflectors

Opti Smart — Opti Smart Reflectors

Luminaires with high visual comfort

High CRI — Luminaire with high chromatic yield index

Luminaire angle relative to the horizontal plane

Luminaire rotation about the vertical axis

Graduated scale and aim locking

Adjustable optic

Double adjustability of the optics

KG — Static load resistance

t° 40° — Contact temperature

h — Reduced height luminaire

mm — Creep adjustment of suspension cables

Interchangeable reflector

Adjustment of light beam opening

Emergency lighting

Luminaires for interiors with video terminals

installation without tools

Presence detector

Dimmable luminaire

K K — Tunable White Versions

1800 K 2700 K — Warm dimming versions

TW RGB — Tunable White RGB Versions

RGB Versions

RGBW Versions

DALI — compatibility with DALI protocol

Plug and Play — Preconfigured light management systems

Direct DIM LED — Dimmable using standard controls for LEDs

KNX — Compatibility with KNX protocol

LON — Compatibility with LON protocol

DMX — Compatibility with DMX protocol

LMS — Compatibility with light management systems

Smart Light — Smart Light

Midnight recognition

Feed-through wiring

No upward emission of the luminous flux

>4kW — Surge protection

Telemanagement

0 ⟶ 10 Volt — 0-10 volt

1 ⟶ 10 Volt — 1-10 volts

Anti-transpiration device

Multi Power — Multi Power Electronics

Carriageable product

Immersion product

Twilight photocell

Daylight sensor

Class I products

Class II products

Class III products

Operation under extreme conditions

F — Product with F mark

CCC type-approved product

03 — Product with ENEC mark

UL type-approved products

IK08 — Level of shock resistance

IK09 — Level of shock resistance

IP23 — Degree of protection

IP43 — Degree of protection

IP44 — Degree of protection

IP54 — Degree of protection

IP55 — Degree of protection

IP66 — Degree of protection

IP67 — Degree of protection

IP68 — Degree of protection

Contacts

For inquiries, comments and assistance, refer to the iguzzini.com website for a complete list of iGuzzini operating offices, distributors and agencies and contact the reference company for your geographical area.

www.iguzzini.com/contacts

Headquarters

iGuzzini illuminazione spa
62019 Recanati, Italy
via Mariano Guzzini, 37
PO Box 56.75.103
Tel. (+39) 071.75881
Fax (+39) 071.7588295
iguzzini@iguzzini.it
www.iguzzini.com

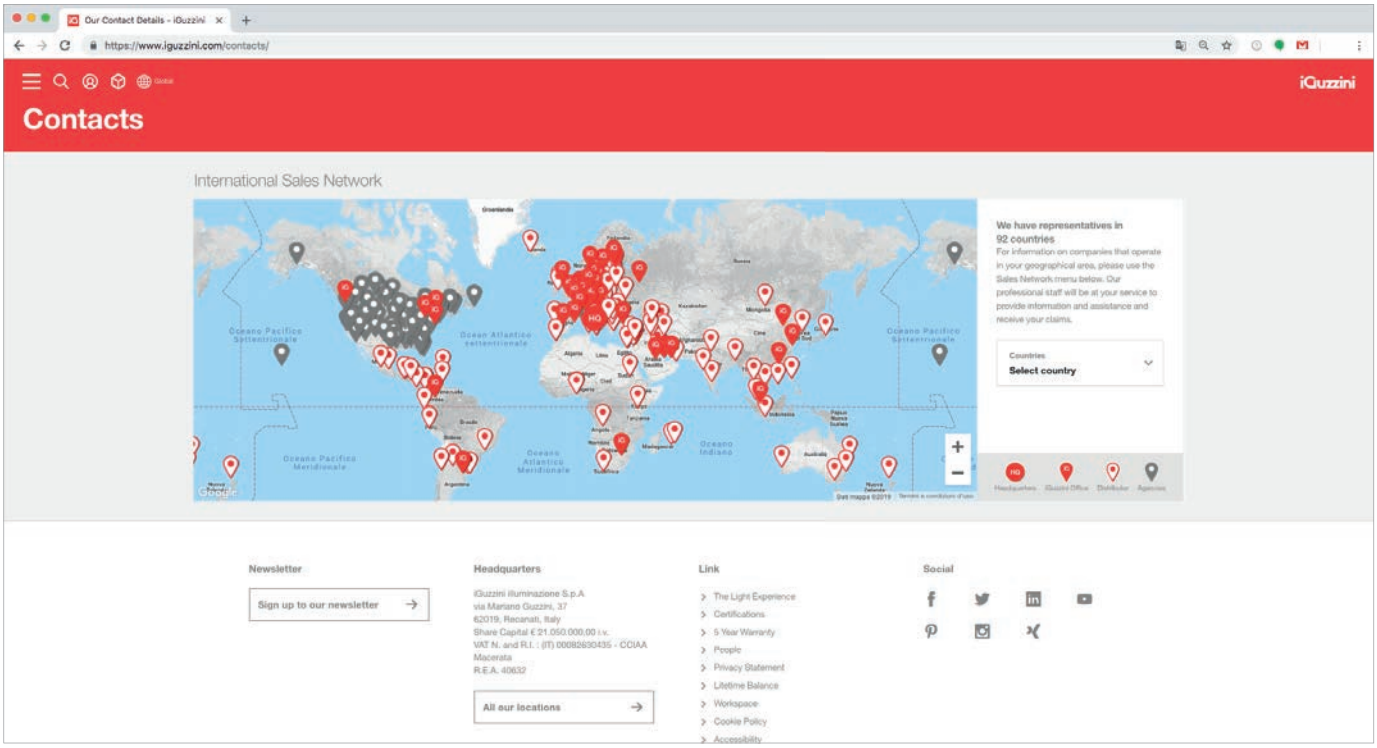

Notes

Code/page reference

code	page
0453	536
0455	755
0456	661
1154	640
1158	651
1164	536
1165	536
1168	536
1170	661
1171	661
1172	661
1174	661
1176	661
1177	661
1179	661
1180	708
1181	646
1182	646
1183	646-647
1184	646-647
1185	647
1186	647
1187	647
1188	647
1189	647
1190	647-659
1191	186-189
1195	651
1203	454-481-530
1205	449-454-464-471-481-486-491-497-505-511-515-519-523-527-530
1271	449-464-471-486-530
1272	449-464-471-486-530
1274	481-519-530
1275	454-464-486-491-496-505-511-533
1281	454-491-496-505-511-533
1282	454-491-496-505-511-533
1283	454-491-496-505-511-533
1284	454-491-496-505-511-533
1287	515-519-523-527-530
1288	515-519-523-527-532
1289	519-530
1290	519-532
1291	481-515-519-523-527-530
1292	481-515-519-523-527-530
1344	449-454-464-471-481-486-491-497-505-511-519-530
1506	471-476-481-491-497-505-511-534
1507	471-476-481-491-497-505-511-534
1508	471-476-481-491-497-505-511-534
1509	471-476-481-491-497-505-511-534
1511	471-476-481-491-497-505-511-535
1515	471-476-481-491-497-505-511-535
1518	449-454-471-481-486-491-497-505-511-531
1519	449-454-471-481-491-497-505-511-531
1520	454-471-481-491-497-505-511-531
1521	449-454-471-481-486-491-497-505-511-531
1522	449-454-471-481-491-497-505-511-531
1523	454-471-481-491-497-505-511-531
1542	450-464-471-476-481-491-496-505-511-515-519-523-527-530
1543	450-471-476-481-491-496-505-511-515-519-523-527-530
1544	450-476-481-491-496-505-511-515-519-523-527-532
1545	450-476-481-491-505-511-515-519-523-527-532
1546	450-476-481-491-505-511-515-523-527-532
1547	450-476-481-491-505-511-515-519-523-527-532
1548	450-476-481-491-505-511-515-523-527-532
1552	450-476-481-491-505-511-515-523-527-532
1554	450-476-481-491-505-511-515-523-527-532
1566	471-476-481-491-497-505-511-535
1570	471-476-481-491-497-505-511-535
1585	471-476-481-491-497-505-511-535
1588	471-476-481-491-497-505-511-535
1597	450-471-476-481-491-496-505-511-515-519-523-527-532
1598	450-471-476-481-491-496-505-511-515-519-523-527-532
1599	450-471-476-481-491-496-505-511-515-519-523-527-532
1862	536
1863	536
1864	536
1865	536
1880	515-519-523-527-640
1909	471-476-481-491-497-505-511-535
1910	471-476-481-491-497-505-511-535
2600	674
2606	683
2611	679
2620	683
2628	683
2633	683
2635	683
2640	683
3151	252
3231	252
4059	423
4461	366
4491	100-156-186
4492	708-785
4493	708-785
4497	186
4589	336
4590	336
4870	251
5030	403
5031	403
5192	336
5193	336
5194	336
5195	336
5508	576
5509	576
5510	576
5554	576
5561	576
5570	567-568-576
5571	567-568-576
5572	576
5573	576
5576	567-568-576
5577	567-568-576
5578	567-568-576
5588	576
5589	576
5590	576
5591	576
5594	576
5595	659
5596	749
5925	562-572
5926	572
5935	696
5937	651
5940	651
5943	651
5949	651
5951	651
6012	518-523
6013	518-523
6014	515-519-526-624-628-641-651-655-656
6015	515-519-526-624-628-641-651-655-656
6111	518-523
6112	518-523
6113	518-522
6114	518-522
6115	514-518-522-526
6116	518-522
6117	518-522
6118	514-518-522-526
6119	518-522
6123	470-480
6134	463-489-490-496-503-504-509-510
6135	470-480
6154	490-504-510
6155	490-504-510
6156	490-496-504-510
6157	490-504-510
6158	490-504-510
6159	490-496-504-510
6160	490-504-510
6161	449-490-504-510
6162	449-490-504-510
6163	449-490-504-510
6164	449-490-504-510
6165	490-496-504-510
6166	490-496-504-510
6170	812
6177	646
6178	646
6181	647
6182	647
6183	647
6184	647
6185	647
6186	651
6187	651
6188	651
6189	651
6190	651
6191	651
6192	651
6193	651
6194	651
6787	369
6788	369
6789	369
6790	369
6791	369
6792	369
6793	369
6794	369
6795	369
6796	369
6941	680-684
6942	684
6943	680-684
6944	684
6945	684
6946	684
6947	684
6948	684
6949	684
6950	684
6951	684
6952	684
7113	755
7116	755
7576	755
7588	755
9400	369
9401	369
9402	369
9403	369
9408	369
9409	369
9410	369
9411	369
9438	397
9439	397
9440	397
9441	397
9442	397
9443	397
9499	369
9528	252
9529	252
9532	252
9533	252
9536	252
9538	252
9539	186-189-210-252
9541	252
9575	680
9579	680-684
9580	680-684
9581	617-635-676-681-683-692-704-712-738-743-753-754-767-791-795
9582	559-563-587-591-599-602-617-635-676-681-683-704-712-718-738-754-765-767-769-775-791-795
9583	676-680-684-712
9634	817
9639	587-591-599-602-683-704-718-738-791
9689	339
9695	339
9708	816
9711	816
9718	816
9719	816
9720	817
9721	816
9722	816
9723	816
9730	819
9731	819
9747	816
9752	816
9856	635-721-723-795
9905	677-681-765-767-769-795
9906	795
9907	681-721-723-765-767-769-795
9908	558-563-587-592-599-602-681-685-705-718-737-793-817-819
9909	558-563-587-592-599-602-681-685-705-718-737-793
9910	558-563-587-592-599-602-681-685-705-718-737-793-828-833
9911	558-563-587-592-599-602-681-685-705-718-737-793
9912	558-563-587-592-599-602-681-685-705-718-737-793
ADR0	439
ADR1	439
ADR2	439
ADR3	439
ADT0	754
ADT1	754
ADT2	754
ADT3	754
ADT4	754
ADT5	754
AEB0	441
AET7	443
AET8	443
AET9	443
AHA5	443
AKS3	742
AKS4	742
AKS5	742
AKS6	742
AKS7	742
AKS8	742
AKS9	742
AKT0	742
AKU1	742
AKU2	742
ALS0	742
ALS1	742
ALS2	742
ALS3	742
ALS4	742
ALS5	742
ALS6	742
ALS7	742
ALS8	742
ALS9	742
AZ70	441
B220	476
B221	476
B222	476
B223	475
B437	475
B438	475
B440	475
B441	475
B443	475
B444	475
B446	475
B447	475
B450	476
B451	476
B452	476
B459	475
B460	475
B510	749
B511	747
B512	747-752-753
B513	747
B514	747-753
B517	752
B518	749
B745	575
B746	575
B747	575
B748	575
B749	575
B750	575
B751	575
B752	575
B901	695
B910	695
B915	617-635-646-647-676-681-683-692-754-795
B916	692-695
B918	695
B922	695
B976	680
B977	680
B978	680
B982	680
B983	680
B984	680
B985	680
B986	680
B988	646-647
B989	647-659
BA40	647
BA41	647
BA42	647
BA43	647
BA76	575
BA77	575
BA78	575
BA79	781
BA80	781
BA82	781
BA83	781
BA85	781
BA86	781
BA88	781
BA89	781
BA91	782
BA92	782
BA94	782
BA95	782
BA97	795
BA98	795
BA99	795
BB01	795
BB33	695
BB34	695
BB35	695
BB36	695
BB37	695
BB47	679
BB48	679
BB49	679
BB50	679
BB57	679
BB58	679
BB59	679
BB60	679
BB65	575
BB66	575
BB67	575
BB68	575
BB69	575
BB70	575

code	page
BB71	575
BB72	575
BC05	782
BC06	782
BC08	782
BC09	782
BC12	782
BC13	782
BC15	782
BC16	782
BC19	782
BC20	782
BC22	782
BC23	782
BC25	795
BD13	470-480
BD14	470-480
BD15	470-480
BD16	470-480
BD17	470-480
BD18	470-480
BD19	470-480
BD20	480-656
BD21	470-480
BD34	638-778
BD35	638-778
BD36	638-778
BD37	638-778
BD46	639-778
BD47	639-778
BD48	639-778
BD49	639-778
BD65	575
BD66	575
BD73	679
BD74	679
BD77	696
BD78	696
BE08	753
BE10	753
BE37	318
BE38	318
BG19	746
BG20	746
BG21	746
BG22	746
BG35	639-779
BG36	639-779
BG37	639-779
BG38	639-779
BG96	566
BG97	566
BG98	566
BG99	566
BH00	566
BH01	566
BH02	566
BH03	566
BH04	566
BH05	566
BH06	566
BH07	566
BH08	566
BH09	566
BH10	566
BH11	566
BH12	566
BH13	566
BH14	556
BH15	556
BH16	556
BH17	556
BH18	556
BH19	556
BH20	556

code	page
BH21	556
BH22	556
BH23	556
BH24	556
BH25	556
BH83	721
BH84	721
BH85	721
BH86	721
BH89	721
BH90	721
BH91	721
BH92	721
BI01	723
BI02	723
BI03	723
BI04	723
BI07	723
BI08	723
BI09	723
BI10	723
BI11	556
BI12	556
BI13	556
BI14	556
BI15	782
BI16	782
BI17	785
BI18	785
BI19	785
BI20	785
BI21	782
BI22	782
BI23	782
BI24	782
BI25	785
BI26	785
BI27	785
BI28	785
BI29	785
BI30	785
BI51	566
BI52	566
BI53	566
BI54	566
BI55	566
BI56	566
BI57	566
BI58	566
BI59	566
BI60	566
BI61	566
BI62	566
BI63	566
BI64	566
BI65	566
BI66	566
BI67	566
BI68	566
BI69	566
BI70	566
BI71	566
BI72	566
BI73	566
BI74	566
BJ17	557
BJ18	557
BJ19	557
BJ20	557
BJ21	557
BJ22	557
BJ88	634
BJ89	634
BJ90	634
BJ91	634

code	page
BJ92	634
BJ93	634
BJ94	634
BJ95	634
BJ96	634
BJ97	634
BJ98	634
BJ99	634
BK00	634
BK01	634
BK02	774
BK03	774
BK04	774
BK05	774
BK06	775
BK07	775
BK08	774
BK09	774
BK10	774
BK11	774
BK12	774
BK13	774
BK18	634
BK19	634
BK20	634
BK21	634
BK22	634
BK23	634
BK24	634
BK25	634
BK26	634
BK27	634
BK28	634
BK29	774
BK30	774
BK31	774
BK32	774
BK33	775
BK34	775
BK36	556
BK37	556
BK40	556
BK41	556
BK80	556
BK81	556
BK84	556
BK85	556
BL02	448
BL03	448
BL04	448
BL05	448
BL06	448
BL07	448
BL08	448
BL09	448
BL10	448
BL11	448
BL12	448
BL13	448
BL14	448
BL15	448
BL16	448
BL17	448
BL18	448
BL19	448
BL29	785
BL30	556
BL31	556
BL32	556
BL33	556
BL34	556
BL35	556
BL36	556
BL37	556
BL38	556

code	page
BL39	556
BL40	556
BL41	556
BM38	696
BM39	696
BM45	566
BM46	566
BM47	566
BM66	566
BM67	566
BM68	566
BM69	556
BM70	556
BM71	556
BM72	556
BM77	556
BM78	556
BM79	556
BM80	556
BM86	571
BM87	571
BM88	571
BM89	571
BM90	571
BM91	571
BM92	572
BM93	572
BM94	572
BM95	572
BM96	572
BM97	572
BM98	571
BM99	571
BN00	571
BN01	571
BN02	571
BN03	571
BN04	572
BN05	572
BN06	572
BN07	572
BN08	572
BN09	572
BN16	571
BN17	571
BN18	571
BN19	571
BN20	571
BN21	571
BN31	572
BN32	572
BN33	572
BN34	752
BN35	752
BN37	752
BN39	752
BN40	752
BN42	752
BN43	572
BN44	572
BN45	572
BN90	566
BN91	566
BN92	566
BP03	571
BP04	571
BP05	571
BP14	566
BP15	566
BU07	765
BU08	765
BU09	769
BU10	765
BU14	769
BU16	767

code	page
BU17	765
BU21	769
BU22	767
BU23	765
BU27	767
BU28	767
BU38	774
BU39	774
BU40	659
BU41	659
BU42	749
BU43	749
BU47	486
BU49	486
BU82	647
BU83	647
BU84	647
BU85	647
BU86	647
BU87	647
BU88	650
BU89	650
BU90	650
BU91	650
BU92	650
BU93	650
BU94	650
BU95	650
BU96	650
BU97	650
BU98	650
BU99	650
BV00	650
BV01	650
BV02	650
BV03	650
BV04	650
BV05	650
BV15	659
BV16	659
BV17	749
BV18	749
BV23	486
BV25	486
BV26	707
BV27	707
BV28	707
BV29	707
BV30	707
BV31	707
BV32	707
BV33	707
BV36	708
BV37	708
BV38	708
BV39	708
BV40	708
BV41	708
BV42	708
BV43	708
BV52	650
BV53	650
BV54	650
BV55	650
BV60	639-779
BV61	639-779
BV62	639-779
BV63	639-779
BV68	647
BV69	647
BV72	695
BV84	689
BV85	689
BV86	690
BV87	690

code	page
BV88	690
BV89	690
BV96	654
BV97	655
BV99	655
BW00	688
BW01	688
BW02	688
BW03	688
BW04	688
BW05	688
BW06	767
BW18	562
BW19	562
BW20	562
BW21	562
BW22	562
BW23	562
BW24	562
BW25	562
BW26	562
BW27	562
BW28	562
BW29	562
BW30	561
BW31	561
BW32	561
BW33	561
BW34	561
BW35	561
BW42	561
BW43	561
BW44	561
BW45	561
BW46	561
BW47	561
BW57	562
BW58	562
BW59	562
BW74	746
BW75	746
BW76	746
BW77	746
BW78	746
BW79	746
BW80	746
BW81	746
BW82	746
BW83	746
BW84	746
BW85	746
BX02	638-778
BX03	638-778
BX04	638-778
BX05	638-778
BX06	638-778
BX07	638-778
BX08	639-778
BX09	639-778
BX10	639-778
BX11	639-778
BX12	639-778
BX13	639-778
BX14	639-779
BX15	639-779
BX16	639-779
BX17	639-779
BX18	639-779
BX19	639-779
BX20	639-779
BX21	639-779
BX22	639-779
BX23	639-779
BX24	639-779
BX25	639-779

Code/page reference

code	page
BX26	777
BX27	777
BX28	777
BX29	777
BX30	778
BX31	778
BX32	778
BX33	778
BX55	711
BX56	711
BX57	711
BX58	711
BX59	711
BX60	711
BX61	711
BX62	711
BX63	711
BX64	711
BX65	711
BX66	711
BX67	711
BX68	712
BX69	712
BX70	712
BX71	712
BX72	712
BX73	712
BX74	712
BX75	712
BX76	712
BX77	712
BX78	712
BX79	712
BX80	712
BX81	712
BX82	712
BX83	712
BX84	712
BX85	712
BX86	712
BX87	712
BZ01	785
BZ02	785
BZ14	553-559-563-576-647-695-767-833
BZ15	553-559-563-576-647-695-767-833
BZ16	553-559-563-576-647-695-767-833
BZ17	782
BZ18	782
BZ19	782
BZ20	782
BZ21	782
BZ22	782
BZ33	559-563-587-591-599-602-617-635-704-718-738-765-767-769-775-791-795
BZ44	470-480
BZ45	470-480
BZ46	470-480
BZ48	470-480
BZ49	640
BZ51	640
BZ52	640
BZ53	640
BZ56	640
BZ57	640
BZ58	640
BZ59	640
BZ60	641
BZ61	641
BZ62	641
BZ63	640
BZ65	640
BZ66	640
BZ67	640
BZ71	640
BZ72	640
BZ73	640
BZ74	640
BZ76	641
BZ77	640
BZ79	640
BZ80	640
BZ85	640
BZ86	640
BZ87	640
BZ88	640
BZ91	519-641
BZ98	754
BZA0	754
BZC5	471-475-481-497-505-511
BZC6	471-475-481-497-505-511
BZC8	475
BZC9	471-481
BZD3	646
BZD5	646
BZD6	651
BZD8	651
BZE6	651
BZE7	651
BZE8	651
BZE9	651
BZF1	651
BZF6	647
BZF7	647
BZG3	476
BZG4	476
BZG5	476
BZG6	476
BZG8	712-747-754
BZH0	617-635-708-747-754-775
BZH7	567-568
BZH8	567-568
BZH9	567-568
BZI0	567-568
BZI1	567-568
BZI2	567
BZI3	567
BZI4	567
BZI5	568
BZI6	568
BZI7	568
BZI8	641-779
BZI9	641-779
BZJ0	567
BZJ1	567
BZJ2	567
BZJ3	568
BZJ4	568
BZJ5	568
BZJ6	558
BZJ7	558
BZJ8	558
BZJ9	558
BZK0	558-563-587-592-599-602-705-718-737-793-833
BZK1	558-563-587-592-599-602-705-718-737-793
BZK6	463-559-712
BZK7	559-617-635-646-762
BZL9	723
BZM0	723
BZM2	723
BZM3	723
BZM4	110-114-118-125-198-228-232-386-389-635-712-721-723-775-95
BZM5	519-641-779
BZM6	449
BZM7	449
BZN2	721
BZN7	553-559-563-568-572-640-647-651-692-695-712
BZP3	449
BZP4	449
BZP5	449
BZP6	449
BZP7	449
BZP8	449
BZP9	449
BZQ2	449
BZQ3	449
BZQ7	553-559-563-568-572-640-647-651-692-695
BZQ9	558
BZS6	463-559-563-572-617-635-647-661-692-712-775
BZS8	567
BZS9	567
BZT0	567
BZT1	568
BZT2	568
BZT3	568
BZT4	568
BZT5	568
BZT6	568
BZU5	449
BZV0	572
BZV1	572
BZV2	572
BZV3	572
BZV4	572
BZV5	572
BZV6	568
BZV7	568
BZV8	568
BZV9	568
BZW0	568
BZW1	568
BZW2	568
BZW3	568
BZW4	449
BZW8	568
BZX1	448
BZX2	567-568
BZX3	567-568
BZZ8	765-769
E000	460
E001	460
E002	460
E003	460
E004	461
E005	461
E006	461
E007	461
E008	462
E009	462
E010	462
E011	462
E012	460
E013	460
E014	460
E015	460
E016	461
E017	461
E018	461
E019	461
E020	462
E021	462
E022	462
E023	462
E024	460
E025	460
E026	460
E027	460
E028	461
E029	461
E030	461
E031	461
E032	462
E033	462
E034	462
E035	462
E036	460
E037	460
E038	460
E039	460
E040	461
E041	461
E042	461
E043	461
E044	462
E045	462
E046	462
E047	462
E048	753
E049	753
E062	464-471-505-530
E063	464-471-505-530
E064	464-471-505-531
E066	674
E067	674
E068	674
E069	674
E070	674
E071	674
E072	674
E073	674
E074	674
E075	674
E076	674
E077	674
E078	674
E079	674
E080	674
E081	674
E082	674
E083	674
E084	675
E085	675
E086	675
E087	675
E088	675
E089	675
E090	675
E091	675
E092	675
E093	675
E094	675
E095	675
E096	675
E097	675
E098	675
E099	675
E100	675
E101	675
E102	676
E103	676
E104	676
E105	675
E106	675
E107	675
E108	675
E109	675
E110	675
E111	688
E112	688
E113	688
E114	688
E115	688
E116	688
E117	688
E118	688
E119	689
E120	689
E121	689
E122	689
E123	689
E124	689
E125	689
E126	689
E127	689
E128	689
E129	689
E130	689
E131	689
E132	689
E133	689
E134	689
E135	689
E136	689
E137	690
E138	690
E139	689
E140	689
E141	690
E142	690
E143	690
E144	690
E145	690
E146	690
E147	690
E148	690
E149	690
E150	690
E151	690
E152	690
E153	690
E154	690
E155	690
E156	690
E157	690
E158	690
E159	690
E160	690
E161	691
E162	691
E163	690
E164	690
E165	690
E166	690
E167	690
E168	690
E169	690
E170	690
E171	690
E172	690
E173	690
E174	690
E175	690
E176	690
E196	646
E197	646
E198	646
E199	646
E200	646
E201	646
E213	463
E214	463
E215	463
E216	463
E217	463
E218	463
E219	463
E221	463
E222	463
E223	463
E224	463
E225	463
E226	463
E227	463
E228	463
E229	463
E235	463
E236	463
E237	463
E238	463
E239	463
E241	463
E242	463
E243	463
E244	463
E245	463
E246	463
E247	463
E248	463
E249	463
E251	463
E252	463
E292	688
E293	688
E407	595
E408	595
E409	595
E410	595
E411	595
E412	595
E413	595
E414	595
E415	595
E416	595
E417	595
E418	595
E419	595
E420	595
E421	595
E422	595
E423	595
E424	595
E425	595
E426	595
E427	595
E428	595
E429	595
E430	595
E431	595
E432	595
E433	595
E434	595
E435	595
E436	595
E437	595
E438	595
E439	595
E440	595
E441	595
E442	595
E443	595
E444	595
E445	595
E446	595
E447	595
E448	595

code	page
E449	595
E450	595
E451	595
E452	595
E453	595
E454	595
E455	595
E456	595
E457	595
E458	595
E459	595
E460	595
E461	595
E462	595
E463	595
E464	595
E465	595
E466	595
E467	595
E468	595
E469	595
E470	596
E471	596
E472	596
E473	596
E474	596
E475	596
E476	596
E477	596
E478	596
E479	596
E480	596
E481	596
E482	596
E483	596
E484	596
E485	596
E486	596
E487	596
E488	596
E489	596
E490	596
E491	589
E492	589
E493	589
E494	589
E495	589
E496	589
E497	589
E498	589
E499	589
E500	589
E501	589
E502	589
E503	589
E504	589
E505	589
E506	589
E507	589
E508	589
E509	589
E510	589
E511	589
E512	589
E513	589
E514	589
E515	589
E516	589
E517	589
E518	589
E519	589
E520	589
E521	589
E522	589
E523	589
E524	589
E525	589
E526	589
E527	589
E528	589
E529	589
E530	589
E531	589
E532	589
E533	589
E534	589
E535	589
E536	589
E537	589
E538	589
E539	589
E540	589
E541	589
E542	589
E543	589
E544	589
E545	589
E546	589
E547	589
E548	589
E549	589
E550	589
E551	589
E552	589
E553	589
E554	590
E555	590
E556	590
E557	590
E558	590
E559	590
E560	590
E561	590
E562	590
E563	590
E564	590
E565	590
E566	590
E567	590
E568	590
E569	590
E570	590
E571	590
E572	590
E573	590
E574	590
E575	585
E576	585
E577	585
E578	585
E579	585
E580	585
E581	585
E582	585
E583	585
E584	585
E585	585
E586	585
E587	585
E588	585
E589	585
E590	585
E591	585
E592	585
E593	585
E594	585
E595	585
E596	585
E597	585
E598	585
E599	585
E600	585
E601	585
E602	585
E603	585
E604	585
E605	585
E606	585
E607	585
E608	585
E609	585
E610	585
E611	585
E612	585
E613	585
E614	585
E615	585
E616	585
E617	585
E618	585
E619	585
E620	585
E621	585
E622	585
E623	585
E624	585
E625	585
E626	585
E627	585
E628	585
E629	585
E630	585
E631	585
E632	585
E633	585
E634	585
E635	585
E636	585
E637	585
E638	586
E639	586
E640	586
E641	586
E642	586
E643	586
E644	586
E645	586
E646	586
E647	586
E648	586
E649	586
E650	586
E651	586
E652	586
E653	586
E654	586
E655	586
E656	586
E657	586
E658	586
E803	655
E804	655
E820	460
E821	460
E822	460
E823	460
E828	461
E829	461
E830	461
E831	461
E832	461
E833	461
E834	461
E835	461
E840	462
E841	462
E842	462
E843	462
E844	462
E845	462
E846	462
E847	462
E855	460
E856	460
E857	460
E858	460
E859	461
E860	461
E861	461
E862	461
E863	461
E864	461
E865	461
E866	461
E867	462
E868	462
E869	462
E870	462
E871	462
E872	462
E873	462
E874	462
E875	762
E876	762
E877	762
E878	762
E879	762
E880	762
E881	761
E882	761
E883	761
E884	761
E885	761
E886	761
E887	761
E888	761
E891	460
E892	460
E893	460
E894	460
E895	461
E896	461
E897	461
E898	461
E899	461
E900	461
E901	461
E902	461
E905	462
E906	462
E907	462
E908	462
E909	462
E910	462
E911	462
E912	462
E913	655
E914	655
E915	655
E916	655
E921	503
E922	503
E923	503
E924	503
E925	503
E926	503
E927	503
E928	503
E929	503
E930	503
E931	503
E932	503
E933	503
E934	503
E935	503
E936	503
E937	503
E938	503
E939	503
E940	503
E941	503
E942	503
E943	503
E944	503
E945	503
E946	503
E947	503
E948	503
E949	503
E950	503
E951	503
E952	503
E953	503
E954	503
E955	503
E956	503
E957	503
E958	503
E959	503
E960	503
E961	503
E962	503
E963	503
E964	503
E965	501
E966	501
E967	501
E968	501
E969	501
E970	501
E971	501
E972	501
E973	501
E974	501
E975	501
E976	501
E977	501
E978	501
E979	501
E980	501
E981	650
E982	650
E983	650
E984	650
E985	650
E986	650
EA08	585
EA09	585
EA10	585
EA11	585
EA12	585
EA13	585
EA14	585
EA15	585
EA16	585
EA17	585
EA18	585
EA19	585
EA20	585
EA21	585
EA22	585
EA23	585
EA24	585
EA25	585
EA26	585
EA27	585
EA28	585
EA29	589
EA30	589
EA31	589
EA32	589
EA33	589
EA34	589
EA35	589
EA36	589
EA37	589
EA38	589
EA39	589
EA40	589
EA41	589
EA42	589
EA43	589
EA44	589
EA45	589
EA46	589
EA47	589
EA48	589
EA49	589
EA50	595
EA51	595
EA52	595
EA53	595
EA54	595
EA55	595
EA56	595
EA57	595
EA58	595
EA59	595
EA60	595
EA61	595
EA62	595
EA63	595
EA64	595
EA65	595
EA66	595
EA67	595
EA68	595
EA69	595
EA70	595
EA71	590
EA72	590
EA73	590
EA74	590
EA75	590
EA76	590
EA77	590
EA78	590
EA79	590
EA80	590
EA81	590
EA82	590
EA83	590
EA84	590
EA85	590
EA86	590
EA87	590
EA88	590
EA89	590
EA90	590
EA91	590
EA92	596
EA93	596
EA94	596
EA95	596
EA96	596
EA97	596
EA98	596
EA99	596
EB00	596
EB01	596

Code/page reference

code	page
EB02	596
EB03	596
EB04	596
EB05	596
EB06	596
EB07	596
EB08	596
EB09	596
EB10	596
EB11	596
EB12	596
EB13	596
EB14	596
EB15	596
EB16	596
EB17	596
EB18	596
EB19	596
EB20	596
EB21	596
EB22	596
EB23	596
EB24	596
EB25	596
EB26	596
EB27	596
EB28	596
EB29	596
EB30	596
EB31	596
EB32	596
EB33	596
EB34	596
EB35	596
EB36	596
EB37	596
EB38	596
EB39	596
EB40	596
EB41	596
EB42	596
EB43	596
EB44	596
EB45	596
EB46	596
EB47	596
EB48	596
EB49	596
EB50	596
EB51	596
EB52	596
EB53	596
EB54	596
EB55	597
EB56	597
EB57	597
EB58	597
EB59	597
EB60	597
EB61	597
EB62	597
EB63	597
EB64	597
EB65	597
EB66	597
EB67	597
EB68	597
EB69	597
EB70	597
EB71	597
EB72	597
EB73	597
EB74	597
EB75	597
EB76	597
EB77	597
EB78	597
EB79	597
EB80	597
EB81	597
EB82	597
EB83	597
EB84	597
EB85	597
EB86	597
EB87	597
EB88	597
EB89	597
EB90	597
EB91	597
EB92	597
EB93	597
EB94	597
EB95	597
EB96	597
EB97	501
EB98	501
EB99	501
EC00	501
EC01	501
EC02	501
EC03	502
EC04	502
EC05	502
EC06	502
EC07	502
EC08	502
EC09	502
EC10	502
EC11	502
EC12	502
EC13	502
EC14	502
EC15	502
EC16	502
EC17	502
EC18	502
EC19	502
EC20	502
EC21	502
EC22	502
EC23	502
EC24	502
EC25	489
EC26	489
EC27	489
EC28	489
EC29	489
EC30	489
EC31	489
EC32	489
EC34	489
EC36	489
EC42	489
EC43	489
EC44	489
EC45	489
EC46	489
EC47	489
EC48	489
EC49	489
EC51	489
EC53	489
EC59	501
EC60	501
EC61	501
EC62	501
EC63	501
EC64	501
EC65	501
EC66	501
EC67	501
EC68	501
EC69	501
EC70	501
EC71	501
EC72	501
EC73	501
EC74	501
EC75	501
EC76	501
EC77	501
EC78	501
EC79	501
EC80	501
EC81	501
EC82	501
EC83	502
EC84	502
EC85	502
EC86	502
EC87	502
EC88	502
EC89	502
EC90	502
EC91	502
EC92	502
EC93	502
EC94	502
EC95	502
EC96	502
EC97	502
EC98	502
EC99	502
ED00	502
ED01	502
ED02	502
ED03	502
ED04	502
ED05	502
ED06	502
ED07	495
ED08	495
ED09	495
ED10	495
ED11	495
ED12	495
ED13	495
ED14	495
ED15	495
ED16	495
ED17	495
ED18	495
ED19	495
ED20	495
ED21	495
ED22	495
ED23	495
ED24	495
ED25	495
ED26	495
ED27	495
ED28	495
ED29	495
ED30	495
ED31	495
ED32	495
ED33	495
ED34	495
ED35	495
ED36	495
ED37	495
ED38	495
ED39	495
ED40	495
ED60	655
ED61	655
ED62	655
ED63	655
ED64	655
ED65	655
ED66	683
ED67	683
ED68	683
ED69	683
ED70	674
ED71	679
ED72	489
ED73	489
ED74	489
ED75	489
ED82	489
ED83	489
ED84	489
ED85	489
ED88	489
ED89	489
ED96	489
ED97	489
ED98	489
ED99	489
EE00	489
EE01	489
EE04	489
EE05	489
EE06	489
EE07	489
EF37	623
EF38	623
EF39	623
EF40	623
EF41	623
EF42	623
EF43	623
EF44	623
EF45	623
EF46	623
EF49	623
EF50	623
EF51	623
EF52	623
EF53	623
EF54	623
EF55	623
EF56	623
EF59	503
EF60	503
EF61	503
EF62	503
EF63	503
EF64	503
EF65	503
EF66	503
EF67	508
EF68	508
EF69	508
EF70	508
EF71	508
EF72	508
EF73	508
EF74	508
EF75	508
EF76	508
EF77	508
EF78	508
EF79	508
EF80	508
EF81	508
EF82	508
EF83	509
EF84	509
EF85	509
EF86	509
EF87	509
EF88	509
EF89	509
EF90	509
EF91	509
EF92	509
EF93	509
EF94	509
EF95	509
EF96	509
EF97	550
EF98	550
EF99	550
EG00	550
EG01	550
EG02	550
EG03	550
EG04	550
EG05	550
EG06	550
EG07	550
EG08	550
EG09	551
EG10	551
EG11	551
EG12	551
EG13	551
EG14	551
EG15	551
EG16	551
EG17	551
EG18	551
EG19	551
EG20	551
EG21	551
EG22	551
EG23	551
EG24	551
EG25	551
EG26	551
EG27	551
EG28	551
EG29	551
EG30	551
EG31	551
EG32	551
EG33	551
EG34	551
EG35	551
EG36	551
EG37	551
EG38	551
EG39	551
EG40	551
EG41	551
EG42	551
EG43	549
EG44	549
EG45	549
EG46	549
EG47	549
EG48	549
EG49	549
EG50	549
EG51	549
EG52	549
EG53	549
EG54	549
EG55	549
EG56	549
EG57	549
EG58	549
EG59	549
EG60	549
EG61	549
EG62	549
EG63	549
EG64	549
EG65	549
EG66	549
EG67	550
EG68	550
EG69	550
EG70	550
EG71	550
EG72	550
EG73	550
EG74	550
EG75	550
EG76	550
EG77	550
EG78	550
EG79	549
EG80	549
EG81	549
EG82	549
EG83	549
EG84	549
EG85	549
EG86	549
EG87	549
EG88	549
EG89	479
EG90	479
EG91	479
EG92	479
EG93	479
EG94	479
EG95	479
EG96	479
EG97	479
EG98	479
EG99	479
EH00	479
EH03	482
EH04	482
EH05	482
EH06	482
EH07	479
EH08	479
EH09	479
EH10	479
EH11	479
EH12	479
EH13	479
EH14	479
EH15	479
EH16	479
EH17	479
EH18	479
EH21	475
EH22	475
EH23	475
EH24	475
EH25	475
EH26	475
EH27	475
EH28	475
EH29	475
EH30	475
EH31	475
EH32	475
EH35	650
EH36	650
EH37	650
EH38	650
EH39	650

code	page
EH40	650
EH47	454
EH48	454
EH49	454
EH50	454
EH55	454
EH56	454
EH57	454
EH58	454
EH59	508
EH60	508
EH61	508
EH62	508
EH63	509
EH64	509
EH65	509
EH66	508
EH67	508
EH68	508
EH69	508
EH70	508
EH71	508
EH72	508
EH73	508
EH74	508
EH75	508
EH76	508
EH77	508
EH78	508
EH80	508
EH81	508
EH82	508
EH83	508
EH84	508
EH85	508
EH86	502
EH87	622
EH88	622
EH89	622
EH90	622
EH91	622
EH92	622
EH93	622
EH94	622
EH95	622
EH96	622
EH97	622
EH98	622
EH99	623
EI00	623
EI01	623
EI02	623
EI03	623
EI04	623
EI05	623
EI06	623
EI07	623
EI08	623
EI09	623
EI10	623
EI11	690
EI12	690
EI13	690
EI14	690
EI15	690
EI16	690
EI17	676
EI18	676
EI19	676
EI20	509
EI21	509
EI23	702-734-790
EI24	702-734-790
EI26	701-734-790
EI27	701-734-790
EI29	701-734
EI30	701-734
EI32	702-734-790
EI33	702-734-790
EI35	701-734-790
EI36	701-734-790
EI38	701-734
EI39	701-734
EI41	702
EI42	702
EI44	702-734-790
EI45	702-734-790
EI47	702-734
EI48	702-734
EI50	702
EI51	702
EI53	702
EI54	702
EI56	702
EI57	702
EI59	702
EI60	702
EI65	623
EI66	623
EI67	623
EI68	623
EI69	623
EI70	623
EI71	623
EI72	623
EI73	623
EI74	623
EI75	623
EI76	623
EI77	623
EI78	623
EI79	623
EI80	623
EI81	623
EI82	623
EI83	675
EI84	675
EI85	675
EI88	550
EI89	550
EI90	550
EI91	550
EI92	550
EI93	550
EI94	550
EI95	550
EI96	550
EI97	550
EI98	550
EI99	550
EL00	551
EL01	551
EL02	551
EL03	551
EL04	551
EL05	551
EL06	551
EL07	551
EL08	551
EL09	551
EL10	551
EL11	551
EL12	551
EL13	551
EL14	551
EL15	551
EL16	551
EL17	551
EL18	551
EL19	551
EL20	551
EL21	551
EL22	551
EL23	551
EL34	549
EL35	549
EL36	549
EL37	549
EL38	549
EL39	549
EL40	549
EL41	549
EL42	549
EL43	549
EL44	549
EL45	549
EL46	549
EL47	549
EL48	549
EL49	549
EL50	549
EL51	549
EL52	549
EL53	549
EL54	549
EL55	549
EL56	549
EL57	549
EL58	550
EL59	550
EL60	550
EL61	550
EL62	550
EL63	550
EL64	550
EL65	550
EL66	550
EL67	550
EL68	550
EL69	550
EM36	460
EM37	460
EM38	460
EM39	460
EM40	460
EM41	460
EM42	460
EM43	460
EM44	461
EM45	461
EM46	461
EM47	461
EM48	461
EM49	461
EM50	461
EM51	461
EM52	462
EM53	462
EM54	462
EM55	462
EM56	462
EM57	462
EM58	462
EM59	462
EM60	463
EM61	463
EM62	463
EM63	463
EM64	463
EM65	463
EM66	463
EM67	463
EM92	601-717
EM93	601-717
EM94	601-717
EM95	601-717
EM96	601-717
EM97	601-717
EM98	601-717
EM99	601-717
EN00	601-717
EN01	601-717
EN02	601-717
EN03	601-717
EN04	601-717
EN05	601-717
EN06	601-717
EN07	601-717
EN08	601-717
EN09	601-717
EN10	601-717
EN11	601-717
EN12	601-717
EN13	601-717
EN14	601-717
EN15	601-717
EN20	628
EN21	628
EN22	628
EN23	628
EN24	628
EN25	628
EN26	628
EN27	628
EN28	628
EN29	502
EN30	502
EN31	502
EN32	502
EN33	502
EN34	503
EN35	503
EN36	503
EN37	503
EN38	503
EN39	503
EN40	503
EN41	503
EN42	509
EN43	509
EN44	509
EN45	509
EN46	509
EN47	509
EN48	509
EN49	509
EN50	461
EN51	461
EN52	461
EN53	461
EN54	462
EN55	462
EN56	462
EN57	462
EN58	508
EN59	508
EN60	508
EN61	508
EN62	508
EN63	508
EN64	508
EN65	508
EN66	508
EN67	508
EN68	508
EN69	508
EN70	508
EN71	508
EN72	508
EN73	508
EN74	508
EN75	508
EN76	508
EN77	508
EN78	508
EN79	508
EN80	508
EN81	508
EN82	508
EN83	508
EN94	659
EN95	659
G745	817
G765	817
J777	809
JAL5	743
JAL6	743
JBM7	691
JNN1	639-779
JNN2	639-779
JPD0	342
JPD1	342
JPD2	342
JPD3	342
JPD4	342
M249	412
M250	412
M251	412
M252	412
M253	412
M618	825
M630	810-811
M636	171
M824	412
M826	412
M827	412
M828	412
M829	412
MA55	356
MA56	356
MA57	356
MA58	356
MC63	413
MC64	413
MC65	413
MD77	185
MD78	185
MD79	185
MD80	185
MD91	186
MD92	186
MD93	186
MD94	186
MD95	186
MD96	186
ME27	185
ME28	185
ME29	185
ME30	185
ME31	185
ME32	185
ME33	412
ME34	412
ME35	412
ME36	348
ME37	348
ME38	348
ME39	348
ME40	348
ME41	348
ME42	348
ME43	348
ME44	348
ME45	348
ME76	335
ME77	335
ME78	335
ME79	335
MH93	825
MH94	825
MH95	825
MH96	825
MH97	825
MH98	825
MI02	826
MI03	826
MI04	826
MI05	826
MI06	826
MI07	826
MI08	826
MI09	826
MI10	826
MI11	826
MI12	826
MI16	826
MI17	826
MI18	827
MI19	827
MI20	827
MI21	827
MI22	827
MI23	827
MI24	827
MI25	828
MI26	828
MI27	828
MI56	825
MI57	825
MI58	826
MI59	412
MI60	412
MI61	412
MJ48	348
MJ49	348
MJ50	348
MJ51	348
MJ52	348
MJ53	348
MJ54	348
MJ55	348
MJ56	348
MJ57	348
MJ58	348
MJ59	348
MJ60	348
MJ61	348
MJ62	348
MJ63	348
MJ64	348
MJ65	348
MJ90	240
MJ91	240
MJ92	240
MJ93	240
MJ98	240
MJ99	240
MK00	240
MK01	240
MK18	241
MK19	241
MK20	241
MK26	241
MK27	241
MK28	241
MK45	123-93
MK46	123-93
MK47	123
MK48	123
MK49	124

Code/page reference

code	page
MK50	124
MK51	124
MK52	124
MK53	124
MK54	124
MK55	125
MK56	125
MK57	125
MK82	258
MK83	258
MK84	258
MK85	258
MK86	258
MK87	258
MK95	257
MK96	257
MK97	257
MK98	257
MK99	257
ML00	257
ML15	811-812-821-826-828
MM30	826
MM31	186
MM32	186
MM75	123-93
MM76	123
MM77	124
MM78	124
MM79	124
MM80	124
MM81	125
MM82	125
MM91	420
MM92	420
MM93	420
MM94	420
MM95	420
MM96	420
MM97	170
MM98	170
MM99	170
MN00	170
MN01	174
MN02	174
MN03	174
MN04	174
MN17	833
MN18	832
MN19	832
MN20	832
MN21	832
MN22	832
MN23	832
MN24	832
MN25	832
MN26	832
MN27	832
MN28	832
MN52	257
MN53	257
MN54	257
MN55	258
MN56	258
MN57	258
MN58	185
MN59	185
MN60	185
MN61	185
MN62	185
MN63	185
MN70	186
MN71	186
MN72	186
MN73	186
MN74	186
MN75	186
MN76	186
MN77	186
MN78	186
MN79	186
MN80	186
MN81	186
MP07	185
MP08	185
MP09	185
MP10	185
MP11	185
MP12	185
MP13	185
MP14	185
MP15	185
MP70	252
MP71	252
MP72	252
MP76	252
MP77	252
MP78	252
MP88	252
MP89	252
MP90	252
MP94	252
MP95	252
MP96	252
MQ06	397
MQ07	397
MQ08	397
MQ09	397
MQ10	397
MQ11	397
MQ12	397
MQ13	397
MQ14	397
MQ15	397
MQ16	397
MQ17	397
MQ18	397
MQ19	397
MQ20	397
MQ21	397
MQ22	139
MQ23	139
MQ24	139
MQ25	139
MQ26	139
MQ27	139
MQ28	139
MQ29	139
MQ30	139
MQ31	139
MQ32	139
MQ33	139
MQ34	139
MQ35	139
MQ36	139
MQ37	139
MQ38	139
MQ39	139
MQ40	139
MQ41	139
MQ42	162
MQ43	162
MQ44	162
MQ45	162
MQ46	162
MQ47	162
MQ48	162
MQ49	162
MQ50	162
MQ51	163
MQ52	163
MQ53	163
MQ55	137
MQ57	137
MQ58	137
MQ60	137
MQ61	137
MQ63	137
MQ64	137
MQ66	137
MQ67	131
MQ68	131
MQ69	131
MQ70	131
MQ71	131
MQ72	131
MQ73	131
MQ74	131
MQ75	123-93
MQ76	123
MQ77	124
MQ78	124
MQ79	124
MQ80	124
MQ81	124
MQ82	124
MQ83	124
MQ84	125
MQ85	125
MQ95	399
MQ96	399
MQ97	399
MQ98	399
MQ99	399
MR00	399
MR01	251
MR02	251
MR03	251
MR07	251
MR08	251
MR09	251
MR19	251
MR20	251
MR21	251
MR25	251
MR26	251
MR27	251
MR61	245
MR63	245
MR67	245
MR69	245
MR73	397
MR74	397
MR75	397
MR76	397
MR77	397
MR78	397
MR79	397
MR80	397
MR90	261
MR91	261
MR97	163
MR98	249
MT10	339
MT11	339
MT12	339
MT13	339
MT14	339
MT15	339
MT16	339
MT17	339
MT18	339
MT19	339
MT20	339
MT21	339
MT22	339
MT23	339
MT24	339
MT25	339
MT87	833
MT88	163
MT89	163
MT90	163
MT95	407
MT96	407
MT97	407
MU31	401
MU32	401
MU33	401
MU34	401
MU35	401
MU36	401
MU37	401
MU38	401
MU39	189
MU40	189
MU41	189
MU42	189
MU43	189
MU44	189
MU45	189
MU46	189
MU47	189
MU48	189
MU49	189
MU50	189
MU63	189
MU64	189
MU65	189
MU66	189
MU67	189
MU68	189
MU69	189
MU70	189
MU71	189
MU72	189
MU73	189
MU74	189
MU75	139
MU76	139
MU77	139
MU78	139
MU79	139
MU80	139
MU81	139
MU82	139
MU83	162
MU84	162
MU85	162
MV78	168
MV79	168
MV80	168
MV81	168
MV82	168
MV83	168
MV84	168
MV85	168
MV86	168
MV87	168
MV88	168
MV89	168
MV90	168
MV91	168
MV92	168
MV93	168
MV94	168
MV95	168
MV96	169
MV97	169
MV98	169
MV99	169
MW67	353-355-356-361-363
MW78	100-148
MW83	708
MW84	708
MW85	708
MW86	708
MW87	708
MW88	708
MW89	708
MWB4	353-355-356-361-363
MWB6	361-363
MWB7	353-355-356-361
MWD6	262
MWF7	413
MWF8	413
MWF9	413
MWG0	413
MWG1	414-415
MWG2	414-415
MWG5	348
MWG6	348
MWG7	348
MWG8	348
MWH6	353-355-356
MWK4	587-592-599-602-704-718-736-792
MWK5	587-592-599-602-704-718-736-792
MWK6	708
MWM2	277-353-355-356-361-363
MWM6	259
MWN5	262
MWP3	413-559-563-587-591-599-602-704-718-738-791
MWP4	170
MWP5	170
MWP6	353-355-356
MWP7	353-355-356
MWP8	361-363
MWP9	361-363
MWR5	413
MWR6	413
MWR7	413
MWR8	413
MWW4	275
MWW5	275
MWW6	275-277
MWW7	275-277
MWW8	275-277
MWW9	275-277
MWY8	259
MWY9	259
MX36	413
MX48	721-723
MX49	339
MX50	339
MX60	186-189
MX61	186
MX66	275-277
MX80	163-348
MX81	163-348
MX90	242-259
MX91	242
MX92	242-259
MX93	242-259
MXA6	242-259
MXA7	242-259
MXA8	242-259
MXB7	242
MXB8	242
MXB9	242
MXC0	242
MXC1	242
MXC2	242
MXD8	242
MXD9	242
MXE0	242
MXF0	242
MXF1	242
MXF2	242
MXF3	242
MXF4	242
MXF5	242
MXF6	242
MXF7	242
MXF8	242
MXF9	110-114-118-125-197-712-95
MXG6	186-189
MXI7	420
MXI8	420
MXI9	420
MXJ2	249
MXJ3	163
MXJ4	162
MXJ5	162
MXJ6	162
MXJ7	162
MXJ8	162
MXJ9	162
MXK0	163
MXK1	163
MXK2	163
MXK3	414
MXK4	414
MXK5	414
MXK6	414
MXK7	414
MXK8	414
MXK9	414
MXL0	414
MXL1	414
MXL2	414
MXL3	414
MXL4	415
MXL5	415
MXL6	415
MXL7	415
MXL8	415
MXL9	415
MXM0	414
MXM1	414
MXM2	414
MXM3	414
MXM4	408-415
MXM5	415
MXN5	162
MXN6	163
MXN8	414
MXP6	415
MXP7	132
MXP8	132
MXP9	132
MXQ0	249
MXQ1	249-628
MXQ2	415
MXQ3	415
MXQ4	415
MXQ5	415
MXQ6	415
MXQ7	415
MXQ8	415
MXQ9	415
MXR0	415
MXR1	408
MXR2	408
MXR3	408
MXR4	408
MXR5	408

code	page
MXR6	408
MXR7	408
MXR8	408
MXR9	408
MXS0	408
MXS1	408
MXS2	408
MXS3	408
MXS4	401
MXS5	401
MXS6	401
MXS7	401
MXS8	401
MXS9	401
MXT0	401
MXT3	420
MXT4	420
MXT5	420
MXT6	420
MXV1	100-156-242-259-307
MXV2	259
MXV3	259
MXV4	259
MXV6	259
MXV7	268
MXV8	268
MXV9	268
MXW0	268
MXW1	339
MXW2	339
MXW3	259
MXW5	242
MXW6	242
MXW7	242
MXW8	242
MXW9	275
MXX2	275-277
MXX3	275
MXX4	275
MXX5	275
MXX6	275
MXX7	275
MXX8	275
MXX9	275
MXY0	275
MXY1	275
MXY2	277
MXY3	275
MXY4	275
MXY5	277
MXY6	277
MXY7	277
MXY8	277
MXY9	277
MXZ0	277
MXZ1	277
MXZ2	242-245-253-259-268
MXZ3	242-245-253-259-268
MXZ4	275-277
MXZ5	242-245-253-259-268
MY00	275-277
MY02	654-656
MY03	197
MY04	198
MY05	198
MY06	198
MY07	197-203
MY08	198-204
MY09	198-204
MY10	197-203
MY11	196-203-300-377-395
MY12	196-203-300-377-395
MY13	196-203-300-377-395
MY14	100-148-196-203-300-377-395
MY15	197-203-300-377-395
MY16	203
MY17	197
MY18	197-204-207
MY19	198-204-207
MY20	198-204-207
MY21	198-204-207
MY22	196-203-300-377-395
MY23	196-203-242-300-377-395
MY24	196-203-242-300-377-395
MY25	196-203-300-377-395
MY26	197-203-300-377-395
MY27	203
MY28	197
MY30	277
MY31	277
MY32	339
MY33	339
MY34	242-259-262-273-314
MY35	242-259-262-273
MY36	198-204
MY37	197-203-207
MY38	100-156-242-307
MY39	100-148
MY40	100-148
MY42	100-148
MY44	361-363
MY45	262
MY46	100-156-242-262-307
MY47	100-156-242-259-262-307
MY48	100-156-242-259-262-307
MY49	100-156-242-259-262-307
MY50	100-156
MY51	262
MY52	262
MY53	654-656
MY54	654-656
MY55	654-656
MY56	654-656
MY57	654-656
MY58	654
MY59	654
MY60	654
MY61	654
MY70	470
MY71	470
MY72	470
MY73	210
MY74	210
MY75	210
MY76	210
MY77	210
MY78	210
MY83	198-228-232
MY84	198
MY85	262
MY88	262
MY89	262
MY90	242-259-262
MY91	242-259-262
MY92	454-463-469-475-479-482-486-489-495-503-676
MZ00	811
MZ01	810
MZ14	413-587-592-599-602-705-718-737-793
MZ15	413-587-592-599-602-705-718-737-793
MZ16	273-314
MZ17	273
MZ18	273-314
MZ19	273
MZ20	273-314
MZ21	273
MZ22	463
MZ23	348
MZ24	273-314
MZ25	273
MZ26	273-314
MZ27	273-314
MZ28	273-314
MZ29	273-314
MZ30	273-314
MZ31	273
MZ32	273
MZ33	273
MZ34	273
MZ35	273
MZ36	463-469-489-503
MZ37	318
MZ38	318
MZ39	318
MZ40	318
MZ41	318
MZ42	318
MZ43	227-236-307
MZ45	227-236-307
MZ47	227-236-307
MZ48	227-236-307
MZ49	227-236-307
MZ50	227-236-307
MZ51	227-236-307
MZ52	227-236-307
MZ53	767-769
MZ55	242-307
MZ56	242-307
MZ57	242-307
MZ58	242-307
MZ59	242-307
MZ60	242-307
MZ61	242-307
MZ62	318
MZ63	318
MZ64	318
MZ65	318
MZ66	318
MZ67	318
MZ68	318
MZ69	318
MZ70	318
MZ72	767
MZ73	767-821
MZ74	767
MZ75	242-259-262
MZ76	242-259-262
MZ77	242-259-262
MZ78	618
MZ79	618
MZ80	318
MZ81	242
MZ82	386
MZ83	386
MZ84	228-232-386-389
MZ85	391
MZ86	391
MZ87	377-395
MZ88	377-395
MZ89	377-395
MZ91	353-355
MZ93	318
MZ94	318
MZ95	318
MZ96	318
MZ98	318
MZ99	318
N000	169
N001	169
N002	169
N003	169
N004	169
N005	169
N006	170
N007	170
N008	170
N009	170
N010	170
N011	170
N012	170
N013	170
N014	170
N015	170
N016	170
N017	170
N018	170
N019	170
N020	170
N021	170
N022	170
N023	170
N024	170
N063	177
N064	177
N065	177
N066	177
N067	177
N068	177
N069	177
N070	177
N071	177
N072	177
N073	177
N074	177
N075	177
N076	177
N077	177
N078	177
N079	177
N080	177
N081	178
N082	178
N083	178
N084	178
N085	178
N086	178
N087	178
N088	178
N089	178
N090	178
N091	178
N092	178
N093	178
N094	178
N095	178
N096	178
N097	178
N098	178
N099	178
N100	178
N101	179
N102	179
N103	179
N104	179
N105	179
N106	179
N107	179
N108	179
N109	179
N110	179
N121	173
N122	173
N123	173
N124	173
N125	173
N126	173
N127	173
N128	173
N129	173
N130	173
N131	173
N132	173
N133	173
N134	173
N135	173
N136	174
N153	141-94
N154	141-94
N155	141-94
N156	141-94
N157	141-94
N158	141-94
N159	141-94
N160	141-94
N161	141-94
N162	141-94
N163	141-94
N164	141-94
N165	141
N166	141
N167	141
N168	141
N169	142
N170	142
N171	142
N172	142
N173	412
N174	412
N175	412
N176	412
N177	412
N178	412
N179	412
N199	412
N203	412
N212	241
N224	170
N225	170
N226	170
N227	170
N228	170
N229	169
N230	169
N231	169
N232	169
N233	169
N234	169
N235	169
N236	169
N237	169
N238	169
N244	173
N245	173
N246	173
N247	173
N248	173
N261	335
N262	335
N263	335
N264	335
N273	258
N274	258
N275	258
N279	258
N280	258
N281	258
N282	258
N283	258
N284	258
N285	257
N286	257
N287	257
N288	257
N289	257
N290	257
N291	257
N292	257
N293	257
N308	366
N309	366
N310	366
N311	366
N351	261
N352	261
N353	261
N354	261
N355	261
N356	261
N357	356
N358	356
N359	356
N360	356
N361	356
N362	356
N363	356
N364	356
N365	356
N366	356
N367	356
N368	356
N369	356
N370	356
N371	356
N372	356
N373	356
N374	356
N375	189
N376	189
N377	189
N378	189
N379	189
N380	189
N387	189
N388	189
N389	189
N390	189
N391	189
N392	189
N933	162
N934	162
N935	162
N936	162
N937	163
N938	163
N939	163
N940	163
N983	267
N984	267
N988	268
N989	268
N990	268
N991	268
N992	268
N993	268

Code/page reference

code	page
N994	267
N995	267
N996	267
P000	267
P002	267
P003	267
P007	267
P008	267
P009	267
P013	268
P014	268
P019	267
P021	267
P022	267
P026	267
P027	267
P028	267
P087	258
P088	258
P089	258
P090	258
P091	258
P092	258
P093	258
P094	258
P095	258
P096	258
P097	258
P098	258
P128	267
P129	124
P130	124
P131	124
P132	124
P133	124
P134	124
P135	125
P136	125
P146	131
P147	131
P148	131
P149	131
P178	339
P179	339
P180	339
P181	125
P182	124
P183	124
P184	124
P185	124
P186	125
P187	125
P194	131
P195	131
P196	131
P203	240
P204	240
P205	240
P206	240
P207	240
P208	240
P209	240
P210	240
P211	245
P212	245
P223	339
P224	240
P225	240
P226	240
P227	240
P232	240
P233	240
P234	240
P235	240
P236	241

code	page
P237	241
P238	241
P242	241
P243	241
P244	241
P245	245
P247	245
P248	245
P250	245
P252	249
P253	251
P254	251
P255	251
P259	251
P260	251
P261	251
P289	275
P290	275
P291	275
P292	275
P293	277
P294	277
P295	277
P296	277
P303	194
P304	194
P305	194
P306	194
P307	194
P308	194
P309	194
P310	194
P311	194
P312	194
P313	194
P314	194
P315	194
P316	194
P317	194
P318	194
P319	195
P320	195
P321	195
P322	195
P323	201-202
P324	201-202
P325	201-202
P326	201-202
P327	201-202
P328	201-202
P333	196
P334	196
P335	196
P336	196
P341	194
P342	194
P343	194
P344	194
P345	194
P346	194
P347	194
P348	195
P349	195
P350	195
P351	195
P352	195
P353	195
P354	201-202
P355	201-202
P356	201-202
P357	201-202
P358	201-202
P359	201-202
P360	201-202
P361	201-202

code	page
P362	201-202
P363	202
P364	202
P365	202
P366	202
P367	202
P368	202
P369	207
P370	207
P371	207
P387	196
P388	196
P389	196
P390	196
P391	207
P392	207
P507	171
P508	171
P509	171
P510	171
P511	171
P512	171
P513	171
P514	171
P515	171
P516	171
P517	171
P518	171
P519	171
P520	171
P521	171
P522	171
P523	171
P524	171
P525	171
P526	171
P527	171
P528	171
P529	171
P530	171
P531	171
P532	171
P533	171
P586	171
P587	171
P588	171
P589	171
P602	257
P603	257
P604	240
P605	240
P606	240
P607	240
P610	261
P611	262
P612	339
P613	339
P614	339
P615	339
P626	240
P627	240
P628	240
P629	240
P630	240
P631	240
P632	240
P633	240
P634	245
P635	245
P636	267
P637	267
P638	267
P639	267
P640	267
P641	267

code	page
P642	267
P643	267
P644	267
P645	267
P646	267
P647	267
P648	267
P649	267
P650	267
P651	267
P652	267
P653	267
P654	261
P655	261
P656	261
P657	261
P658	261
P659	261
P660	261
P661	261
P662	262
P663	262
P664	262
P665	262
P666	262
P667	262
P668	262
P669	262
P670	262
P671	262
P672	262
P673	262
P674	262
P675	262
P676	262
P677	262
P678	262
P679	262
P680	262
P681	262
P682	262
P683	262
P684	262
P685	262
P686	262
P687	262
P688	262
P689	262
P690	262
P691	262
P692	262
P693	262
P694	262
P695	262
P696	262
P697	262
P698	262
P699	262
P700	262
P701	262
P722	147-99
P723	147-99
P724	147-99
P725	147-99
P726	147-99
P727	147-99
P728	147-99
P729	147-99
P730	147-99
P731	147-99
P732	147-99
P733	147-99
P734	147-99
P735	147-99
P736	148-99

code	page
P737	148-99
P738	148-99
P739	148-99
P758	155
P759	100-155
P760	155
P761	155
P762	155
P763	100-155
P764	155
P765	155
P766	155
P776	151-95
P777	151-95
P778	151-95
P779	151-95
P780	151-95
P781	151-95
P782	151-95
P790	654
P791	654
P792	654
P793	654
P794	654
P795	654
P796	654
P797	654
P798	654
P799	654
P800	654
P801	654
P802	654
P803	654
P804	654
P805	654
P806	655
P807	655
P808	655
P809	655
P810	655
P811	655
P812	655
P813	655
P814	655
P815	655
P816	655
P817	655
P818	655
P819	655
P820	655
P821	655
P822	655
P823	655
P824	655
P825	655
P826	655
P827	655
P828	654
P829	654
P830	654
P831	654
P832	655
P833	655
P834	655
P835	655
P870	469
P871	469
P872	469
P873	469
P874	469-656
P875	469-656
P876	469
P877	469
P878	469
P879	469

code	page
P880	469
P881	469
P882	469-656
P883	469-656
P884	469
P885	469
P886	469
P887	469
P888	469
P889	469
P890	469-656
P891	469-656
P892	469
P893	469
P894	209
P895	209
P896	209
P897	209
P898	209
P899	209
P900	209
P901	209
P902	209
P903	209
P904	209
P905	209
P906	209
P907	209
P915	209
P916	209
P917	209
P918	209
P919	209
P920	209
P921	209
P922	209
P923	209
P924	209
P925	209
P926	209
P927	209
P928	209
P929	209
P930	209
P931	209
P932	209
P933	209
P934	209
P947	241
P948	141-94
P949	141-94
P950	141-94
P951	141-94
P956	145-97
P957	145-97
P958	145-97
P959	145-97
P960	145-97
P961	145-97
P962	145
P963	145
P964	145
P965	145
P966	145
P967	145
PA01	803
PA02	803
PA03	803
PA04	318
PA05	318
PA06	377-395
PA07	377-395
PA08	377-395
PA09	183
PA12	342

code	page
PA13	342
PA14	342
PA15	342
PA16	342
PA17	342
PA18	342
PA21	197
PA22	197-207
PA23	203
PA24	125-95
PA25	125-95
PA26	125-95
PA27	125-95
PA28	125
PA29	125
PA30	125
PA31	125
PA32	125-128-132
PA33	125-128-132
PA34	125-128-132
PA35	125-128-132
PA36	125-128-132
PA37	125-128-132
PA38	125-128-132
PA39	125-128-132
PA40	125-128-132
PA41	125-128-132
PA42	125-128-132
PA43	125-128-132
PA44	333
PA45	333
PA46	333
PA47	333
PA48	333
PA49	817
PA50	817
PA51	170
PA52	179
PA53	170
PA54	179
PA55	170-174
PA56	179
PA57	170-174
PA58	179
PA59	809
PA61	809
Q179	186
Q180	186
Q181	186
Q182	186
Q183	186
Q184	186
Q185	186
Q186	186
Q187	186
Q188	186
Q189	186
Q190	186
Q191	186
Q192	186
Q193	186
Q194	186
Q195	186
Q196	186
Q197	186
Q198	186
Q232	189
Q233	189
Q234	189
Q235	189
Q236	189
Q237	189
Q238	189
Q239	189
Q240	189

code	page
Q241	189
Q242	189
Q243	189
Q244	189
Q245	189
Q246	189
Q247	189
Q248	189
Q249	189
Q262	169
Q263	170
Q264	170
Q266	153-97
Q267	153-97
Q268	153-97
Q272	336
Q273	336
Q276	272
Q277	272
Q278	272
Q279	272
Q280	271
Q281	272
Q282	272
Q283	272
Q284	272
Q285	271
Q286	272
Q287	272
Q288	272
Q289	272
Q290	271
Q291	272
Q292	272
Q293	272
Q294	272
Q295	271
Q296	272
Q297	272
Q298	272
Q299	272
Q300	271
Q301	272
Q302	272
Q303	272
Q304	272
Q305	271
Q306	272
Q307	272
Q308	272
Q309	272
Q310	271
Q311	272
Q312	272
Q313	272
Q314	272
Q315	271
Q316	273
Q317	273
Q318	273
Q319	273
Q320	272
Q321	273
Q322	273
Q323	273
Q324	273
Q325	272
Q326	273
Q327	273
Q328	273
Q329	273
Q330	272
Q331	273
Q332	273
Q333	273

code	page
Q334	273
Q335	272
Q336	273
Q337	273
Q338	273
Q339	273
Q340	272
Q341	273
Q342	273
Q343	273
Q344	273
Q345	272
Q346	273
Q347	273
Q348	273
Q349	273
Q350	272
Q351	273
Q352	273
Q353	273
Q354	273
Q355	272
Q356	360
Q357	360
Q358	360
Q359	360
Q360	360
Q361	360
Q362	360
Q363	360
Q364	360
Q365	360
Q366	360
Q367	360
Q368	360
Q369	360
Q370	360
Q371	360
Q388	360
Q389	360
Q390	360
Q391	360
Q392	360
Q393	360
Q394	360
Q395	360
Q404	361
Q405	361
Q406	361
Q408	361
Q409	361
Q410	361
Q411	361
Q412	361
Q413	361
Q414	361
Q415	361
Q416	361
Q417	361
Q418	361
Q419	361
Q420	362
Q421	362
Q422	362
Q423	362
Q424	362
Q425	362
Q426	362
Q427	362
Q428	362
Q429	362
Q430	362
Q431	362
Q432	362
Q433	362

code	page
Q434	362
Q435	362
Q436	362
Q437	362
Q438	362
Q439	362
Q440	362
Q441	362
Q442	362
Q443	362
Q444	363
Q445	363
Q446	363
Q447	363
Q448	363
Q449	363
Q450	363
Q451	363
Q452	363
Q453	363
Q454	363
Q455	363
Q456	363
Q457	363
Q458	363
Q459	363
Q460	107-93
Q461	107-93
Q462	107-93
Q463	107-93
Q464	107-93
Q465	107
Q466	107
Q467	107
Q468	107
Q469	107
Q470	107
Q471	107
Q472	107
Q473	107
Q474	107
Q475	108-93
Q476	108-93
Q477	108-93
Q478	108-93
Q479	108-93
Q485	108
Q486	108
Q487	108
Q488	108
Q489	108
Q490	108
Q491	108
Q492	108
Q493	109
Q494	109
Q495	109
Q496	109
Q497	109
Q498	109
Q499	109
Q500	109
Q501	108-94
Q502	108-94
Q503	108-94
Q504	108-94
Q505	108-94
Q506	109
Q507	109
Q508	109
Q509	109
Q510	109
Q511	109
Q512	109
Q513	109

code	page
Q514	110
Q515	110
Q516	110
Q517	110
Q518	110
Q519	110
Q520	110
Q521	110
Q584	117
Q585	117
Q586	117
Q587	117
Q588	117
Q589	117
Q590	117
Q591	117
Q592	117
Q593	117
Q594	117
Q595	117
Q596	118
Q597	118
Q598	118
Q614	318
Q615	318
Q616	318
Q617	318
Q618	318
Q619	318
Q620	318
Q621	318
Q622	306
Q623	306
Q624	306
Q625	306
Q626	306
Q627	306
Q628	306
Q629	306
Q630	306
Q631	306
Q632	306
Q633	306
Q634	306
Q635	306
Q636	306
Q637	306
Q638	306
Q639	306
Q640	306
Q641	306
Q642	306
Q643	306
Q644	306
Q645	306
Q646	306
Q647	306
Q648	311
Q649	311
Q650	311
Q651	311
Q652	309
Q653	309
Q654	239
Q655	239
Q656	239
Q657	239
Q658	239
Q659	239
Q660	239
Q661	239
Q662	239
Q663	239
Q664	239
Q665	239

code	page
Q666	239
Q667	239
Q668	239
Q669	239
Q670	239
Q671	239
Q672	239
Q673	239
Q674	239
Q675	239
Q676	239
Q677	239
Q678	245
Q679	245
Q680	245
Q681	245
Q682	616
Q683	616
Q684	616
Q685	616
Q686	616
Q687	616
Q688	616
Q689	616
Q690	616
Q691	616
Q692	616
Q693	616
Q694	616
Q695	616
Q696	616
Q697	616
Q698	616
Q699	616
Q700	616
Q701	616
Q702	616
Q703	616
Q704	616
Q705	616
Q706	616
Q707	616
Q708	616
Q709	616
Q710	616
Q711	616
Q712	616
Q713	616
Q714	616
Q715	616
Q716	616
Q717	616
Q718	616
Q719	616
Q720	616
Q721	622
Q722	622
Q723	622
Q724	622
Q725	622
Q726	622
Q727	622
Q728	622
Q729	622
Q730	622
Q731	622
Q732	622
Q733	622
Q734	622
Q735	622
Q737	828
Q738	828
Q739	828
Q741	828
Q743	828

Code/page reference

code	page
Q744	249
Q745	249
Q778	109
Q779	109
Q780	109
Q781	108-94
Q782	108-94
Q783	109
Q784	109
Q785	109
Q786	110
Q787	110
Q788	110
Q800	117
Q801	117
Q802	118
Q806	194
Q807	194
Q808	194
Q809	195
Q810	195
Q811	195
Q815	196
Q816	196
Q857	386
Q858	386
Q859	386
Q860	386
Q861	386
Q862	386
Q863	372
Q864	372
Q865	372
Q866	372
Q867	372
Q868	372
Q869	372
Q870	372
Q871	372
Q872	372
Q873	372
Q874	372
Q875	385
Q876	385
Q877	385
Q878	385
Q879	385
Q880	385
Q881	385
Q882	385
Q883	385
Q884	385
Q885	385
Q886	385
Q887	389
Q888	389
Q889	389
Q890	389
Q891	389
Q892	389
Q893	389
Q894	389
Q895	389
Q896	391
Q897	391
Q898	391
Q899	294
Q900	294
Q901	294
Q902	294
Q903	294
Q904	294
Q905	294
Q906	294
Q907	294
Q908	294
Q909	294
Q910	294
Q911	296
Q912	296
Q913	296
Q914	296
Q915	296
Q916	296
Q917	297
Q918	297
Q919	297
Q920	295
Q921	295
Q922	295
Q923	295
Q924	295
Q925	295
Q926	295
Q927	295
Q928	295
Q929	295
Q930	295
Q931	295
Q932	135
Q933	135
Q934	135
Q935	135
Q936	135
Q937	135
Q938	135
Q939	135
Q940	135
Q941	135
Q942	135
Q943	135
Q944	121
Q945	121
Q946	121
Q947	121
Q948	121
Q949	121
Q950	121
Q951	121
Q952	121
Q953	121
Q954	121
Q955	121
Q956	121
Q957	121
Q958	121
Q959	168
Q960	168
Q961	171
Q964	171
Q965	171
Q966	169
Q967	169
Q968	169
Q969	169
Q974	170
Q975	170
Q978	173
Q979	173
Q980	173
Q983	173
Q985	177
Q986	177
Q989	178
Q990	178
Q993	178
Q994	178
Q997	376-394
Q998	376-394
Q999	376-394
QA01	376-394
QA02	376-394
QA03	376-394
QA04	376-394
QA05	376-394
QA06	376-393
QA07	376-393
QA08	376-393
QA09	376-393
QA10	376-393
QA11	376-393
QA12	376-393
QA13	376-393
QA14	377-395
QA15	377-395
QA16	377-395
QA17	377-395
QA18	377-395
QA19	377-395
QA20	377-395
QA21	377-395
QA24	376-394
QA25	376-394
QA26	376-394
QA27	376-394
QA28	376-394
QA29	376-394
QA30	376-394
QA31	376-394
QA32	376-394
QA33	376-394
QA36	377-395
QA37	377-395
QA40	376-394
QA41	376-394
QA42	376-394
QA43	376-394
QA44	376-394
QA45	376-394
QA46	195
QA47	195
QA48	195
QA49	195
QA50	196
QA51	196
QA52	196
QA53	196
QA54	195
QA55	195
QA56	195
QA57	195
QA58	195
QA59	195
QA60	195
QA61	195
QA62	195
QA63	202
QA64	202
QA65	202
QA66	202
QA67	202
QA68	202
QA69	207
QA70	207
QA71	207
QA72	196
QA73	196
QA74	196
QA75	196
QA76	196
QA77	196
QA78	207
QA79	207
QA80	197
QA81	197
QA82	197-207
QA83	197-207
QA84	352
QA85	352
QA86	352
QA87	352
QA88	352
QA89	352
QA90	352
QA91	352
QA92	352
QA93	352
QA94	352
QA95	352
QA96	352
QA97	352
QA98	352
QA99	352
QB00	352
QB01	352
QB02	352
QB03	352
QB04	352
QB05	352
QB06	352
QB07	352
QB08	353
QB09	353
QB10	353
QB11	353
QB12	353
QB13	353
QB14	353
QB15	353
QB16	353
QB17	353
QB18	353
QB19	353
QB20	353
QB21	353
QB22	353
QB23	353
QB24	353
QB25	353
QB26	353
QB27	353
QB28	353
QB29	353
QB30	353
QB31	353
QB32	352
QB33	352
QB34	352
QB35	352
QB36	352
QB37	352
QB38	352
QB39	352
QB40	353
QB41	353
QB42	353
QB43	353
QB44	353
QB45	353
QB46	353
QB47	353
QB48	353
QB49	353
QB50	353
QB51	353
QB52	353
QB53	353
QB54	353
QB55	353
QB56	353
QB57	353
QB58	353
QB59	353
QB60	353
QB61	353
QB62	353
QB63	353
QB64	354
QB65	354
QB66	354
QB67	354
QB68	354
QB69	354
QB70	354
QB71	354
QB72	354
QB73	354
QB74	354
QB75	354
QB76	354
QB77	354
QB78	354
QB79	354
QB80	354
QB81	354
QB82	354
QB83	354
QB84	354
QB85	354
QB86	354
QB87	354
QB88	355
QB89	355
QB90	355
QB91	355
QB92	355
QB93	355
QB94	355
QB95	355
QB96	355
QB97	355
QB98	355
QB99	355
QC00	355
QC01	355
QC02	355
QC03	355
QC04	355
QC05	355
QC06	355
QC07	355
QC08	355
QC09	355
QC10	355
QC11	355
QC12	225
QC13	225
QC14	225
QC15	225
QC16	225
QC17	225
QC18	226
QC19	226
QC20	226
QC21	226
QC22	226
QC23	226
QC24	226
QC25	226
QC26	226
QC27	226
QC28	226
QC29	226
QC30	227
QC31	227
QC32	227
QC33	227
QC34	225
QC35	225
QC36	225
QC37	225
QC38	225
QC39	225
QC40	226
QC41	226
QC42	226
QC43	226
QC44	226
QC45	226
QC46	226
QC47	226
QC48	226
QC49	226
QC50	226
QC51	226
QC52	227
QC53	227
QC54	227
QC55	227
QC56	235
QC57	235
QC58	235
QC59	235
QC60	235
QC61	235
QC62	235
QC63	235
QC64	235
QC65	235
QC66	235
QC67	235
QC68	203
QD29	127
QD30	127
QD31	127
QD32	127
QD33	127
QD34	127
QD35	127
QD36	127
QD37	127
QD38	127
QD39	127
QD40	127
QD41	127
QD42	127
QD43	127
QD59	113
QD60	113
QD61	113
QD62	113
QD63	113
QD64	113
QD65	113
QD66	113
QD67	113
QD68	113
QD69	113
QD70	113
QD71	113
QD72	113
QD73	114
QD74	114
QD75	114
QD76	114
QE03	141-94
QE04	141-94
QE05	141-94
QE06	141-94
QE07	148-99

code	page
QE08	148-99
QE09	148-99
QE10	148-99
QE11	145-97
QE12	145-97
QF49	181
QF50	181
QF51	181
QF52	181
QF53	181
QF54	181
QF55	181
QF56	181
QF57	181
QF58	181
QF59	181
QF60	181
QF61	181
QF62	181
QF63	181
QF64	181
QF65	181
QF66	181
QF67	182
QF68	182
QF69	182
QF70	182
QF71	182
QF72	182
QF73	182
QF74	182
QF75	182
QF76	182
QF77	182
QF78	182
QF79	182
QF80	182
QF81	182
QF82	182
QF83	182
QF84	182
QF85	182
QF86	182
QF87	182
QF88	182
QF89	182
QF90	182
QF91	182
QF92	182
QF93	182
QF94	182
QF95	182
QF96	182
QF97	182
QF98	182
QF99	182
QG01	182
QG02	182
QG03	182
QG04	182
QG05	182
QG06	182
QG07	182
QG08	182
QG09	182
QG10	182
QG11	182
QG12	182
QG17	183
QG18	183
QG19	183
QG20	183
QG21	183
QG22	183
QG23	183

code	page
QG24	183
QG25	183
QG26	183
QG27	183
QG28	183
QG29	183
QG30	183
QG31	183
QG32	183
QG33	183
QG34	183
QG35	183
QG36	183
QG37	183
QG38	183
QG39	183
QG40	183
QG41	183
QG42	240
QG43	240
QG44	240
QG45	240
QG46	240
QG47	240
QG48	240
QG49	240
QG50	240
QG51	240
QG52	240
QG53	240
QG54	240
QG55	240
QG56	240
QG57	240
QG58	240
QG59	240
QG60	240
QG61	240
QG62	240
QG63	240
QG64	240
QG65	240
QG66	240
QG67	240
QG68	240
QG69	240
QG70	240
QG71	240
QG72	240
QG73	240
QG74	245
QG75	245
QG76	245
QG77	245
QG78	245
QG79	245
QG80	245
QG81	245
QG82	272
QG83	272
QG84	272
QG85	272
QG86	272
QG87	272
QG88	272
QG89	272
QG90	272
QG91	272
QG92	272
QG93	272
QG94	272
QG95	272
QG96	272
QG97	272
QG98	272

code	page
QG99	272
QH01	272
QH02	272
QH03	272
QH04	272
QH05	272
QH06	272
QH07	271
QH08	271
QH09	271
QH10	271
QH11	271
QH12	271
QH13	271
QH14	271
QH34	257
QH36	257
QH38	257
QH40	257
QH42	257
QH44	257
QH45	257
QH47	257
QH49	257
QH51	257
QH52	258
QH53	258
QH54	258
QH55	258
QH56	258
QH57	258
QH58	258
QH59	258
QH60	258
QH61	258
QH62	258
QH63	258
QH64	258
QH65	258
QH66	258
QH71	258
QH73	258
QH75	258
QH76	258
QH77	258
QH78	258
QH79	258
QH80	258
QH81	258
QH82	258
QH83	258
QH84	258
QH85	361
QH86	361
QH87	361
QH88	361
QH89	361
QH90	361
QH91	361
QH92	361
QH93	363
QH94	363
QH95	363
QH96	363
QH97	363
QH98	363
QH99	363
QI00	363
QI01	341
QI02	341
QI03	341
QI04	341
QI05	341
QI06	341
QI07	341

code	page
QI08	341
QI09	341
QI10	341
QI11	341
QI12	341
QI13	341
QI14	341
QI15	341
QI16	341
QI17	341
QI18	341
QI19	341
QI20	341
QI21	341
QI22	341
QI23	341
QI24	341
QI25	341
QI26	341
QI27	341
QI28	341
QI29	341
QI30	341
QI31	341
QI32	341
QI33	341
QI34	341
QI35	341
QI36	341
QI37	232
QI38	232
QI39	232
QI40	232
QI41	232
QI42	232
QI43	232
QI44	232
QI45	376-394
QI46	376-394
QI47	376-394
QI48	376-394
QI49	376-393
QI50	376-393
QI51	376-393
QI52	376-393
QI57	376-394
QI58	376-394
QI59	376-394
QI60	376-394
QI61	385
QI62	385
QI63	385
QI64	385
QI65	385
QI66	385
QI67	386
QI68	386
QI69	386
QI70	389
QI71	389
QI72	389
QI73	389
QI74	389
QI75	389
QI76	389
QI77	389
QI78	389
QI79	391
QI80	391
QI81	391
QI82	107-93
QI83	107-93
QI84	107-93
QI85	107-93
QI86	107-93

code	page
QI87	107
QI88	107
QI89	107
QI90	107
QI91	107
QI92	107
QI93	107
QI94	107
QI95	107
QI96	107
QI97	108-93
QI98	108-93
QI99	108-93
QJ00	108-93
QJ01	108-93
QJ02	108
QJ03	108
QJ04	108
QJ05	108
QJ06	108
QJ07	108
QJ08	108
QJ09	108
QJ10	109
QJ11	109
QJ12	109
QJ13	109
QJ14	109
QJ15	109
QJ16	109
QJ17	109
QJ18	109
QJ19	109
QJ20	109
QJ21	108-94
QJ22	108-94
QJ23	108-94
QJ24	108-94
QJ25	108-94
QJ26	108-94
QJ27	108-94
QJ28	109
QJ29	109
QJ30	109
QJ31	109
QJ32	109
QJ33	109
QJ34	109
QJ35	109
QJ36	109
QJ37	109
QJ38	109
QJ39	110
QJ40	110
QJ41	110
QJ42	110
QJ43	110
QJ44	110
QJ45	110
QJ46	110
QJ47	110
QJ48	110
QJ49	110
QJ50	117
QJ51	117
QJ52	117
QJ53	117
QJ54	117
QJ55	117
QJ56	117
QJ57	117
QJ58	117
QJ59	117
QJ60	117
QJ61	117

code	page
QJ62	117
QJ63	117
QJ64	118
QJ65	118
QJ66	118
QJ67	118
QJ68	113
QJ69	113
QJ70	113
QJ71	113
QJ72	113
QJ73	113
QJ74	113
QJ75	113
QJ76	113
QJ77	113
QJ78	113
QJ79	113
QJ80	113
QJ81	113
QJ82	114
QJ83	114
QJ84	114
QJ85	114
QJ86	110-95
QJ87	110
QJ88	110-114-118
QJ89	110-95
QJ90	110-114-118
QJ91	110-95
QJ92	110-114-118
QJ93	110-114-118
QJ94	141-94
QJ95	141-94
QJ96	141-94
QJ97	141-94
QJ98	141-94
QJ99	141-94
QK00	141-94
QK01	141-94
QK02	141-94
QK03	141-94
QK04	141-94
QK05	141-94
QK06	141-94
QK07	141-94
QK08	141-94
QK09	141-94
QK10	141
QK11	141
QK12	141
QK13	142
QK14	142
QK15	142
QK16	145-97
QK17	145-97
QK18	145-97
QK19	145-97
QK20	145-97
QK21	145-97
QK22	145-97
QK23	145
QK24	145
QK25	145
QK26	145
QK27	145
QK28	145
QK29	147-99
QK30	147-99
QK31	147-99
QK32	147-99
QK33	147-99
QK34	147-99
QK35	147-99
QK36	147-99

Code/page reference

code	page
QK37	147-99
QK38	147-99
QK39	147-99
QK40	147-99
QK41	147-99
QK42	147-99
QK43	148-99
QK44	148-99
QK45	148-99
QK46	148-99
QK47	148-99
QK48	148-99
QK49	100-142-145-148-95-97
QK50	142-145
QK51	142-145
QK52	151-95
QK53	151-95
QK54	151-95
QK55	151-95
QK56	151-95
QK57	151-95
QK58	151-95
QK59	153-97
QK60	153-97
QK61	153-97
QK62	155
QK63	100-155
QK64	155
QK65	155
QK66	155
QK67	100-155
QK68	155
QK69	155
QK70	155
QK71	100-151-153-156-95-97
QK89	123-93
QK90	123-93
QK91	123-93
QK92	123
QK93	123
QK94	123
QK95	124
QK96	124
QK97	124
QK98	124
QK99	124
QL00	124
QL01	124
QL02	124
QL03	124
QL04	124
QL05	124
QL06	124
QL07	124
QL08	124
QL09	124
QL10	124
QL11	124
QL12	124
QL13	124
QL14	124
QL15	124
QL16	124
QL17	124
QL18	124
QL19	124
QL20	124
QL21	124
QL22	125
QL23	125
QL24	125
QL25	125
QL26	125
QL27	125
QL28	125
QL29	125
QL30	125
QL31	125
QL32	125
QL33	125
QL34	131
QL35	131
QL36	131
QL37	131
QL38	131
QL39	131
QL40	131
QL41	131
QL42	131
QL43	131
QL44	131
QL45	131
QL46	131
QL47	131
QL48	131
QL49	127
QL50	127
QL51	127
QL52	127
QL53	127
QL54	127
QL55	127
QL56	127
QL57	127
QL58	127
QL59	127
QL60	127
QL61	127
QL62	127
QL63	127
QL64	330
QL65	330
QL66	330
QL67	331
QL68	331
QL69	331
QL70	332
QL71	332
QL72	332
QL73	331
QL74	331
QL75	331
QL76	332
QL77	332
QL78	332
QL79	333
QL80	333
QL81	333
QL82	330
QL83	330
QL84	330
QL85	331
QL86	331
QL87	331
QL88	332
QL89	332
QL90	332
QL91	331
QL92	331
QL93	331
QL94	332
QL95	332
QL96	332
QL97	333
QL98	333
QL99	333
QM00	330
QM01	330
QM02	331
QM03	331
QM04	332
QM05	332
QM06	331
QM07	331
QM08	332
QM09	332
QM10	333
QM11	333
QM12	331
QM13	331
QM14	332
QM15	332
QM16	333
QM17	333
QM18	331
QM19	331
QM20	332
QM21	332
QM22	333
QM23	333
QM24	331
QM25	331
QM26	332
QM27	332
QM28	333
QM29	333
QM30	168
QM31	168
QM32	168
QM33	168
QM34	168
QM35	168
QM36	168
QM37	168
QM38	168
QM39	168
QM40	168
QM41	168
QM42	168
QM43	168
QM44	168
QM45	168
QM46	168
QM47	168
QM48	168
QM49	168
QM50	169
QM51	169
QM52	169
QM53	169
QM54	169
QM55	169
QM56	169
QM57	169
QM59	169
QM60	169
QM61	169
QM62	169
QM63	169
QM64	169
QM65	169
QM66	169
QM67	169
QM68	169
QM69	169
QM70	169
QM71	169
QM72	169
QM73	169
QM74	170
QM75	170
QM76	170
QM77	170
QM78	170
QM79	170
QM80	170
QM81	170
QM82	170
QM83	170
QM84	170
QM85	170
QM86	173
QM87	173
QM88	173
QM89	173
QM90	173
QM91	173
QM92	173
QM93	173
QM94	173
QM95	173
QM96	173
QM97	173
QM98	174
QM99	174
QN00	174
QN01	174
QN02	174
QN03	174
QN04	177
QN05	177
QN06	177
QN07	177
QN08	177
QN09	177
QN10	177
QN11	177
QN12	177
QN13	177
QN14	177
QN15	177
QN16	177
QN17	177
QN18	177
QN19	177
QN20	177
QN21	177
QN22	177
QN23	177
QN24	178
QN25	178
QN26	178
QN27	178
QN28	178
QN29	178
QN30	178
QN31	178
QN32	178
QN33	178
QN34	178
QN35	178
QN36	178
QN37	178
QN38	178
QN39	178
QN40	178
QN41	178
QN42	178
QN43	178
QN44	178
QN45	178
QN46	178
QN47	178
QN48	403
QN49	403
QN50	403
QN51	403
QN52	403
QN53	403
QN54	403
QN55	403
QN56	403
QN57	403
QN58	403
QN59	403
QN60	403
QN61	403
QN62	403
QN63	403
QN64	403
QN65	403
QN66	313
QN67	313
QN68	313
QN70	313
QN71	313
QN72	313
QN73	313
QN74	313
QN75	313
QN86	314
QN87	314
QN88	314
QN89	314
QN90	314
QN91	314
QN92	314
QN93	314
QN94	314
QN95	314
QP06	306
QP07	306
QP08	306
QP09	306
QP10	306
QP11	306
QP12	306
QP13	306
QP14	306
QP15	306
QP16	306
QP17	306
QP18	306
QP19	306
QP20	306
QP21	306
QP22	306
QP23	306
QP24	306
QP25	306
QP26	309
QP27	309
QP28	309
QP29	300
QP30	300
QP31	300
QP32	300
QP33	300
QP34	300
QP35	300
QP36	300
QP37	300
QP38	300
QP39	300
QP40	300
QP41	300
QP42	300
QP43	300
QP44	300
QP45	300
QP46	300
QP47	249
QP48	249
QP49	249
QP50	249
T415	754
TJY0	567-568
TJY1	567-568
TJY2	567-568
TXE0	661
TXE1	661
TXE2	661
TXE3	661
TXE4	661
X000	765-769
X001	635-721-723-795
X002	486
X003	486
X004	486
X005	486
X009	708
X010	562
X011	562
X012	562
X013	562
X014	562
X015	562
X016	562
X017	562
X018	562
X019	765-769
X020	228-232-677-765-767-769
X021	765
X022	765
X023	747
X024	747
X028	752
X029	752
X030	752
X034	752
X035	752
X036	752
X087	747
X088	747
X090	677-765-767-769
X099	640
X100	640
X101	640
X102	463
X103	640
X104	640
X105	640
X106	640
X107	640
X111	712
X112	712
X113	712
X114	712
X115	712
X116	712
X117	712
X118	712
X119	712
X120	712
X126	463
X129	598
X130	598
X131	598-601-717
X132	598
X133	590-598
X134	590-598
X135	590-598
X136	590-598
X137	590-598
X138	590-598
X139	590-598
X140	590-598
X141	598-601-717
X142	591-598

code	page
X143	590
X144	590
X145	591
X146	591
X147	591
X148	586
X149	586
X150	586
X151	586
X152	586
X153	586
X154	586
X155	586
X156	586
X157	586
X168	587-591-599
X169	587-591-599
X170	587-591-599
X171	587-591-599
X172	587-591-599
X173	587-591-599
X174	587-591-599
X175	587-591-599
X176	587-591-599
X177	587-591-599
X178	587-591-599
X179	587-591-599
X180	587-591-599
X181	587-591-599
X182	558-563-587-592-599-602-704-718-736-792
X183	558-563-587-592-599-602-704-718-736-792
X184	558-563-587-592-599-602-704-718-736-792
X185	558-563-587-592-599-602-704-718-736-792
X186	558-563-587-592-599-602-705-718-736-792
X187	558-563-587-592-599-602-705-718-736-792
X188	587-591-599-602-617-635-676-692-704-718-738-743-775-791
X189	587-591-599-602-617-635-676-692-718-775
X190	676
X191	676
X192	676
X193	676
X194	676
X195	676
X196	676
X197	692
X198	691
X199	691
X200	691
X201	691
X202	691
X203	692
X204	691
X205	691
X206	691
X207	691
X208	242-245-253-259-268
X209	692
X210	618-677
X211	618-677
X212	677
X213	618-677
X214	635-677-775
X215	677
X216	635-677-775
X217	635-677-775
X218	646
X219	646
X220	646
X229	654
X231	654
X233	654-656
X234	654-656
X235	654-656
X236	654-656
X237	463
X240	691
X241	691
X242	691
X243	617
X244	617
X245	617-624
X246	624
X247	617
X248	617
X249	617-624
X250	624
X251	617
X252	617
X253	617-624
X254	624
X255	617
X256	617
X257	617-624
X258	624
X259	617
X260	617
X261	617-624
X262	624
X263	617
X264	617
X265	617-624
X266	624
X267	617-624
X268	624
X269	624
X270	617-628-635
X271	617-635
X272	624-628
X275	624
X276	618
X277	618
X278	618
X279	618
X280	618
X281	618
X284	618
X285	618
X286	618
X288	591-599
X289	591-599
X290	591-599
X291	591-599
X292	591-599
X293	591-599
X294	767-821
X295	767
X300	618
X301	618
X302	624
X303	624
X304	624
X305	624
X306	624
X307	624
X308	624
X309	624
X310	624
X311	624
X312	624
X313	624
X314	624
X315	624
X316	624
X317	624
X318	624
X319	624
X320	624
X321	624
X322	624
X323	617-628-635
X325	618
X326	618
X327	618
X328	703
X329	703
X330	703
X331	703
X332	703
X333	703
X334	703
X335	703
X336	791
X337	791
X338	791
X339	791
X340	791
X341	703
X342	703
X343	703
X344	703
X345	703
X349	552
X350	552
X351	552
X352	552
X353	552
X354	552
X355	552
X356	552
X357	552
X358	552
X359	552
X360	552
X361	552
X362	552
X363	552
X364	552
X365	552
X366	552
X367	552
X368	552
X369	552
X370	552
X371	552
X372	552
X373	552
X374	552
X375	552
X376	552
X377	552
X378	552
X379	552
X380	552
X381	552
X382	552
X383	552
X384	552
X385	552
X386	552
X387	552
X388	552
X389	552
X390	552
X391	553
X392	553
X393	553
X394	553
X395	553
X396	553
X397	553
X398	553
X399	552
X400	552
X401	552
X402	552
X403	553
X404	553
X405	553
X406	567-568
X407	567-568
X410	463-509
X411	514-526
X412	514-526
X413	514-526
X414	514-526
X415	526-655-656
X416	514
X417	514
X418	514
X419	514
X420	703-791
X421	703-791
X422	553
X423	553
X424	553
X430	463-509
X433	635-775
X434	635-775
X435	635-775
X436	735
X437	735
X438	735
X439	735
X440	735
X441	735
X442	735
X443	735
X444	735
X445	735
X446	735
X447	738
X448	738
X449	738
X450	738
X451	738
X452	736-792
X453	736-792
X454	736-792
X455	737-793
X456	737-793
X457	628
X476	553
X479	811



For the ENEC mark
refer to the download area
at **iguzzini.com**



IGuzzini warrants that its products are free from manufacturing and/or material defects, when used for their intended purposes, for a period of five years from the date of invoice, upon registration online at **www.iguzzini.com** and acceptance of specific conditions. In any case, iGuzzini recognises warranty rights envisaged by law.

Publishing coordination
iGuzzini illuminazione

Graphic design
Studio Conti

Cover design
Michael Göttsche Bebert

Still-Life Photo
F16 - Giuseppe Saluzzi
Esa Studio Buschi

Rendering
Gelfo Design

Printing
Tecnostampa
Recanati - 01/2019



We want a light that guides our children, accompanying them into the future. #LightFirst

iGuzzini

9.8379.000.0