WORKING CATALOGUE 2025



FLOS

Architectural

FLOS

WORKING CATALOGUE 2025

ITALIANO / ENGLISH

NEW

Questa marcatura è presente tra le novità Prodotto / This marker appears alongside Product News

INDEX

LIGHT STRUCTURES

- **12** – My Circuit

38 – Belt

42 – Infra-Structure

- **72** – Zero Track Pro

104 – Zero Track

118 – The Micro Running Magnet

- **140** – The Running Magnet

- **184** – The Tracking Magnet

- **220** – The Tracking Power EVO

236 – The Fast Track

246 – In-Finity

260 – Light Cut Mini

HIGH COMFORT

268 – Gustave

- **272** – EMI

292 – Oblique

294 – Oblique Floor

- **296** – Workmates

360 – Light Shadow

- **446** – Light Shadow Pro / Light Shadow Dots

484 – Eclectic

512 – Circle of Light

516 – LED Curtain

INDEX

DOWNLIGHTS

522 – Kap

586 – Bon Jour

590 – UT Downlight

598 – Light Supply

610 – Wan Downlight

612 – Johnny

SPOTLIGHTS

• **626** – Light Shadow Spot

636 – Camera

644 – Find Me

652 – UT Spot&Pro

668 – Wan Spot

INDEX

CEILING / WALL

- **672** – C1

682 – UT Pro Surface

686 – Kap Surface / Kap Suspension

696 – Super Line / Super Line Pro

702 – Light Bell

706 – Fort Knox Wall / Fort Knox Wall Mini

708 – Thin LED

710 – G-O

712 – TheBlockofLight

SOFT – LINEAR

765 – Wall Rupture

766 – Softprofile

SOFT – 3D

771 – Juncos

773 – Soft Spun

774 – Abajourd'Hui

INDEX

SOFT – IN

777 – G-O IN

778 – Teardrop

779 – USO

782 – USO Cove Lighting

785 – Round Light

786 – Square Light

786 – Vertical Light

714 – TRACKS

720 – DRIVERS

730 – TECHNICAL INFORMATION

768 – QUICK SEARCH OF PRODUCT

806 – DISTRIBUTION

FLOS
Architectural

	Glass	White	Matte White	Textured White	Off White	Black	Matte Black	Anodized Black	Grey	Anodice Grey	Mercury	Anodic Ice	Polished Silver	Anodized Silver	Anodized Aluminium	Polished Aluminium	Brushed Aluminium	Chrome	Smoke Glass	Stainless Steel	Steel	Concrete	Anthracite	Matt Anthracite	Salvia	Teak
MY CIRCUIT		•																								
BELT						•																				
INFRA-STRUCTURE		•				•												•	•							
ZERO TRACK PRO		•				•																				
ZERO TRACK		•				•												•								
THE MICRO RUNNING MAGNET		•				•																				
THE RUNNING MAGNET		•				•								•				•								
THE TRACKING MAGNET		•				•										•										
THE TRACKING POWER EVO		•				•								•									•			
THE FAST TRACK		•				•																				
IN-FINITY		•				•				•																
LIGHT CUT MINI		•				•																				
WORKMATES		•				•								•												
GUSTAVE			•									•												•		
EMI					•																					
OBLIQUE / OBLIQUE FLOOR		•							•														•		•	
LIGHT SHADOW		•				•															•					•
LIGHT SHADOW PRO&DOTS		•				•															•					•
ECLECTIC		•				•																				
CIRCLE OF LIGHT						•																				
LED CURTAIN		•																								
KAP		•				•																				
BON JOUR		•				•																				
UT DOWNLIGHT		•				•																				
LIGHT SUPPLY		•				•																				
WAN DOWNLIGHT		•				•										•										
JOHNNY		•				•																•				•
LIGHT SHADOW SPOT		•				•																				
CAMERA				•																			•			
FIND ME		•				•												•								
UT SPOT		•				•																				
WAN SPOT		•				•										•										
C1		•																					•			
UT PRO SURFACE		•				•																				
KAP SURFACE		•				•											•									
SUPER LINE		•				•			•																	
LIGHT BELL	•	•					•	•					•			•						•				
FORT KNOX WALL		•				•										•										
THIN LED		•											•			•										
G-O		•						•					•							•						
THEBLOCKOFLIGHT			•				•		•																	

FLOS
Soft Architecture

WALL RUPTURE															•											
SOFTPROFILE		•													•											
JUNCOS		•				•												•								

	Brown	Deep Brown	Dark Brown	Laquered Brown	Anodized Bronze	Wenge	Bronze	Gold	Matte Gold	Copper	Galvanic Copper	Rust	Red Glass	Deep Red	Deep Green	Deep Blue	Green	Laquered Green	Brushed Copper	Brushed Steel	Brushed Bronze	Natural Leather	Green Leather	Grey Olive	Copper Brown	Smooth Black	Raw Aluminum
MY CIRCUIT																											
BELT																						•	•	•	•		
INFRA-STRUCTURE								•					•						•	•	•						
ZERO TRACK PRO																			•	•	•						
ZERO TRACK		•			•																						
THE MICRO RUNNING MAGNET																											
THE RUNNING MAGNET																			•	•	•						
THE TRACKING MAGNET																			•	•	•						
THE TRACKING POWER EVO																											
THE FAST TRACK																											
IN-FINITY																											
LIGHT CUT MINI																											
WORKMATES																											
GUSTAVE				•														•								•	•
EMI														•	•	•											
OBLIQUE / OBLIQUE FLOOR	•											•															
LIGHT SHADOW							•			•									•	•	•						
LIGHT SHADOW PRO&DOTS							•			•									•	•	•						
ECLECTIC																											
CIRCLE OF LIGHT																											
LED CURTAIN																											
KAP									•	•																	
BON JOUR										•																	
UT DOWNLIGHT																											
LIGHT SUPPLY																											
WAN DOWNLIGHT																	•										
JOHNNY																											
LIGHT SHADOW SPOT																			•	•	•						
CAMERA																											
FIND ME																											
UT SPOT																											
WAN SPOT																	•										
C1																			•	•	•						
UT PRO SURFACE																											
KAP SURFACE	•								•	•																	
SUPER LINE																											
LIGHT BELL			•					•			•																
FORT KNOX WALL																											
THIN LED					•																						
G-O							•																				
THEBLOCKOFLIGHT																											

WALL RUPTURE								•																			
SOFTPROFILE								•																			
JUNCOS																											

LIGHT STRUCTURES

My Circuit, Belt, Infra-Structure, Zero Track PRO, Zero Track, The Micro Running Magnet, The Running Magnet, The Tracking Magnet, The Tracking Power EVO, The Fast Track, In-Finity, Light Cut Mini.

LIGHT STRUCTURES OVERVIEW

		MY CIRCUIT	ZERO TRACK PRO	ZERO TRACK	THE MICRO RUNNING MAGNET	
PHYSICAL CHARACTERISTICS	MOUNTING	SURFACE	SURFACE	SURFACE	RECESSED	SURFACE
	COLORS					
	VOLTAGE / TRACK ADAPTER	48 Vdc In-Track	24 Vdc In-Track	24 Vdc In-Track	24 Vdc In-Track	
	INNER GAP (mm)	-	11,5	8	5	
	OUTER GAP (mm)	-	19	17	9	-
	RECESSED DEPTH (mm)	-	-	-	-	17
	HEIGHT (mm)	27	10,5	7	14	-
	LENGTH (mm)	8000 / 15000 / 20000	1000 / 2000 / 3000	1000 / 2000 / 3000	1000 / 2000 / 3000	
CONTROL CHARACTERISTICS	PROFILE EMISSION	✗	✗	✗	✗	
	NON DIMMABLE	✓	✓	✓	✓	
	DALI	✗	✓	✗	✓ [1]	
	CASAMBI	✓	✓	✓	✓	
	1 - 10V	✓ [1]	✓ [1]	✗	✓ [1]	
	PUSH	✗	✗	✗	✓ [1]	
	MAINS DIMMING	✗	✗	✗	✗	
	UP&DOWN (Indep)	—	—	—	—	
COMPATIBLE LIGHT MODULES	ACCENT LIGHTING	My Circuit Spot Ø25 My Circuit Spot Ø35 My Circuit Light Shadow Spot Ø30 My Circuit Light Shadow Spot Ø45	Find Me 0 Find Me 1 Find Me 2 Atom 90 Atom 120 Light Shadow Spot 30[1] Light Shadow Spot 45[1] Find Me 1 Suspension [1] Only for Zero Track Pro		Nano Spot Light Shadow Spot Micro Spot Spot Find Me 0 Find Me 1	
	DIFFUSED LIGHTING	My Circuit Disc My Circuit Dome My Circuit Sphere My Circuit Lines	Light Stripe 600 / 900 / 1200 Magic Stick Atom 200 Magic Stick Asymmetric	Atom 200	Light Stripe Diffused Light Stripe Wall-Washer	

✓ [1] Broadcast ✓ [2] On Board Dimmer ✓ [3] Non Dimmable ✓ [4] Only Remote Drivers ✓ [5] DALI

LIGHT STRUCTURES OVERVIEW

THE RUNNING MAGNET			THE TRACKING MAGNET			INFRA_ STRUCTURE	THE TRACKING POWER EVO	THE FAST TRACK	
								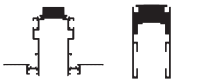	
RECESSED	SURFACE	SUSPENSION Down Up & Down	RECESSED	SURFACE SUSPENSION Down	SUSPENSION Up & Down	SURFACE & SUSPENSION	RECESSED	RECESSED	SURFACE
□ ■			■ □ ▨			□ ■	■	□ ■	
24 Vdc In-Track			48 Vdc In-Track			48 Vdc In-Track	220-240V In-Track	48 Vdc In-Track	
35			15			-	18,5	35	
-	41		-	25		-	-	-	49
73,5	-	-	31,5	-	-	-	27	73,5	-
73 / 86	100	100	31 / 45	46	52	100 / 300 / 400 / 700	42,8	73 / 86	92
1000 / 1500 / 2000 / 2500 / 3000			1000 / 1500 / 2000 / 2500 / 3000			1100 / 1600	1000 / 2000 / 3000	1000 / 1500 / 2000 / 3000	
✓ Upper integrated			✓ Upper integrated			✓ Upper & direct by light modules	✗	✗	
✓			✓ [2]			✓ [2]	✓ [2 / 3 / 5]	✗	
✓			✓			✓	✗	✗	
✓			✓			✓	✗	✓	
✗			✓			✓	✗	✗	
✗			✗			✗	✗	✗	
✗			✗			✗	✗	✗	
✓			✓ [4]			✓	—	—	
Light Shadow Spot 30	Light Shadow Spot 45	Multi Spot 4	Spot 50	Spot 90	Spot 120	Spot 150	UT Pro 150 [2]	Spot 100	
Find Me 1 Suspension	Spot Module	Light Shadow	Light Shadow Spot 30	Light Shadow Spot 45	Light Shadow Spot 60	Anthony Spot Track	Multi Spot Mini	UT Pro 175 [2]	Spot 150
 Spot 120	Light Shadow Wall-Washer								
Anthony Spot Track									
Light Stripe	Mini Glo-Ball	Workmates	Light Stripe	Wallee		Suspension Panel 600	UT Pro Wall-Washer [3]	—	
String Light Ball	String Light Cone	Mini Glo-Ball Suspension				Suspension Glass Downlight 110	Workmates [3 / 5]		
						Light Tube Direct / Indirect / Blind			

NEW

MY CIRCUIT

DESIGNED BY MICHAEL ANASTASSIADES



Descrizione
My Circuit, disegnata da Michael Anastassiades, è la prima struttura per apparecchi d'illuminazione da interni composta da una struttura flessibile che permette disegnare sul soffitto dei tracciati continui e completamente liberi, combinando linee rette con curve di differente raggio (da R 500 a R 3000 mm).
Il sistema, previsto per installazioni da parete, permette l'uso di moduli d'illuminazione focale con prestazioni tecniche e apparecchi d'illuminazione a sospensione con un'attrattiva immagine decorativa.

Disegno, installazione e montaggio.
Per disegnare il tracciato si devono selezionare e combinare in modo consecutivo i moduli di fissaggio, che verranno uniti tra loro per disegnare una colonna centrale da fissare sul soffitto e definire così la forma di My Circuit.
In base al numero dei punti d'illuminazione desiderati, alla loro posizione nel disegno della struttura e al loro requisito di consumo, nei punti del tracciato vengono aggiunti dei moduli che permettono l'alimentazione 48V del sistema (esiste un modulo per l'alimentazione remota e un altro modulo in cui l'alimentazione si trova in una cassa decorativa in sospensione). I moduli d'alimentazione dispongono di un segmento di fissaggio proprio, da aggiungere alla colonna principale (in una posizione intermedia o in un'estremità).
Dopo aver completato il tracciato e dopo averlo installato sul soffitto, si ottiene la lunghezza totale della colonna centrale. Su questa colonna verrà poi installata la struttura flessibile che vi si adatterà come una nervatura e che verrà agganciata al soffitto nella posizione desiderata. La struttura flessibile abbraccerà esteriormente la colonna centrale lungo tutto il tracciato, inserendosi all'interno degli adattatori dell'alimentazione. Le estremità della configurazione e le unioni dei segmenti della parte flessibile –nel caso in cui esistessero– vengono coperti con una placca estetica (finale o intermedia).
Si completa così il montaggio della struttura di My Circuit.
Finalmente, vengono installati sulla struttura i vari tipi di apparecchi d'illuminazione e i moduli di luce mediante i loro adattatori corrispondenti.

Moduli Luminosi
Esistono questi moduli d'illuminazione:
- MyCircuit Light Shadow Spot Ø30 / Ø45
- MyCircuit Spot Ø25 / Ø35

Sono pure disponibili i seguenti apparecchi d'illuminazione decorativi:
- MyCircuit Lines
- MyCircuit Disc
- MyCircuit Dome
- MyCircuit Sphere

Sistemi di Controllo
My Circuit è disponibile nella versione on/off e con il sistema di regolazione senza fili Casambi, che permette controllare individualmente ogni apparecchio d'illuminazione e/o modulo d'illuminazione.

Informazioni Aggiuntive
My Circuit può essere installato solo su soffitti perpendicolari al piano verticale. Per la pulizia del sistema, usare esclusivamente un panno morbido. In caso di sporco più resistente pulire con un panno umido. Attenzione: Non usare alcol né solventi. La superficie dell'installazione deve essere piatta. Per il montaggio, usare i tasselli e le viti più adatti al materiale del soffitto.

Prima di effettuare l'ordine, si consiglia di informarsi per bene sulle caratteristiche del prodotto che non sono state incluse in questo catalogo e che possono essere determinanti per il suo progetto di installazione, consultando la pagina web di Flos per professionisti, la scheda tecnica del prodotto e le istruzioni per la sua installazione e montaggio.

Conformità e Marchi di Qualità
Gli apparecchi d'illuminazione sono conformi alla Normativa Tecnica Europea EN60598-1 e seconde parti.

Description
My Circuit, designed by Michael Anastassiades, is the first structure for indoor lighting consisting of a flexible profile that allows the drawing of continuous and completely free paths on the ceiling, combining linear sections with curves of various radii (from R 500 to R 3000 mm).
The system, for surface installation, can hold light modules, projectors with technical performance and suspended luminaires with an attractive decorative appearance.

Design, installation and assembly
To design a layout, it is essential to select and consecutively combine the fixing modules that will be joined to form a central spine that will be fixed to the ceiling, thus defining the shape of My Circuit. Depending on the desired number of luminaires, their position in the layout and their consumption requirements, modules can be added along the circuit where needed to power (48V) the system (a module for remote power supply and another module where the power supply unit is located in a decorative suspension box are available). These power supply modules have their own fixing segment which is added (at an intermediate position or at one end) to the central spine track.
Once the layout has been completed - and installed on the ceiling - the total length of the central spine track is obtained. The flexible profile is installed on this spine track, so that it can be adapted to its core shape and anchored on the ceiling in the desired position. The flexible profile externally embraces the central spine along the entire circuit and is inserted into the power adapters. The flexible profile's layout ends and segment joints - if present - are covered with the corresponding cover caps (end or intermediate).
The implementation of My Circuit is thus finally completed. Last but not least, the various luminaires and light modules are installed on the structure with their respective adapters.

Light Modules
The following light modules are available:
- MyCircuit Light Shadow Spot Ø30 / Ø45
- MyCircuit Spot Ø25 / Ø35

The following decorative luminaires are also available:
- MyCircuit Lines
- MyCircuit Disc
- MyCircuit Dome
- MyCircuit Sphere

Control Systems
My Circuit is available in on/off version and with Casambi wireless dimming system for individual control of each luminaire and/or light module.

Additional Information
My Circuit can only be installed on ceilings perpendicular to the vertical plane.
Use only a soft cloth to clean the system. For stubborn dirt, damp the cloth with water. Warning: do not use alcohol or other solvents. The installation surface must be flat. When mounting, use suitable dowels and screws, depending on the ceiling material.

Before placing your order, please consult the product details also on the Flos professional website, in its technical data sheet and in the installation and assembly instructions to find all the information that may not be included in this catalogue or that could be relevant to your specific project or installation.

Compliance of Standards and Quality Marks
Luminaire conforms to European Technical Standard EN60598-1 and secondary parts.

FLOS
CONTROL BY CASAMBI

Available on the App Store

GET IT ON Google Play

My Circuit Profile

☐ C5 Bianco
C5 White



Spots · My Circuit Profile

☐ C5 Bianco
C5 White

MY CIRCUIT
SPOT Ø25

☐

LIGHT SOURCE
POWER LED
Up to 4W
260 lm
2700K/CRI 90
262 lm
3000K/CRI 90

MY CIRCUIT
SPOT Ø35

☐

LIGHT SOURCE
LED ARRAY
Up to 8W
623 lm
2700K/CRI 90
641 lm
3000K/CRI 90

MY CIRCUIT
LIGHT SHADOW
SPOT Ø30

☐

LIGHT SOURCE
POWER LED
Up to 4W
257 lm
2700K/CRI 90
263 lm
3000K/CRI 90

MY CIRCUIT
LIGHT SHADOW
SPOT Ø45

☐

LIGHT SOURCE
LED ARRAY
Up to 8W
799 lm
2700K/CRI 90
844 lm
3000K/CRI 90

NEW

Suspension Fixtures · My Circuit Profile

☐ C5 Bianco
C5 White

MY CIRCUIT
DISC



☐

LIGHT SOURCE
TOP LED
42W
4310 lm
2700K/CRI 90
4515 lm
3000K/CRI 90

MY CIRCUIT
LINES

☐

LIGHT SOURCE
TOP LED
2 x 23W
2 x 2360 lm
2700K/CRI 90
2 x 2470 lm
3000K/CRI 90

MY CIRCUIT
DOME

☐

LIGHT SOURCE
TOP LED
40W
2110 lm
2700K / CRI 90
2296 lm
3000K / CRI 90

MY CIRCUIT
SPHERE

☐

LIGHT SOURCE
TOP LED
40W
2278 lm
2700K / CRI 90
2467 lm
3000K / CRI 90

MY CIRCUIT — INSTALLATION

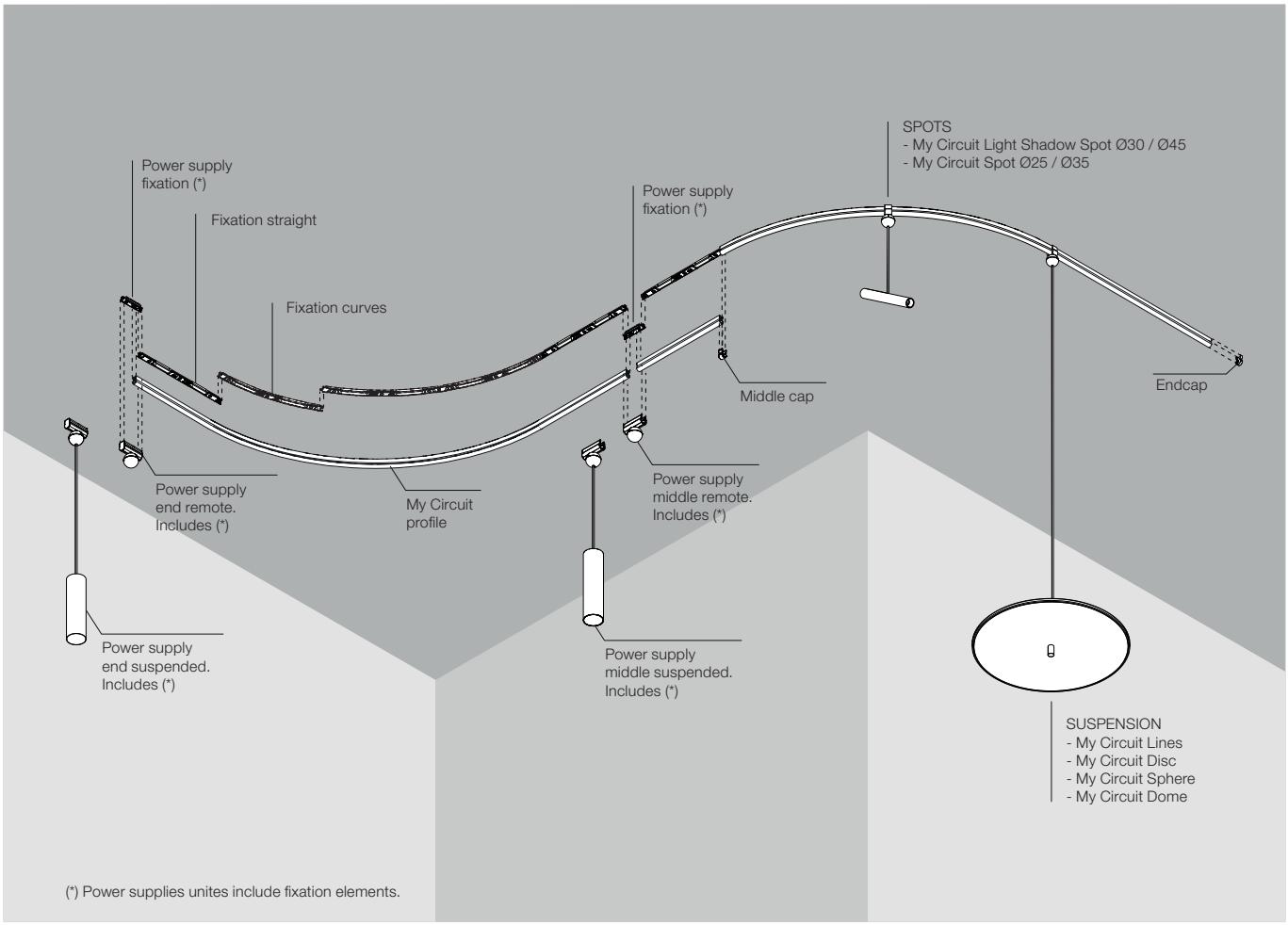

PHYSICAL CHARACTERISTICS	
Mounting	Surface
Voltage	48Vdc
Track Adapter	My Circuit Adapter
Height	40 mm
Width	24 mm
Length	8 / 15 / 20 m
CONTROL CHARACTERISTICS	
No Dim	✓
Casambi	✓

COMPATIBLE LIGHT MODULES

Accent Lighting

My Circuit Light Shadow Spot Ø30

My Circuit Spot Ø25

My Circuit Light Shadow Spot Ø45

My Circuit Spot Ø35

Diffused Lighting

My Circuit Dome

My Circuit Sphere

My Circuit Disc

My Circuit Lines

NEW

My Circuit - Dettagli di installazione / Installation Details

1. Per configurare il percorso My Circuit, selezionare, unire e installare i fissaggi prescelti al soffitto.

1. Simply select, splice and install your chosen fixations on the ceiling to configure the My Circuit route.

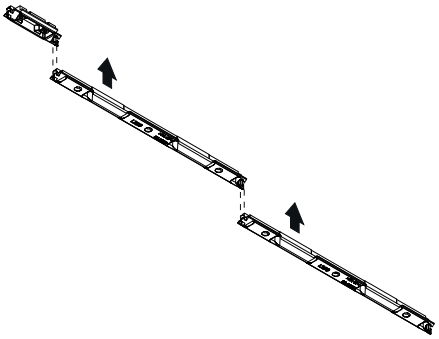

2. Tagliare il segmento del profilo My Circuit in base alla lunghezza richiesta. Inserire il binario flessibile a pressione iniziando da un'estremità.

2. Cut the My Circuit profile segment to the required length. Press to insert the flexible track. Start at one end of the profile.

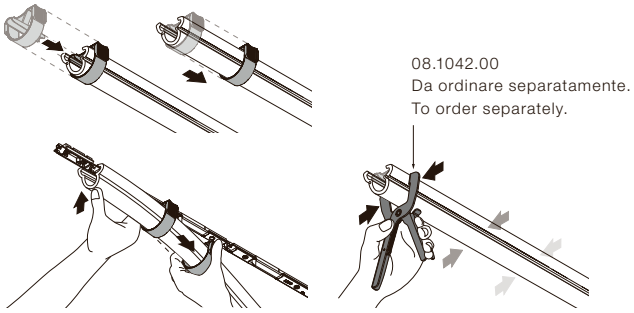

3. Nelle giunzioni intermedie del binario flessibile, applicare l'accessorio Middle Cap e, all'estremità, l'accessorio End Cap.

3. Insert a Middle Cap accessory in intermediate cuts in the flexible track. At the end of the circuit, insert an End Cap.

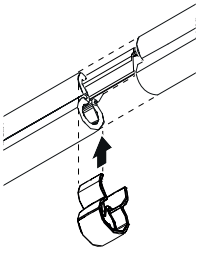

Middle Cap

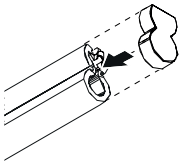

End Cap

4. Nella posizione desiderata (intermedia o ad un'estremità), posizionare il modulo di alimentazione (remoto o sospeso). Questo modulo è provvisto del proprio fissaggio a soffitto.

4. Install the power module (remote or suspended) in the desired position (intermediate or at one end). This module includes its own ceiling fixation.

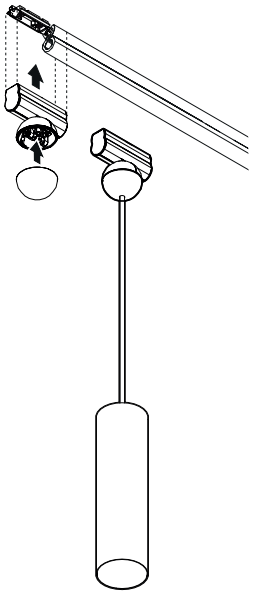

5. Posizionare gli apparecchi di illuminazione nella posizione desiderata mediante gli specifici adattatori per My Circuit. Per i dettagli, consultare le istruzioni di installazione.

5. Place the luminaires in the desired position using their My Circuit-specific adapters. See the installation instructions for more details.

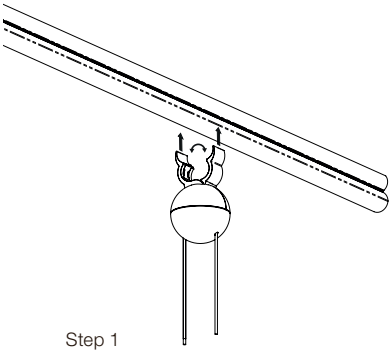

Step 1

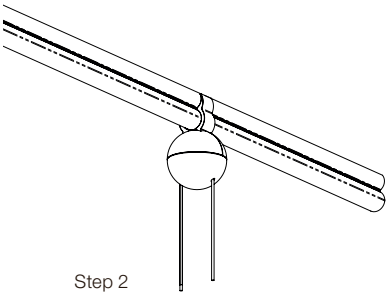

Step 2

NEW

HOW TO ORDER

1 DESIGN YOUR LAYOUT & SELECT MY CIRCUIT FIXATIONS

My Circuit Power Supply Fixation
L= 48 / Included in Power Supplies

My Circuit Fixation Straight
L= 250 / 1000 / 1500 / 2000 / 2500 / 3000



My Circuit Fixation Curve R 500
30° / 90° / 180°

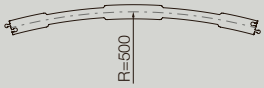

My Circuit Fixation Curve R 750
22,5° / 45° / 90° / 135° / 180°

My Circuit Fixation Curve R 1000
15° / 45° / 90° / 135° / 180°

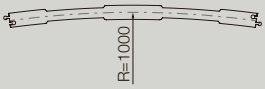

My Circuit Fixation Curve R 1500
9° / 45° / 90° / 135° / 180°

My Circuit Fixation Curve R 2000
7,5° / 45° / 90° / 135° / 180°

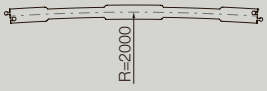

My Circuit Fixation Curve R 2500
5° / 45° / 90° / 135° / 180°

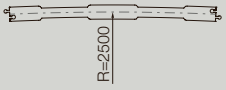

My Circuit Fixation Curve R 3000
5° / 45° / 90° / 135° / 180°

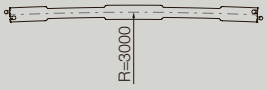

My Circuit Fixation Curve R Custom

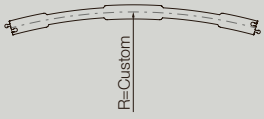

2 SELECT & DEFINE PLACEMENT OF LIGHT MODULES IN YOUR LAYOUT

No DIM / Casambi

My Circuit Light Shadow Spot Ø30

S/M/F

My Circuit Light Shadow Pro Ø45

S/M/F

My Circuit Spot Ø25

S/M/F

My Circuit Spot Ø35

S/M/F

Casambi

My Circuit Dome

General lighting

My Circuit Sphere

General lighting

My Circuit Disc

General lighting

My Circuit Lines

General lighting

NEW

3 SELECT POWER SUPPLY & ADJUST YOUR FINAL LAYOUT

Power Supply Remote

Accessories

Feed Connector End Remote

Feed Connector Middle Remote

+

Drivers

320W

240W

150W

Suspended Power Supply

Power Supply End Suspended
240W / 150W

Power Supply Middle Suspended
240W / 150W

4 SELECT MY CIRCUIT PROFILE & ACCESSORIES

My Circuit Profile
L: 8000 / 15000 / 20000 mm

My Circuit Mounting Tool
(included)

Accessories

End Cap

Middle Cap

My Circuit Profiles

Profilo elettromeccanico flessibile disponibile in varie lunghezze e progettato per essere tagliato dal cliente alla lunghezza esatta desiderata a seconda del progetto. Il profilo viene fornito avvolto a spirale. Distendere prima di procedere all'installazione.

Selezionare la lunghezza necessaria in base alla somma delle lunghezze dei seguenti elementi: fissaggi dritti, archi dei fissaggi curvi e inserti del binario nei fissaggi degli adattatori di alimentazione (contrassegnati sui disegni dimensionali).

Flexible electromechanical profile available in various lengths, designed to be cut by the customer to the exact length required for each project. The profile is supplied in a spiral roll. It must be unrolled before installation.

Select the required length based on the sum of the lengths of: the straight fixations, the arcs of the curved fixations and the track inserts in the power adapter fixations (marked on its dimensional drawings).

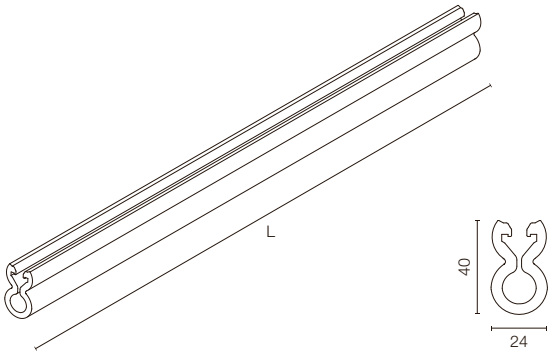

L: 8 m / 15 m / 20 m

CE

III

IP 20



L: 8000 mm
06.0330.C5

L: 15000 mm
06.0331.C5

L: 20000 mm
06.0332.C5

Strumento di montaggio My Circuit (in dotazione).

My Circuit Mounting Tool (included).

My Circuit Fixation Straight

Fissaggio dritto. Sezione minima: 250 mm. Kit di diverse lunghezze composti da varie sezioni minime combinabili.

Straight fixture. Minimum section 250 mm. Kits of different lengths made up of several minimum splicable sections.

L: 250 mm
06.0335.00

Kit L: 1000 mm (4x 06.0335.00)
06.0366.00

Kit L: 1500 mm (6x 06.0335.00)
06.0367.00

Kit L: 2000 mm (8x 06.0335.00)
06.0368.00

Kit L: 2500 mm (10x 06.0335.00)
06.0369.00

Kit L: 3000 mm (12x 06.0335.00)
06.0370.00

My Circuit Fixation Curve R 500

Fissaggio curvo R 500. Angolo minimo de 30º. Kit da 90° e 180° disponibili e composti da vari angoli minimi combinabili.

R 500 curved fixture. Minimum angle 30º. 90º and 180º kits are available, made up of several minimum splicable angles.

Minimum angle 30º
Kit angles 90º / 180º

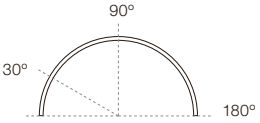

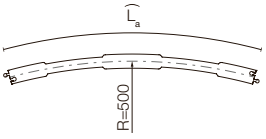

R 500 - 30º
L_a: 262 mm
06.0336.00

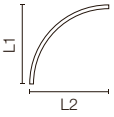

R 500 - Kit 90º (3x 06.0336.00)
L_a: 785 mm
L1: 500 mm L2: 500 mm
06.0371.00

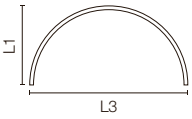

R 500 - Kit 180º (6x 06.0336.00)
L_a: 1571 mm
L1: 500 mm L3: 1000 mm
06.0372.00

NEW

My Circuit Fixation Curve R 750

Fissaggio curvo R 750. Angolo minimo di 22,5º. Kit da 45°, 90°, 135° e 180° disponibili e composti da vari angoli minimi combinabili.

R 750 curved fixture. Minimum angle 22.5º. 45º, 90º, 135º and 180º kits available, made up of several minimum splicable angles.

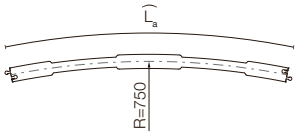

R 750 - 22,5º
L_a: 294,5 mm
06.0337.00

R 750 - Kit 45º (2x 06.0337.00)
L_a: 589 mm
L1: 530 mm L3: 220 mm
06.0373.00

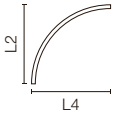

R 750 - Kit 90º (4x 06.0337.00)
L_a: 1178 mm
L2: 750 mm L4: 750 mm
06.0374.00

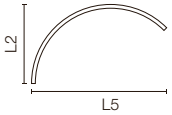

R 750 - Kit 135º (6x 06.0337.00)
L_a: 1767 mm
L2: 750 mm L5: 1280 mm
06.0375.00

Minimum angle 22,5º
Kit angles 45º / 90º / 135º / 180º

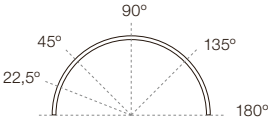

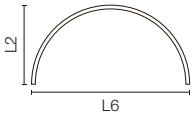

R 750 - Kit 180º (8x 06.0337.00)
L_a: 2356 mm
L2: 750 mm L6: 1500 mm
06.0376.00

My Circuit Fixation Curve R 1000

Fissaggio curvo R 1000. Angolo minimo de 15º. Kit da 45°, 90°, 135° e 180° disponibili e composti da vari angoli minimi combinabili.

R 1000 curved fixture. Minimum angle 15º. 45º, 90º, 135º and 180º kits available, made up of several minimum splicable angles.

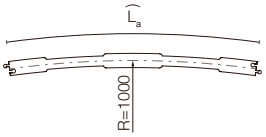

R 1000 - 15º
L_a: 262 mm
06.0338.00

R 1000 - Kit 45º (3x 06.0338.00)
L_a: 785 mm
L1: 707 mm L3: 293 mm
06.0377.00

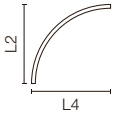

R 1000 - Kit 90º (6x 06.0338.00)
L_a: 1570 mm
L2: 1000 mm L4: 1000 mm
06.0378.00

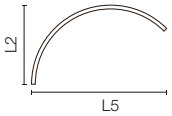

R 1000 - Kit 135º (9x 06.0338.00)
L_a: 2356 mm
L2: 1000 mm L5: 1707 mm
06.0379.00

Minimum angle 15º
Kit angles 45º / 90º / 135º / 180º

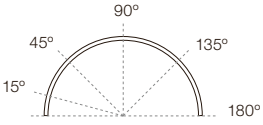

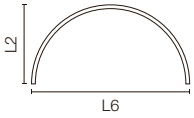

R 1000 - Kit 180º (12x 06.0338.00)
L_a: 3141 mm
L2: 1000 mm L6: 2000 mm
06.0380.00

My Circuit Fixation Curve R 1500

Fissaggio curvo R 1500. Angolo minimo di 9º. Kit da 45°, 90°, 135° e 180° disponibili e composti da vari angoli minimi combinabili.

R 1500 curved fixture. Minimum angle 9º. 45º, 90º, 135º and 180º kits available, made up of several minimum splicable angles.

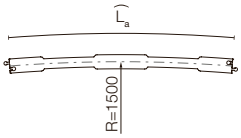

R 1500 - 9º
L_a: 236 mm
06.0339.00

R 1500 - Kit 45º (5x 06.0339.00)
L_a: 1178 mm
L1: 1061 mm L3: 439 mm
06.0381.00

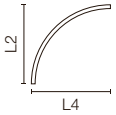

R 1500 - Kit 90º (10x 06.0339.00)
L_a: 2356 mm
L2: 1500 mm L4: 1500 mm
06.0382.00

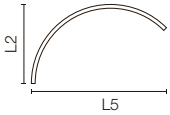

R 1500 - Kit 135º (15x 06.0339.00)
L_a: 3534 mm
L2: 1500 mm L5: 2561 mm
06.0383.00

Minimum angle 9º
Kit angles 45º / 90º / 135º / 180º

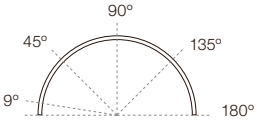

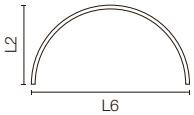

R 1500 - Kit 180º (20x 06.0339.00)
AL: 4712 mm
L2: 1500 mm L6: 3000 mm
06.0384.00

My Circuit Fixation Curve R 2000

Fissaggio curvo R 2000. Angolo minimo di 7,5º. Kit da 45°, 90°, 135° e 180° disponibili e composti da vari angoli minimi combinabili.

R 2000 curved fixture. Minimum angle 7.5º. 45º, 90º, 135º and 180º kits available, made up of several minimum splicable angles.

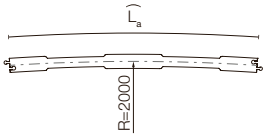

R 2000 - 7,5º
L_a: 262 mm
06.0340.00

R 2000 - Kit 45º (6x 06.0340.00)
L_a: 1571 mm
L1: 1414 mm L3: 586 mm
06.0385.00

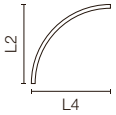

R 2000 - Kit 90º (12x 06.0340.00)
L_a: 3142 mm
L2: 2000 mm L4: 2000 mm
06.0386.00

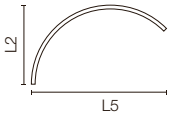

R 2000 - Kit 135º (18x 06.0340.00)
L_a: 4712 mm
L2: 2000 mm L5: 3414 mm
06.0387.00

Minimum angle 7,5º
Kit angles 45º / 90º / 135º / 180º

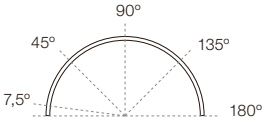

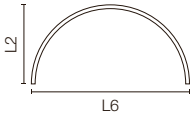

R 2000 - Kit 180º (24x 06.0340.00)
L_a: 6283 mm
L2: 2000 mm L6: 4000 mm
06.0388.00

NEW

My Circuit Fixation Curve R 2500

Fissaggio curvo R 2500. Angolo minimo de 5º. Kit da 45°, 90°, 135° e 180° disponibili e composti da vari angoli minimi combinabili.

R 2500 curved fixture. Minimum angle 5º. 45º, 90º, 135º and 180º kits available, made up of several minimum splicable angles.

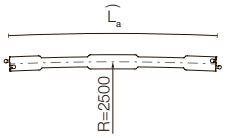

R 2500 - 5º
L_a: 218 mm
06.0341.00

R 2500 - Kit 45º (9x 06.0341.00)
L_a: 1963 mm
L1: 1768 mm L3: 732 mm
06.0389.00

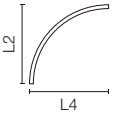

R 2500 - Kit 90º (18x 06.0341.00)
L_a: 3927 mm
L2: 2500 mm L4: 2500 mm
06.0390.00

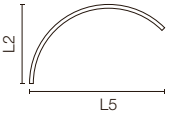

R 2500 - Kit 135º (27x 06.0341.00)
L_a: 5890 mm
L2: 2500 mm L5: 4268 mm
06.0391.00

Minimum angle 5º
Kit angles 45º / 90º / 135º / 180º

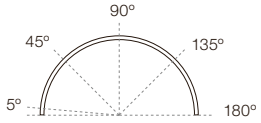

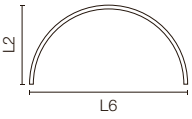

R 2500 - Kit 180º (36x 06.0341.00)
L_a: 7854 mm
L2: 2500 mm L6: 5000 mm
06.0392.00

My Circuit Fixation Curve R 3000

Fissaggio curvo R 3000. Angolo minimo de 5º. Kit da 45°, 90°, 135° e 180° disponibili e composti da vari angoli minimi combinabili.

R 3000 curved fixture. Minimum angle 5º. 45º, 90º, 135º and 180º kits available, made up of several minimum splicable angles.

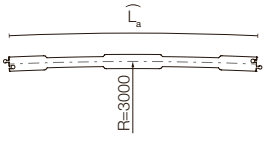

R 3000 - 5º
L_a: 262 mm
06.0342.00

R 3000 - Kit 45º (9x 06.0342.00)
L_a: 2356 mm
L1: 2121 mm L3: 879 mm
06.0393.00

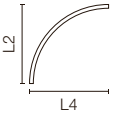

R 3000 - Kit 90º (18x 06.0342.00)
L_a: 4712 mm
L2: 3000 mm L4: 3000 mm
06.0394.00

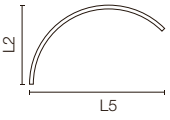

R 3000 - Kit 135º (27x 06.0342.00)
L_a: 7069 mm
L2: 3000 mm L5: 5121 mm
06.0395.00

Minimum angle 5 º
Kit angles 45º / 90º / 135º / 180º

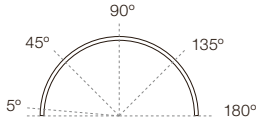

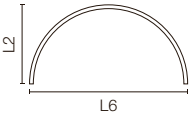

R 3000 - Kit 180º (36x 06.0342.00)
L_a: 9425 mm
L2: 3000 mm L6: 6000 mm
06.0396.00

NEW

MY CIRCUIT — ACCESSORIES

Accessori / Accessories

Tappo estetico finale. Da applicare alle estremità del percorso di My Circuit (all'occorrenza).

End trim cap. For use at the ends of the My Circuit circuit (only if necessary).

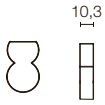

06.0350.C5

Tappo estetico intermedio. Da applicare nei tagli del binario flessibile di My Circuit (se necessario).

Intermediate trim cap. For use on cuts in the My Circuit flexible track (only if necessary).

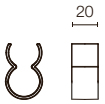

06.0351.C5

Accessorio per installazioni a circuito chiuso. Per unire le estremità del percorso di My Circuit (obbligatorio per questo tipo di installazione).

Accessory for closed loop installations. To join the ends of the My Circuit route (Mandatory for this type of installation).

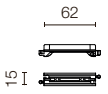

06.0343.00

Strumento di fissaggio del profilo. Per assicurare che il profilo sia agganciato lungo tutta la sua lunghezza una volta installato.

Profile fixing tool. To ensure that the profile is clipped along its entire length once installed.

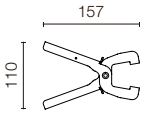

08.1042.00

Remote Drivers Accessories

Accessorio per il collegamento di My Circuit all'alimentazione remota. Driver non incluso. Da applicare alle estremità del percorso (all'occorrenza).

Accessory for connecting My Circuit to the remote power supply. Driver not included. For use at the ends of the circuit (if necessary).

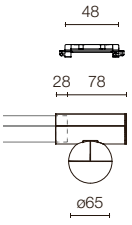

06.0352.C5

Accessorio per il collegamento di My Circuit all'alimentazione remota. Driver non incluso. Da applicare in posizione intermedia lungo il percorso (all'occorrenza).

Accessory for connecting My Circuit to the remote power supply. Driver not included. For use in intermediate positions along the circuit (if necessary).

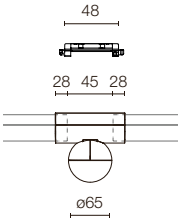

06.0353.C5

Remote Drivers

Alimentatore a tensione costante 48 V - 320 W, 100-110 V / 120/277 V - 50/60 Hz.

Constant voltage power supply 48V - 320W, 100 -110V / 120/277V - 50/60Hz.

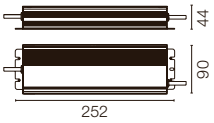

60.9741

Alimentatore a tensione costante 48 V - 240W, 100-110 V / 120/277 V - 50/60 Hz.

Constant voltage power supply 48V - 240W, 100 -110V / 120/277V - 50/60Hz.

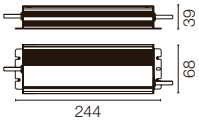

60.8723

Alimentatore a tensione costante 48V - 150W, 100-110V / 120/277V - 50/60Hz.

Constant voltage power supply 48V - 150W, 100-110V / 120/277V - 50/60Hz.

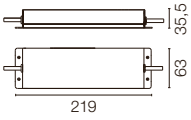

60.9781

Unità di controllo / Control Units

Gateway di regolazione wireless. Da 1-10V a Casambi. Per installazione remota. Vedi le specifiche del prodotto nel manuale Flos Control. Consigliato per fungere da gateway da Lutron a Casambi.

Wireless Dimmer Bridge. From 1-10V to Casambi. For remote installation. See product specifications in the Flos Control manual. Recommended to act as a gateway from Lutron to Casambi.



DIM 1-10V >> Casambi

08.0824.14

NEW

Suspended Drivers

Accessorio per il collegamento di My Circuit all'alimentazione sospesa. Driver incluso (48 V). Da applicare alle estremità del percorso (all'occorrenza).
Fissaggio alimentazione My Circuit (in dotazione).

Accessory for connecting My Circuit to the suspended power supply. Driver included (48V). For use at the ends of the circuit (if necessary).
My Circuit Power Supply Fixation, included.



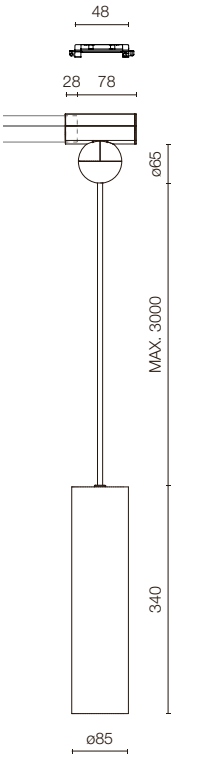

240W · 100-240Vac
240W · 180-240Vac
180W · 100-180Vac
06.0354.C5

150W · 100-240Vac
150W · 180-240Vac
105W · 100-180Vac
06.0403.C5

Accessorio per il collegamento di My Circuit all'alimentazione sospesa. Driver incluso (48 V). Da applicare in posizione intermedia lungo il percorso (all'occorrenza).
Fissaggio alimentazione My Circuit (in dotazione).

Accessory for connecting My Circuit to the suspended power supply. Driver included (48V). For use in intermediate positions along the circuit (if necessary).
My Circuit Power Supply Fixation, included.

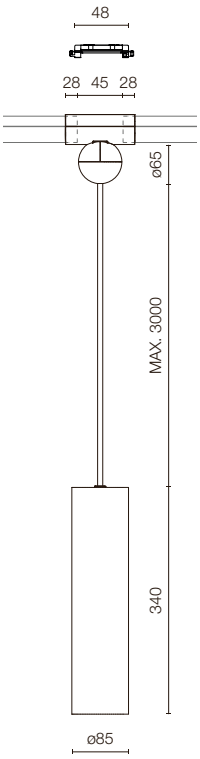

240W · 100-240Vac
240W · 180-240Vac
180W · 100-180Vac
06.0355.C5

150W · 100-240Vac
150W · 180-240Vac
105W · 100-180Vac
06.0404.C5

Requisiti di configurazione driver e binario / Drivers & Track Configuration Requirements

Lunghezza massima del cavo secondario (sezione: 1,5 mm²): 5 metri dal driver al binario. Lunghezza massima binario: 20 metri.

Maximum length of secondary cable (section 1.5mm²): 5 metres from the driver to the track. Maximum track length 20 metres.

		Remote Drivers			Suspended Drivers	
Light Modules	Fixture W	150W 60.9781	240W 60.8723	320W 60.9741	150W 06.0403.C5 / 06.0404.C5	240W 06.0354.C5 / 06.0355.C5
	3,5W	42 units	68 units	91 units	42 units	68 units
	4W	32 units	50 units	68 units	32 units	50 units
	7,5W	20 units	32 units	42 units	20 units	32 units
	8W	16 units	25 units	34 units	16 units	25 units
	40W	3 units	5 units	6 units	3 units	5 units
	40W	3 units	5 units	6 units	3 units	5 units
	42W	3 units	5 units	6 units	3 units	5 units
	44W	3 units	4 units	6 units	3 units	4 units

NEW

Esempi di configurazione / Configuration examples

Esempio di configurazione errata:
Distanza KO.

Example of incorrect configuration:
Distance KO.

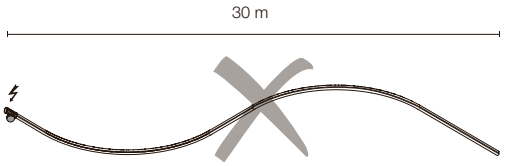

Esempio di configurazione corretta:
Distanza OK.

Example of correct configuration:
Distance OK.

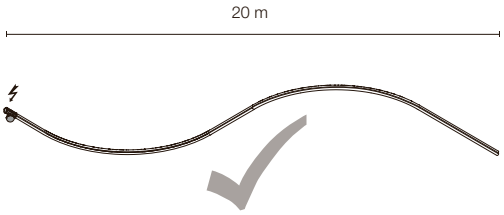

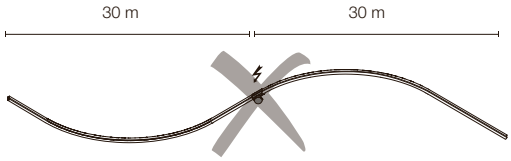

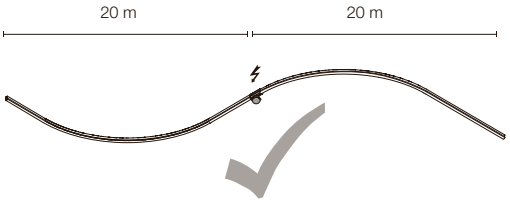

Esempio di configurazione errata:
Distanza OK / Potenza KO.

Example of incorrect configuration:
Distance OK / Power KO.

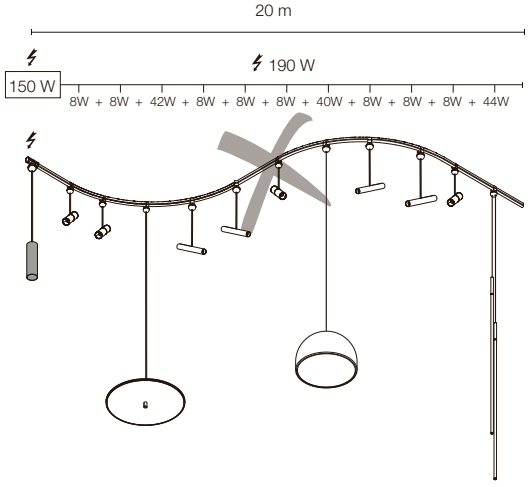

Esempio di configurazione corretta:
Distanza OK / Potenza OK.

Example of correct configuration:
Distance OK / Power OK.

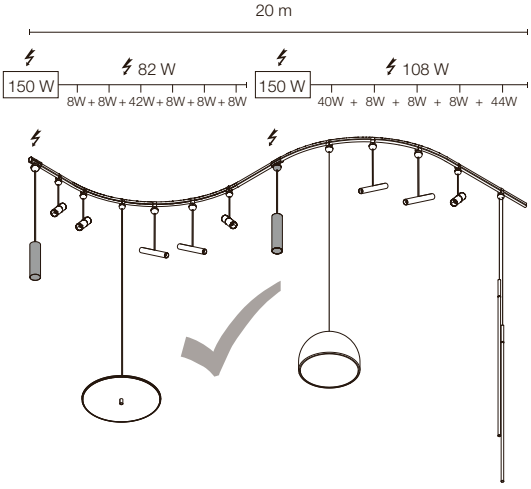

My Circuit Spot Ø25

Light Source: Power LED Non Dimmable 3,5W - 260 lm - 2700K/CRI 90 / 262 lm - 3000K/ CRI 90
Power LED Casambi 4W - 260 lm - 2700K/CRI 90 / 262 lm - 3000K/ CRI 90

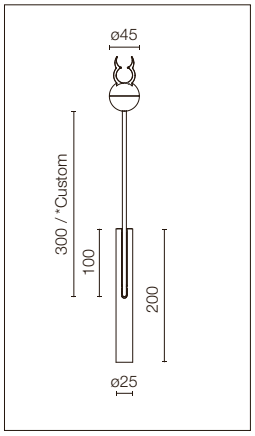

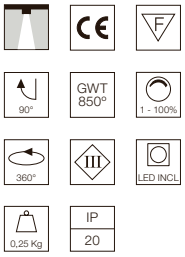

Modulo di illuminazione LED da montare sul sistema My Circuit. Ottica con tecnologia a lenti bifocali, a basso abbagliamento ed elevato comfort visivo. Orientabile mediante rotazione e inclinazione. Nella posizione downlight, il braccio di collegamento al binario si trova perfettamente a filo con il prodotto. Versione Casambi per il controllo senza fili. Casambi, distanza massima tra gli apparecchi: 12m.
* Su richiesta, è possibile personalizzare la lunghezza del braccio di collegamento al binario.

LED lighting module for installation in the My Circuit system. Optical with double focal lens technology, low glare and high visual comfort. Adjustable by tilting and turning. In the downlight position, the track connector arm is perfectly flush with the product. Casambi version for wireless control. Casambi, maximum distance between fixtures: 12m.
* Ask us about bespoke track connector arm lengths.

Optic Spot - 2700K

Non Dimmable
☐ 05.2900.C5

Casambi
☐ 05.2920.C5

11°

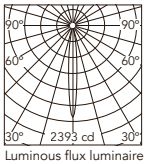

Luminous flux luminaire
132 lm

Beam Angle: 11°

h(m)	E(lx)	D(m)
1	2393	0.18
2	598	0.37
3	266	0.55
4	150	0.74
5	96	0.92

Optic Spot - 3000K

Non Dimmable
☐ 05.2905.C5

Casambi
☐ 05.2925.C5

13°

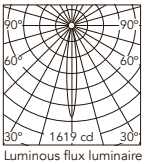

Luminous flux luminaire
115 lm

Beam Angle: 13°

h(m)	E(lx)	D(m)
1	1619	0.22
2	405	0.44
3	180	0.66
4	101	0.88
5	65	1.10

Optic Medium - 2700K

Non Dimmable
☐ 05.2901.C5

Casambi
☐ 05.2921.C5

22°

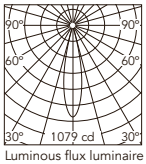

Luminous flux luminaire
145 lm

Beam Angle: 22°

h(m)	E(lx)	D(m)
1	1079	0.39
2	270	0.77
3	120	1.16
4	67	1.54
5	43	1.93

Optic Medium - 3000K

Non Dimmable
☐ 05.2906.C5

Casambi
☐ 05.2926.C5

21°

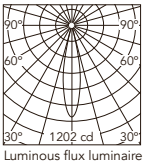

Luminous flux luminaire
148 lm

Beam Angle: 21°

h(m)	E(lx)	D(m)
1	1202	0.37
2	300	0.75
3	134	1.12
4	75	1.49
5	48	1.86

Optic Flood - 2700K

Non Dimmable
☐ 05.2902.C5

Casambi
☐ 05.2922.C5

35°

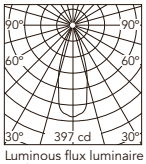

Luminous flux luminaire
135 lm

Beam Angle: 35°

h(m)	E(lx)	D(m)
1	397	0.63
2	99	1.26
3	44	1.89
4	25	2.51
5	16	3.14

Optic Flood - 3000K

Non Dimmable
☐ 05.2907.C5

Casambi
☐ 05.2927.C5

32°

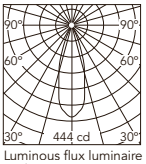

Luminous flux luminaire
142 lm

Beam Angle: 32°

h(m)	E(lx)	D(m)
1	444	0.58
2	111	1.16
3	49	1.75
4	28	2.33
5	18	2.91

NEW

My Circuit Spot Ø35

Light Source: LED Array Non Dimmable 7,5W - 623 lm - 2700K/CRI 90 / 641 lm - 3000K/ CRI 90
LED Array Casambi 8W - 623 lm - 2700K/CRI 90 / 641 lm - 3000K/ CRI 90

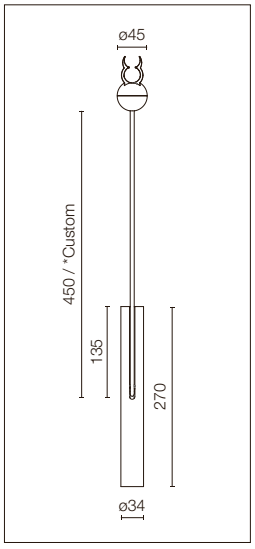

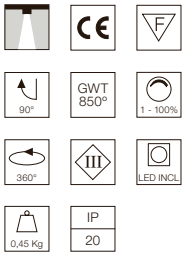

Modulo di illuminazione LED da montare sul sistema My Circuit. Ottica con tecnologia a lenti bifocali, a basso abbagliamento ed elevato comfort visivo. Orientabile mediante rotazione e inclinazione. Nella posizione downlight, il braccio di collegamento al binario si trova perfettamente a filo con il prodotto. Versione Casambi per il controllo senza fili. Casambi, distanza massima tra gli apparecchi: 6m.
* Su richiesta, è possibile personalizzare la lunghezza del braccio di collegamento al binario.

LED lighting module for installation in the My Circuit system. Optical with double focal lens technology, low glare and high visual comfort. Adjustable by tilting and turning. In the downlight position, the track connector arm is perfectly flush with the product. Casambi version for wireless control. Casambi, maximum distance between fixtures: 6m.
* Ask us about bespoke track connector arm lengths.

Optic Spot - 2700K

Non Dimmable
☐ 05.2910.C5

Casambi
☐ 05.2930.C5

15°

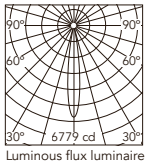

Luminous flux luminaire
487 lm

Beam Angle: 15°

h(m)	E(lx)	D(m)
1	6779	0.26
2	1695	0.51
3	753	0.77
4	424	1.02
5	271	1.28

Optic Spot - 3000K

Non Dimmable
☐ 05.2915.C5

Casambi
☐ 05.2935.C5

15°

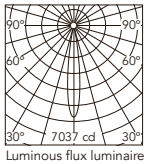

Luminous flux luminaire
507 lm

Beam Angle: 15°

h(m)	E(lx)	D(m)
1	7037	0.26
2	1759	0.52
3	782	0.78
4	440	1.04
5	281	1.30

Optic Medium - 2700K

Non Dimmable
☐ 05.2911.C5

Casambi
☐ 05.2931.C5

19°

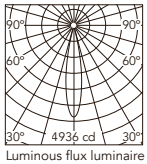

Luminous flux luminaire
525 lm

Beam Angle: 19°

h(m)	E(lx)	D(m)
1	4936	0.34
2	1234	0.68
3	548	1.02
4	308	1.36
5	197	1.70

Optic Medium - 3000K

Non Dimmable
☐ 05.2916.C5

Casambi
☐ 05.2936.C5

20°

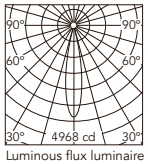

Luminous flux luminaire
548 lm

Beam Angle: 20°

h(m)	E(lx)	D(m)
1	4968	0.35
2	1242	0.69
3	552	1.04
4	311	1.39
5	199	1.73

Optic Flood - 2700K

Non Dimmable
☐ 05.2912.C5

Casambi
☐ 05.2932.C5

30°

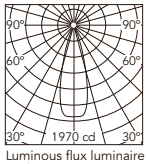

Luminous flux luminaire
538 lm

Beam Angle: 30°

h(m)	E(lx)	D(m)
1	1970	0.54
2	492	1.09
3	219	1.63
4	123	2.18
5	79	2.72

Optic Flood - 3000K

Non Dimmable
☐ 05.2917.C5

Casambi
☐ 05.2937.C5

31°

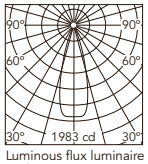

Luminous flux luminaire
559 lm

Beam Angle: 31°

h(m)	E(lx)	D(m)
1	1983	0.56
2	496	1.11
3	220	1.67
4	124	2.22
5	79	2.78

My Circuit Light Shadow Spot Ø30

Light Source: Power LED Non Dimmable 3,5W - 257 lm - 2700K/CRI 90 / 263 lm - 3000K/ CRI 90
Power LED Casambi 4W - 257 lm - 2700K/CRI 90 / 263 lm - 3000K/ CRI 90

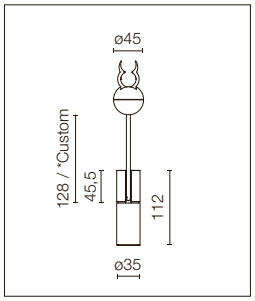

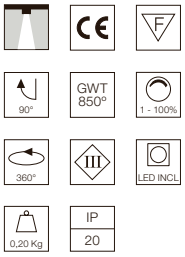

Modulo di illuminazione LED da montare sul sistema My Circuit. Ottica con tecnologia a lenti bifocali, a basso abbagliamento ed elevato comfort visivo. Orientabile mediante rotazione e inclinazione. Nella posizione downlight, il braccio di collegamento al binario si trova perfettamente a filo con il prodotto. Versione Casambi per il controllo senza fili. Casambi, distanza massima tra gli apparecchi: 12m.
* Su richiesta, è possibile personalizzare la lunghezza del braccio di collegamento al binario.

LED lighting module for installation in the My Circuit system. Optical with double focal lens technology, low glare and high visual comfort. Adjustable by tilting and turning. In the downlight position, the track connector arm is perfectly flush with the product. Casambi version for wireless control. Casambi, maximum distance between fixtures: 12m.
* Ask us about bespoke track connector arm lengths.

Optic Spot - 2700K

Non Dimmable
☐ 05.2950.C5

Casambi
☐ 05.2970.C5

10°

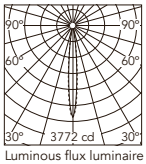

Luminous flux luminaire 209 lm

Beam Angle: 10°

h(m)	E(lx)	D(m)
1	3772	0.18
2	943	0.36
3	419	0.54
4	236	0.72
5	151	0.90

Optic Spot - 3000K

Non Dimmable
☐ 05.2955.C5

Casambi
☐ 05.2975.C5

10°

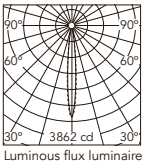

Luminous flux luminaire 214 lm

Beam Angle: 10°

h(m)	E(lx)	D(m)
1	3862	0.18
2	966	0.36
3	429	0.54
4	241	0.72
5	154	0.90

Optic Medium - 2700K

Non Dimmable
☐ 05.2951.C5

Casambi
☐ 05.2971.C5

22°

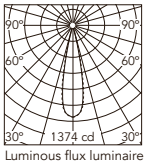

Luminous flux luminaire 201 lm

Beam Angle: 22°

h(m)	E(lx)	D(m)
1	1374	0.39
2	344	0.78
3	153	1.17
4	86	1.56
5	55	1.95

Optic Medium - 3000K

Non Dimmable
☐ 05.2956.C5

Casambi
☐ 05.2976.C5

22°

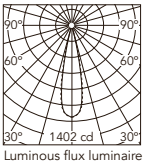

Luminous flux luminaire 205 lm

Beam Angle: 22°

h(m)	E(lx)	D(m)
1	1402	0.39
2	350	0.78
3	156	1.17
4	88	1.56
5	56	1.95

Optic Flood - 2700K

Non Dimmable
☐ 05.2952.C5

Casambi
☐ 05.2972.C5

33°

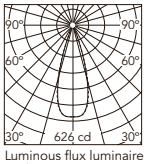

Luminous flux luminaire 200 lm

Beam Angle: 33°

h(m)	E(lx)	D(m)
1	625	0.60
2	156	1.19
3	69	1.79
4	39	2.39
5	25	2.99

Optic Flood - 3000K

Non Dimmable
☐ 05.2957.C5

Casambi
☐ 05.2977.C5

33°

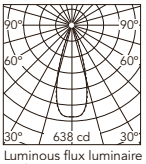

Luminous flux luminaire 204 lm

Beam Angle: 33°

h(m)	E(lx)	D(m)
1	638	0.60
2	159	1.19
3	71	1.79
4	40	2.39
5	26	2.99

Optic Wide Flood - 2700K

Non Dimmable
☐ 05.2953.C5

Casambi
☐ 05.2973.C5

46°

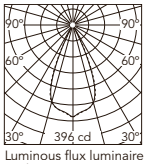

Luminous flux luminaire 209 lm

Beam Angle: 46°

h(m)	E(lx)	D(m)
1	396	0.84
2	99	1.69
3	44	2.53
4	25	3.38
5	16	4.22

Optic Wide Flood - 3000K

Non Dimmable
☐ 05.2958.C5

Casambi
☐ 05.2978.C5

46°

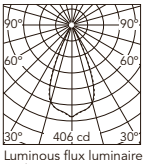

Luminous flux luminaire 214 lm

Beam Angle: 46°

h(m)	E(lx)	D(m)
1	406	0.84
2	101	1.69
3	45	2.53
4	25	3.38
5	16	4.22

NEW

My Circuit Light Shadow Spot Ø45

Light Source: LED Array Non Dimmable 7,5W - 799 lm - 2700K/CRI 90 / 844 lm - 3000K/ CRI 90
LED Array Casambi 8W - 799 lm - 2700K/CRI 90 / 844 lm - 3000K/ CRI 90

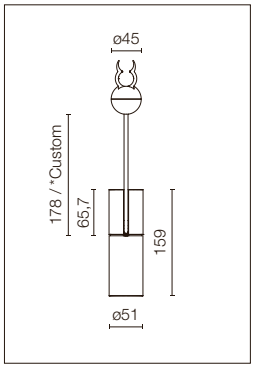

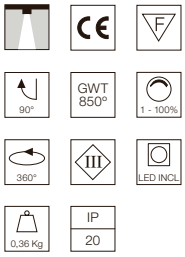

Modulo di illuminazione LED da montare sul sistema My Circuit. Ottica con tecnologia a lenti bifocali, a basso abbagliamento ed elevato comfort visivo. Orientabile mediante rotazione e inclinazione. Nella posizione downlight, il braccio di collegamento al binario si trova perfettamente a filo con il prodotto. Versione Casambi per il controllo senza fili. Casambi, distanza massima tra gli apparecchi: 12m.
* Su richiesta, è possibile personalizzare la lunghezza del braccio di collegamento al binario.

LED lighting module for installation in the My Circuit system. Optical with double focal lens technology, low glare and high visual comfort. Adjustable by tilting and turning. In the downlight position, the track connector arm is perfectly flush with the product. Casambi version for wireless control. Casambi, maximum distance between fixtures: 12m.
* Ask us about bespoke track connector arm lengths.

Optic Spot - 2700K

Non Dimmable
☐ 05.2960.C5

Casambi
☐ 05.2980.C5

15°

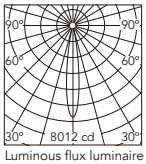

Luminous flux luminaire 650 lm

Beam Angle: 15°

h(m)	E(lx)	D(m)
1	8012	0.27
2	2003	0.54
3	890	0.80
4	501	1.07
5	320	1.34

Optic Spot - 3000K

Non Dimmable
☐ 05.2965.C5

Casambi
☐ 05.2985.C5

15°

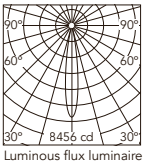

Luminous flux luminaire 686 lm

Beam Angle: 15°

h(m)	E(lx)	D(m)
1	8456	0.27
2	2114	0.54
3	940	0.80
4	528	1.07
5	338	1.34

Optic Medium - 2700K

Non Dimmable
☐ 05.2961.C5

Casambi
☐ 05.2981.C5

21°

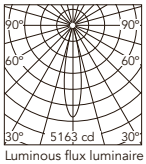

Luminous flux luminaire 645 lm

Beam Angle: 21°

h(m)	E(lx)	D(m)
1	5163	0.36
2	1291	0.73
3	574	1.09
4	323	1.46
5	207	1.82

Optic Medium - 3000K

Non Dimmable
☐ 05.2966.C5

Casambi
☐ 05.2986.C5

21°

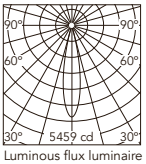

Luminous flux luminaire 682 lm

Beam Angle: 21°

h(m)	E(lx)	D(m)
1	5459	0.36
2	1365	0.73
3	607	1.09
4	341	1.46
5	218	1.82

Optic Flood - 2700K

Non Dimmable
☐ 05.2962.C5

Casambi
☐ 05.2982.C5

31°

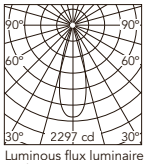

Luminous flux luminaire 646 lm

Beam Angle: 31°

h(m)	E(lx)	D(m)
1	2296	0.56
2	574	1.11
3	255	1.67
4	144	2.22
5	92	2.78

Optic Flood - 3000K

Non Dimmable
☐ 05.2967.C5

Casambi
☐ 05.2987.C5

31°

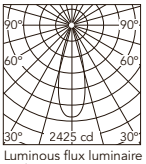

Luminous flux luminaire 682 lm

Beam Angle: 31°

h(m)	E(lx)	D(m)
1	2424	0.56
2	606	1.11
3	269	1.67
4	152	2.22
5	97	2.78

My Circuit Disc

Light Source: TOP LED 42W - 4310 lm - 2700K/CRI 90 / 42W - 4515 lm - 3000K/CRI 90

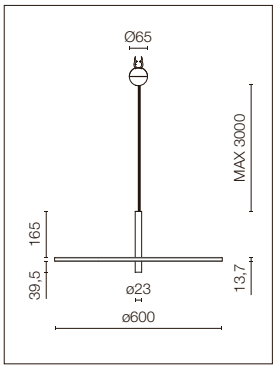

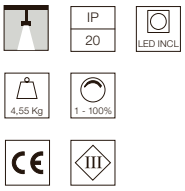

Apparecchio di illuminazione a sospensione LED da installare sul sistema My Circuit. Emissione Down diffusa. Sospensione ad altezza regolabile. Versione Casambi per il controllo senza fili..

Suspended luminaire for installation in the My Circuit system. Diffused Down emission. Adjustable suspension height. Casambi version for wireless control.

2700K
Casambi
☐ 05.2990.C5

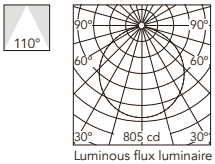

Luminous flux luminaire
2194 lm

Beam Angle: 110°

h(m)	E(lx)	D(m)
1	805	2.87
2	201	5.73
3	89	8.60
4	50	11.46
5	32	14.33

3000K
Casambi
☐ 05.2992.C5

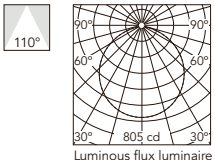

Luminous flux luminaire
2298 lm

Beam Angle: 110°

h(m)	E(lx)	D(m)
1	805	2.87
2	201	5.73
3	89	8.60
4	50	11.46
5	32	14.33

NEW

My Circuit Lines

Light Source: TOP LED 2 x 23W - 2 x 2360 lm - 2700K/CRI 90 / 2 x 23W - 2 x 2470 lm - 3000K/CRI 90

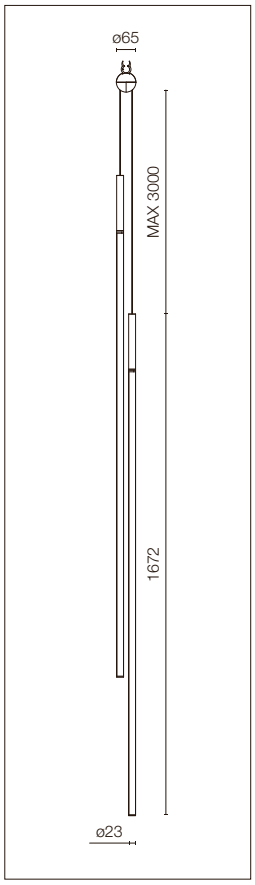

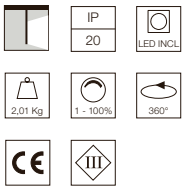

Apparecchio di illuminazione a sospensione LED da installare sul sistema My Circuit. Emissione diffusa laterale con orientamento indipendente (mediante rotazione sull'asse del prodotto) in ciascuna linea. Sospensione ad altezza regolabile. Idealmente, si consiglia una distanza di sospensione tale da assolvere a una funzionalità pari a quella di un apparecchio da terra. Versione Casambi per il controllo senza fili.

Suspended luminaire for installation in the My Circuit system. Lateral, independently adjustable diffuse emission (by rotating on the axis of the product) for each line. Adjustable suspension height. In principle, we recommend a suspension distance in order to achieve the same functionality as a freestanding luminaire. Casambi version for wireless control.

2700K
Casambi
05.2991.C5

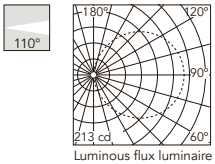

Luminous flux luminaire
2 x 1393 lm

Beam Angle: 110°

h(m)	E(lx)	D(m)
1	296	3.01
2	74	6.03
3	33	9.04
4	19	12.06
5	12	15.07

3000K
Casambi
05.2993.C5

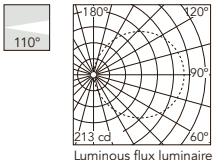

Luminous flux luminaire
2 x 1460 lm

Beam Angle: 110°

h(m)	E(lx)	D(m)
1	296	3.01
2	74	6.03
3	33	9.04
4	19	12.06
5	12	15.07

My Circuit Dome

Light Source: TOP LED 40W - 2110 lm - 2700K/CRI 90 / 40W - 2296 lm - 3000K/CRI 90

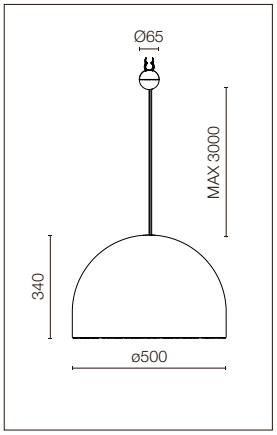

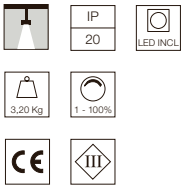

Apparecchio di illuminazione a sospensione LED da installare sul sistema My Circuit. Emissione luminosa downlight diffusa. Sospensione ad altezza regolabile. Versione Casambi per il controllo senza fili.

Suspended luminaire for installation in the My Circuit system. Diffused downlight emission. Adjustable suspension height. Casambi version for wireless control.

2700K
Casambi
05.2994.C5

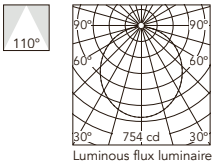

Luminous flux luminaire
2110 lm

Beam Angle: 110°

h(m)	E(lx)	D(m)
1	754	2.84
2	189	5.68
3	84	8.51
4	47	11.35
5	30	14.19

3000K
Casambi
05.2996.C5

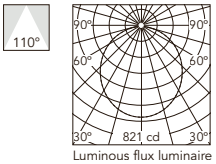

Luminous flux luminaire
2296 lm

Beam Angle: 110°

h(m)	E(lx)	D(m)
1	821	2.84
2	205	5.68
3	91	8.51
4	51	11.35
5	33	14.19

NEW

My Circuit Sphere

Light Source: TOP LED 40W - 2278 lm - 2700K/CRI 90 / 40W - 2467 lm - 3000K/CRI 90

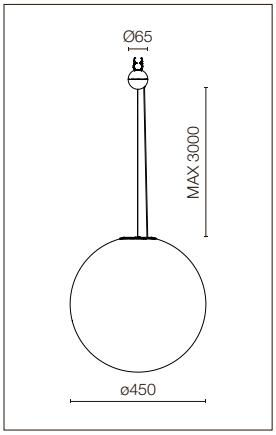

IP 20 | LED INCL | 5,70 Kg | 1 - 100% | CE | III

Apparecchio di illuminazione a sospensione LED da installare sul sistema My Circuit. Emissione luminosa onnidirezionale diffusa. Sospensione ad altezza regolabile. Versione Casambi per il controllo senza fili.

Suspended luminaire for installation in the My Circuit system. Diffused omnidirectional emission. Adjustable suspension height. Casambi version for wireless control.

2700K
Casambi
05.2995.C5



Luminous flux luminaire
2268 lm

Beam Angle:

h(m)	E(lx)	D(m)
1	0	
2	0	
3	0	
4	0	
5	0	

3000K
Casambi
05.2997.C5

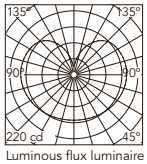

Luminous flux luminaire
2457 lm

Beam Angle:

h(m)	E(lx)	D(m)
1	0	
2	0	
3	0	
4	0	
5	0	

Decorative Collection

MY DOME

MY SPHERE

MY DISC

MY LINES

*Consultare il Catalogo Decorativo / Refer to Decorative Catalogue.

BELT

DESIGNED BY RONAN&ERWAN BOUROULLEC

LIGHT SOURCE
TOP LED
27,5W/m

915 lm/m Up	1050 lm/m Up
2000 lm/m Down	2450 lm/m Down
2700K/CRI 95	3000K/CRI 95

Leather

GN Green

18 Natural Leather

14 Black

Fabric

GO Grey olive

M5 Copper Brown

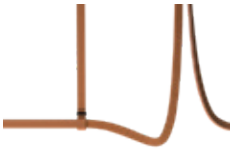

Descrizione
Questo iconico profilo per installazione a sospensione è caratterizzato da un pregiato rivestimento in pelle o tessuto sviluppato ad hoc per Flos Architectural per rispondere alle esigenze di sicurezza e pulizia di ambienti pubblici e privati.
Belt è pura flessibilità, una linea sinuosa la cui particolarità è l'equilibrio tra la morbidezza della pelle e la rigidità dell'alluminio. L'elemento morbido è rappresentato dalla connessione alla rete elettrica, mentre le parti rigide corrispondono alle sorgenti luminose, delle lunghe linee di luce. Ogni profilo è dotato di illuminazione integrata diretta e indiretta ed è possibile controllare ogni emissione individualmente con controllo remoto dell'installazione.
L'installazione del prodotto avviene tramite tiranti utilizzati per sospendere il profilo luminoso facendoli scorrere attraverso fibbie in metallo dedicate che fungono da agganci a soffitto. Ogni tirante può essere regolato per rispettare la conformazione dell'ambiente.
Uno speciale microconnettore integrato nel terminale del profilo luminoso permette di realizzare la connessione elettrica attraverso un semplice scatto. L'elemento di connessione viene nascosto all'interno del passante, che funge da sospensione per sostenere la composizione.
Profili disponibili con lunghezze di 2 e 3m con finiture in pelle (nera, pelle naturale e verde) e in tessuto (grey olive e copper brown).

Sistema Ottico
Profilo lineare Up&Down - emissione diretta/indiretta: General Lighting.

Unità di Alimentazione
Il sistema può essere alimentato solo con fonte di alimentazione remota non compresa con i profili. I driver consigliati vanno ordinati separatamente.

Sistema di Regolazione
Sistema dimmerabile con driver 1-10V, DALI o CASAMBI integrato nell'apparecchio. La regolazione individuale dell'emissione diretta e di quella indiretta può essere gestita mediante controllo Casambi o DALI.

Informazioni Aggiuntive
Sistema elettrico alimentato a 48V.
Grado di protezione IP20.
Adatti ad installazioni su superfici normalmente infiammabili.

Conformità e Marchi di Qualità
Apparecchio conforme alla Normativa Tecnica Europea EN60598-1 e relative parti seconde.

Description
This iconic profile for suspended installation features a leather or textile Surface developed specifically for Flos Architectural to respond to the needs of safety and cleanliness in public and private environments.
Belt is pure flexibility, a sinuous line that creates a balance between the softness of leather and the rigidity of aluminium. The soft part is represented by the connection to the electrical network, while the rigid parts correspond to the light source of the long lines of light.
Each profile is equipped with integrated direct and indirect lighting, and each light source can be controlled individually via remote control.
The product is installed with the use of straps to hang the lighting profile, sliding the straps through dedicated metal clasps that act as hooks on the ceiling. Each strap may be regulated to match the shape of the environment.
A special microconnector integrated into the terminal of the lighting profile allows for electrical connection through a simple snap. The electrical connection is hidden within the strap, which supports the composition.
Profiles available with 2- and 3-m lengths in leather finishes (black, natural leather and green), as well as in textile finishes (grey olive and copper brown).

Optic system
Linear Up&Down profile – direct/indirect emission: General Lighting.

Power Supply
The system may be powered only with remote power sources not included with the profiles. Recommended drivers sold separately.

Regulation System
Dimmable system with 1–10 V, DALI, or CASAMBI controller integrated inside the fixture. Individual direct and indirect emission may be regulated through a Casambi or DALI control system.

Additional Information
Electrical system powered at 48V.
IP20 protection grade.
Suitable for installation on normally inflammable surfaces.

Standard Compliance and Quality Marks
EN60598-1 European Technical Standards and any subsequent additions.

Belt

Light Source: Top LED 27,5W/m - 915 lm/m UP - 2000 lm/m DOWN - 2700K/CRI 95 / 27,5W/m - 1050 lm/m UP - 2450 lm/m DOWN - 3000K/CRI 95

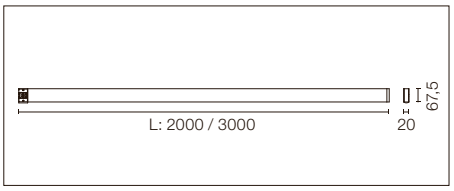

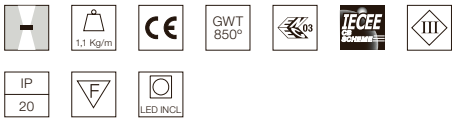

Profilo elettromeccanico da interni con illuminazione lineare integrata per installazione a sospensione disponibile con lunghezza da 2 a 3m. Installazione tramite cinghie di sospensione a soffitto e kit di alimentazione remoto, da ordinare separatamente. Sistema Up&Down controllato tramite DALI o CASAMBI individualmente e via 1-10V insieme (Broadcast).

Electromechanical profile for interior use with integrated linear lighting for suspended installation available with 2 or 3 m lengths. Installation via suspension straps on the ceiling and remote power kit, to be ordered separately. Up&Down system controlled via DALI or CASAMBI individually and via 1-10V all together (Broadcast).

2700K
L: 2000 mm

Dali Version
- 03.8500.GN.DA
- 03.8500.18.DA
- 03.8500.14.DA
- 03.8500.GO.DA
- 03.8500.M5.DA

1-10V (Broadcast)
- 03.8500.GN.1V
- 03.8500.18.1V
- 03.8500.14.1V
- 03.8500.GO.1V
- 03.8500.M5.1V

Casambi integrated
- 03.8500.GN.CB
- 03.8500.18.CB
- 03.8500.14.CB
- 03.8500.GO.CB
- 03.8500.M5.CB

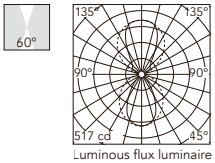

Luminous flux luminaire 1694 lm

Beam Angle: 60°

h(m)	E(lx)	D(m)
1	517	1.16
2	129	2.31
3	57	3.47
4	32	4.63
5	21	5.79

3000K
L: 2000 mm

Dali Version
- 03.8505.GN.DA
- 03.8505.18.DA
- 03.8505.14.DA
- 03.8505.GO.DA
- 03.8505.M5.DA

1-10V (Broadcast)
- 03.8505.GN.1V
- 03.8505.18.1V
- 03.8505.14.1V
- 03.8505.GO.1V
- 03.8505.M5.1V

Casambi integrated
- 03.8505.GN.CB
- 03.8505.18.CB
- 03.8505.14.CB
- 03.8505.GO.CB
- 03.8505.M5.CB

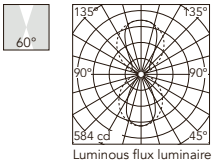

Luminous flux luminaire 1915 lm

Beam Angle: 60°

h(m)	E(lx)	D(m)
1	584	1.16
2	146	2.31
3	65	3.47
4	37	4.63
5	23	5.79

2700K
L: 3000 mm

Dali Version
- 03.8501.GN.DA
- 03.8501.18.DA
- 03.8501.14.DA
- 03.8501.GO.DA
- 03.8501.M5.DA

1-10V (Broadcast)
- 03.8501.GN.1V
- 03.8501.18.1V
- 03.8501.14.1V
- 03.8501.GO.1V
- 03.8501.M5.1V

Casambi integrated
- 03.8501.GN.CB
- 03.8501.18.CB
- 03.8501.14.CB
- 03.8501.GO.CB
- 03.8501.M5.CB

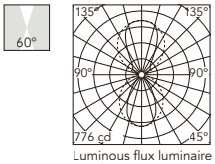

Luminous flux luminaire 2542 lm

Beam Angle: 60°

h(m)	E(lx)	D(m)
1	776	1.16
2	194	2.31
3	86	3.47
4	48	4.63
5	31	5.79

3000K
L: 3000 mm

Dali Version
- 03.8506.GN.DA
- 03.8506.18.DA
- 03.8506.14.DA
- 03.8506.GO.DA
- 03.8506.M5.DA

1-10V (Broadcast)
- 03.8506.GN.1V
- 03.8506.18.1V
- 03.8506.14.1V
- 03.8506.GO.1V
- 03.8506.M5.1V

Casambi integrated
- 03.8506.GN.CB
- 03.8506.18.CB
- 03.8506.14.CB
- 03.8506.GO.CB
- 03.8506.M5.CB

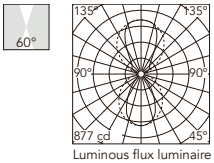

Luminous flux luminaire 2872 lm

Beam Angle: 60°

h(m)	E(lx)	D(m)
1	877	1.16
2	219	2.31
3	97	3.47
4	55	4.63
5	35	5.79

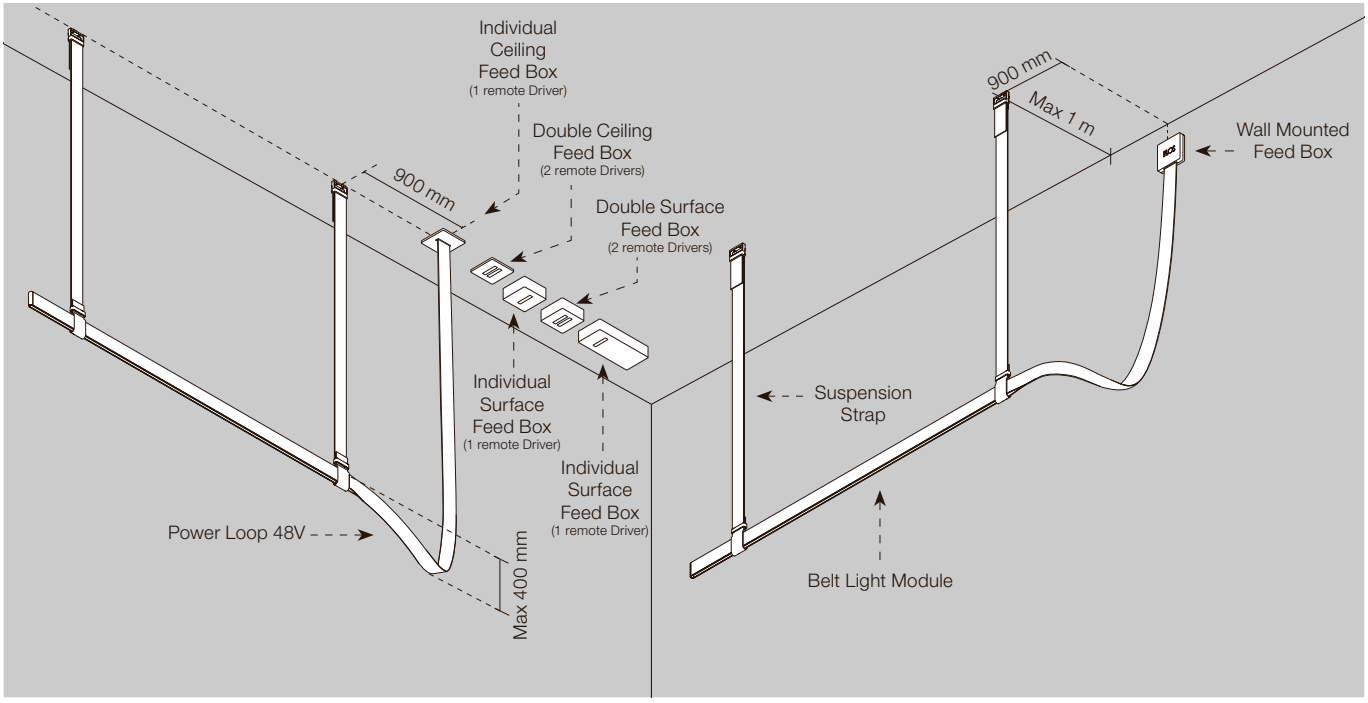

Accessori / Accessories

Cinghia di sospensione. 2 unità.

Suspension strap. 2 units.

L: 1000 mm
03.8510.GN
03.8510.18
03.8510.14
03.8510.GO
03.8510.M5

L: 1500 mm
03.8513.GN
03.8513.18
03.8513.14
03.8513.GO
03.8513.M5

L: 2000 mm
03.8511.GN
03.8511.18
03.8511.14
03.8511.GO
03.8511.M5

L: 2500 mm
03.8514.GN
03.8514.18
03.8514.14
03.8514.GO
03.8514.M5

L: 3000 mm
03.8512.GN
03.8512.18
03.8512.14
03.8512.GO
03.8512.M5

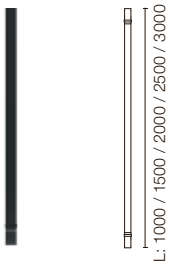

Loop di alimentazione 48V.

48-V power loop.

L: 1500 mm
03.8520.GN
03.8520.18
03.8520.14
03.8520.GO
03.8520.M5

L: 2500 mm
03.8521.GN
03.8521.18
03.8521.14
03.8521.GO
03.8521.M5

L: 3500 mm
03.8522.GN
03.8522.18
03.8522.14
03.8522.GO
03.8522.M5



Suspension Strap (mm)	Power Loop (mm)
1000	1500
1500	2500
2000	
2500	3500
3000	

Accessori / Accessories

Unità di alimentazione individuale a soffitto. Driver non incluso.	Individual ceiling feed box. Driver not included.		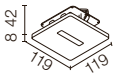	08.0180.00
Unità di alimentazione doppia a soffitto. Driver non incluso.	Double ceiling feed box. Driver not included.			08.0181.00
Unità di alimentazione individuale a parete. Da installare in parallelo al profilo Belt. Driver non incluso.	Wall mounted feed box. To be install in parallel to the Belt profile. Driver not included.		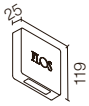	08.0182.00
Unità di alimentazione individuale a superficie. Driver non incluso.	Individual surface feed box. Driver not included.		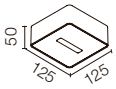	08.0194.00
Unità di alimentazione doppia a superficie. Driver non incluso.	Double surface feed box. Driver not included.		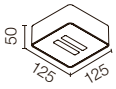	08.0195.00
Box driver di superficie 96W - 48V, 110-240V.	Surface driver box 96W - 48V, 110-240V.		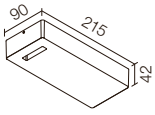	06.0173.14

Driver / Drivers

Alimentatore LED per installazione remota, 110Vac-135W / 220Vac-200W.	LED power supply source for remote installation, 110Vac-135W / 220Vac-200W.		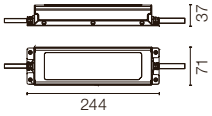	*60.9607
Alimentatore LED per installazione remota, 48V/120W. 220/240 Vac.	LED power supply source for remote installation, 48V/120W. 220/240 Vac.		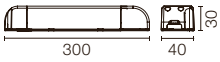	*60.9170

Unità di controllo / Control Units

Gateway di regolazione wireless. Da 1-10V a Casambi. Per installazione remota. Vedi le specifiche del prodotto nel manuale Flos Control. Consigliato per fungere da gateway da Lutron a Casambi.	Wireless Dimmer Bridge. From 1-10V to Casambi. For remote installation. See product specifications in the Flos Control manual. Recommended to act as a gateway from Lutron to Casambi.			DIM 1-10V >> Casambi 08.0824.14

Remote Driver Installations

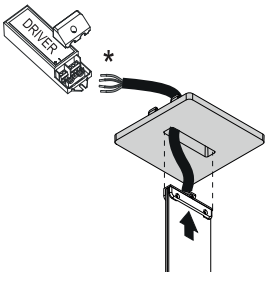

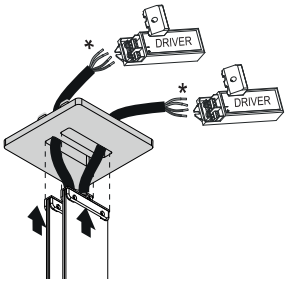

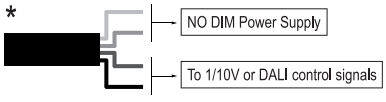

* Per il dimensionamento dell'impianto, mantenere un margine di sicurezza di circa il 15% della potenza massima dell'alimentatore LED / For the sizing of the installation keep a safety margin of 15% of the maximum power of the LED power source.

Profiles ■ 14 Nero
14 Black

□ 40 Bianco
40 White

INFRA-STRUCTURE

Descrizione
Innovativo sistema di illuminazione disegnato da Vincent Van Duysen per l'installazione di superficie a soffitto mediante aste rigide e regolabili.
Nella nuova proposta, otra allla conosciuta versione “On Board Dimmer”, Flos fa un passo avanti, aggiungiuendo bianrio e corpi illuminanti che possono essere controllati anche con differenti sistemi di controllo remoto: DALI, 1-10V e Casambi.
Entrambe le versioni del profilo sono realizzate con estrusione di alluminio bianco o nero, dotato di coduttori elettrici a 48V.
Inoltre, le versioni controllabili a sistema (DALI, 1-10V), sono dotate di un bus dati in grafite per la regolazione.
Sistema magnetico di installazione dei corpi illuminanti con blocco meccanico di sicurezza.
La famiglia di apparecchi di illuminazione è composta da moduli di illuminazione d'accento con diverse ottiche, sistemi di illuminazione ambientale a luce diretta e indiretta e apparecchi di illuminazione decorativi con il design distintivo di Flos.
Tutti gli apparecchi di illuminazione sono disponibili con potenziometro integrato, dimmable DALI, 1-10V e Casambi per gestire l'intensità luminosa con una regolazione remota.

Controllo
- Per installazione di corpi illuminanti “On Board Dimmer” usare la versione di binario
“On Board Dimmer”. I corpi illuminanti in versione DALI e 1-10V sono compatibili esclusivamente con il profilo in versione DALI e 1-10V.
I corpi illuminanti in versione Casambi sono compatibili con tutti i profili.
- Per la gestione mediante protocollo DALI è necessario collegare il bus dati di controllo direttamente al profilo.
- Per la gestione 1/10V è necessario che il sistema di controllo sia attivo e collegare il bus dati di controllo direttamente al profilo. In questo caso la regolazione sarà uniforme in tutti gli apparecchi di illuminazione collegati.
- Per gestione con il sistema Casambi (Max. 200 apparecchi) è necessario ordinare apparecchi di illuminazione in versione Casambi. Questi sono compatibili con tutti i profili disponibili nel sistema.
Per la gestione e controllo del sistema Casambi è necessario scaricare la app FLOS Control® powered by Casambi (disponibile in Apple Store e Google Play) per dispositivi mobili.
Numero massimo di interconnessioni tra guide per garantire la comunicazione del segnale DALI o 1-10V: 20 interconnessioni.
Necessaria APP per dispositivi mobili (disponibile su Apple Store).

Sistema Ottico
- Light Tube Direct / Light Tube Indirect / Suspension Glass Downlight 110 / Suspension Panel 600: luce ambiente diffusa.
- Spot 50: Medium.
- Spot 90: Spot, Medium.
- Spot 120 Power LED (stessa fonte luminosa degli Spot 50 e Spot 90): Spot, Medium.
- Spot 120 LED Array (stessa fonte luminosa dello Spot 150): Medium, Flood.
- Spot 150: Spot, Medium, Flood.
- Light Shadow Spot 30: Spot, Medium, Flood, Wide Flood.
- Light Shadow Spot 45: Spot, Medium, Flood.
- Light Shadow Spot 60: Super Spot, Spot, Medium, Flood, Wide Flood.
- Multi Spot Mini: Spot, Medium, Flood.

Unità di Alimentazione
Alimentatore remoto a 48V non compreso. Max 6A - 320W.

Accessori
I moduli ad illuminazione Spot e Light Shadow Spot includono gli accessori di mascheramento (schermo a nido d’ape e crocette) e i filtri correttori per la temperatura del colore. Consultare la disponibilità in base al modello.

Informazioni Aggiuntive
Grado di protezione IP20.
Adatti ad installazioni su superfici normalmente infiammabili.

Prima di effettuare l’ordine, si consiglia di informarsi per bene sulle caratteristiche del prodotto che non sono state incluse in questo catalogo e che possono essere determinanti per il suo progetto di installazione, consultando la pagina web di Flos per professionisti, la scheda tecnica del prodotto e le istruzioni per la sua installazione e montaggio.

Conformità e Marchi di Qualità
Apparecchio conforme alla Normativa Tecnica Europea EN60598-1 e relative parti seconde.

Description
Groundbreaking lighting system designed by Vincent Van Duysen for surface installation on ceiling with rigid and adjustable rods.
In the new proposal, beside the successful “On Board Dimmer” version, FLOS goes one step beyond, launching both track and luminaries designed for system management in a variety of options: DALI, 1-10V and Casambi.
Both profile version are manufactured with aluminium profiling extruded in white or black, provided with electric tracks powered at 48V.
The system controlled versions (DALI, 1-10V) are also equipped with graphite data bus for regulation.
The LED light fixtures are installed by means of a magnetic fixture system with mechanical safety fastening.
The light fixtures product group is composed of accent lighting modules with different optics, direct and indirect light ambient lighting systems and decorative light fixtures with the distinctive Flos design.
All light fixtures are available with potentiometer incorporated, dimmable DALI, 1-10V and Casambi to adjust the light intensity.

Control
- For installation of “On Board Dimmer” fixtures use “On Board Dimmer” track version.
Luminaries DALI and 1-10V are only compatible with track DALI and 1-10V.
Casambi luminaires can be installed on all profiles available in the system.
- To manage using DALI protocol, it is necessary to connect the control data bus directly to the profile.
- For 1-10V management, the control system must be active and the data bus must be connected directly to the profile. In this case, regulation will be uniform in all the connected luminaires.
- For Casambi management (Max. 200 luminaires) it is mandatory to use fixtures in the Casambi version, these are compatible with all profiles available in the system.
For managing and controlling the Casambi system, the FLOS Control® app powered by Casambi for mobile devices is necessary (available in the Apple Store and Google Play).
Maximum number of track interconnections to guarantee the communication of the DALI or 1-10V signal: 20 interconnections.

Optic system
- Light Tube Direct / Light Tube Indirect / Suspension Glass Downlight 110 / Suspension Panel 600: diffuse ambient light.
- Spot 50: Medium.
- Spot 90: Spot, Medium.
- Spot 120 Power LED (same light source as the Spot 50 and Spot 90): Spot, Medium.
- Spot 120 LED Array (same light source as the Spot 150): Medium, Flood.
- Spot 150: Spot, Medium, Flood.
- Light Shadow Spot 30: Spot, Medium, Flood, Wide Flood.
- Light Shadow Spot 45: Spot, Medium, Flood.
- Light Shadow Spot 60: Super Spot, Spot, Medium, Flood, Wide Flood.
- Multi Spot Mini: Spot, Medium, Flood.

Power Supply
Remote 48V power supply not included. Max 6A - 320W.

Accessories
For Spot and Light Shadow Spot lighting modules, shielding accessories (honeycomb and crossheads) and color temperature correction filters are available. Please check model availability.

Additional Information
IP20 protection grade.
Suitable for installation on normally inflammable surfaces.

Before placing your order, please consult the product details also on the Flos professional website, in its technical data sheet and in the installation and assembly instructions to find all the information that may not be included in this catalogue or that could be relevant to your specific project or installation.

Compliance of Standards and Quality Marks
EN60598-1 European Technical Standards and any subsequent additions.

LIGHT MODULES

LIGHT TUBE DIRECT-INDIRECT

LIGHT SOURCE
TOP LED
23W/m
1978 lm/m
2700K/CRI 90
2227 lm/m
3000K/CRI 90

SPOT 50

LIGHT SOURCE
POWER LED
3,5W
286 lm
2700K/CRI 90
307 lm
3000K/CRI 90

SPOT 90

LIGHT SOURCE
POWER LED
8,5W
610 lm
2700K/CRI 90
656 lm
3000K/CRI 90

SPOT 120

LIGHT SOURCE
POWER LED
12W
724 lm
2700K/CRI 90
779 lm
3000K/CRI 90

SPOT 120

LIGHT SOURCE
LED ARRAY
12,5W
1075 lm
2700K/CRI 90
1138 lm
3000K/CRI 90

SPOT 150

LIGHT SOURCE
LED ARRAY
22,5W
2411 lm
2700K/CRI 90
2569 lm
3000K/CRI 90

LIGHT SHADOW SPOT 30

LIGHT SOURCE
POWER LED
4,5W
257 lm
2700K/CRI 90
263 lm
3000K/CRI 90

LIGHT SHADOW SPOT 45

LIGHT SOURCE
LED ARRAY
10W
799 lm
2700K/CRI 90
844 lm
3000K/CRI 90

LIGHT SHADOW SPOT 60

LIGHT SOURCE
LED ARRAY
Up to 20W
Up to 1563 lm
2700K/CRI 90
Up to 1751 lm
3000K/CRI 90

SUSPENSION PANEL 600

LIGHT SOURCE
TOP LED
25,6W
3332 lm
2700K/CRI 90
3540 lm
3000K/CRI 90

SUSPENSION GLASS DOWNLIGHT 110

LIGHT SOURCE
LED ARRAY
13,5W
1296 lm
2700K/CRI 90
1371 lm
3000K/CRI 90

MULTI SPOT MINI

LIGHT SOURCE
TOP LED
7W
635 lm
2700K/CRI 90
650 lm
3000K/CRI 90

MULTIFUNCTION SMART DEVICE

FLOS CONTROL®
by Casambi

Light Tube

40 Bianco
40 White

14 Nero
14 Black

Spot

40 Bianco
40 White

05 Acciaio Spazzolato
05 Brushed Steel

14 Nero
14 Black

Light Shadow Spot

40 Bianco
40 White

14 Nero
14 Black

EQ Rame Spazzolato
EQ Brushed Copper

ER Acciaio Spazzolato
ER Brushed Steel

ES Bronzo Spazzolato
ES Brushed Bronze

Suspension Glass Downlight 110

00 Vetro Trasparente
00 Transparent Glass

FU Vetro Fumé
FU Smoked Glass

RC Vetro Rosso
RC Red Glass

Suspension Panel

14 Nero
14 Black

Multi Spot Mini

40 Bianco
40 White

14 Nero
14 Black

Multifunction Smart Device

40 Bianco
40 White

14 Nero
14 Black

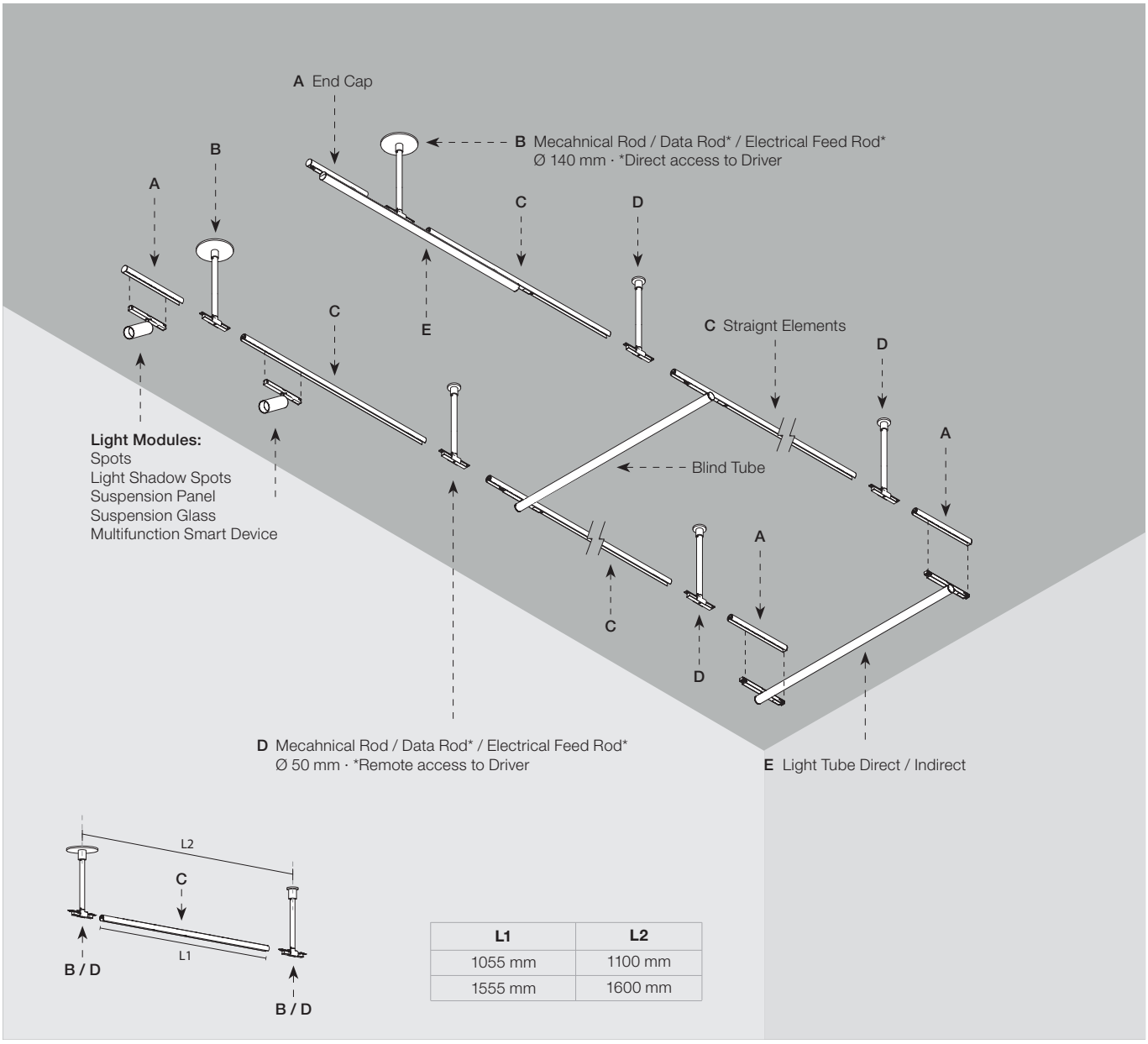

L1	L2
1055 mm	1100 mm
1555 mm	1600 mm

Profili

Profilo elettromagnetico tubolare per installazione a superficie su soffitto con fissaggio con aste rigide e regolabili in altezza (25 mm). Aste non regolabili disponibili a richiesta.
I profili possono contenere apparecchi di illuminazione in versione "on board dimmer", DALI o 1-10 V, a seconda del sistema di controllo scelto.
Profili tubolari e terminali di chiusura disponibili in versione compatibile con apparecchi On Board Dimmer e versione compatibile con apparecchi controllabili come sistema (DALI, 1-10V o FLOS Control® by Casambi).
Profili tubolari disponibili in due lunghezze: 1055 mm (separazione tra aste 1100 mm) e 1555 mm (separazione tra aste 1600 mm).
I terminali di chiusura sono anch'essi elettrificati e devono essere ordinati separatamente.
Tutte le aste meccaniche ed elettriche sono comuni alle due versioni e sono disponibili in varie altezze (100, 300, 400 e 700mm).
Diverse versioni di aste di fissaggio:
• Asta meccanica con rosone da Ø50 o da Ø140: per fissaggio di profili.
• Asta di alimentazione elettrica con rosone da Ø50: asta di alimentazione. per installazione remota della fonte di alimentazione in luogo accessibile.
• Asta di alimentazione elettrica con rosone da Ø140: asta di alimentazione per installazione remota della fonte di alimentazione attraverso il rosone.
• Asta di connessione dati con rosone da Ø50 o da Ø140: per connessione alla sorgente di segnale DALI o 1-10V.
• Maschera in alluminio per contrassegnare i punti di fissaggio per l'installazione delle aste disponibile separatamente.

Profiles

Tubular electromagnetic profile for surface installation in ceilings through rigid and adjustable rods (25 mm). Not adjustable rigid rods available on request.
Profiles and closure terminals are available in version compatible with luminaries "on board dimmer" and versions compatible with system controlled luminaries (DALI, 1-10V, FLOS Control® by Casambi).
Tubular profiles available in two lengths: 1055 mm (1100 mm separation between rods) and 1555 mm (1600 mm separation between rods).
The closure terminals will also be electrified and must be ordered separately.
Mechanical and electrical rods are the same for the two profile versions and they are all available in multiple lengths (100, 300, 400, 700mm).
Different versions of fastening rods:
• Mechanic rod with a Ø50 or Ø140 connection rose: to fasten profiles.
• Electrical rod with a Ø50 connection rose: a supply rod for remote installation of the power supply in an accessible place.
• Electrical rod with a Ø140 connection rose: a supply rod for remote installation of the power supply through the connection rose.
• Data connection rod with a Ø50 or Ø140 connection rose: for connection to DALI or 1-10V bus signal.
• Aluminium stencil to mark the points for installing the rods available as separate item.

C Elementi lineari.

C Straight elements.

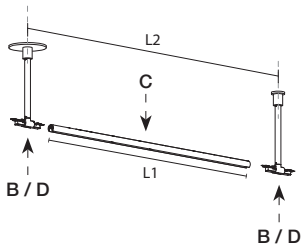

L1	L2
1055 mm	1100 mm
1555 mm	1600 mm

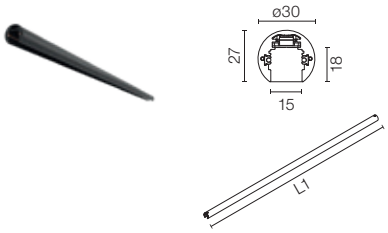

On board dimmer / Casambi

L1: 1055 mm
- ☐ 06.5140.40
- ■ 06.5140.14

L1: 1555 mm
- ☐ 06.5141.40
- ■ 06.5141.14

DALI / 1-10V / Casambi

L1: 1055 mm
- ☐ 06.5100.40
- ■ 06.5100.14

L1: 1555 mm
- ☐ 06.5101.40
- ■ 06.5101.14

Modello di maschera d'installazione in alluminio

Aluminium Installation Stencil

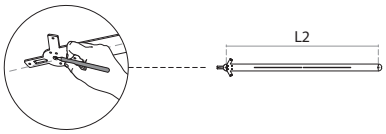

L2: 1100 mm
08.0032.00

L2: 1600 mm
08.0033.00

A Terminale di chiusura.

A End cap.

On board dimmer / Casambi
- ☐ 06.5142.40A
- ■ 06.5142.14A

DALI / 1-10V / Casambi
- ☐ 06.5135.40A
- ■ 06.5135.14A

B Asta meccanica rosone ø140 mm. Regolabile 25mm per poter essere adattato a soffitti irregolari.

B Mechanical rod rose ø140 mm. Adjustable 25 mm, to adapt it to irregular ceilings.

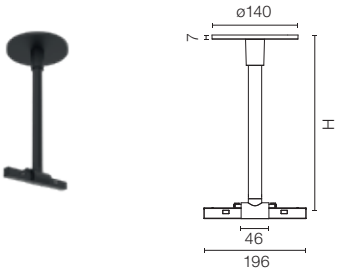

H: 100 mm
- ☐ 06.5115.40
- ■ 06.5115.14

H: 300 mm
- ☐ 06.5116.40
- ■ 06.5116.14

H: 400 mm
- ☐ 06.5117.40
- ■ 06.5117.14

H: 700 mm
- ☐ 06.5118.40
- ■ 06.5118.14

B Asta di alimentazione elettrica rosone ø140 mm. Regolabile 25mm per poter essere adattato a soffitti irregolari.

B Electrical feed rod rose ø140 mm. Adjustable 25 mm, to adapt it to irregular ceilings.

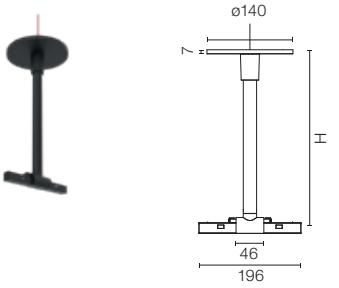

H: 100 mm
- ☐ 06.5125.40
- ■ 06.5125.14

H: 300 mm
- ☐ 06.5126.40
- ■ 06.5126.14

H: 400 mm
- ☐ 06.5127.40
- ■ 06.5127.14

H: 700 mm
- ☐ 06.5128.40
- ■ 06.5128.14

B Asta di connessione dati con rosone ø140 mm. Utilizzare una per ogni linea della installazione, per connessione alla sorgente di segnale DALI o 1-10V. Regolabile 25mm per poter essere adattato a soffitti irregolari.

B Data connection rod rose ø140mm. Use one for each line of the installation, for connection to DALI or 1-10V signal source. Adjustable 25 mm, to adapt it to irregular ceilings.

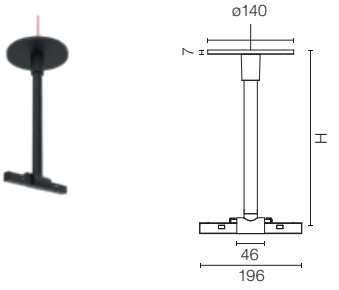

H: 100 mm
- ☐ 06.5155.40
- ■ 06.5155.14

H: 300 mm
- ☐ 06.5156.40
- ■ 06.5156.14

H: 400 mm
- ☐ 06.5157.40
- ■ 06.5157.14

H: 700 mm
- ☐ 06.5158.40
- ■ 06.5158.14

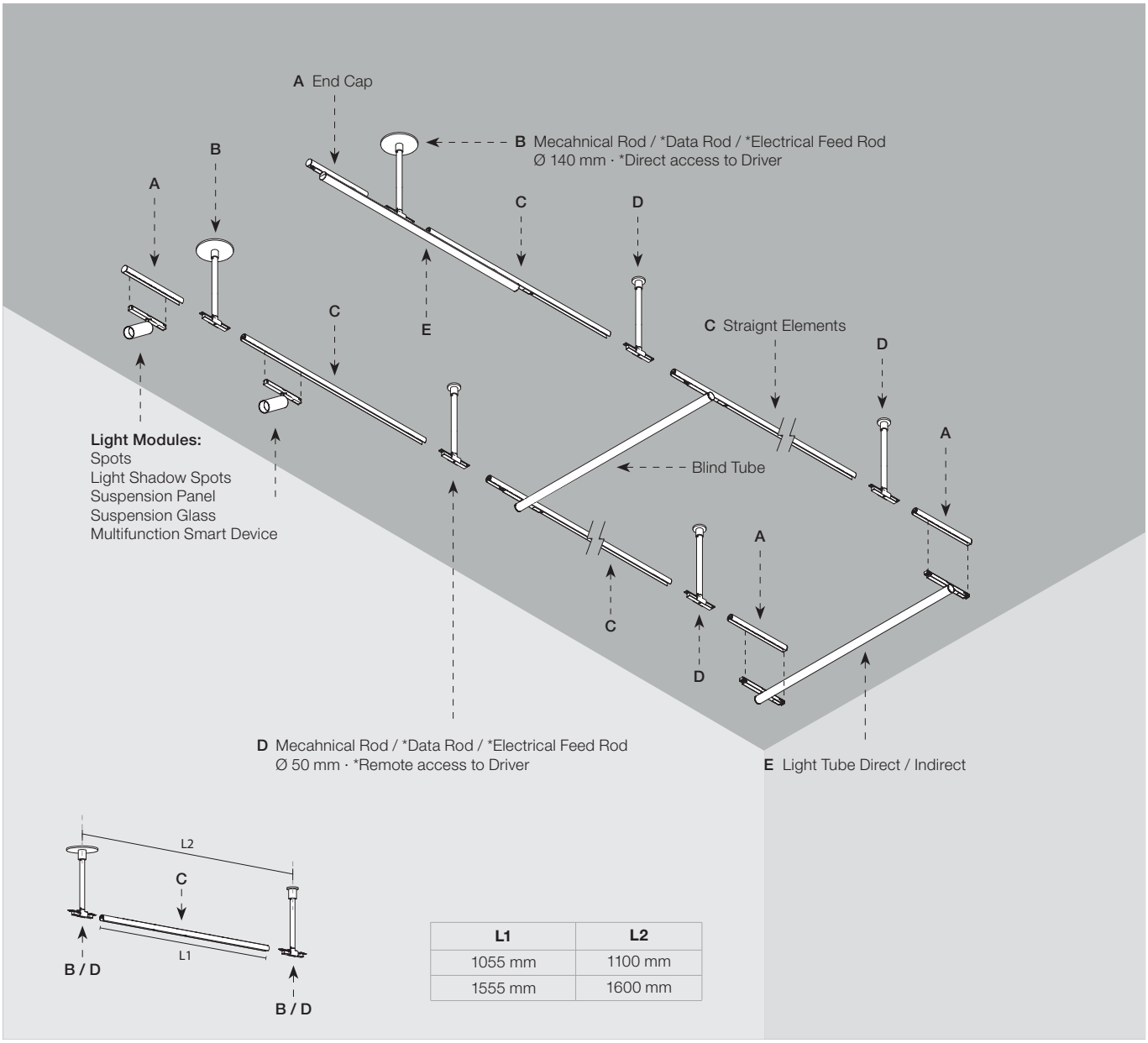

L1	L2
1055 mm	1100 mm
1555 mm	1600 mm

Tubo cieco.

Modulo meccanico (senza illuminazione) per l'installazione nel sistema Infra-Structure. Elementi di fissaggio girevoli 0°-90°, con connessione magnetica e blocco di sicurezza meccanico, per installazione trasversale tra due linee di profilo.

Blind tube.

A mechanical module (without lighting) to be installed in the system infrastructure. Fixing components that rotate 0°-90°, with a magnetic connection and a mechanical safety lock. To be installed transversely between two profile lines.

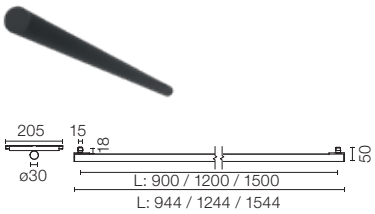

L: 900 mm
03.8120.40
03.8120.14
L: 1200 mm
03.8121.40
03.8121.14
L: 1500 mm
03.8122.40
03.8122.14

D Asta meccanica rosone ø50 mm. Regolabile 25mm per poter essere adattato a soffitti irregolari.

D Mechanical rod rose ø50 mm. Adjustable 25 mm, to adapt it to irregular ceilings.

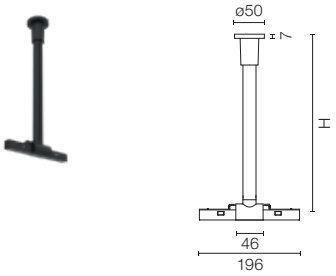

H: 100 mm
06.5110.40
06.5110.14
H: 300 mm
06.5111.40
06.5111.14
H: 400 mm
06.5112.40
06.5112.14
H: 700 mm
06.5113.40
06.5113.14

D Asta di alimentazione elettrica rosone ø50 mm.
Regolabile 25mm per poter essere adattato a soffitti irregolari.

D Electrical feed rod rose ø50 mm.
Adjustable 25 mm, to adapt it to irregular ceilings.

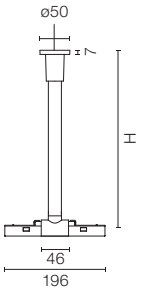

H: 100 mm
06.5120.40
06.5120.14
H: 300 mm
06.5121.40
06.5121.14
H: 400 mm
06.5122.40
06.5122.14
H: 700 mm
06.5123.40
06.5123.14

D Asta di connessione dati con rosone ø50 mm.
Utilizzare una per ogni linea della installazione, per connessione alla sorgente di segnale DALI o 1-10V.
Regolabile 25mm per poter essere adattato a soffitti irregolari.

D Data connection rod rose ø50mm.
Use one for each line of the installation, for connection to DALI or 1-10V signal source.
Adjustable 25 mm, to adapt it to irregular ceilings.

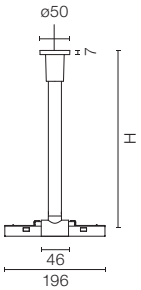

H: 100 mm
06.5150.40
06.5150.14
H: 300 mm
06.5151.40
06.5151.14
H: 400 mm
06.5152.40
06.5152.14
H: 700 mm
06.5153.40
06.5153.14

Driver / Drivers

Alimentatore LED per installazione remota, 48V/320W. 100/240 Vac.

LED power supply source for remote installation, 48V/320W. 100/240 Vac.

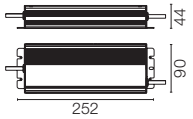

*RF27321

Alimentatore LED per installazione remota, 110Vac-135W / 220Vac-200W.

LED power supply source for remote installation, 110Vac-135W / 220Vac-200W.

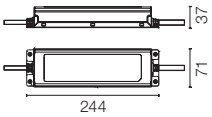

*60.9607

Alimentatore LED per installazione remota, 48V/120W. 220/240 Vac.

LED power supply source for remote installation, 48V/120W. 220/240 Vac.

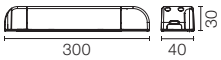

*60.9170

Scatola di controllo dimmerabile da 1-10V, 24/48V. Per installazione remota. Per trasformare sistemi passivi (SINK) in attivi (SOURCE). Deve essere posizionata tra l'unità di controllo e il binario. Nota importante: Massimo 25 moduli di luce.

Control dimming box, 1-10V, 24/48V. For remote installation. For transforming passive systems (SINK) into active systems (SOURCE). It must be positioned between the control unit and the track. Important note: Maximum of 25 light modules.



DIM 1-10V - 24/48V
**08.0613.14A

Gateway di regolazione wireless. Da 1-10V a Casambi. Per installazione remota. Vedi le specifiche del prodotto nel manuale Flos Control. Consigliato per fungere da gateway da Lutron a Casambi.

Wireless Dimmer Bridge. From 1-10V to Casambi. For remote installation. See product specifications in the Flos Control manual. Recommended to act as a gateway from Lutron to Casambi.



DIM 1-10V >> Casambi
08.0824.14

Accessori / Accessories

Dispositivo intelligente multifunzione. Triplice funzionalità 3x1: ripetitore di segnale Casambi, sensore per l'illuminazione d'ambiente e rilevatore di presencia. FLOS Control® by Casambi.

Multifunction Smart Device. Triple functionality 3x1: Casambi signal repeater, light sensor and presence detector. FLOS Control® by Casambi.

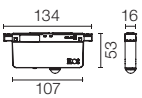

06.1988.40
06.1988.14

* Per il dimensionamento dell'impianto, mantenere un margine di sicurezza di circa il 15% della potenza massima dell'alimentatore LED / For the sizing of the installation keep a safety margin of 15% of the maximum power of the LED power source.

** È necessario un sistema di controllo attivo (SOURCE) e il collegamento del bus di dati di controllo direttamente al profilo. Per sistemi passivi (SINK) è necessaria l'unità di controllo Dimming BOX (posizionata tra l'unità di controllo e il binario). / An active control system (SOURCE) is required and the data bus must be connected directly to the profile. For passive systems (SINK), a Dimming BOX Control unit is required (located between the control unit and the profile).

Light Tube ø30 Direct

Light Source: Top LED 23W/m - 1978 lm/m - 2700K/CRI 90 / 23W/m - 2227 lm/m - 3000K/CRI 90

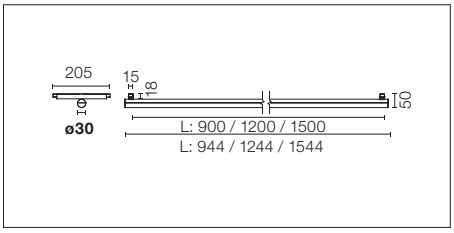

Modulo di illuminazione LED a luce diffusa da installare nel sistema Infra-Structure.
Elementi di fissaggio giratori 0º-90º, con collegamento magnetico e attacco di sicurezza meccanico per installazione trasversale tra due profili.
I Light Tubes sono alimentati solo da una delle estremità e non trasmettono corrente attraverso l'altra estremità.
Per il controllo bluetooth dei moduli luminosi selezionare le versioni con Casambi integrato.

Diffused LED light module to be installed in The Infra-Structure.
System turning fastening elements 0º-90º with a magnetic connection and mechanic security bock for a transversally installation between two lines of the profile.
The Light Tube are only fed by one od the ends and do not communicate current through the other end.
For wireless lighting control, choose Casambi versions.

2700K
L: 900 mm - 23W - 1820 lm

On board dimmer
- ☐ 03.8100.40A
- ■ 03.8100.14A

Dali 2
- ☐ 03.8100.40ADA
- ■ 03.8100.14ADA

1-10V
- ☐ 03.8100.40A1V
- ■ 03.8100.14A1V

Casambi
- ☐ 03.8100.40ACB
- ■ 03.8100.14ACB

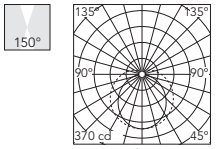

Luminous flux luminaire 1503 lm

Beam Angle: 150°

h(m)	E(lx)	D(m)
1	370	7.40
2	93	14.80
3	41	22.19
4	23	29.59
5	15	36.99

3000K
L: 900 mm - 23W - 2048 lm

On board dimmer
- ☐ 03.8105.40A
- ■ 03.8105.14A

Dali 2
- ☐ 03.8105.40ADA
- ■ 03.8105.14ADA

1-10V
- ☐ 03.8105.40A1V
- ■ 03.8105.14A1V

Casambi
- ☐ 03.8105.40ACB
- ■ 03.8105.14ACB

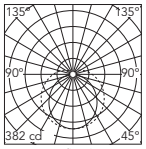

Luminous flux luminaire 1550 lm

Beam Angle: 150°

h(m)	E(lx)	D(m)
1	382	7.40
2	95	14.80
3	42	22.19
4	24	29.59
5	15	36.99

2700K
L: 1200 mm - 30W - 2366 lm

On board dimmer
- ☐ 03.8101.40A
- ■ 03.8101.14A

Dali 2
- ☐ 03.8101.40ADA
- ■ 03.8101.14ADA

1-10V
- ☐ 03.8101.40A1V
- ■ 03.8101.14A1V

Casambi
- ☐ 03.8101.40ACB
- ■ 03.8101.14ACB

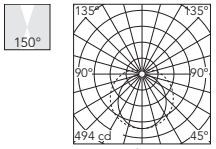

Luminous flux luminaire 2005 lm

Beam Angle: 150°

h(m)	E(lx)	D(m)
1	494	7.40
2	123	14.80
3	55	22.19
4	31	29.59
5	20	36.99

3000K
L: 1200 mm - 30W - 2663 lm

On board dimmer
- ☐ 03.8106.40A
- ■ 03.8106.14A

Dali 2
- ☐ 03.8106.40ADA
- ■ 03.8106.14ADA

1-10V
- ☐ 03.8106.40A1V
- ■ 03.8106.14A1V

Casambi
- ☐ 03.8106.40ACB
- ■ 03.8106.14ACB

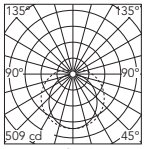

Luminous flux luminaire 2068 lm

Beam Angle: 150°

h(m)	E(lx)	D(m)
1	509	7.40
2	127	14.80
3	57	22.19
4	32	29.59
5	20	36.99

2700K
L: 1500 mm - 38W - 2912 lm

On board dimmer
- ☐ 03.8102.40A
- ■ 03.8102.14A

Dali 2
- ☐ 03.8102.40ADA
- ■ 03.8102.14ADA

1-10V
- ☐ 03.8102.40A1V
- ■ 03.8102.14A1V

Casambi
- ☐ 03.8102.40ACB
- ■ 03.8102.14ACB

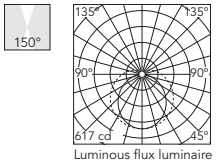

Luminous flux luminaire 2506 lm

Beam Angle: 150°

h(m)	E(lx)	D(m)
1	617	7.40
2	154	14.80
3	69	22.19
4	39	29.59
5	25	36.99

3000K
L: 1500 mm - 38W - 3278 lm

On board dimmer
- ☐ 03.8107.40A
- ■ 03.8107.14A

Dali 2
- ☐ 03.8107.40ADA
- ■ 03.8107.14ADA

1-10V
- ☐ 03.8107.40A1V
- ■ 03.8107.14A1V

Casambi
- ☐ 03.8107.40ACB
- ■ 03.8107.14ACB

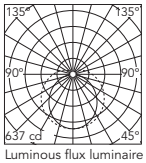

Luminous flux luminaire 2584 lm

Beam Angle: 150°

h(m)	E(lx)	D(m)
1	636	7.40
2	159	14.80
3	71	22.19
4	40	29.59
5	25	36.99

Light Tube ø30 Indirect

Light Source: Top LED 23W/m - 1978 lm/m - 2700K/CRI 90 / 23W/m - 2227 lm/m - 3000K/CRI 90

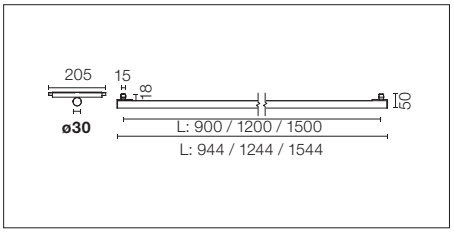

Modulo di illuminazione LED a luce diffusa da installare nel sistema Infra-Structure.
Elementi di fissaggio giratori 0°-90°, con collegamento magnetico e attacco di sicurezza meccanico per installazione trasversale tra due profili.
I Light Tubes sono alimentati solo da una delle estremità e non trasmettono corrente attraverso l'altra estremità.
Per il controllo bluetooth dei moduli luminosi selezionare le versioni con Casambi integrato.

Diffused LED light module to be installed in The Infra-Structure.
System turning fastening elements 0°-90° with a magnetic connection and mechanic security bock for a transversally installation between two lines of the profile.
The Light Tube are only fed by one od the ends and do not communicate current through the other end.
For wireless lighting control, choose Casambi versions.

2700K
L: 900 mm - 23W - 1820 lm
On board dimmer
- ☐ 03.8110.40A
- ■ 03.8110.14A

Dali 2
- ☐ 03.8110.40ADA
- ■ 03.8110.14ADA

1-10V
- ☐ 03.8110.40A1V
- ■ 03.8110.14A1V

Casambi
- ☐ 03.8110.40ACB
- ■ 03.8110.14ACB

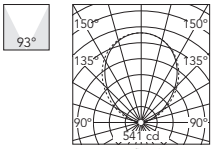

Luminous flux luminaire 1260 lm

Beam Angle: 93°

h(m)	E(lx)	D(m)
1	541	2.10
2	135	4.20
3	60	6.30
4	34	8.40
5	22	10.51

3000K
L: 900 mm - 23W - 2048 lm
On board dimmer
- ☐ 03.8115.40A
- ■ 03.8115.14A

Dali 2
- ☐ 03.8115.40ADA
- ■ 03.8115.14ADA

1-10V
- ☐ 03.8115.40A1V
- ■ 03.8115.14A1V

Casambi
- ☐ 03.8115.40ACB
- ■ 03.8115.14ACB

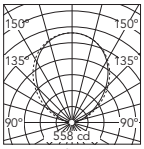

Luminous flux luminaire 1299 lm

Beam Angle: 93°

h(m)	E(lx)	D(m)
1	558	2.10
2	139	4.20
3	62	6.30
4	35	8.40
5	22	10.51

2700K
L: 1200 mm - 30W - 2366 lm
On board dimmer
- ☐ 03.8111.40A
- ■ 03.8111.14A

Dali 2
- ☐ 03.8111.40ADA
- ■ 03.8111.14ADA

1-10V
- ☐ 03.8111.40A1V
- ■ 03.8111.14A1V

Casambi
- ☐ 03.8111.40ACB
- ■ 03.8111.14ACB

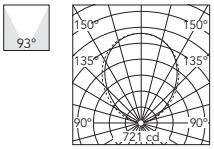

Luminous flux luminaire 1679 lm

Beam Angle: 93°

h(m)	E(lx)	D(m)
1	721	2.10
2	180	4.20
3	80	6.30
4	45	8.40
5	29	10.51

3000K
L: 1200 mm - 30W - 2663 lm
On board dimmer
- ☐ 03.8116.40A
- ■ 03.8116.14A

Dali 2
- ☐ 03.8116.40ADA
- ■ 03.8116.14ADA

1-10V
- ☐ 03.8116.40A1V
- ■ 03.8116.14A1V

Casambi
- ☐ 03.8116.40ACB
- ■ 03.8116.14ACB

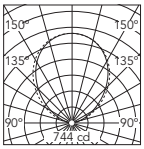

Luminous flux luminaire 1732 lm

Beam Angle: 93°

h(m)	E(lx)	D(m)
1	744	2.10
2	186	4.20
3	83	6.30
4	46	8.40
5	30	10.51

2700K
L: 1500 mm - 38W - 2912 lm
On board dimmer
- ☐ 03.8112.40A
- ■ 03.8112.14A

Dali 2
- ☐ 03.8112.40ADA
- ■ 03.8112.14ADA

1-10V
- ☐ 03.8112.40A1V
- ■ 03.8112.14A1V

Casambi
- ☐ 03.8112.40ACB
- ■ 03.8112.14ACB

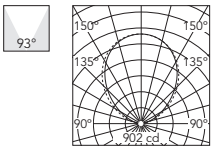

Luminous flux luminaire 2099 lm

Beam Angle: 93°

h(m)	E(lx)	D(m)
1	902	2.10
2	225	4.20
3	100	6.30
4	56	8.40
5	36	10.51

3000K
L: 1500 mm - 38W - 3278 lm
On board dimmer
- ☐ 03.8117.40A
- ■ 03.8117.14A

Dali 2
- ☐ 03.8117.40ADA
- ■ 03.8117.14ADA

1-10V
- ☐ 03.8117.40A1V
- ■ 03.8117.14A1V

Casambi
- ☐ 03.8117.40ACB
- ■ 03.8117.14ACB

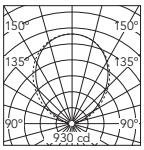

Luminous flux luminaire 2164 lm

Beam Angle: 93°

h(m)	E(lx)	D(m)
1	929	2.10
2	232	4.20
3	103	6.30
4	58	8.40
5	37	10.51

Spot 50

Light Source: Power LED 3,5W - 286 lm - 2700K/CRI 90 / 3,5W - 307 lm - 3000K/CRI 90

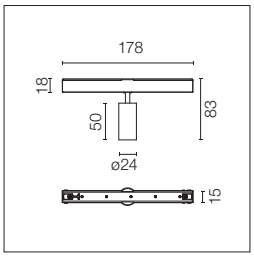

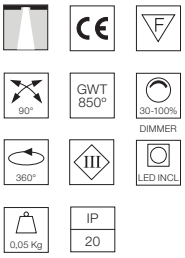

Modulo di illuminazione LED d'accento da installare nel sistema Infra-Structure.
Per il controllo bluetooth dei moduli luminosi selezionare le versioni con Casambi integrato.

Accessori inclusi (honeycomb e filtro a croce antiabbagliamento).

Accent lighting LED module to be installed in The Infra-Structure System.
For wireless lighting control, choose Casambi versions.

Accessories included (honeycomb and screening crosspiece).

2700K

On board dimmer

- 03.8032.40A
- 03.8032.05A
- 03.8032.14A

Dali 2

- 03.8032.40ADA
- 03.8032.05ADA
- 03.8032.14ADA

1-10V

- 03.8032.40A1V
- 03.8032.05A1V
- 03.8032.14A1V

Casambi

- 03.8032.40ACB
- 03.8032.05ACB
- 03.8032.14ACB

26°
MEDIUM

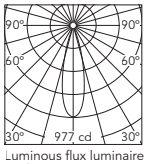

Luminous flux luminaire 205 lm (EXTREME CUT OFF)

Beam Angle: 26°

h(m)	E(lx)	D(m)
1	977	0.47
2	244	0.94
3	109	1.41
4	61	1.88
5	39	2.35

3000K

On board dimmer

- 03.8033.40A
- 03.8033.05A
- 03.8033.14A

Dali 2

- 03.8033.40ADA
- 03.8033.05ADA
- 03.8033.14ADA

1-10V

- 03.8033.40A1V
- 03.8033.05A1V
- 03.8033.14A1V

Casambi

- 03.8033.40ACB
- 03.8033.05ACB
- 03.8033.14ACB

26°
MEDIUM

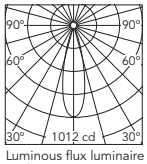

Luminous flux luminaire 212 lm (EXTREME CUT OFF)

Beam Angle: 26°

h(m)	E(lx)	D(m)
1	1012	0.47
2	253	0.94
3	112	1.41
4	63	1.88
5	40	2.35

Spot 90

Light Source: Power LED 8,5W - 610 lm - 2700K/CRI 90 / 8,5W - 656 lm - 3000K/CRI 90

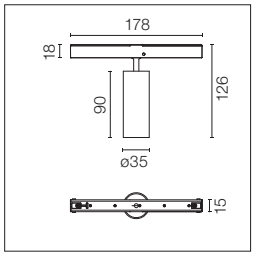

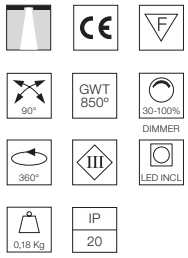

Modulo di illuminazione LED d'accento da installare nel sistema Infra-Structure.
Per il controllo bluetooth dei moduli luminosi selezionare le versioni con Casambi integrato.

Accessori inclusi (honeycomb e filtro a croce antiabbagliamento).

Accent lighting LED module to be installed in The Infra-Structure System.
For wireless lighting control, choose Casambi versions.

Accessories included (honeycomb and screening crosspiece).

2700K

On board dimmer
- 03.8042.40A
- 03.8042.05A
- 03.8042.14A

Dali 2
- 03.8042.40ADA
- 03.8042.05ADA
- 03.8042.14ADA

1-10V
- 03.8042.40A1V
- 03.8042.05A1V
- 03.8042.14A1V

Casambi
- 03.8042.40ACB
- 03.8042.05ACB
- 03.8042.14ACB

14° SPOT

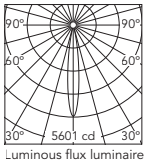

Luminous flux luminaire 428 lm (EXTREME CUT OFF)

Beam Angle: 14°

h(m)	E(lx)	D(m)
1	5601	0.25
2	1400	0.49
3	622	0.74
4	350	0.98
5	224	1.23

3000K

On board dimmer
- 03.8043.40A
- 03.8043.05A
- 03.8043.14A

Dali 2
- 03.8043.40ADA
- 03.8043.05ADA
- 03.8043.14ADA

1-10V
- 03.8043.40A1V
- 03.8043.05A1V
- 03.8043.14A1V

Casambi
- 03.8043.40ACB
- 03.8043.05ACB
- 03.8043.14ACB

14° SPOT

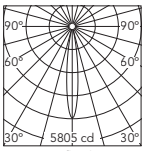

Luminous flux luminaire 443 lm (EXTREME CUT OFF)

Beam Angle: 14°

h(m)	E(lx)	D(m)
1	5805	0.25
2	1451	0.49
3	645	0.74
4	363	0.98
5	232	1.23

2700K

On board dimmer
- 03.8044.40A
- 03.8044.05A
- 03.8044.14A

Dali 2
- 03.8044.40ADA
- 03.8044.05ADA
- 03.8044.14ADA

1-10V
- 03.8044.40A1V
- 03.8044.05A1V
- 03.8044.14A1V

Casambi
- 03.8044.40ACB
- 03.8044.05ACB
- 03.8044.14ACB

22° MEDIUM

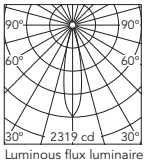

Luminous flux luminaire 392 lm (EXTREME CUT OFF)

Beam Angle: 22°

h(m)	E(lx)	D(m)
1	2319	0.38
2	580	0.77
3	258	1.15
4	145	1.54
5	93	1.92

3000K

On board dimmer
- 03.8045.40A
- 03.8045.05A
- 03.8045.14A

Dali 2
- 03.8045.40ADA
- 03.8045.05ADA
- 03.8045.14ADA

1-10V
- 03.8045.40A1V
- 03.8045.05A1V
- 03.8045.14A1V

Casambi
- 03.8045.40ACB
- 03.8045.05ACB
- 03.8045.14ACB

22° MEDIUM

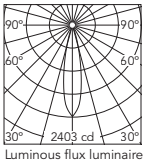

Luminous flux luminaire 406 lm (EXTREME CUT OFF)

Beam Angle: 22°

h(m)	E(lx)	D(m)
1	2403	0.38
2	601	0.77
3	267	1.15
4	150	1.54
5	96	1.92

Spot 120

Light Source: Power LED 12W - 724 lm - 2700K/CRI 90 / 12W - 779 lm - 3000K/CRI 90

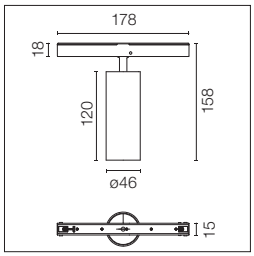

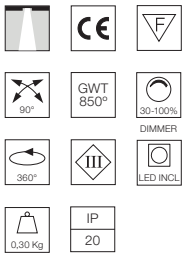

Modulo di illuminazione LED d'accento da installare nel sistema Infra-Structure.
Per il controllo bluetooth dei moduli luminosi selezionare le versioni con Casambi integrato.

Accessori inclusi (honeycomb e filtro a croce antiabbagliamento).

Accent lighting LED module to be installed in The Infra-Structure System.
For wireless lighting control, choose Casambi versions.

Accessories included (honeycomb and screening crosspiece).

2700K

On board dimmer
- 03.8052.40A
- 03.8052.05A
- 03.8052.14A

Dali 2
- 03.8052.40ADA
- 03.8052.05ADA
- 03.8052.14ADA

1-10V
- 03.8052.40A1V
- 03.8052.05A1V
- 03.8052.14A1V

Casambi
- 03.8052.40ACB
- 03.8052.05ACB
- 03.8052.14ACB

11° SPOT

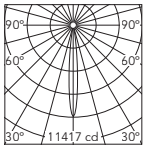

Luminous flux luminaire 539 lm (EXTREME CUT OFF)

Beam Angle: 11°

h(m)	E(lx)	D(m)
1	11417	0.19
2	2854	0.37
3	1269	0.56
4	714	0.75
5	457	0.93

3000K

On board dimmer
- 03.8053.40A
- 03.8053.05A
- 03.8053.14A

Dali 2
- 03.8053.40ADA
- 03.8053.05ADA
- 03.8053.14ADA

1-10V
- 03.8053.40A1V
- 03.8053.05A1V
- 03.8053.14A1V

Casambi
- 03.8053.40ACB
- 03.8053.05ACB
- 03.8053.14ACB

11° SPOT

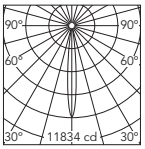

Luminous flux luminaire 558 lm (EXTREME CUT OFF)

Beam Angle: 11°

h(m)	E(lx)	D(m)
1	11834	0.19
2	2958	0.37
3	1315	0.56
4	740	0.75
5	473	0.93

2700K

On board dimmer
- 03.8054.40A
- 03.8054.05A
- 03.8054.14A

Dali 2
- 03.8054.40ADA
- 03.8054.05ADA
- 03.8054.14ADA

1-10V
- 03.8054.40A1V
- 03.8054.05A1V
- 03.8054.14A1V

Casambi
- 03.8054.40ACB
- 03.8054.05ACB
- 03.8054.14ACB

17° MEDIUM



Luminous flux luminaire 487 lm (EXTREME CUT OFF)

Beam Angle: 17°

h(m)	E(lx)	D(m)
1	3865	0.29
2	966	0.59
3	429	0.88
4	242	1.18
5	155	1.47

3000K

On board dimmer
- 03.8055.40A
- 03.8055.05A
- 03.8055.14A

Dali 2
- 03.8055.40ADA
- 03.8055.05ADA
- 03.8055.14ADA

1-10V
- 03.8055.40A1V
- 03.8055.05A1V
- 03.8055.14A1V

Casambi
- 03.8055.40ACB
- 03.8055.05ACB
- 03.8055.14ACB

17° MEDIUM

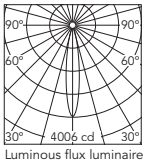

Luminous flux luminaire 505 lm (EXTREME CUT OFF)

Beam Angle: 17°

h(m)	E(lx)	D(m)
1	4006	0.29
2	1001	0.59
3	445	0.88
4	250	1.18
5	160	1.47

Spot 120

Light Source: LED Array 12,5W - 1075 lm - 2700K/CRI 90 / 12,5W - 1138 lm - 3000K/CRI 90

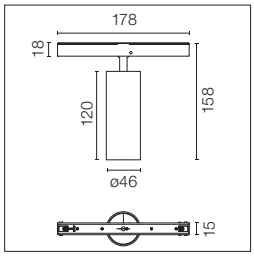

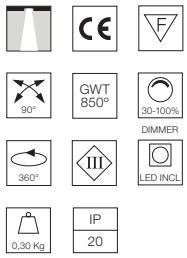

Modulo di illuminazione LED d'accento da installare nel sistema Infra-Structure.
Per il controllo bluetooth dei moduli luminosi selezionare le versioni con Casambi integrato.

Accessori inclusi (honeycomb e filtro a croce antiabbagliamento).

Accent lighting LED module to be installed in The Infra-Structure System.
For wireless lighting control, choose Casambi versions.

Accessories included (honeycomb and screening crosspiece).

2700K

On board dimmer

- 03.8154.40
- 03.8154.05
- 03.8154.14

Dali 2

- 03.8154.40.DA
- 03.8154.05.DA
- 03.8154.14.DA

1-10V

- 03.8154.40.1V
- 03.8154.05.1V
- 03.8154.14.1V

Casambi

- 03.8154.40.CB
- 03.8154.05.CB
- 03.8154.14.CB

17°
MEDIUM

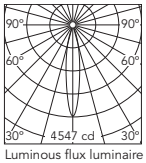

Luminous flux luminaire 654 lm

Beam Angle: 17°

h(m)	E(lx)	D(m)
1	4547	0.31
2	1137	0.61
3	505	0.92
4	284	1.23
5	182	1.53

3000K

On board dimmer

- 03.8155.40
- 03.8155.05
- 03.8155.14

Dali 2

- 03.8155.40.DA
- 03.8155.05.DA
- 03.8155.14.DA

1-10V

- 03.8155.40.1V
- 03.8155.05.1V
- 03.8155.14.1V

Casambi

- 03.8155.40.CB
- 03.8155.05.CB
- 03.8155.14.CB

17°
MEDIUM

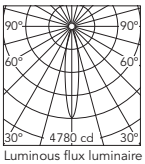

Luminous flux luminaire 687 lm

Beam Angle: 17°

h(m)	E(lx)	D(m)
1	4780	0.31
2	1195	0.61
3	531	0.92
4	299	1.23
5	191	1.53

2700K

On board dimmer

- 03.8156.40
- 03.8156.05
- 03.8156.14

Dali 2

- 03.8156.40.DA
- 03.8156.05.DA
- 03.8156.14.DA

1-10V

- 03.8156.40.1V
- 03.8156.05.1V
- 03.8156.14.1V

Casambi

- 03.8156.40.CB
- 03.8156.05.CB
- 03.8156.14.CB

40°
FLOOD

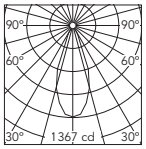

Luminous flux luminaire 599 lm

Beam Angle: 40°

h(m)	E(lx)	D(m)
1	1367	0.73
2	342	1.45
3	152	2.18
4	85	2.91
5	55	3.64

3000K

On board dimmer

- 03.8157.40
- 03.8157.05
- 03.8157.14

Dali 2

- 03.8157.40.DA
- 03.8157.05.DA
- 03.8157.14.DA

1-10V

- 03.8157.40.1V
- 03.8157.05.1V
- 03.8157.14.1V

Casambi

- 03.8157.40.CB
- 03.8157.05.CB
- 03.8157.14.CB

40°
FLOOD

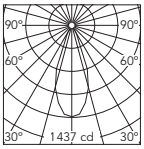

Luminous flux luminaire 629 lm

Beam Angle: 40°

h(m)	E(lx)	D(m)
1	1437	0.73
2	359	1.45
3	160	2.18
4	90	2.91
5	57	3.64

Light Shadow Spot 30

Light Source: Power LED 4,5W - 257 lm - 2700K/CRI 90 / 4,5W - 263 lm - 3000K/CRI 90

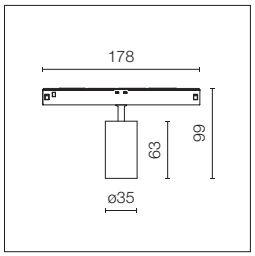

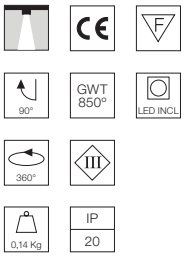

Modulo d'illuminazione LED focale da installare nel sistema Infra-Structure
Per il controllo senza fili dell'apparecchio selezionare la versione Casambi integrated.
Accessori disponibili (schermo nido d'ape e filtri dicroici CCT).

LED accent lighting module for installation in Infra-Structure system.
For wireless control of luminaires, please select Casambi integrated versions.
Accessories available, (honeycomb and CCT dichroic filters).

Optic Spot - 2700K

On board dimmer

- 05.9000.40
- 05.9000.14
- 05.9000.ER
- 05.9000.ES
- 05.9000.EQ

10° SPOT

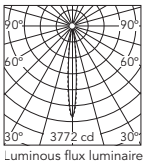

Luminous flux luminaire 209 lm

Beam Angle: 10°

h(m)	E(lx)	D(m)
1	3772	0.18
2	943	0.36
3	419	0.54
4	236	0.72
5	151	0.90

Dali 2

- 05.9000.40.DA
- 05.9000.14.DA
- 05.9000.ER.DA
- 05.9000.ES.DA
- 05.9000.EQ.DA

1-10V

- 05.9000.40.1V
- 05.9000.14.1V
- 05.9000.ER.1V
- 05.9000.ES.1V
- 05.9000.EQ.1V

Casambi

- 05.9000.40.CB
- 05.9000.14.CB
- 05.9000.ER.CB
- 05.9000.ES.CB
- 05.9000.EQ.CB

Optic Spot - 3000K

On board dimmer

- 05.9005.40
- 05.9005.14
- 05.9005.ER
- 05.9005.ES
- 05.9005.EQ

10° SPOT

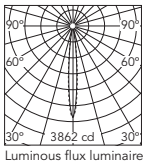

Luminous flux luminaire 214 lm

Beam Angle: 10°

h(m)	E(lx)	D(m)
1	3862	0.18
2	966	0.36
3	429	0.54
4	241	0.72
5	154	0.90

Dali 2

- 05.9005.40.DA
- 05.9005.14.DA
- 05.9005.ER.DA
- 05.9005.ES.DA
- 05.9005.EQ.DA

1-10V

- 05.9005.40.1V
- 05.9005.14.1V
- 05.9005.ER.1V
- 05.9005.ES.1V
- 05.9005.EQ.1V

Casambi

- 05.9005.40.CB
- 05.9005.14.CB
- 05.9005.ER.CB
- 05.9005.ES.CB
- 05.9005.EQ.CB

Optic Medium - 2700K

On board dimmer

- 05.9001.40
- 05.9001.14
- 05.9001.ER
- 05.9001.ES
- 05.9001.EQ

22° MEDIUM

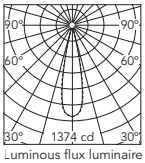

Luminous flux luminaire 201 lm

Beam Angle: 22°

h(m)	E(lx)	D(m)
1	1374	0.39
2	344	0.78
3	153	1.17
4	86	1.56
5	55	1.95

Dali 2

- 05.9001.40.DA
- 05.9001.14.DA
- 05.9001.ER.DA
- 05.9001.ES.DA
- 05.9001.EQ.DA

1-10V

- 05.9001.40.1V
- 05.9001.14.1V
- 05.9001.ER.1V
- 05.9001.ES.1V
- 05.9001.EQ.1V

Casambi

- 05.9001.40.CB
- 05.9001.14.CB
- 05.9001.ER.CB
- 05.9001.ES.CB
- 05.9001.EQ.CB

Optic Medium - 3000K

On board dimmer

- 05.9006.40
- 05.9006.14
- 05.9006.ER
- 05.9006.ES
- 05.9006.EQ

22° MEDIUM

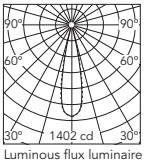

Luminous flux luminaire 205 lm

Beam Angle: 22°

h(m)	E(lx)	D(m)
1	1402	0.39
2	350	0.78
3	156	1.17
4	88	1.56
5	56	1.95

Dali 2

- 05.9006.40.DA
- 05.9006.14.DA
- 05.9006.ER.DA
- 05.9006.ES.DA
- 05.9006.EQ.DA

1-10V

- 05.9006.40.1V
- 05.9006.14.1V
- 05.9006.ER.1V
- 05.9006.ES.1V
- 05.9006.EQ.1V

Casambi

- 05.9006.40.CB
- 05.9006.14.CB
- 05.9006.ER.CB
- 05.9006.ES.CB
- 05.9006.EQ.CB

Optic Flood - 2700K

On board dimmer

- 05.9002.40
- 05.9002.14
- 05.9002.ER
- 05.9002.ES
- 05.9002.EQ

33°
FLOOD

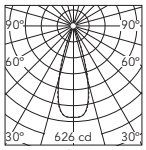

Luminous flux luminaire
200 lm

Beam Angle: 33°

h(m)	E(lx)	D(m)
1	625	0.60
2	156	1.19
3	69	1.79
4	39	2.39
5	25	2.99

Dali 2

- 05.9002.40.DA
- 05.9002.14.DA
- 05.9002.ER.DA
- 05.9002.ES.DA
- 05.9002.EQ.DA

1-10V

- 05.9002.40.1V
- 05.9002.14.1V
- 05.9002.ER.1V
- 05.9002.ES.1V
- 05.9002.EQ.1V

Casambi

- 05.9002.40.CB
- 05.9002.14.CB
- 05.9002.ER.CB
- 05.9002.ES.CB
- 05.9002.EQ.CB

Optic Flood - 3000K

On board dimmer

- 05.9007.40
- 05.9007.14
- 05.9007.ER
- 05.9007.ES
- 05.9007.EQ

33°
FLOOD

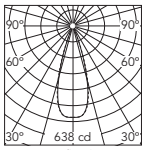

Luminous flux luminaire
204 lm

Beam Angle: 33°

h(m)	E(lx)	D(m)
1	638	0.60
2	159	1.19
3	71	1.79
4	40	2.39
5	26	2.99

Dali 2

- 05.9007.40.DA
- 05.9007.14.DA
- 05.9007.ER.DA
- 05.9007.ES.DA
- 05.9007.EQ.DA

1-10V

- 05.9007.40.1V
- 05.9007.14.1V
- 05.9007.ER.1V
- 05.9007.ES.1V
- 05.9007.EQ.1V

Casambi

- 05.9007.40.CB
- 05.9007.14.CB
- 05.9007.ER.CB
- 05.9007.ES.CB
- 05.9007.EQ.CB

Optic Wide Flood - 2700K

On board dimmer

- 05.9003.40
- 05.9003.14
- 05.9003.ER
- 05.9003.ES
- 05.9003.EQ

46°
WIDE
FLOOD

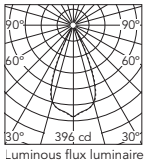

Luminous flux luminaire
209 lm

Beam Angle: 46°

h(m)	E(lx)	D(m)
1	396	0.84
2	99	1.69
3	44	2.53
4	25	3.38
5	16	4.22

Dali 2

- 05.9003.40.DA
- 05.9003.14.DA
- 05.9003.ER.DA
- 05.9003.ES.DA
- 05.9003.EQ.DA

1-10V

- 05.9003.40.1V
- 05.9003.14.1V
- 05.9003.ER.1V
- 05.9003.ES.1V
- 05.9003.EQ.1V

Casambi

- 05.9003.40.CB
- 05.9003.14.CB
- 05.9003.ER.CB
- 05.9003.ES.CB
- 05.9003.EQ.CB

Optic Wide Flood - 3000K

On board dimmer

- 05.9008.40
- 05.9008.14
- 05.9008.ER
- 05.9008.ES
- 05.9008.EQ

46°
WIDE
FLOOD

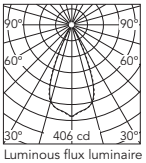

Luminous flux luminaire
214 lm

Beam Angle: 46°

h(m)	E(lx)	D(m)
1	406	0.84
2	101	1.69
3	45	2.53
4	25	3.38
5	16	4.22

Dali 2

- 05.9008.40.DA
- 05.9008.14.DA
- 05.9008.ER.DA
- 05.9008.ES.DA
- 05.9008.EQ.DA

1-10V

- 05.9008.40.1V
- 05.9008.14.1V
- 05.9008.ER.1V
- 05.9008.ES.1V
- 05.9008.EQ.1V

Casambi

- 05.9008.40.CB
- 05.9008.14.CB
- 05.9008.ER.CB
- 05.9008.ES.CB
- 05.9008.EQ.CB

Light Shadow Spot 45

Light Source: LED Array 10W - 799 lm - 2700K/CRI 90 / 10W - 844 lm - 3000K/CRI 90

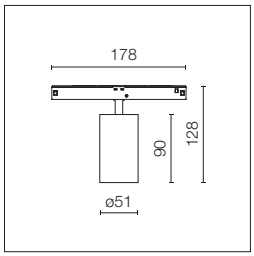

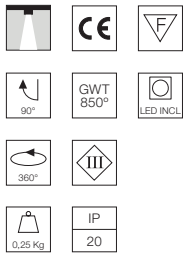

Modulo d'illuminazione LED focale da installare nel sistema Infra-Structure
Per il controllo senza fili dell'apparecchio selezionare la versione Casambi integrated.
Accessori disponibili (schermo nido d'ape e filtri dicroici CCT).

LED accent lighting module for installation in Infra-Structure system.
For wireless control of luminaires, please select Casambi integrated versions.
Accessories available, (honeycomb and CCT dichroic filters).

Optic Spot - 2700K

On board dimmer

- 05.9030.40
- 05.9030.14
- 05.9030.ER
- 05.9030.ES
- 05.9030.EQ

15° SPOT

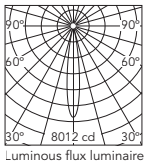

Luminous flux luminaire 650 lm

Beam Angle: 15°

h(m)	E(lx)	D(m)
1	8012	0.27
2	2003	0.54
3	890	0.80
4	501	1.07
5	320	1.34

Dali 2

- 05.9030.40.DA
- 05.9030.14.DA
- 05.9030.ER.DA
- 05.9030.ES.DA
- 05.9030.EQ.DA

1-10V

- 05.9030.40.1V
- 05.9030.14.1V
- 05.9030.ER.1V
- 05.9030.ES.1V
- 05.9030.EQ.1V

Casambi

- 05.9030.40.CB
- 05.9030.14.CB
- 05.9030.ER.CB
- 05.9030.ES.CB
- 05.9030.EQ.CB

Optic Spot - 3000K

On board dimmer

- 05.9035.40
- 05.9035.14
- 05.9035.ER
- 05.9035.ES
- 05.9035.EQ

15° SPOT

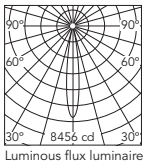

Luminous flux luminaire 686 lm

Beam Angle: 15°

h(m)	E(lx)	D(m)
1	8456	0.27
2	2114	0.54
3	940	0.80
4	528	1.07
5	338	1.34

Dali 2

- 05.9035.40.DA
- 05.9035.14.DA
- 05.9035.ER.DA
- 05.9035.ES.DA
- 05.9035.EQ.DA

1-10V

- 05.9035.40.1V
- 05.9035.14.1V
- 05.9035.ER.1V
- 05.9035.ES.1V
- 05.9035.EQ.1V

Casambi

- 05.9035.40.CB
- 05.9035.14.CB
- 05.9035.ER.CB
- 05.9035.ES.CB
- 05.9035.EQ.CB

Optic Medium - 2700K

On board dimmer

- 05.9031.40
- 05.9031.14
- 05.9031.ER
- 05.9031.ES
- 05.9031.EQ

21° MEDIUM

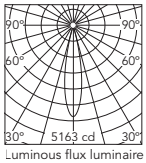

Luminous flux luminaire 645 lm

Beam Angle: 21°

h(m)	E(lx)	D(m)
1	5163	0.36
2	1291	0.73
3	574	1.09
4	323	1.46
5	207	1.82

Dali 2

- 05.9031.40.DA
- 05.9031.14.DA
- 05.9031.ER.DA
- 05.9031.ES.DA
- 05.9031.EQ.DA

1-10V

- 05.9031.40.1V
- 05.9031.14.1V
- 05.9031.ER.1V
- 05.9031.ES.1V
- 05.9031.EQ.1V

Casambi

- 05.9031.40.CB
- 05.9031.14.CB
- 05.9031.ER.CB
- 05.9031.ES.CB
- 05.9031.EQ.CB

Optic Medium - 3000K

On board dimmer

- 05.9036.40
- 05.9036.14
- 05.9036.ER
- 05.9036.ES
- 05.9036.EQ

21° MEDIUM

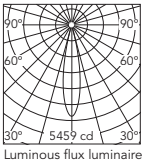

Luminous flux luminaire 682 lm

Beam Angle: 21°

h(m)	E(lx)	D(m)
1	5459	0.36
2	1365	0.73
3	607	1.09
4	341	1.46
5	218	1.82

Dali 2

- 05.9036.40.DA
- 05.9036.14.DA
- 05.9036.ER.DA
- 05.9036.ES.DA
- 05.9036.EQ.DA

1-10V

- 05.9036.40.1V
- 05.9036.14.1V
- 05.9036.ER.1V
- 05.9036.ES.1V
- 05.9036.EQ.1V

Casambi

- 05.9036.40.CB
- 05.9036.14.CB
- 05.9036.ER.CB
- 05.9036.ES.CB
- 05.9036.EQ.CB

Optic Flood - 2700K

On board dimmer

- 05.9032.40
- 05.9032.14
- 05.9032.ER
- 05.9032.ES
- 05.9032.EQ

Dali 2

- 05.9032.40.DA
- 05.9032.14.DA
- 05.9032.ER.DA
- 05.9032.ES.DA
- 05.9032.EQ.DA

1-10V

- 05.9032.40.1V
- 05.9032.14.1V
- 05.9032.ER.1V
- 05.9032.ES.1V
- 05.9032.EQ.1V

Casambi

- 05.9032.40.CB
- 05.9032.14.CB
- 05.9032.ER.CB
- 05.9032.ES.CB
- 05.9032.EQ.CB

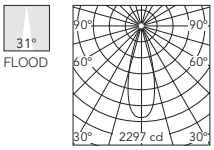

FLOOD

Luminous flux luminaire
646 lm

Beam Angle: 31°

h(m)	E(lx)	D(m)
1	2296	0.56
2	574	1.11
3	255	1.67
4	144	2.22
5	92	2.78

Optic Flood - 3000K

On board dimmer

- 05.9037.40
- 05.9037.14
- 05.9037.ER
- 05.9037.ES
- 05.9037.EQ

Dali 2

- 05.9037.40.DA
- 05.9037.14.DA
- 05.9037.ER.DA
- 05.9037.ES.DA
- 05.9037.EQ.DA

1-10V

- 05.9037.40.1V
- 05.9037.14.1V
- 05.9037.ER.1V
- 05.9037.ES.1V
- 05.9037.EQ.1V

Casambi

- 05.9037.40.CB
- 05.9037.14.CB
- 05.9037.ER.CB
- 05.9037.ES.CB
- 05.9037.EQ.CB

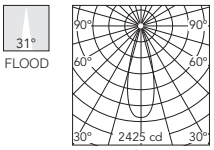

FLOOD

Luminous flux luminaire
682 lm

Beam Angle: 31°

h(m)	E(lx)	D(m)
1	2424	0.56
2	606	1.11
3	269	1.67
4	152	2.22
5	97	2.78

Light Shadow Spot 60

Light Source: Super Spot: LED Array 10W - 799 lm - 2700K/CRI 90 / 10W - 844 lm - 3000K/CRI 90
S/M/F/WF: LED Array 20W - 1563 lm - 2700K/CRI 90 / 20W - 1751 lm - 3000K/CRI 90

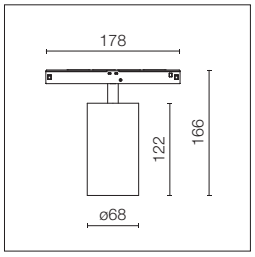

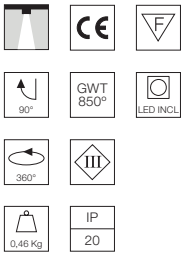

Modulo d'illuminazione LED focale da installare nel sistema Infra-Structure
Per il controllo senza fili dell'apparecchio selezionare la versione Casambi integrated.
Accessori disponibili (schermo nido d'ape e filtri dicroici CCT).

LED accent lighting module for installation in Infra-Structure system.
For wireless control of luminaires, please select Casambi integrated versions.
Accessories available, (honeycomb and CCT dichroic filters).

Optic Super Spot - 2700K

On board dimmer

- 05.9060.40
- 05.9060.14
- 05.9060.ER
- 05.9060.ES
- 05.9060.EQ

Dali 2

- 05.9060.40.DA
- 05.9060.14.DA
- 05.9060.ER.DA
- 05.9060.ES.DA
- 05.9060.EQ.DA

1-10V

- 05.9060.40.1V
- 05.9060.14.1V
- 05.9060.ER.1V
- 05.9060.ES.1V
- 05.9060.EQ.1V

Casambi

- 05.9060.40.CB
- 05.9060.14.CB
- 05.9060.ER.CB
- 05.9060.ES.CB
- 05.9060.EQ.CB

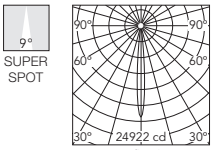

Luminous flux luminaire 765 lm

Beam Angle: 9°

h(m)	E(lx)	D(m)
1	24922	0.16
2	6230	0.32
3	2769	0.48
4	1558	0.64
5	997	0.80

Optic Super Spot - 3000K

On board dimmer

- 05.9065.40
- 05.9065.14
- 05.9065.ER
- 05.9065.ES
- 05.9065.EQ

Dali 2

- 05.9065.40.DA
- 05.9065.14.DA
- 05.9065.ER.DA
- 05.9065.ES.DA
- 05.9065.EQ.DA

1-10V

- 05.9065.40.1V
- 05.9065.14.1V
- 05.9065.ER.1V
- 05.9065.ES.1V
- 05.9065.EQ.1V

Casambi

- 05.9065.40.CB
- 05.9065.14.CB
- 05.9065.ER.CB
- 05.9065.ES.CB
- 05.9065.EQ.CB

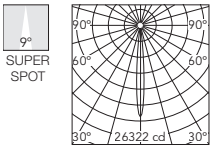

Luminous flux luminaire 808 lm

Beam Angle: 9°

h(m)	E(lx)	D(m)
1	26322	0.16
2	6581	0.32
3	2925	0.48
4	1645	0.64
5	1053	0.80

Optic Spot - 2700K

On board dimmer

- 05.9061.40
- 05.9061.14
- 05.9061.ER
- 05.9061.ES
- 05.9061.EQ

Dali 2

- 05.9061.40.DA
- 05.9061.14.DA
- 05.9061.ER.DA
- 05.9061.ES.DA
- 05.9061.EQ.DA

1-10V

- 05.9061.40.1V
- 05.9061.14.1V
- 05.9061.ER.1V
- 05.9061.ES.1V
- 05.9061.EQ.1V

Casambi

- 05.9061.40.CB
- 05.9061.14.CB
- 05.9061.ER.CB
- 05.9061.ES.CB
- 05.9061.EQ.CB

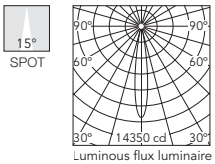

Luminous flux luminaire 1251 lm

Beam Angle: 15°

h(m)	E(lx)	D(m)
1	14350	0.27
2	3587	0.54
3	1594	0.81
4	897	1.09
5	574	1.36

Optic Spot - 3000K

On board dimmer

- 05.9066.40
- 05.9066.14
- 05.9066.ER
- 05.9066.ES
- 05.9066.EQ

Dali 2

- 05.9066.40.DA
- 05.9066.14.DA
- 05.9066.ER.DA
- 05.9066.ES.DA
- 05.9066.EQ.DA

1-10V

- 05.9066.40.1V
- 05.9066.14.1V
- 05.9066.ER.1V
- 05.9066.ES.1V
- 05.9066.EQ.1V

Casambi

- 05.9066.40.CB
- 05.9066.14.CB
- 05.9066.ER.CB
- 05.9066.ES.CB
- 05.9066.EQ.CB

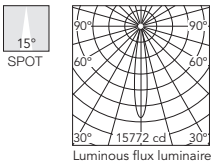

Luminous flux luminaire 1375 lm

Beam Angle: 15°

h(m)	E(lx)	D(m)
1	15772	0.27
2	3943	0.54
3	1752	0.81
4	986	1.09
5	631	1.36

Optic Medium - 2700K

On board dimmer

- 05.9062.40
- 05.9062.14
- 05.9062.ER
- 05.9062.ES
- 05.9062.EQ

26°
MEDIUM

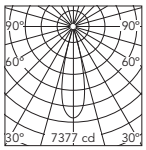

Luminous flux luminaire
1298 lm

Beam Angle: 26°

h(m)	E(lx)	D(m)
1	7377	0.45
2	1844	0.91
3	820	1.36
4	461	1.82
5	295	2.27

Dali 2

- 05.9062.40.DA
- 05.9062.14.DA
- 05.9062.ER.DA
- 05.9062.ES.DA
- 05.9062.EQ.DA

1-10V

- 05.9062.40.1V
- 05.9062.14.1V
- 05.9062.ER.1V
- 05.9062.ES.1V
- 05.9062.EQ.1V

Casambi

- 05.9062.40.CB
- 05.9062.14.CB
- 05.9062.ER.CB
- 05.9062.ES.CB
- 05.9062.EQ.CB

Optic Medium - 3000K

On board dimmer

- 05.9067.40
- 05.9067.14
- 05.9067.ER
- 05.9067.ES
- 05.9067.EQ

26°
MEDIUM

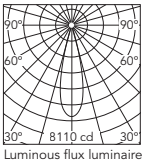

Luminous flux luminaire
1427 lm

Beam Angle: 26°

h(m)	E(lx)	D(m)
1	8110	0.45
2	2027	0.91
3	901	1.36
4	507	1.82
5	324	2.27

Dali 2

- 05.9067.40.DA
- 05.9067.14.DA
- 05.9067.ER.DA
- 05.9067.ES.DA
- 05.9067.EQ.DA

1-10V

- 05.9067.40.1V
- 05.9067.14.1V
- 05.9067.ER.1V
- 05.9067.ES.1V
- 05.9067.EQ.1V

Casambi

- 05.9067.40.CB
- 05.9067.14.CB
- 05.9067.ER.CB
- 05.9067.ES.CB
- 05.9067.EQ.CB

Optic Flood - 2700K

On board dimmer

- 05.9063.40
- 05.9063.14
- 05.9063.ER
- 05.9063.ES
- 05.9063.EQ

33°
FLOOD

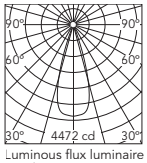

Luminous flux luminaire
1304 lm

Beam Angle: 33°

h(m)	E(lx)	D(m)
1	4472	0.60
2	1118	1.20
3	497	1.80
4	279	2.40
5	179	3.00

Dali 2

- 05.9063.40.DA
- 05.9063.14.DA
- 05.9063.ER.DA
- 05.9063.ES.DA
- 05.9063.EQ.DA

1-10V

- 05.9063.40.1V
- 05.9063.14.1V
- 05.9063.ER.1V
- 05.9063.ES.1V
- 05.9063.EQ.1V

Casambi

- 05.9063.40.CB
- 05.9063.14.CB
- 05.9063.ER.CB
- 05.9063.ES.CB
- 05.9063.EQ.CB

Optic Flood - 3000K

On board dimmer

- 05.9068.40
- 05.9068.14
- 05.9068.ER
- 05.9068.ES
- 05.9068.EQ

33°
FLOOD

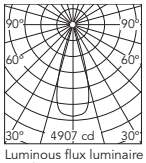

Luminous flux luminaire
1431 lm

Beam Angle: 33°

h(m)	E(lx)	D(m)
1	4907	0.60
2	1227	1.20
3	545	1.80
4	307	2.40
5	196	3.00

Dali 2

- 05.9068.40.DA
- 05.9068.14.DA
- 05.9068.ER.DA
- 05.9068.ES.DA
- 05.9068.EQ.DA

1-10V

- 05.9068.40.1V
- 05.9068.14.1V
- 05.9068.ER.1V
- 05.9068.ES.1V
- 05.9068.EQ.1V

Casambi

- 05.9068.40.CB
- 05.9068.14.CB
- 05.9068.ER.CB
- 05.9068.ES.CB
- 05.9068.EQ.CB

Light Shadow Spot 60

Light Source: Super Spot: LED Array 10W - 799 lm - 2700K/CRI 90 / 10W - 844 lm - 3000K/CRI 90
S/M/F/WF: LED Array 20W - 1563 lm - 2700K/CRI 90 / 20W - 1751 lm - 3000K/CRI 90

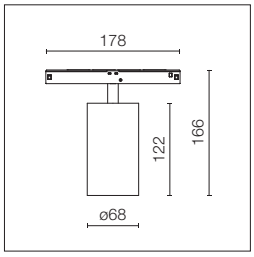

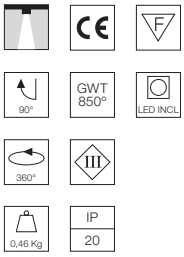

Modulo d'illuminazione LED focale da installare nel sistema Infra-Structure
Per il controllo senza fili dell'apparecchio selezionare la versione Casambi integrated.
Accessori disponibili (schermo nido d'ape e filtri dicroici CCT).

LED accent lighting module for installation in Infra-Structure system.
For wireless control of luminaires, please select Casambi integrated versions.
Accessories available, (honeycomb and CCT dichroic filters).

Optic Wide Flood - 2700K

On board dimmer

- 05.9064.40
- 05.9064.14
- 05.9064.ER
- 05.9064.ES
- 05.9064.EQ

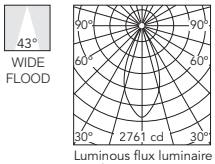

Luminous flux luminaire
1268 lm

Beam Angle: 43°

h(m)	E(lx)	D(m)
1	2761	0.79
2	690	1.59
3	307	2.38
4	173	3.17
5	110	3.97

Dali 2

- 05.9064.40.DA
- 05.9064.14.DA
- 05.9064.ER.DA
- 05.9064.ES.DA
- 05.9064.EQ.DA

1-10V

- 05.9064.40.1V
- 05.9064.14.1V
- 05.9064.ER.1V
- 05.9064.ES.1V
- 05.9064.EQ.1V

Casambi

- 05.9064.40.CB
- 05.9064.14.CB
- 05.9064.ER.CB
- 05.9064.ES.CB
- 05.9064.EQ.CB

Optic Wide Flood - 3000K

On board dimmer

- 05.9069.40
- 05.9069.14
- 05.9069.ER
- 05.9069.ES
- 05.9069.EQ

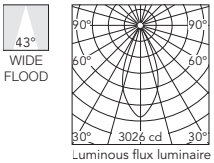

Luminous flux luminaire
1390 lm

Beam Angle: 43°

h(m)	E(lx)	D(m)
1	3026	0.79
2	757	1.59
3	336	2.38
4	189	3.17
5	121	3.97

Dali 2

- 05.9069.40.DA
- 05.9069.14.DA
- 05.9069.ER.DA
- 05.9069.ES.DA
- 05.9069.EQ.DA

1-10V

- 05.9069.40.1V
- 05.9069.14.1V
- 05.9069.ER.1V
- 05.9069.ES.1V
- 05.9069.EQ.1V

Casambi

- 05.9069.40.CB
- 05.9069.14.CB
- 05.9069.ER.CB
- 05.9069.ES.CB
- 05.9069.EQ.CB

Accessori / Accessories

Light Shadow Spot 30

Pannello nido d'ape	Honeycomb		08.0790.00
Filtro bicromatico CCT	Dichroic CCT Filter		Increase 2700K >> 3125±75K 3000K >> 3600±75K 08.0791.00
			Decrease 2700K >> 2450±75K 3000K >> 2700±75K 08.0792.00

Light Shadow Spot 45

Pannello nido d'ape	Honeycomb		08.0793.00
Filtro bicromatico CCT	Dichroic CCT Filter		Increase 2700K >> 3125±75K 3000K >> 3600±75K 08.0794.00
			Decrease 2700K >> 2450±75K 3000K >> 2700±75K 08.0795.00

Light Shadow Spot 60

Pannello nido d'ape	Honeycomb		Super Spot 08.0175.14
			Spot / Medium / Flood / Wide Flood 08.0176.14
Filtro bicromatico CCT	Dichroic CCT Filter		Increase Super Spot 2700K >> 3125±75K 3000K >> 3600±75K 08.0796.00
			Spot / Medium / Flood / Wide Flood 2700K >> 3125±75K 3000K >> 3600±75K 08.0798.00
			Decrease Super Spot 2700K >> 2450±75K 3000K >> 2700±75K 08.0797.00
			Spot / Medium / Flood / Wide Flood 2700K >> 2450±75K 3000K >> 2700±75K 08.0799.00

Spot 150

Light Source: LED Array 22,5W - 2411 lm - 2700K/CRI 90 / 22,5W - 2569 lm - 3000K/CRI 90

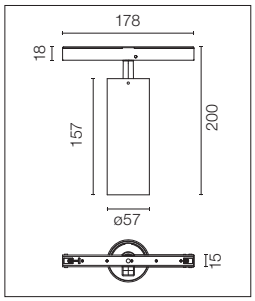

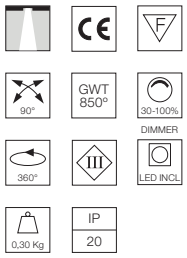

Modulo di illuminazione LED d'accento da installare nel sistema Infra-Structure.
Per il controllo bluetooth dei moduli luminosi selezionare le versioni con Casambi integrato.

Accent lighting LED module to be installed in The Infra-Structure System.
For wireless lighting control, choose Casambi versions.

2700K

On board dimmer
- 03.8072.40A
- 03.8072.05A
- 03.8072.14A

Dali 2
- 03.8072.40ADA
- 03.8072.05ADA
- 03.8072.14ADA

1-10V
- 03.8072.40A1V
- 03.8072.05A1V
- 03.8072.14A1V

Casambi
- 03.8072.40ACB
- 03.8072.05ACB
- 03.8072.14ACB

21°
SPOT

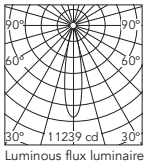

Luminous flux luminaire
1818 lm

Beam Angle: 21°

h(m)	E(lx)	D(m)
1	11239	0.37
2	2810	0.74
3	1249	1.11
4	702	1.48
5	450	1.85

3000K

On board dimmer
- 03.8073.40A
- 03.8073.05A
- 03.8073.14A

Dali 2
- 03.8073.40ADA
- 03.8073.05ADA
- 03.8073.14ADA

1-10V
- 03.8073.40A1V
- 03.8073.05A1V
- 03.8073.14A1V

Casambi
- 03.8073.40ACB
- 03.8073.05ACB
- 03.8073.14ACB

21°
SPOT

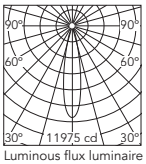

Luminous flux luminaire
1937 lm

Beam Angle: 21°

h(m)	E(lx)	D(m)
1	11975	0.37
2	2994	0.74
3	1331	1.11
4	748	1.48
5	479	1.85

2700K

On board dimmer
- 03.8074.40A
- 03.8074.05A
- 03.8074.14A

Dali 2
- 03.8074.40ADA
- 03.8074.05ADA
- 03.8074.14ADA

1-10V
- 03.8074.40A1V
- 03.8074.05A1V
- 03.8074.14A1V

Casambi
- 03.8074.40ACB
- 03.8074.05ACB
- 03.8074.14ACB

27°
MEDIUM

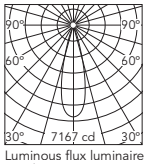

Luminous flux luminaire
1564 lm

Beam Angle: 27°

h(m)	E(lx)	D(m)
1	7167	0.49
2	1792	0.98
3	796	1.47
4	448	1.96
5	287	2.44

3000K

On board dimmer
- 03.8075.40A
- 03.8075.05A
- 03.8075.14A

Dali 2
- 03.8075.40ADA
- 03.8075.05ADA
- 03.8075.14ADA

1-10V
- 03.8075.40A1V
- 03.8075.05A1V
- 03.8075.14A1V

Casambi
- 03.8075.40ACB
- 03.8075.05ACB
- 03.8075.14ACB

27°
MEDIUM

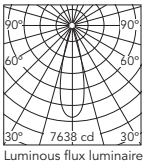

Luminous flux luminaire
1667 lm

Beam Angle: 27°

h(m)	E(lx)	D(m)
1	7638	0.49
2	1910	0.98
3	849	1.47
4	477	1.96
5	306	2.44

2700K

On board dimmer
- 03.8076.40A
- 03.8076.05A
- 03.8076.14A

Dali 2
- 03.8076.40ADA
- 03.8076.05ADA
- 03.8076.14ADA

1-10V
- 03.8076.40A1V
- 03.8076.05A1V
- 03.8076.14A1V

Casambi
- 03.8076.40ACB
- 03.8076.05ACB
- 03.8076.14ACB

36°
FLOOD

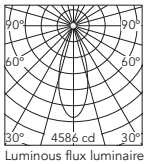

Luminous flux luminaire
1569 lm

Beam Angle: 36°

h(m)	E(lx)	D(m)
1	4586	0.64
2	1146	1.28
3	510	1.92
4	287	2.56
5	183	3.20

3000K

On board dimmer
- 03.8077.40A
- 03.8077.05A
- 03.8077.14A

Dali 2
- 03.8077.40ADA
- 03.8077.05ADA
- 03.8077.14ADA

1-10V
- 03.8077.40A1V
- 03.8077.05A1V
- 03.8077.14A1V

Casambi
- 03.8077.40ACB
- 03.8077.05ACB
- 03.8077.14ACB

36°
FLOOD

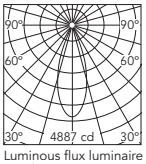

Luminous flux luminaire
1672 lm

Beam Angle: 36°

h(m)	E(lx)	D(m)
1	4887	0.64
2	1222	1.28
3	543	1.92
4	305	2.56
5	195	3.20

Accessori / Accessories

Spot 150

Crocetta di schermatura, lenti e honeycomb direttamente installabili sulla testa dell'apparecchio di illuminazione senza necessità di accessori di fissaggio. Compatibilità di installazione di honeycomb + lente contemporaneamente.

Screening crosspiece, lenses and honeycomb directly installable on the head of the luminaire without needing any fastening accessory. Installation compatible with honeycomb + lense at the same time.

Filtro a croce antiabbagliamento.	Screening crosspiece.		08.8429.00
Lente ellittica.	Elliptical lens.		08.8431.00
Lente flood.	Flood lens.		08.8432.00
Honeycomb.	Honeycomb.		08.8428.00
Cono di schermatura.	Snoot shielding cone.	29	08.0526.00 08.0526.40 08.0526.BW

Suspension Glass Downlight 110

Light Source: LED Array 13,5W - 1296 lm - 2700K/CRI 90 / 13,5W - 1371 lm - 3000K/CRI 90

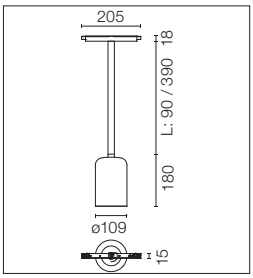

Apparecchio sospeso con asta rigida e vetro soffiato in diverse finiture, per installazione nel sistema Infra-Structure.
Per il controllo bluetooth dei moduli luminosi selezionare le versioni con Casambi integrato.

Suspended luminaire with rigid rod and blown glass in several finishes to be installed in the Infra-Structure system.
For wireless lighting control, choose Casambi versions.

2700K

Black Rod
L: 100 mm
On board dimmer
03.8130.00
03.8130.FU
03.8130.RC
Dali 2
03.8130.00.DA
03.8130.FU.DA
03.8130.RC.DA
1-10V
03.8130.00.1V
03.8130.FU.1V
03.8130.RC.1V
Casambi
03.8130.00.CB
03.8130.FU.CB
03.8130.RC.CB

82° .00

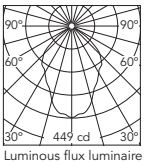

Luminous flux luminaire 706 lm

Beam Angle:		82°
h(m)	E(lx)	D(m)
1	449	1.74
2	112	3.48
3	50	5.22
4	28	6.96
5	18	8.71

47° .FU

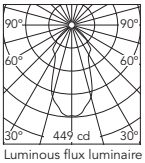

Luminous flux luminaire 483 lm

Beam Angle:		47°
h(m)	E(lx)	D(m)
1	449	0.86
2	112	1.72
3	50	2.58
4	28	3.45
5	18	4.31

42° .RC

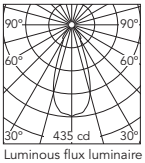

Luminous flux luminaire 292 lm

Beam Angle:		42°
h(m)	E(lx)	D(m)
1	435	0.76
2	109	1.52
3	48	2.28
4	27	3.04
5	17	3.80

Black Rod
L: 400 mm
On board dimmer
03.8131.00
03.8131.FU
03.8131.RC
Dali 2
03.8131.00.DA
03.8131.FU.DA
03.8131.RC.DA
1-10V
03.8131.00.1V
03.8131.FU.1V
03.8131.RC.1V
Casambi
03.8131.00.CB
03.8131.FU.CB
03.8131.RC.CB

White Rod
L: 100 mm
On board dimmer
03.8135.00
03.8135.FU
03.8135.RC
Dali 2
03.8135.00.DA
03.8135.FU.DA
03.8135.RC.DA
1-10V
03.8135.00.1V
03.8135.FU.1V
03.8135.RC.1V
Casambi
03.8135.00.CB
03.8135.FU.CB
03.8135.RC.CB

3000K

Black Rod
L: 100 mm
On board dimmer
03.8132.00
03.8132.FU
03.8132.RC
Dali 2
03.8132.00.DA
03.8132.FU.DA
03.8132.RC.DA
1-10V
03.8132.00.1V
03.8132.FU.1V
03.8132.RC.1V
Casambi
03.8132.00.CB
03.8132.FU.CB
03.8132.RC.CB

82° .00

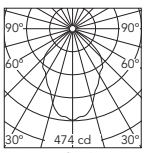

Luminous flux luminaire 746 lm

Beam Angle:		82°
h(m)	E(lx)	D(m)
1	474	1.74
2	119	3.48
3	53	5.22
4	30	6.96
5	19	8.71

47° .FU

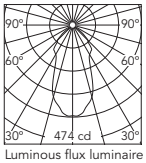

Luminous flux luminaire 510 lm

Beam Angle:		47°
h(m)	E(lx)	D(m)
1	474	0.86
2	119	1.72
3	53	2.58
4	30	3.45
5	19	4.31

42° .RC

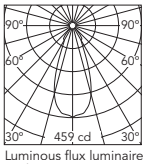

Luminous flux luminaire 309 lm

Beam Angle:		42°
h(m)	E(lx)	D(m)
1	459	0.76
2	115	1.52
3	51	2.28
4	29	3.04
5	18	3.80

Black Rod
L: 400 mm
On board dimmer
03.8133.00
03.8133.FU
03.8133.RC
Dali 2
03.8133.00.DA
03.8133.FU.DA
03.8133.RC.DA
1-10V
03.8133.00.1V
03.8133.FU.1V
03.8133.RC.1V
Casambi
03.8133.00.CB
03.8133.FU.CB
03.8133.RC.CB

White Rod
L: 100 mm
On board dimmer
03.8137.00
03.8137.FU
03.8137.RC
Dali 2
03.8137.00.DA
03.8137.FU.DA
03.8137.RC.DA
1-10V
03.8137.00.1V
03.8137.FU.1V
03.8137.RC.1V
Casambi
03.8137.00.CB
03.8137.FU.CB
03.8137.RC.CB

White Rod
L: 400 mm
On board dimmer
03.8136.00
03.8136.FU
03.8136.RC
Dali 2
03.8136.00.DA
03.8136.FU.DA
03.8136.RC.DA
1-10V
03.8136.00.1V
03.8136.FU.1V
03.8136.RC.1V
Casambi
03.8136.00.CB
03.8136.FU.CB
03.8136.RC.CB

White Rod
L: 400 mm
On board dimmer
03.8138.00
03.8138.FU
03.8138.RC
Dali 2
03.8138.00.DA
03.8138.FU.DA
03.8138.RC.DA
1-10V
03.8138.00.1V
03.8138.FU.1V
03.8138.RC.1V
Casambi
03.8138.00.CB
03.8138.FU.CB
03.8138.RC.CB

Suspension Panel 600

Light Source: Top LED 25,6W - 3332 lm - 2700K/CRI 90 / 40W - 3540 lm - 3000K/ CRI 90

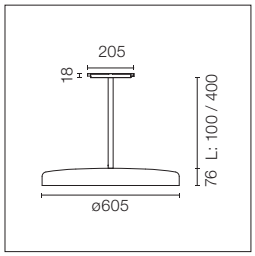

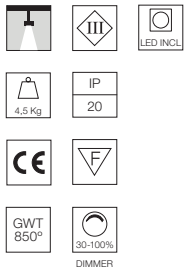

Apparecchio sospeso con asta rigida per installazione nel sistema Infra-Structure.
Per il controllo bluetooth dei moduli luminosi selezionare le versioni con Casambi integrato.

E= Finitura Esterna
I= Finitura Interna

Suspended luminaire with rigid rod, to be installed in the Infra-Structure system.
For wireless lighting control, choose Casambi versions.

E= External Finish
I= Internal Finish

2700K

L: 100 mm

E I On board dimmer
03.8140.40A

E I Dali 2
03.8140.40ADA

E I 1-10V
03.8140.40A1V

E I Casambi
03.8140.40ACB

L: 400 mm

E I On board dimmer
03.8141.40A

E I Dali 2
03.8141.40ADA

E I 1-10V
03.8141.40A1V

E I Casambi
03.8141.40ACB

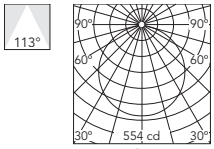

Luminous flux luminaire
1595 lm

Beam Angle: 113°

h(m)	E(lx)	D(m)
1	554	3.05
2	139	6.09
3	62	9.14
4	35	12.19
5	22	15.24

3000K

L: 100 mm

E I On board dimmer
03.8142.40A

E I Dali 2
03.8142.40ADA

E I 1-10V
03.8142.40A1V

E I Casambi
03.8142.40ACB

L: 400 mm

E I On board dimmer
03.8143.40A

E I Dali 2
03.8143.40ADA

E I 1-10V
03.8143.40A1V

E I Casambi
03.8143.40ACB

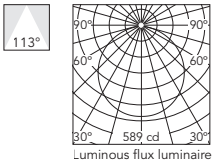

Luminous flux luminaire
1694 lm

Beam Angle: 113°

h(m)	E(lx)	D(m)
1	589	3.05
2	147	6.09
3	65	9.14
4	37	12.19
5	24	15.24

2700K

L: 100 mm

E I On board dimmer
03.8140.14A

E I Dali 2
03.8140.14ADA

E I 1-10V
03.8140.14A1V

E I Casambi
03.8140.14ACB

L: 400 mm

E I On board dimmer
03.8141.14A

E I Dali 2
03.8141.14ADA

E I 1-10V
03.8141.14A1V

E I Casambi
03.8141.14ACB

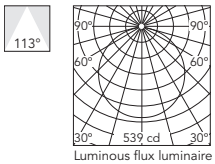

Luminous flux luminaire
1550 lm

Beam Angle: 113°

h(m)	E(lx)	D(m)
1	539	3.05
2	135	6.09
3	60	9.14
4	34	12.19
5	22	15.24

3000K

L: 100 mm

E I On board dimmer
03.8142.14A

E I Dali 2
03.8142.14ADA

E I 1-10V
03.8142.14A1V

E I Casambi
03.8142.14ACB

L: 400 mm

E I On board dimmer
03.8143.14A

E I Dali 2
03.8143.14ADA

E I 1-10V
03.8143.14A1V

E I Casambi
03.8143.14ACB

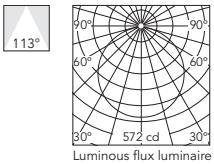

Luminous flux luminaire
1647 lm

Beam Angle: 113°

h(m)	E(lx)	D(m)
1	572	3.05
2	143	6.09
3	64	9.14
4	36	12.19
5	23	15.24

Multi Spot Mini

Light Source: Power LED 7W - 635 lm - 2700K/CRI 90 / 7W - 650 lm - 3000K/CRI 90

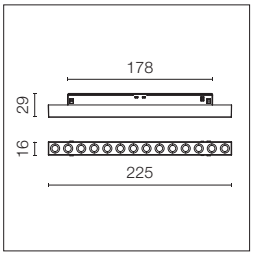

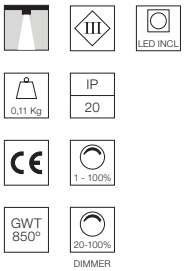

Modulo di illuminazione a LED con 14 faretti e ad abbagliamento limitato da installare nel sistema Infra-Structure.
Per il controllo bluetooth dei moduliluminosi selezionare le versioni con Casambi integrato.

LED lighting module with 14 spotlights and low glare, to be installed in The Infra-Structure system.
For wireless lighting control, choose integrated Casambi versions.

Optic Spot - 2700K

On board dimmer
- ☐ 05.3550.40
- ■ 05.3550.14

Dali 2
- ☐ 05.3550.40.DA
- ■ 05.3550.14.DA

1-10V
- ☐ 05.3550.40.1V
- ■ 05.3550.14.1V

Casambi
- ☐ 05.3550.40.CB
- ■ 05.3550.14.CB

15° SPOT

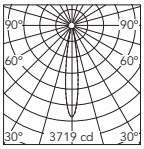

Luminous flux luminaire 398 lm (EXTREME CUT OFF)

Beam Angle: 15°

h(m)	E(lx)	D(m)
1	3719	0.27
2	930	0.54
3	413	0.81
4	232	1.08
5	149	1.35

Optic Spot - 3000K

On board dimmer
- ☐ 05.3551.40
- ■ 05.3551.14

Dali 2
- ☐ 05.3551.40.DA
- ■ 05.3551.14.DA

1-10V
- ☐ 05.3551.40.1V
- ■ 05.3551.14.1V

Casambi
- ☐ 05.3551.40.CB
- ■ 05.3551.14.CB

15° SPOT

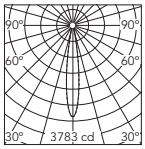

Luminous flux luminaire 405 lm (EXTREME CUT OFF)

Beam Angle: 15°

h(m)	E(lx)	D(m)
1	3783	0.27
2	946	0.54
3	420	0.81
4	236	1.08
5	151	1.35

Optic Medium - 2700K

On board dimmer
- ☐ 05.3552.40
- ■ 05.3552.14

Dali 2
- ☐ 05.3552.40.DA
- ■ 05.3552.14.DA

1-10V
- ☐ 05.3552.40.1V
- ■ 05.3552.14.1V

Casambi
- ☐ 05.3552.40.CB
- ■ 05.3552.14.CB

20° MEDIUM

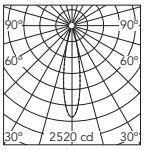

Luminous flux luminaire 424 lm (EXTREME CUT OFF)

Beam Angle: 20°

h(m)	E(lx)	D(m)
1	2520	0.36
2	630	0.72
3	280	1.08
4	158	1.44
5	101	1.80

Optic Medium - 3000K

On board dimmer
- ☐ 05.3553.40
- ■ 05.3553.14

Dali 2
- ☐ 05.3553.40.DA
- ■ 05.3553.14.DA

1-10V
- ☐ 05.3553.40.1V
- ■ 05.3553.14.1V

Casambi
- ☐ 05.3553.40.CB
- ■ 05.3553.14.CB

20° MEDIUM

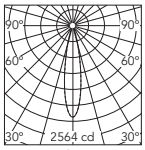

Luminous flux luminaire 431 lm (EXTREME CUT OFF)

Beam Angle: 20°

h(m)	E(lx)	D(m)
1	2564	0.36
2	641	0.72
3	285	1.08
4	160	1.44
5	103	1.80

Optic Flood - 2700K

On board dimmer
- ☐ 05.3554.40
- ■ 05.3554.14

Dali 2
- ☐ 05.3554.40.DA
- ■ 05.3554.14.DA

1-10V
- ☐ 05.3554.40.1V
- ■ 05.3554.14.1V

Casambi
- ☐ 05.3554.40.CB
- ■ 05.3554.14.CB

32° FLOOD

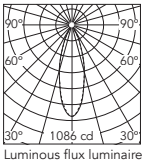

Luminous flux luminaire 391 lm (EXTREME CUT OFF)

Beam Angle: 32°

h(m)	E(lx)	D(m)
1	1086	0.58
2	271	1.15
3	121	1.73
4	68	2.30
5	43	2.88

Optic Flood - 3000K

On board dimmer
- ☐ 05.3555.40
- ■ 05.3555.14

Dali 2
- ☐ 05.3555.40.DA
- ■ 05.3555.14.DA

1-10V
- ☐ 05.3555.40.1V
- ■ 05.3555.14.1V

Casambi
- ☐ 05.3555.40.CB
- ■ 05.3555.14.CB

32° FLOOD

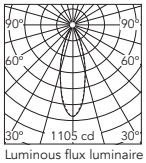

Luminous flux luminaire 397 lm (EXTREME CUT OFF)

Beam Angle: 32°

h(m)	E(lx)	D(m)
1	1105	0.58
2	276	1.15
3	123	1.73
4	69	2.30
5	44	2.88

Accessori / Accessories

Dispositivo intelligente multifunzione. Triplice funzionalità 3x1: ripetitore di segnale Casambi, sensore per l'illuminazione d'ambiente e rilevatore di presencia. FLOS Control® by Casambi.

Multifunction Smart Device. Triple functionality 3x1: Casambi signal repeater, light sensor and presence detector. FLOS Control® by Casambi.

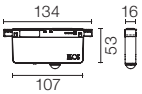

06.1988.40
06.1988.14

Multifunction Smart Device. Triple Functionality 3x1

Repeater

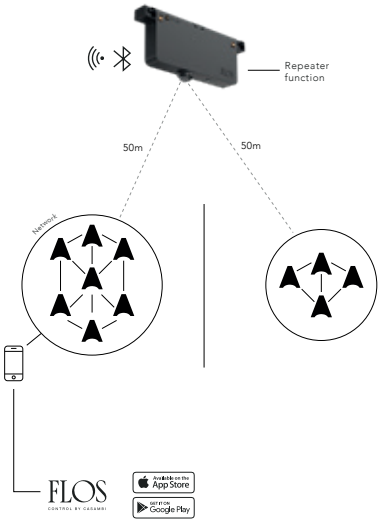

Daylight Sensor

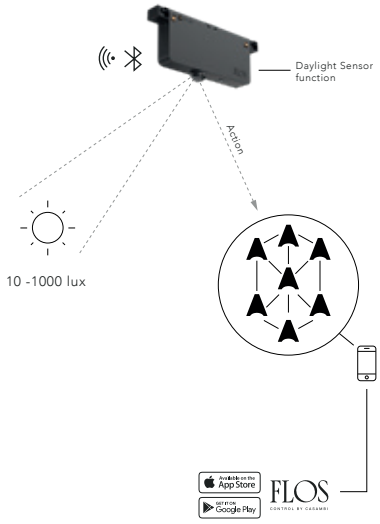

Presence Sensor

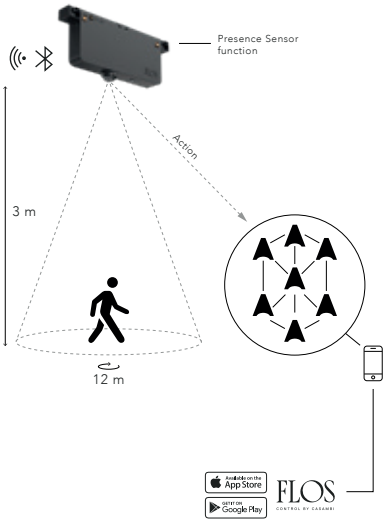

▲ Casambi object

NEW

ZERO TRACK PRO

DESIGNED BY FLOS ARCHITECTURAL

SURFACE



Surface Profiles

- Bianco White
- Nero Black
- Rame Spazzolato Brushed Copper
- Acciaio Spazzolato Brushed Steel
- Bronzo Spazzolato Brushed Bronze

NEW

Descrizione
Zero Track Pro si distingue per la facilità di installazione a superficie, le dimensioni ridotte al minimo e la sua estetica minimalista: una volta integrato nello spazio, l'occhio non distingue se la linea del profilo si trova in superficie o se, invece, ad incasso soffitto/parete.
Le sue ridotte dimensioni accolgono, inoltre, la tecnologia per il controllo della regolazione con protocolli che consentono una gestione professionale degli apparecchi mediante piste di dati o in modalità wireless (sia in modalità broadcast sia singolarmente, punto a punto).

Sistema di controllo
Il sistema può essere alimentato tramite fonte di alimentazione remota o Power Supply Drivers a superficie, disponibili come accessori.
L'integrazione dei binari e degli elementi elettrici nel profilo consente a questa versione Pro di disporre di sistemi di controllo professionali in grado di gestire gli apparecchi singolarmente, punto a punto. Pertanto, Zero Track Pro offre protocolli di controllo DALI e Casambi e in modalità broadcast 1-10V (Consultare i protocolli disponibili per ciascun apparecchio).
Per la gestione tramite Casambi è necessaria l'applicazione FLOS Control® per dispositivi mobili (disponibile per il download su Apple Store e Google Play). Su tutti gli apparecchi è disponibile un'opzione elettronica Casambi integrata, tranne che per Light Shadow Spot, Magic Stick e Light Stripes.
Il connettore di alimentazione iniziale (live end feed) dispone di uno spazio per l'ingresso dei cavi sia dalla parte superiore sia dal retro. Gli altri elementi da alimentare (feed) dispongono di uno spazio per l'ingresso dei cavi solamente nella parte superiore.

Informazioni aggiuntive
Zero Track Pro viene alimentata con una tensione di 24Vdc ed è limitata a una corrente massima di 8A e a una potenza massima del sistema di 192W. Inoltre, è limitata a un massimo di 10 metri e 10 interconnessioni.
Per la regolazione 1-10V è necessario un sistema di controllo attivo (SOURCE) e il collegamento diretto del bus dati di controllo al profilo. Si potranno collegare al massimo 25 apparecchi allo stesso controllo (ogni apparecchio richiede al massimo 2 mA). Per trasformare sistemi di controllo passivi (SINK) in attivi (SOURCE), è necessaria una "*Control Dimming Box*" ubicata tra l'unità di controllo e il binario. Si raccomanda l'utilizzo della "*Control Dimming Box*" raccomandata da Flos.

Prima di effettuare l'ordine, si consiglia di informarsi per bene sulle caratteristiche del prodotto che non sono state incluse in questo catalogo e che possono essere determinanti per il suo progetto di installazione, consultando la pagina web di Flos per professionisti, la scheda tecnica del prodotto e le istruzioni per la sua installazione e montaggio.

Conformità alle Normative e Marchi di Qualità
Apparecchio conforme alla Normativa Tecnica Europea EN60598-1 e Parti 2

Description
Zero Track Pro stands out with its ease of installation on surfaces, as well as with its minimized dimensions and minimalist aesthetics where, once integrated into the space, the eye cannot tell whether the line of the profile is on the surface or recessed into the ceiling/wall instead.
Its reduced dimensions also hold the technology to control adjustment with protocols that allow professional management of appliances through data paths or wirelessly (either in broadcast mode or individually, point to point).

Control system
The system can be powered through a remote power supply or Power Supply Drivers on the surface, available as accessories.
The integration of the tracks and electrical components into the profile allows the Pro version to have professional control systems that can manage appliances individually, point to point. Zero Track Pro therefore offers DALI and Casambi control protocols and in broadcast mode 1-10V (See the protocols available for each appliance).
To manage appliances through Casambi, you need the FLOS Control® mobile app (available to download from Apple Store and Google Play). There is an integrated Casambi electronics option on all appliances, except for Light Shadow Spot, Magic Stick and Light Stripes.
The initial power connector (live end feed) has space for cables either from the top or the back. The other elements that need power (feed) only have space for cables on the top.

Additional information
Zero Track Pro is supplied with a voltage of 24 VDC and is limited to a maximum current of 8A and to a maximum system power of 192W. It is also limited to a maximum of 10 metres and 10 interconnections.
For a 1-10V setting, you need an active control system (SOURCE) and a direct connection for the data control bus to the profile. You can connect a maximum of 25 appliances to the same control (each appliance requires a maximum of 2 mA). To transform passive control systems (SINK) into active systems (SOURCE), you need a "*Control Dimming Box*" located between the control unit and the track. It is best to use the "*Control Dimming Box*" recommended by Flos.

Before placing your order, please consult the product details also on the Flos professional website, in its technical data sheet and in the installation and assembly instructions to find all the information that may not be included in this catalogue or that could be relevant to your specific project or installation.

Regulatory Compliance and Quality Labels
Appliance compliant with the European Technical Regulation EN60598-1 and Part 2

FLOS
CONTROL BY CASAMBI

Available on the App Store

GET IT ON Google Play

NEW

ZERO TRACK PRO

LIGHT MODULES

LIGHT STRIPE 600

LIGHT SOURCE
TOP LED
7W
555 lm
2700K/CRI 90
582 lm
3000K/CRI 90

LIGHT STRIPE 900

LIGHT SOURCE
TOP LED
10W
1111 lm
2700K/CRI 90
1166 lm
3000K/CRI 90

LIGHT STRIPE 1200

LIGHT SOURCE
TOP LED
13,5W
1667 lm
2700K/CRI 90
1750 lm
3000K/CRI 90

MAGIC STICK

LIGHT SOURCE
Power LED
10,5W
1200 lm
2700K/CRI 90
1200 lm
3000K/CRI 90

MAGIC STICK ASYMMETRIC

LIGHT SOURCE
Power LED
12W
1450 lm
2700K/CRI 90
1490 lm
3000K/CRI 90

FIND ME 0

LIGHT SOURCE
POWER LED
3,5W
276 lm
2700K/CRI 90
302 lm
3000K/CRI 90

FIND ME 1

LIGHT SOURCE
POWER LED
5,5W
432 lm
2700K/CRI 90
446 lm
3000K/CRI 90

FIND ME 2

LIGHT SOURCE
POWER LED
10,5W
724 lm
2700K/CRI 90
781 lm
3000K/CRI 90

FIND ME 1 SUSPENSION

LIGHT SOURCE
POWER LED
5,5W
432 lm
2700K/CRI 90
446 lm
3000K/CRI 90

LIGHT SHADOW SPOT 30

LIGHT SOURCE
POWER LED
4,7W
257 lm
2700K/CRI 90
263 lm
3000K/CRI 90

LIGHT SHADOW SPOT 45

LIGHT SOURCE
LED ARRAY
11W
799 lm
2700K/CRI 90
844 lm
3000K/CRI 90

ATOM 90

LIGHT SOURCE
POWER LED
5,5W
432 lm
2700K/CRI 90
446 lm
3000K/CRI 90

ATOM 120

LIGHT SOURCE
POWER LED
8W
600 lm
2700K/CRI 90
648 lm
3000K/CRI 90

ATOM 200

LIGHT SOURCE
TOP LED
10,5W
1005 lm
2700K/CRI 90
1080 lm
3000K/CRI 90

NEW

Magic Stick

40 Bianco
40 White

14 Nero
14 Black

EQ Rame Spazzolato
EQ Brushed Copper

ER Acciaio Spazzolato
ER Brushed Steel

ES Bronzo Spazzolato
ES Brushed Bronze

Light Shadow Spot

40 Bianco
40 White

14 Nero
14 Black

EQ Rame Spazzolato
EQ Brushed Copper

ER Acciaio Spazzolato
ER Brushed Steel

ES Bronzo Spazzolato
ES Brushed Bronze

Find Me

40 Bianco
40 White

14 Nero
14 Black

EQ Rame Spazzolato
EQ Brushed Copper

ER Acciaio Spazzolato
ER Brushed Steel

ES Bronzo Spazzolato
ES Brushed Bronze

Atom

40 Bianco
40 White

14 Nero
14 Black

EQ Rame Spazzolato
EQ Brushed Copper

ER Acciaio Spazzolato
ER Brushed Steel

ES Bronzo Spazzolato
ES Brushed Bronze

Light Stripe

14 Nero
14 Black

Accessories & Adapters

40 Bianco
40 White

14 Nero
14 Black

EQ Rame Spazzolato
EQ Brushed Copper

ER Acciaio Spazzolato
ER Brushed Steel

ES Bronzo Spazzolato
ES Brushed Bronze

NEW

HOW TO ORDER

1 CHOOSE YOUR PROFILE AND LENGTH

SURFACE PROFILE

Non Dimmable / Dim

L: 1 / 2 / 3 m

2 COMPLETE WITH MOUNTING ACCESSORIES

Live End Feed

Non Dimmable / Dim

Blind End

Staight Connector

Linear Connector Feed

Non Dimmable / Dim

Inner Corner

90° Corner Feed

Non Dimmable / Dim

X Connector Feed

Non Dimmable / Dim

T Connector Feed

Non Dimmable / Dim

Track Cover

NEW

3 SELECT POWER SUPPLY AND CONTROL OPTION

Remote Installation Driver

60W - 220/240V

120W - 220/240V

200W - 100/240V

Surface Installation Driver

Power Supply
Surface End

100W - 220/240V

or

Power Supply
Surface Middle

100W - 220/240V

4 SELECT A LIGHT MODULE AND CONTROL OPTION

No DIM / DALI / 1-10V

Light Stripe 600 / 900 / 1200

General Lighting

Magic Stick
Magic Stick Asymmetric

General Lighting

Light Shadow Spot 30 / 45

S/M/F/WF

No DIM / DALI / 1-10V / Casambi

Find Me 0 / 1 / 2

S/M/F

Find Me Suspension

S/M

Atom 90 / 120

S/M

Atom 200

General Lighting

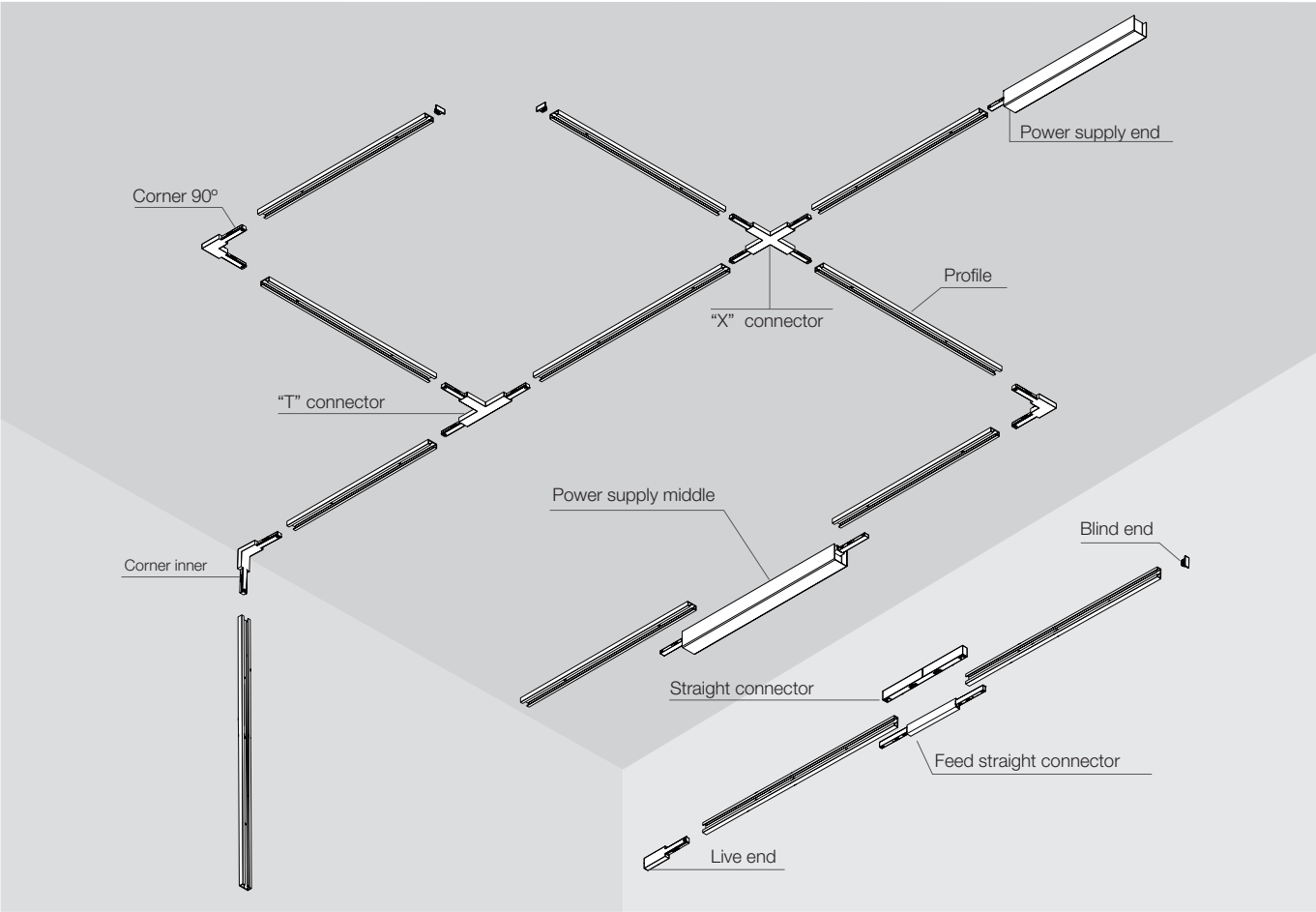

Profili

Profilo elettromeccanico (24 V CC) da interno, lunghezze da 1 a 3 m, per l'installazione su superficie (soffitto o parete) con fissaggio mediante viti e tasselli specifici forniti con il profilo stesso. È necessario ordinare separatamente il connettore di alimentazione, i connettori intermedi e i coperchi. Sono disponibili giunti meccanici di alimentazione a forma di L, T e X, alla stessa quota. Dispone anche di un connettore elettrico lineare per unire due segmenti del binario sulla stessa quota e di un connettore elettromeccanico ad angolo di 90° per unire i segmenti del profilo su quote distinte (soffitto-parete e parete-parete all'interno). Sono disponibili anche coperchi estetici opzionali per nascondere l'interno vuoto del profilo.

Profiles

Interior electromechanical profile (24Vdc) from 1 to 3m long for wall or ceiling installation, fastened with special screws and plugs provided with the profile. Request power connectors, intermediate connectors and covers separately. Feed unit joints available in the form of L, T and X in the same plane. It also has a linear electric connector for joining two track sections in the same plane and a 90° electromechanical connector for joining profile sections in different planes (interior wall-wall, ceiling-wall). Aesthetic covers for the inner profile gap available as an option.

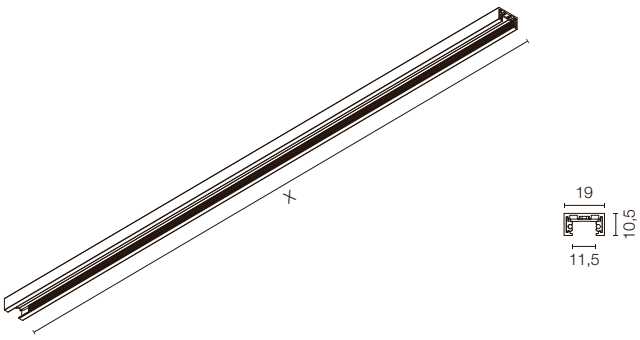

L: 1 m / 2 m / 3 m

Dimmable	Non Dimmable
L: 1000 mm	L: 1000 mm
06.2600.40	06.2603.40
06.2600.14	06.2603.14
06.2600.EQ	06.2603.EQ
06.2600.ER	06.2603.ER
06.2600.ES	06.2603.ES
L: 2000 mm	L: 2000 mm
06.2601.40	06.2604.40
06.2601.14	06.2604.14
06.2601.EQ	06.2604.EQ
06.2601.ER	06.2604.ER
06.2601.ES	06.2604.ES
L: 3000 mm	L: 3000 mm
06.2602.40	06.2605.40
06.2602.14	06.2605.14

NEW

Connettore di alimentazione iniziale
Unità di alimentazione per fonte di alimentazione remota. È possibile inserire il cavo di alimentazione sia dalla parte posteriore sia da quella laterale.

Live End Feed
Feed unit for remote power supply unit. Power cable inserting is possible both from the Rear and the side.

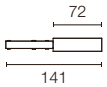

Dimmable
- 06.2606.40
- 06.2606.14
- 06.2606.EQ
- 06.2606.ER
- 06.2606.ES

Non Dimmable
- 06.2613.40
- 06.2613.14
- 06.2613.EQ
- 06.2613.ER
- 06.2613.ES

Connettore di alimentazione lineare
Connettore di alimentazione intermedio. Ingresso del cavo di alimentazione dalla parte posteriore.

Linear Connector Feed
Feed intermediate connector. Rear feeding cable entry.

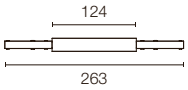

Dimmable
- 06.2607.40
- 06.2607.14
- 06.2607.EQ
- 06.2607.ER
- 06.2607.ES

Non Dimmable
- 06.2621.40
- 06.2621.14
- 06.2621.EQ
- 06.2621.ER
- 06.2621.ES

Connettore dritto
Connettore intermedio senza ingresso di alimentazione.

Straight Connector
Intermediate connector with no feed entry.

- 06.2608.40
- 06.2608.14

Alimentazione ad angolo di 90°
Angolo piano a 90°. Possibilità di alimentazione. Con spazio posteriore per il collegamento dell'alimentazione. Ingresso del cavo di alimentazione dalla parte posteriore.

90° Corner Feed
90° flat corner. Can be powered. It has a rear space for the supply connection. Rear feeding cable entry.

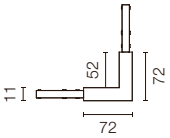

Dimmable
- 06.2609.40
- 06.2609.14
- 06.2609.EQ
- 06.2609.ER
- 06.2609.ES

Non Dimmable
- 06.2614.40
- 06.2614.14
- 06.2614.EQ
- 06.2614.ER
- 06.2614.ES

Angolo interno
Angolo interno soffitto/parete - parete/parete. Ingresso del cavo di alimentazione dalla parte posteriore.

Inner Corner
Ceiling/wall - wall/wall inner corner. Rear feeding cable entry.

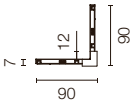

- 06.2610.40
- 06.2610.14

HOW TO INSTALL ZERO TRACK PRO

Esempi di installazione. Validi per: Feed Elements[A], Connectors[A], Inner Corner[A], Power Supply Boxes[A], Blind End[B] e Track Covers[C].

Installation Examples. Valid for: Feed Elements[A], Connectors[A], Inner Corner[A], Power Supply Boxes[A], Blind End[B] and Track Covers[C].

A

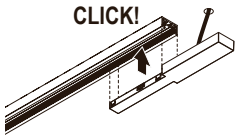

A

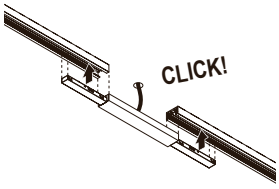

B

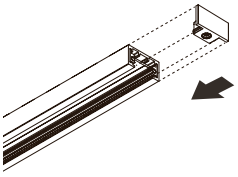

C

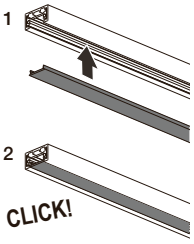

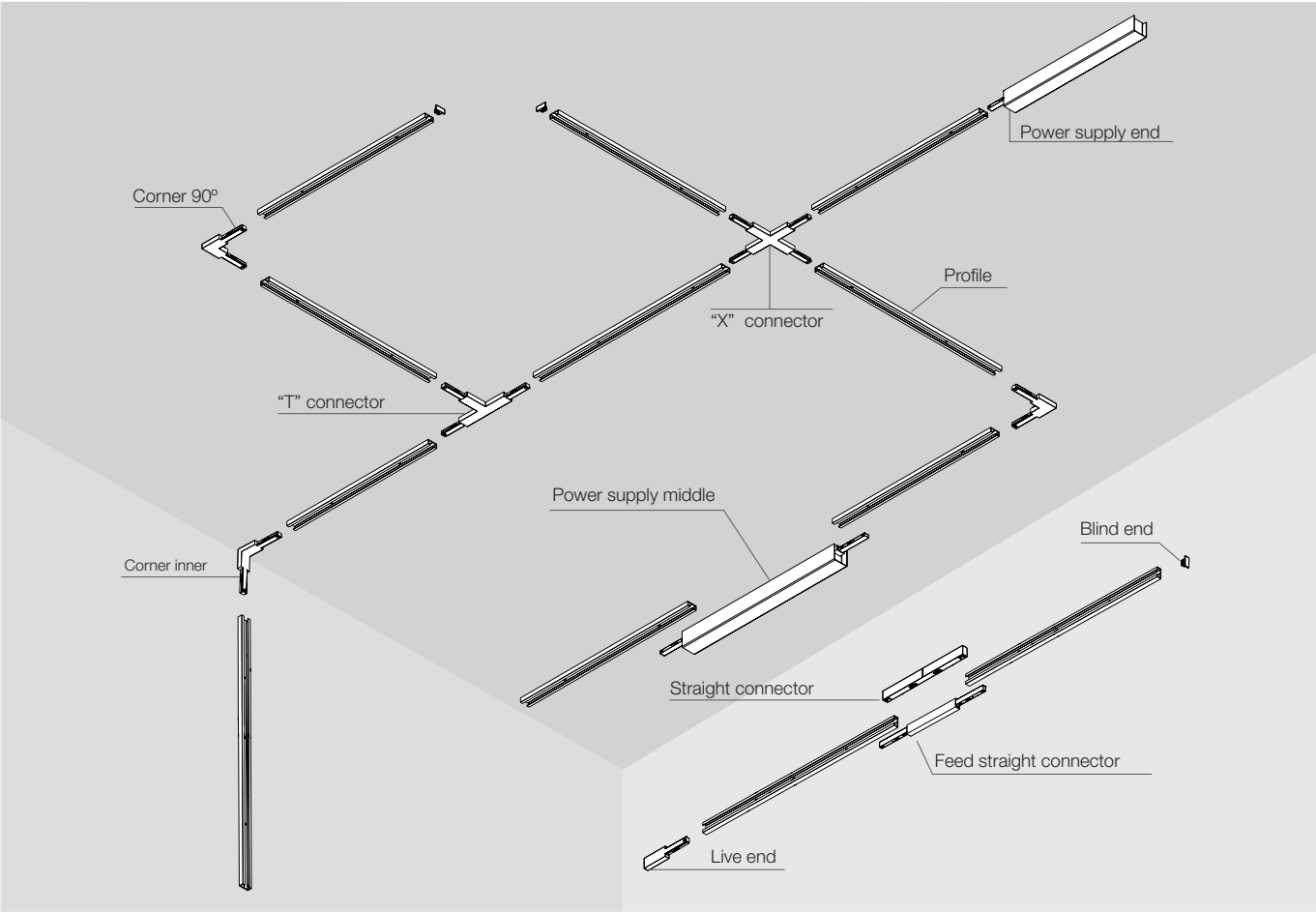

Profili

Profilo elettromeccanico (24 V CC) da interno, lunghezze da 1 a 3 m, per l'installazione su superficie (soffitto o parete) con fissaggio mediante viti e tasselli specifici forniti con il profilo stesso. È necessario ordinare separatamente il connettore di alimentazione, i connettori intermedi e i coperchi. Sono disponibili giunti meccanici di alimentazione a forma di L, T e X, alla stessa quota. Dispone anche di un connettore elettrico lineare per unire due segmenti del binario sulla stessa quota e di un connettore elettromeccanico ad angolo di 90° per unire i segmenti del profilo su quote distinte (soffitto-parete e parete-parete all'interno). Sono disponibili anche coperchi estetici opzionali per nascondere l'interno vuoto del profilo.

Profiles

Interior electromechanical profile (24Vdc) from 1 to 3m long for wall or ceiling installation, fastened with special screws and plugs provided with the profile. Request power connectors, intermediate connectors and covers separately. Feed unit joints available in the form of L, T and X in the same plane. It also has a linear electric connector for joining two track sections in the same plane and a 90° electromechanical connector for joining profile sections in different planes (interior wall-wall, ceiling-wall). Aesthetic covers for the inner profile gap available as an option.

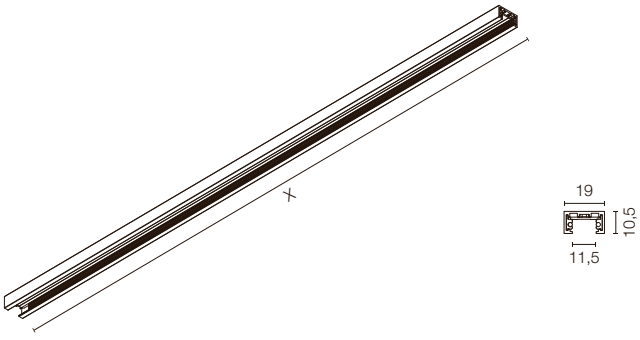

L: 1 m / 2 m / 3 m

Dimmable	Non Dimmable
L: 1000 mm	L: 1000 mm
06.2600.40	06.2603.40
06.2600.14	06.2603.14
06.2600.EQ	06.2603.EQ
06.2600.ER	06.2603.ER
06.2600.ES	06.2603.ES
L: 2000 mm	L: 2000 mm
06.2601.40	06.2604.40
06.2601.14	06.2604.14
06.2601.EQ	06.2604.EQ
06.2601.ER	06.2604.ER
06.2601.ES	06.2604.ES
L: 3000 mm	L: 3000 mm
06.2602.40	06.2605.40
06.2602.14	06.2605.14

NEW

Connettore di alimentazione a forma di "T"
Connettore a forma di "T". Possibilità di alimentazione attraverso i collegamenti nella parte posteriore. Ingresso del cavo di alimentazione dalla parte posteriore.

T Connector Feed
T-shaped connector. Can be powered via connections on the back. Rear feeding cable entry.

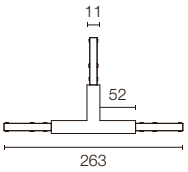

Dimmable
- 06.2611.40
- 06.2611.14
- 06.2611.EQ
- 06.2611.ER
- 06.2611.ES

Non Dimmable
- 06.2615.40
- 06.2615.14
- 06.2615.EQ
- 06.2615.ER
- 06.2615.ES

Connettore di alimentazione a forma di croce
Connettore a forma di croce. Possibilità di alimentazione attraverso i collegamenti nella parte posteriore. Ingresso del cavo di alimentazione dalla parte posteriore.

X Connector Feed
Cross-shaped connector. Can be powered via connections on the back. Rear feeding cable entry.

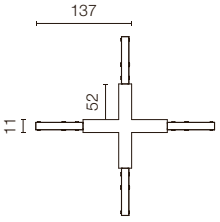

Dimmable
- 06.2612.40
- 06.2612.14
- 06.2612.EQ
- 06.2612.ER
- 06.2612.ES

Non Dimmable
- 06.2616.40
- 06.2616.14
- 06.2616.EQ
- 06.2616.ER
- 06.2616.ES

Chiusura estremità
Coperchio.

Blind End
End Cap.

- 06.2617.40
- 06.2617.14
- 06.2617.EQ
- 06.2617.ER
- 06.2617.ES

Coperchio binario
Coperchio estetico per nascondere l'interno del profilo. Disponibile solo in bianco e nero.

Track Cover
Attractive cover for the inside of the profile. Only available in black and white.

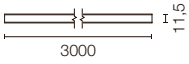

- 06.2618.40
- 06.2618.14

HOW TO INSTALL ZERO TRACK PRO

Esempi di installazione. Validi per: Feed Elements [A], Connectors [A], Inner Corner [A], Power Supply Boxes [A], Blind End [B] e Track Covers [C].

Installation Examples. Valid for: Feed Elements [A], Connectors [A], Inner Corner [A], Power Supply Boxes [A], Blind End [B] and Track Covers [C].

A

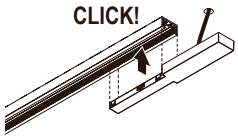

A

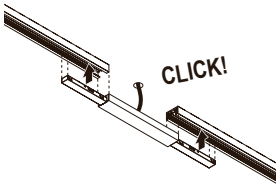

B

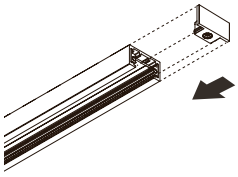

C

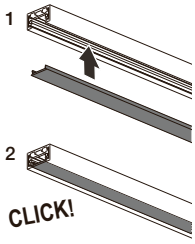

NEW

Find Me 0 Designed By Jorge Herrera

Light Source: Power LED 3,5W - 276 lm - 2700K/CRI 90 / 302 lm - 3000K/CRI 90

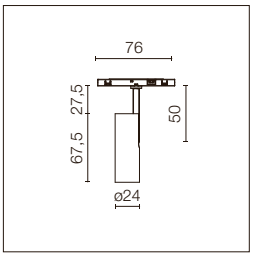

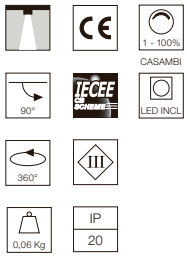

Modulo di illuminazione LED per proiezione da montare sul sistema Zero Track & Pro. Convertitore elettronico CC/CC integrato. Regolazione wireless singola con Casambi. Per la gestione tramite Casambi è necessaria l'applicazione FLOS Control® per dispositivi mobili (disponibile per il download su Apple Store e Google Play). Accessori inclusi (honeycomb e crocetta di schermatura).

LED projection lighting module for installation in the Zero Track Pro system. Electronic DC/DC converter incorporated. Individual wireless adjustment via Casambi. Casambi control implemented via the FLOS Control® app for mobile devices (available in the Apple Store and Google Play). Accessories included (honeycomb grid and protection bar).

Optic Spot - 2700K

Non Dimmable

- 05.5100.40
- 05.5100.14
- 05.5100.EQ
- 05.5100.ER
- 05.5100.ES

Casambi

- 05.5100.40.CB
- 05.5100.14.CB
- 05.5100.EQ.CB
- 05.5100.ER.CB
- 05.5100.ES.CB

15° SPOT

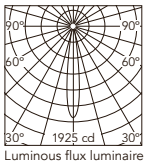

Luminous flux luminaire 169 lm

Beam Angle: 15°

h(m)	E(lx)	D(m)
1	1925	0.26
2	481	0.52
3	214	0.77
4	120	1.03
5	77	1.29

Optic Spot - 3000K

Non Dimmable

- 05.5105.40
- 05.5105.14
- 05.5105.EQ
- 05.5105.ER
- 05.5105.ES

Casambi

- 05.5105.40.CB
- 05.5105.14.CB
- 05.5105.EQ.CB
- 05.5105.ER.CB
- 05.5105.ES.CB

15° SPOT

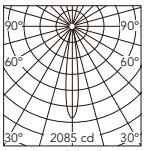

Luminous flux luminaire 183 lm

Beam Angle: 15°

h(m)	E(lx)	D(m)
1	2085	0.26
2	521	0.52
3	232	0.77
4	130	1.03
5	83	1.29

Optic Medium - 2700K

Non Dimmable

- 05.5101.40
- 05.5101.14
- 05.5101.EQ
- 05.5101.ER
- 05.5101.ES

Casambi

- 05.5101.40.CB
- 05.5101.14.CB
- 05.5101.EQ.CB
- 05.5101.ER.CB
- 05.5101.ES.CB

25° MEDIUM

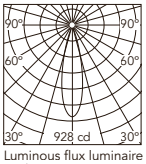

Luminous flux luminaire 179 lm

Beam Angle: 25°

h(m)	E(lx)	D(m)
1	928	0.45
2	232	0.89
3	103	1.34
4	58	1.79
5	37	2.23

Optic Medium - 3000K

Non Dimmable

- 05.5106.40
- 05.5106.14
- 05.5106.EQ
- 05.5106.ER
- 05.5106.ES

Casambi

- 05.5106.40.CB
- 05.5106.14.CB
- 05.5106.EQ.CB
- 05.5106.ER.CB
- 05.5106.ES.CB

25° MEDIUM

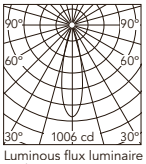

Luminous flux luminaire 194 lm

Beam Angle: 25°

h(m)	E(lx)	D(m)
1	1006	0.45
2	251	0.89
3	112	1.34
4	63	1.79
5	40	2.23

Il sistema di controllo con apparecchi in versione Casambi si regola direttamente via bluetooth tramite la applicazione FLOS Control® powered by CASAMBI.
The control system with the Casambi version of light fixtures is directly and individually regulated wirelessly using the application FLOS Control® powered by Casambi.

NEW

Find Me 0 Designed By Jorge Herrera

Light Source: Power LED 3,5W - 276 lm - 2700K/CRI 90 / 302 lm - 3000K/CRI 90

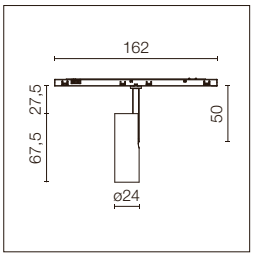

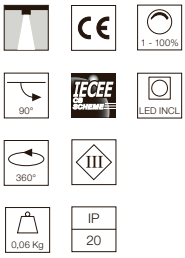

Modulo di illuminazione LED per proiezione da montare sul sistema Zero Track & Pro. Convertitore elettronico CC/CC integrato. Regolazione wireless singola con protocollo DALI e modalità broadcast 1-10V. Accessori inclusi (honeycomb e crocetta di schermatura).

LED projection lighting module for installation in the Zero Track Pro system. Electronic DC/DC converter incorporated. Individual control via DALI protocol and broadcast mode via 1-10V. Accessories included (honeycomb grid and protection bar).

Optic Spot - 2700K

Dali

- 05.5100.40.DA
- 05.5100.14.DA
- 05.5100.EQ.DA
- 05.5100.ER.DA
- 05.5100.ES.DA

1-10V

- 05.5100.40.1V
- 05.5100.14.1V
- 05.5100.EQ.1V
- 05.5100.ER.1V
- 05.5100.ES.1V

15° SPOT

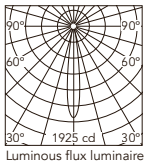

Luminous flux luminaire 169 lm

Beam Angle: 15°

h(m)	E(lx)	D(m)
1	1925	0.26
2	481	0.52
3	214	0.77
4	120	1.03
5	77	1.29

Optic Spot - 3000K

Dali

- 05.5105.40.DA
- 05.5105.14.DA
- 05.5105.EQ.DA
- 05.5105.ER.DA
- 05.5105.ES.DA

1-10V

- 05.5105.40.1V
- 05.5105.14.1V
- 05.5105.EQ.1V
- 05.5105.ER.1V
- 05.5105.ES.1V

15° SPOT

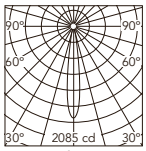

Luminous flux luminaire 183 lm

Beam Angle: 15°

h(m)	E(lx)	D(m)
1	2085	0.26
2	521	0.52
3	232	0.77
4	130	1.03
5	83	1.29

Optic Medium - 2700K

Dali

- 05.5101.40.DA
- 05.5101.14.DA
- 05.5101.EQ.DA
- 05.5101.ER.DA
- 05.5101.ES.DA

1-10V

- 05.5101.40.1V
- 05.5101.14.1V
- 05.5101.EQ.1V
- 05.5101.ER.1V
- 05.5101.ES.1V

25° MEDIUM

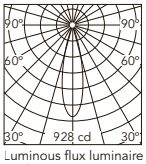

Luminous flux luminaire 179 lm

Beam Angle: 25°

h(m)	E(lx)	D(m)
1	928	0.45
2	232	0.89
3	103	1.34
4	58	1.79
5	37	2.23

Optic Medium - 3000K

Dali

- 05.5106.40.DA
- 05.5106.14.DA
- 05.5106.EQ.DA
- 05.5106.ER.DA
- 05.5106.ES.DA

1-10V

- 05.5106.40.1V
- 05.5106.14.1V
- 05.5106.EQ.1V
- 05.5106.ER.1V
- 05.5106.ES.1V

25° MEDIUM

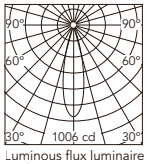

Luminous flux luminaire 194 lm

Beam Angle: 25°

h(m)	E(lx)	D(m)
1	1006	0.45
2	251	0.89
3	112	1.34
4	63	1.79
5	40	2.23

NEW

ZERO TRACK PRO — LIGHT MODULES

Find Me 1 Designed By Jorge Herrera

Light Source: Power LED 5,5W - 432 lm - 2700K/CRI 90 / 446 lm - 3000K/CRI 90

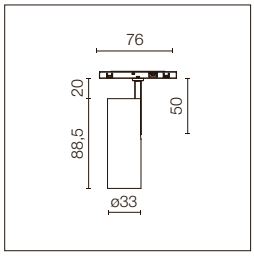

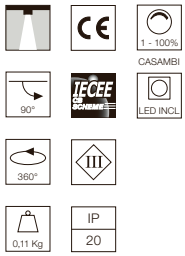

Modulo di illuminazione LED per proiezione da montare sul sistema Zero Track & Pro. Convertitore elettronico CC/CC integrato. Regolazione wireless singola con Casambi. Per la gestione tramite Casambi è necessaria l'applicazione FLOS Control® per dispositivi mobili (disponibile per il download su Apple Store e Google Play). Accessori inclusi (honeycomb e crocetta di schermatura).

LED projection lighting module for installation in the Zero Track Pro system. Electronic DC/DC converter incorporated. Individual wireless adjustment via Casambi. Casambi control implemented via the FLOS Control® app for mobile devices (available in the Apple Store and Google Play). Accessories included (honeycomb grid and protection bar).

Optic Spot - 2700K

Non Dimmable

- 05.5110.40
- 05.5110.14
- 05.5110.EQ
- 05.5110.ER
- 05.5110.ES

Casambi

- 05.5110.40.CB
- 05.5110.14.CB
- 05.5110.EQ.CB
- 05.5110.ER.CB
- 05.5110.ES.CB

14°
SPOT

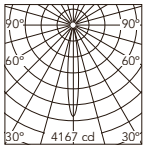

Luminous flux luminaire
309 lm

Beam Angle: 14°

h(m)	E(lx)	D(m)
1	4167	0.24
2	1042	0.48
3	463	0.72
4	260	0.95
5	167	1.19

Optic Spot - 3000K

Non Dimmable

- 05.5115.40
- 05.5115.14
- 05.5115.EQ
- 05.5115.ER
- 05.5115.ES

Casambi

- 05.5115.40.CB
- 05.5115.14.CB
- 05.5115.EQ.CB
- 05.5115.ER.CB
- 05.5115.ES.CB

14°
SPOT

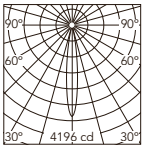

Luminous flux luminaire
314 lm

Beam Angle: 14°

h(m)	E(lx)	D(m)
1	4196	0.24
2	1049	0.49
3	466	0.73
4	262	0.97
5	168	1.21

Optic Medium - 2700K

Non Dimmable

- 05.5111.40
- 05.5111.14
- 05.5111.EQ
- 05.5111.ER
- 05.5111.ES

Casambi

- 05.5111.40.CB
- 05.5111.14.CB
- 05.5111.EQ.CB
- 05.5111.ER.CB
- 05.5111.ES.CB

20°
MEDIUM

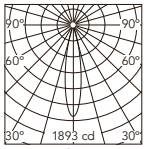

Luminous flux luminaire
284 lm

Beam Angle: 20°

h(m)	E(lx)	D(m)
1	1893	0.35
2	473	0.70
3	210	1.06
4	118	1.41
5	76	1.76

Optic Medium - 3000K

Non Dimmable

- 05.5116.40
- 05.5116.14
- 05.5116.EQ
- 05.5116.ER
- 05.5116.ES

Casambi

- 05.5116.40.CB
- 05.5116.14.CB
- 05.5116.EQ.CB
- 05.5116.ER.CB
- 05.5116.ES.CB

20°
MEDIUM

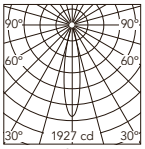

Luminous flux luminaire
289 lm

Beam Angle: 20°

h(m)	E(lx)	D(m)
1	1927	0.35
2	482	0.70
3	214	1.06
4	120	1.41
5	77	1.76

Il sistema di controllo con apparecchi in versione Casambi si regola direttamente via bluetooth tramite la applicazione FLOS Control® powered by CASAMBI.
The control system with the Casambi version of light fixtures is directly and individually regulated wirelessly using the application FLOS Control® powered by Casambi.

NEW

Find Me 1 Designed By Jorge Herrera

Light Source: Power LED 5,5W - 450 lm - 2700K/CRI 90 / 485 lm - 3000K/CRI 90

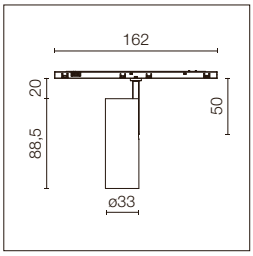

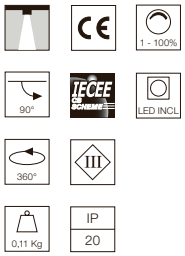

Modulo di illuminazione LED per proiezione da montare sul sistema Zero Track & Pro. Convertitore elettronico CC/CC integrato. Regolazione wireless singola con protocollo DALI e modalità broadcast 1-10V. Accessori inclusi (honeycomb e crocetta di schermatura).

LED projection lighting module for installation in the Zero Track Pro system. Electronic DC/DC converter incorporated. Individual control via DALI protocol and broadcast mode via 1-10V. Accessories included (honeycomb grid and protection bar).

Optic Spot - 2700K

Dali

- 05.5110.40.DA
- 05.5110.14.DA
- 05.5110.EQ.DA
- 05.5110.ER.DA
- 05.5110.ES.DA

1-10V

- 05.5110.40.1V
- 05.5110.14.1V
- 05.5110.EQ.1V
- 05.5110.ER.1V
- 05.5110.ES.1V

14° SPOT

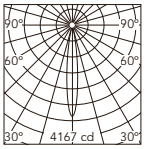

Luminous flux luminaire 309 lm

Beam Angle: 14°

h(m)	E(lx)	D(m)
1	4167	0.24
2	1042	0.48
3	463	0.72
4	260	0.95
5	167	1.19

Optic Spot - 3000K

Dali

- 05.5115.40.DA
- 05.5115.14.DA
- 05.5115.EQ.DA
- 05.5115.ER.DA
- 05.5115.ES.DA

1-10V

- 05.5115.40.1V
- 05.5115.14.1V
- 05.5115.EQ.1V
- 05.5115.ER.1V
- 05.5115.ES.1V

14° SPOT

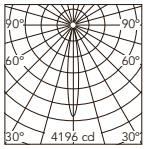

Luminous flux luminaire 314 lm

Beam Angle: 14°

h(m)	E(lx)	D(m)
1	4196	0.24
2	1049	0.49
3	466	0.73
4	262	0.97
5	168	1.21

Optic Medium - 2700K

Dali

- 05.5111.40.DA
- 05.5111.14.DA
- 05.5111.EQ.DA
- 05.5111.ER.DA
- 05.5111.ES.DA

1-10V

- 05.5111.40.1V
- 05.5111.14.1V
- 05.5111.EQ.1V
- 05.5111.ER.1V
- 05.5111.ES.1V

20° MEDIUM

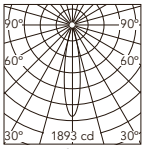

Luminous flux luminaire 284 lm

Beam Angle: 20°

h(m)	E(lx)	D(m)
1	1893	0.35
2	473	0.70
3	210	1.06
4	118	1.41
5	76	1.76

Optic Medium - 3000K

Dali

- 05.5116.40.DA
- 05.5116.14.DA
- 05.5116.EQ.DA
- 05.5116.ER.DA
- 05.5116.ES.DA

1-10V

- 05.5116.40.1V
- 05.5116.14.1V
- 05.5116.EQ.1V
- 05.5116.ER.1V
- 05.5116.ES.1V

20° MEDIUM

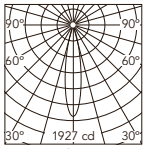

Luminous flux luminaire 289 lm

Beam Angle: 20°

h(m)	E(lx)	D(m)
1	1927	0.35
2	482	0.70
3	214	1.06
4	120	1.41
5	77	1.76

NEW

ZERO TRACK PRO — LIGHT MODULES

Find Me 2 Designed By Jorge Herrera

Light Source: Power LED 10,5W - 724 lm - 2700K/CRI90 / 781 lm - 3000K/CRI90

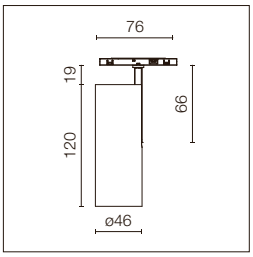

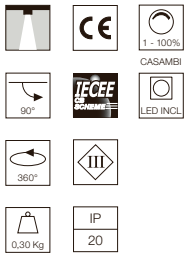

Modulo di illuminazione LED per proiezione da montare sul sistema Zero Track & Pro. Convertitore elettronico CC/CC integrato. Regolazione wireless singola con Casambi. Per la gestione tramite Casambi è necessaria l'applicazione FLOS Control® per dispositivi mobili (disponibile per il download su Apple Store e Google Play). Accessori inclusi (honeycomb e crocetta di schermatura).

LED projection lighting module for installation in the Zero Track Pro system. Electronic DC/DC converter incorporated. Individual wireless adjustment via Casambi. Casambi control implemented via the FLOS Control® app for mobile devices (available in the Apple Store and Google Play). Accessories included (honeycomb grid and protection bar).

Optic Spot - 2700K

Non Dimmable

- 05.5120.40
- 05.5120.14
- 05.5120.EQ
- 05.5120.ER
- 05.5120.ES

Casambi

- 05.5120.40.CB
- 05.5120.14.CB
- 05.5120.EQ.CB
- 05.5120.ER.CB
- 05.5120.ES.CB

10° SPOT

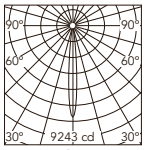

Luminous flux luminaire 479 lm

Beam Angle: 10°

h(m)	E(lx)	D(m)
1	9243	0.18
2	2311	0.35
3	1027	0.53
4	578	0.70
5	370	0.88

Optic Spot - 3000K

Non Dimmable

- 05.5125.40
- 05.5125.14
- 05.5125.EQ
- 05.5125.ER
- 05.5125.ES

Casambi

- 05.5125.40.CB
- 05.5125.14.CB
- 05.5125.EQ.CB
- 05.5125.ER.CB
- 05.5125.ES.CB

10° SPOT

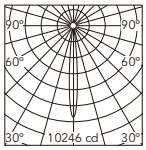

Luminous flux luminaire 531 lm

Beam Angle: 10°

h(m)	E(lx)	D(m)
1	10246	0.18
2	2562	0.35
3	1138	0.53
4	640	0.70
5	410	0.88

Optic Medium - 2700K

Non Dimmable

- 05.5121.40
- 05.5121.14
- 05.5121.EQ
- 05.5121.ER
- 05.5121.ES

Casambi

- 05.5121.40.CB
- 05.5121.14.CB
- 05.5121.EQ.CB
- 05.5121.ER.CB
- 05.5121.ES.CB

19° MEDIUM

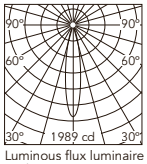

Luminous flux luminaire 441 lm

Beam Angle: 19°

h(m)	E(lx)	D(m)
1	1989	0.34
2	497	0.67
3	221	1.01
4	124	1.34
5	80	1.68

Optic Medium - 3000K

Non Dimmable

- 05.5126.40
- 05.5126.14
- 05.5126.EQ
- 05.5126.ER
- 05.5126.ES

Casambi

- 05.5126.40.CB
- 05.5126.14.CB
- 05.5126.EQ.CB
- 05.5126.ER.CB
- 05.5126.ES.CB

19° MEDIUM

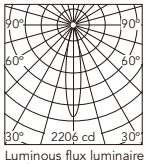

Luminous flux luminaire 489 lm

Beam Angle: 19°

h(m)	E(lx)	D(m)
1	2206	0.34
2	551	0.67
3	245	1.01
4	138	1.34
5	88	1.68

Optic Flood - 2700K

Non Dimmable

- 05.5122.40
- 05.5122.14
- 05.5122.EQ
- 05.5122.ER
- 05.5122.ES

Casambi

- 05.5122.40.CB
- 05.5122.14.CB
- 05.5122.EQ.CB
- 05.5122.ER.CB
- 05.5122.ES.CB

32° FLOOD

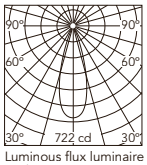

Luminous flux luminaire 364 lm

Beam Angle: 32°

h(m)	E(lx)	D(m)
1	722	0.57
2	180	1.15
3	80	1.72
4	45	2.29
5	29	2.87

Optic Flood - 3000K

Non Dimmable

- 05.5127.40
- 05.5127.14
- 05.5127.EQ
- 05.5127.ER
- 05.5127.ES

Casambi

- 05.5127.40.CB
- 05.5127.14.CB
- 05.5127.EQ.CB
- 05.5127.ER.CB
- 05.5127.ES.CB

32° FLOOD

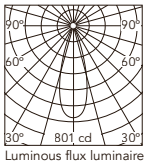

Luminous flux luminaire 404 lm

Beam Angle: 32°

h(m)	E(lx)	D(m)
1	801	0.57
2	200	1.15
3	89	1.72
4	50	2.29
5	32	2.87

Il sistema di controllo con apparecchi in versione Casambi si regola direttamente via bluetooth tramite la applicazione FLOS Control® powered by CASAMBI.
The control system with the Casambi version of light fixtures is directly and individually regulated wirelessly using the application FLOS Control® powered by Casambi.

NEW

Find Me 2 Designed By Jorge Herrera

Light Source: Power LED 10,5W - 724 lm - 2700K/CRI90 / 781 lm - 3000K/CRI90

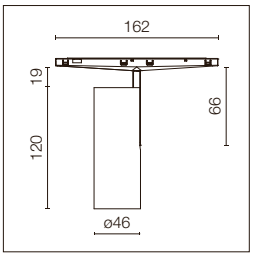

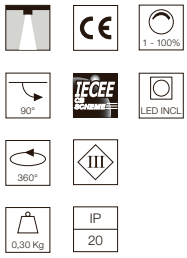

Modulo di illuminazione LED per proiezione da montare sul sistema Zero Track & Pro. Convertitore elettronico CC/CC integrato. Regolazione wireless singola con protocollo DALI e modalità broadcast 1-10V. Accessori inclusi (honeycomb e crocetta di schermatura).

LED projection lighting module for installation in the Zero Track Pro system. Electronic DC/DC converter incorporated. Individual control via DALI protocol and broadcast mode via 1-10V. Accessories included (honeycomb grid and protection bar).

Optic Spot - 2700K

Dali

- 05.5120.40.DA
- 05.5120.14.DA
- 05.5120.EQ.DA
- 05.5120.ER.DA
- 05.5120.ES.DA

1-10V

- 05.5120.40.1V
- 05.5120.14.1V
- 05.5120.EQ.1V
- 05.5120.ER.1V
- 05.5120.ES.1V

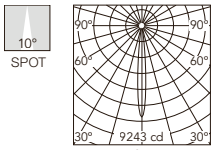

Luminous flux luminaire 479 lm

Beam Angle: 10°

h(m)	E(lx)	D(m)
1	9243	0.18
2	2311	0.35
3	1027	0.53
4	578	0.70
5	370	0.88

Optic Spot - 3000K

Dali

- 05.5125.40.DA
- 05.5125.14.DA
- 05.5125.EQ.DA
- 05.5125.ER.DA
- 05.5125.ES.DA

1-10V

- 05.5125.40.1V
- 05.5125.14.1V
- 05.5125.EQ.1V
- 05.5125.ER.1V
- 05.5125.ES.1V

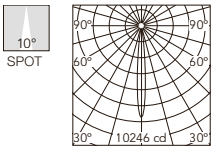

Luminous flux luminaire 531 lm

Beam Angle: 10°

h(m)	E(lx)	D(m)
1	10246	0.18
2	2562	0.35
3	1138	0.53
4	640	0.70
5	410	0.88

Optic Medium - 2700K

Dali

- 05.5121.40.DA
- 05.5121.14.DA
- 05.5121.EQ.DA
- 05.5121.ER.DA
- 05.5121.ES.DA

1-10V

- 05.5121.40.1V
- 05.5121.14.1V
- 05.5121.EQ.1V
- 05.5121.ER.1V
- 05.5121.ES.1V

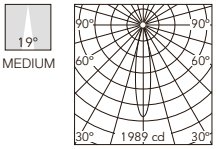

Luminous flux luminaire 441 lm

Beam Angle: 19°

h(m)	E(lx)	D(m)
1	1989	0.34
2	497	0.67
3	221	1.01
4	124	1.34
5	80	1.68

Optic Medium - 3000K

Dali

- 05.5126.40.DA
- 05.5126.14.DA
- 05.5126.EQ.DA
- 05.5126.ER.DA
- 05.5126.ES.DA

1-10V

- 05.5126.40.1V
- 05.5126.14.1V
- 05.5126.EQ.1V
- 05.5126.ER.1V
- 05.5126.ES.1V

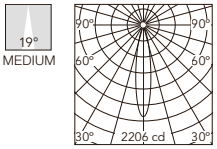

Luminous flux luminaire 489 lm

Beam Angle: 19°

h(m)	E(lx)	D(m)
1	2206	0.34
2	551	0.67
3	245	1.01
4	138	1.34
5	88	1.68

Optic Flood - 2700K

Dali

- 05.5122.40.DA
- 05.5122.14.DA
- 05.5122.EQ.DA
- 05.5122.ER.DA
- 05.5122.ES.DA

1-10V

- 05.5122.40.1V
- 05.5122.14.1V
- 05.5122.EQ.1V
- 05.5122.ER.1V
- 05.5122.ES.1V

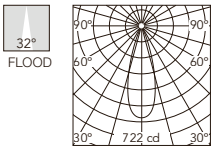

Luminous flux luminaire 364 lm

Beam Angle: 32°

h(m)	E(lx)	D(m)
1	722	0.57
2	180	1.15
3	80	1.72
4	45	2.29
5	29	2.87

Optic Flood - 3000K

Dali

- 05.5127.40.DA
- 05.5127.14.DA
- 05.5127.EQ.DA
- 05.5127.ER.DA
- 05.5127.ES.DA

1-10V

- 05.5127.40.1V
- 05.5127.14.1V
- 05.5127.EQ.1V
- 05.5127.ER.1V
- 05.5127.ES.1V

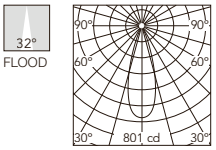

Luminous flux luminaire 404 lm

Beam Angle: 32°

h(m)	E(lx)	D(m)
1	801	0.57
2	200	1.15
3	89	1.72
4	50	2.29
5	32	2.87

NEW

ZERO TRACK PRO — LIGHT MODULES

Find Me 1 Suspension Designed By Jorge Herrera

Light Source: Power LED 5,5W - 432 lm - 2700K/CRI 90 / 446 lm - 3000K/CRI 90

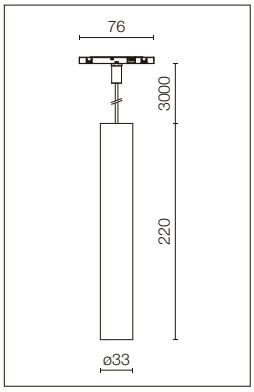

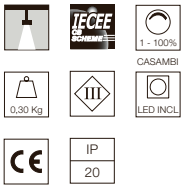

Modulo di illuminazione LED per proiezione da montare sul sistema Zero Track & Pro. Convertitore elettronico CC/CC integrato. Regolazione wireless singola con Casambi. Per la gestione tramite Casambi è necessaria l'applicazione FLOS Control® per dispositivi mobili (disponibile per il download su Apple Store e Google Play). Non è possibile l'installazione su binari verticali. Accessori inclusi (honeycomb e crocetta di schermatura).

LED projection lighting module for installation in the Zero Track Pro system. Electronic DC/DC converter incorporated. Individual wireless adjustment via Casambi. Casambi control implemented via the FLOS Control® app for mobile devices (available in the Apple Store and Google Play). Cannot be installed on vertical tracks. Accessories included (honeycomb grid and protection bar).

Optic Spot - 2700K

Non Dimmable

- 05.5130.40
- 05.5130.14
- 05.5130.EQ
- 05.5130.ER
- 05.5130.ES

Casambi

- 05.5130.40.CB
- 05.5130.14.CB
- 05.5130.EQ.CB
- 05.5130.ER.CB
- 05.5130.ES.CB

14° SPOT

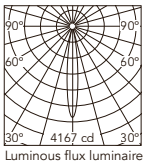

Luminous flux luminaire 309 lm

Beam Angle: 14°

h(m)	E(lx)	D(m)
1	4167	0.24
2	1042	0.48
3	463	0.72
4	260	0.95
5	167	1.19

Optic Spot - 3000K

Non Dimmable

- 05.5135.40
- 05.5135.14
- 05.5135.EQ
- 05.5135.ER
- 05.5135.ES

Casambi

- 05.5135.40.CB
- 05.5135.14.CB
- 05.5135.EQ.CB
- 05.5135.ER.CB
- 05.5135.ES.CB

14° SPOT

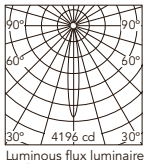

Luminous flux luminaire 314 lm

Beam Angle: 14°

h(m)	E(lx)	D(m)
1	4196	0.24
2	1049	0.49
3	466	0.73
4	262	0.97
5	168	1.21

Optic Medium - 2700K

Non Dimmable

- 05.5131.40
- 05.5131.14
- 05.5131.EQ
- 05.5131.ER
- 05.5131.ES

Casambi

- 05.5131.40.CB
- 05.5131.14.CB
- 05.5131.EQ.CB
- 05.5131.ER.CB
- 05.5131.ES.CB

20° MEDIUM

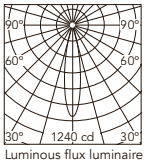

Luminous flux luminaire 186 lm

Beam Angle: 20°

h(m)	E(lx)	D(m)
1	1240	0.35
2	310	0.70
3	138	1.06
4	77	1.41
5	50	1.76

Optic Medium - 3000K

Non Dimmable

- 05.5136.40
- 05.5136.14
- 05.5136.EQ
- 05.5136.ER
- 05.5136.ES

Casambi

- 05.5136.40.CB
- 05.5136.14.CB
- 05.5136.EQ.CB
- 05.5136.ER.CB
- 05.5136.ES.CB

20° MEDIUM

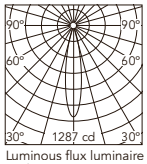

Luminous flux luminaire 193 lm

Beam Angle: 20°

h(m)	E(lx)	D(m)
1	1287	0.35
2	322	0.70
3	143	1.06
4	80	1.41
5	51	1.76

Il sistema di controllo con apparecchi in versione Casambi si regola direttamente via bluetooth tramite la applicazione FLOS Control® powered by CASAMBI.

The control system with the Casambi version of light fixtures is directly and individually regulated wirelessly using the application FLOS Control® powered by Casambi.

NEW

Find Me 1 Suspension Designed By Jorge Herrera

Light Source: Power LED 5,5W - 432 lm - 2700K/CRI 90 / 446 lm - 3000K/CRI 90

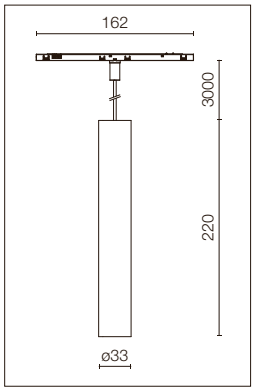

1 - 100%

0,30 Kg

LED INCL

IP 20

Modulo di illuminazione LED per proiezione da montare sul sistema Zero Track & Pro. Convertitore elettronico CC/CC integrato. Regolazione wireless singola con protocollo DALI e modalità broadcast 1-10V. Non è possibile l'installazione su binari verticali. Accessori inclusi (honeycomb e crocetta di schermatura).

LED projection lighting module for installation in the Zero Track Pro system. Electronic DC/DC converter incorporated. Individual control via DALI protocol and broadcast mode via 1-10V. Cannot be installed on vertical tracks. Accessories included (honeycomb grid and protection bar).

Optic Spot - 2700K

Dali

- 05.5130.40.DA
- 05.5130.14.DA
- 05.5130.EQ.DA
- 05.5130.ER.DA
- 05.5130.ES.DA

1-10V

- 05.5130.40.1V
- 05.5130.14.1V
- 05.5130.EQ.1V
- 05.5130.ER.1V
- 05.5130.ES.1V

14° SPOT

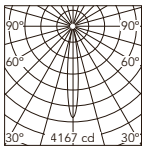

Luminous flux luminaire 309 lm

Beam Angle: 14°

h(m)	E(lx)	D(m)
1	4167	0.24
2	1042	0.48
3	463	0.72
4	260	0.95
5	167	1.19

Optic Spot - 3000K

Dali

- 05.5135.40.DA
- 05.5135.14.DA
- 05.5135.EQ.DA
- 05.5135.ER.DA
- 05.5135.ES.DA

1-10V

- 05.5135.40.1V
- 05.5135.14.1V
- 05.5135.EQ.1V
- 05.5135.ER.1V
- 05.5135.ES.1V

14° SPOT

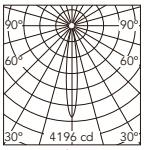

Luminous flux luminaire 314 lm

Beam Angle: 14°

h(m)	E(lx)	D(m)
1	4196	0.24
2	1049	0.49
3	466	0.73
4	262	0.97
5	168	1.21

Optic Medium - 2700K

Dali

- 05.5131.40.DA
- 05.5131.14.DA
- 05.5131.EQ.DA
- 05.5131.ER.DA
- 05.5131.ES.DA

1-10V

- 05.5131.40.1V
- 05.5131.14.1V
- 05.5131.EQ.1V
- 05.5131.ER.1V
- 05.5131.ES.1V

20° MEDIUM

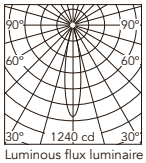

Luminous flux luminaire 186 lm

Beam Angle: 20°

h(m)	E(lx)	D(m)
1	1240	0.35
2	310	0.70
3	138	1.06
4	77	1.41
5	50	1.76

Optic Medium - 3000K

Dali

- 05.5136.40.DA
- 05.5136.14.DA
- 05.5136.EQ.DA
- 05.5136.ER.DA
- 05.5136.ES.DA

1-10V

- 05.5136.40.1V
- 05.5136.14.1V
- 05.5136.EQ.1V
- 05.5136.ER.1V
- 05.5136.ES.1V

20° MEDIUM

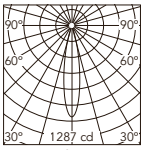

Luminous flux luminaire 193 lm

Beam Angle: 20°

h(m)	E(lx)	D(m)
1	1287	0.35
2	322	0.70
3	143	1.06
4	80	1.41
5	51	1.76

NEW

Light Shadow Spot 30

Light Source: Power LED 4,7W - 257 lm - 2700K/CRI 90 / 263 lm - 3000K/CRI 90

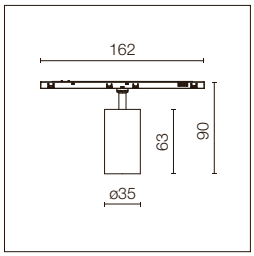

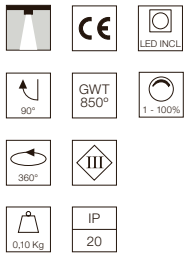

Modulo di illuminazione LED per proiezione da montare sul sistema Zero Track & Pro. Convertitore elettronico CC/CC integrato. Regolazione wireless singola con protocollo DALI e modalità broadcast 1-10V.

LED projection lighting module for installation in the Zero Track Pro system. Electronic DC/DC converter incorporated. Individual control via DALI protocol and broadcast mode via 1-10V.

Optic Spot - 2700K

Non Dimmable

- 05.5170.40
- 05.5170.14
- 05.5170.EQ
- 05.5170.ER
- 05.5170.ES

Dali

- 05.5170.40.DA
- 05.5170.14.DA
- 05.5170.EQ.DA
- 05.5170.ER.DA
- 05.5170.ES.DA

1-10V

- 05.5170.40.1V
- 05.5170.14.1V
- 05.5170.EQ.1V
- 05.5170.ER.1V
- 05.5170.ES.1V

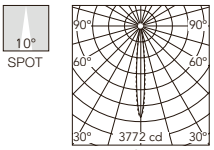

Luminous flux luminaire 209 lm

Beam Angle: 10°

h(m)	E(lx)	D(m)
1	3772	0.18
2	943	0.36
3	419	0.54
4	236	0.72
5	151	0.90

Optic Flood - 2700K

Non Dimmable

- 05.5172.40
- 05.5172.14
- 05.5172.EQ
- 05.5172.ER
- 05.5172.ES

Dali

- 05.5172.40.DA
- 05.5172.14.DA
- 05.5172.EQ.DA
- 05.5172.ER.DA
- 05.5172.ES.DA

1-10V

- 05.5172.40.1V
- 05.5172.14.1V
- 05.5172.EQ.1V
- 05.5172.ER.1V
- 05.5172.ES.1V

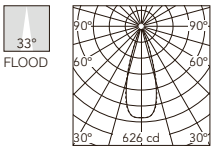

Luminous flux luminaire 200 lm

Beam Angle: 33°

h(m)	E(lx)	D(m)
1	625	0.60
2	156	1.19
3	69	1.79
4	39	2.39
5	25	2.99

Optic Medium - 2700K

Non Dimmable

- 05.5171.40
- 05.5171.14
- 05.5171.EQ
- 05.5171.ER
- 05.5171.ES

Dali

- 05.5171.40.DA
- 05.5171.14.DA
- 05.5171.EQ.DA
- 05.5171.ER.DA
- 05.5171.ES.DA

1-10V

- 05.5171.40.1V
- 05.5171.14.1V
- 05.5171.EQ.1V
- 05.5171.ER.1V
- 05.5171.ES.1V

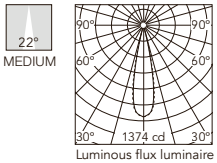

Luminous flux luminaire 201 lm

Beam Angle: 22°

h(m)	E(lx)	D(m)
1	1374	0.39
2	344	0.78
3	153	1.17
4	86	1.56
5	55	1.95

Optic Wide Flood - 2700K

Non Dimmable

- 05.5173.40
- 05.5173.14
- 05.5173.EQ
- 05.5173.ER
- 05.5173.ES

Dali

- 05.5173.40.DA
- 05.5173.14.DA
- 05.5173.EQ.DA
- 05.5173.ER.DA
- 05.5173.ES.DA

1-10V

- 05.5173.40.1V
- 05.5173.14.1V
- 05.5173.EQ.1V
- 05.5173.ER.1V
- 05.5173.ES.1V

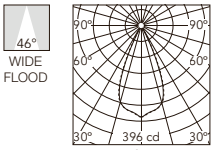

Luminous flux luminaire 209 lm

Beam Angle: 46°

h(m)	E(lx)	D(m)
1	396	0.84
2	99	1.69
3	44	2.53
4	25	3.38
5	16	4.22

NEW

Optic Spot - 3000K

Non Dimmable

- 05.5175.40
- 05.5175.14
- 05.5175.EQ
- 05.5175.ER
- 05.5175.ES

Dali

- 05.5175.40.DA
- 05.5175.14.DA
- 05.5175.EQ.DA
- 05.5175.ER.DA
- 05.5175.ES.DA

1-10V

- 05.5175.40.1V
- 05.5175.14.1V
- 05.5175.EQ.1V
- 05.5175.ER.1V
- 05.5175.ES.1V

10°
SPOT

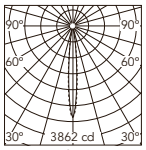

Luminous flux luminaire
214 lm

Beam Angle: 10°

h(m)	E(lx)	D(m)
1	3862	0.18
2	966	0.36
3	429	0.54
4	241	0.72
5	154	0.90

Optic Flood - 3000K

Non Dimmable

- 05.5177.40
- 05.5177.14
- 05.5177.EQ
- 05.5177.ER
- 05.5177.ES

Dali

- 05.5177.40.DA
- 05.5177.14.DA
- 05.5177.EQ.DA
- 05.5177.ER.DA
- 05.5177.ES.DA

1-10V

- 05.5177.40.1V
- 05.5177.14.1V
- 05.5177.EQ.1V
- 05.5177.ER.1V
- 05.5177.ES.1V

33°
FLOOD

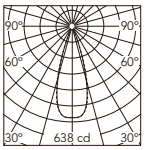

Luminous flux luminaire
204 lm

Beam Angle: 33°

h(m)	E(lx)	D(m)
1	638	0.60
2	159	1.19
3	71	1.79
4	40	2.39
5	26	2.99

Optic Medium - 3000K

Non Dimmable

- 05.5176.40
- 05.5176.14
- 05.5176.EQ
- 05.5176.ER
- 05.5176.ES

Dali

- 05.5176.40.DA
- 05.5176.14.DA
- 05.5176.EQ.DA
- 05.5176.ER.DA
- 05.5176.ES.DA

1-10V

- 05.5176.40.1V
- 05.5176.14.1V
- 05.5176.EQ.1V
- 05.5176.ER.1V
- 05.5176.ES.1V

22°
MEDIUM

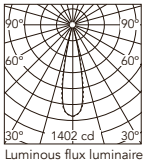

Luminous flux luminaire
205 lm

Beam Angle: 22°

h(m)	E(lx)	D(m)
1	1402	0.39
2	350	0.78
3	156	1.17
4	88	1.56
5	56	1.95

Optic Wide Flood - 3000K

Non Dimmable

- 05.5178.40
- 05.5178.14
- 05.5178.EQ
- 05.5178.ER
- 05.5178.ES

Dali

- 05.5178.40.DA
- 05.5178.14.DA
- 05.5178.EQ.DA
- 05.5178.ER.DA
- 05.5178.ES.DA

1-10V

- 05.5178.40.1V
- 05.5178.14.1V
- 05.5178.EQ.1V
- 05.5178.ER.1V
- 05.5178.ES.1V

46°
WIDE
FLOOD

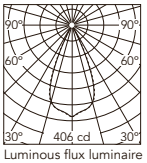

Luminous flux luminaire
214 lm

Beam Angle: 46°

h(m)	E(lx)	D(m)
1	406	0.84
2	101	1.69
3	45	2.53
4	25	3.38
5	16	4.22

Accessori / Accessories

Light Shadow Spot 30

Pannello nido d'ape	Honeycomb		08.0790.00
Filtro bicromatico CCT	Dichroic CCT Filter		Increase 2700K >> 3125±75K 3000K >> 3600±75K 08.0791.00
			Decrease 2700K >> 2450±75K 3000K >> 2700±75K 08.0792.00

Light Shadow Spot 45

Light Source: LED Array 11W - 799 lm - 2700K/CRI 90 / 844 lm - 3000K/CRI 90

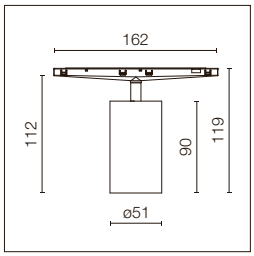

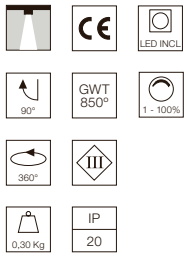

Modulo di illuminazione LED per proiezione da montare sul sistema Zero Track & Pro. Convertitore elettronico CC/CC integrato. Regolazione wireless singola con protocollo DALI e modalità broadcast 1-10V.

LED projection lighting module for installation in the Zero Track Pro system. Electronic DC/DC converter incorporated. Individual control via DALI protocol and broadcast mode via 1-10V.

Optic Spot - 2700K

Non Dimmable

- 05.5180.40
- 05.5180.14
- 05.5180.EQ
- 05.5180.ER
- 05.5180.ES

Dali

- 05.5180.40.DA
- 05.5180.14.DA
- 05.5180.EQ.DA
- 05.5180.ER.DA
- 05.5180.ES.DA

1-10V

- 05.5180.40.1V
- 05.5180.14.1V
- 05.5180.EQ.1V
- 05.5180.ER.1V
- 05.5180.ES.1V

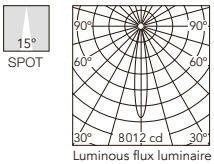

Luminous flux luminaire 650 lm

Beam Angle: 15°

h(m)	E(lx)	D(m)
1	8012	0.27
2	2003	0.54
3	890	0.80
4	501	1.07
5	320	1.34

Optic Flood - 2700K

Non Dimmable

- 05.5182.40
- 05.5182.14
- 05.5182.EQ
- 05.5182.ER
- 05.5182.ES

Dali

- 05.5182.40.DA
- 05.5182.14.DA
- 05.5182.EQ.DA
- 05.5182.ER.DA
- 05.5182.ES.DA

1-10V

- 05.5182.40.1V
- 05.5182.14.1V
- 05.5182.EQ.1V
- 05.5182.ER.1V
- 05.5182.ES.1V

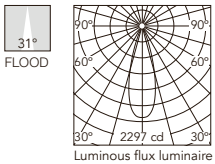

Luminous flux luminaire 646 lm

Beam Angle: 31°

h(m)	E(lx)	D(m)
1	2296	0.56
2	574	1.11
3	255	1.67
4	144	2.22
5	92	2.78

Optic Medium - 2700K

Non Dimmable

- 05.5181.40
- 05.5181.14
- 05.5181.EQ
- 05.5181.ER
- 05.5181.ES

Dali

- 05.5181.40.DA
- 05.5181.14.DA
- 05.5181.EQ.DA
- 05.5181.ER.DA
- 05.5181.ES.DA

1-10V

- 05.5181.40.1V
- 05.5181.14.1V
- 05.5181.EQ.1V
- 05.5181.ER.1V
- 05.5181.ES.1V

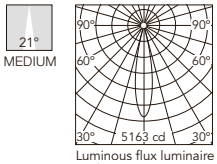

Luminous flux luminaire 645 lm

Beam Angle: 21°

h(m)	E(lx)	D(m)
1	5163	0.36
2	1291	0.73
3	574	1.09
4	323	1.46
5	207	1.82

NEW

Optic Spot - 3000K

Non Dimmable

- 05.5185.40
- 05.5185.14
- 05.5185.EQ
- 05.5185.ER
- 05.5185.ES

Dali

- 05.5185.40.DA
- 05.5185.14.DA
- 05.5185.EQ.DA
- 05.5185.ER.DA
- 05.5185.ES.DA

1-10V

- 05.5185.40.1V
- 05.5185.14.1V
- 05.5185.EQ.1V
- 05.5185.ER.1V
- 05.5185.ES.1V

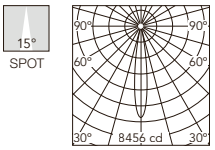

Luminous flux luminaire
686 lm

Beam Angle: 15°

h(m)	E(lx)	D(m)
1	8456	0.27
2	2114	0.54
3	940	0.80
4	528	1.07
5	338	1.34

Optic Flood - 3000K

Non Dimmable

- 05.5187.40
- 05.5187.14
- 05.5187.EQ
- 05.5187.ER
- 05.5187.ES

Dali

- 05.5187.40.DA
- 05.5187.14.DA
- 05.5187.EQ.DA
- 05.5187.ER.DA
- 05.5187.ES.DA

1-10V

- 05.5187.40.1V
- 05.5187.14.1V
- 05.5187.EQ.1V
- 05.5187.ER.1V
- 05.5187.ES.1V

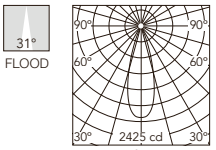

Luminous flux luminaire
682 lm

Beam Angle: 31°

h(m)	E(lx)	D(m)
1	2424	0.56
2	606	1.11
3	269	1.67
4	152	2.22
5	97	2.78

Optic Medium - 3000K

Non Dimmable

- 05.5186.40
- 05.5186.14
- 05.5186.EQ
- 05.5186.ER
- 05.5186.ES

Dali

- 05.5186.40.DA
- 05.5186.14.DA
- 05.5186.EQ.DA
- 05.5186.ER.DA
- 05.5186.ES.DA

1-10V

- 05.5186.40.1V
- 05.5186.14.1V
- 05.5186.EQ.1V
- 05.5186.ER.1V
- 05.5186.ES.1V

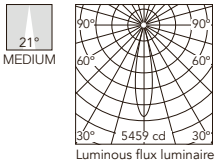

Luminous flux luminaire
682 lm

Beam Angle: 21°

h(m)	E(lx)	D(m)
1	5459	0.36
2	1365	0.73
3	607	1.09
4	341	1.46
5	218	1.82

Accessori / Accessories

Light Shadow Spot 45

Pannello nido d'ape	Honeycomb		08.0793.00
Filtro bicromatico CCT	Dichroic CCT Filter		Increase 2700K >> 3125±75K 3000K >> 3600±75K 08.0794.00
			Decrease 2700K >> 2450±75K 3000K >> 2700±75K 08.0795.00

NEW

ZERO TRACK PRO — LIGHT MODULES

Atom 90 Designed By Piero Lissoni

Light Source: Power LED 5,5W - 432 lm - 2700K/CRI 90 / 446 lm - 3000K/CRI 90

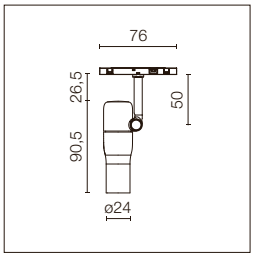

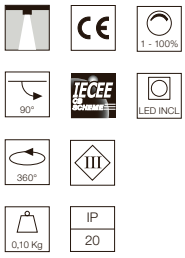

Modulo di illuminazione LED per proiezione da montare sul sistema Zero Track & Pro. Convertitore elettronico CC/CC integrato. Regolazione wireless singola con Casambi. Per la gestione tramite Casambi è necessaria l'applicazione FLOS Control® per dispositivi mobili (disponibile per il download su Apple Store e Google Play).

LED projection lighting module for installation in the Zero Track Pro system. Electronic DC/DC converter incorporated. Individual wireless adjustment via Casambi. Casambi control implemented via the FLOS Control® app for mobile devices (available in the Apple Store and Google Play).

Optic Spot - 2700K

Non Dimmable

- 05.5140.40
- 05.5140.14
- 05.5140.EQ
- 05.5140.ER
- 05.5140.ES

Casambi

- 05.5140.40.CB
- 05.5140.14.CB
- 05.5140.EQ.CB
- 05.5140.ER.CB
- 05.5140.ES.CB

14° SPOT

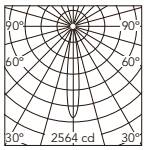

Luminous flux luminaire 224 lm

Beam Angle: 14°

h(m)	E(lx)	D(m)
1	2564	0.25
2	641	0.51
3	285	0.76
4	160	1.02
5	103	1.27

Optic Spot - 3000K

Non Dimmable

- 05.5145.40
- 05.5145.14
- 05.5145.EQ
- 05.5145.ER
- 05.5145.ES

Casambi

- 05.5145.40.CB
- 05.5145.14.CB
- 05.5145.EQ.CB
- 05.5145.ER.CB
- 05.5145.ES.CB

14° SPOT

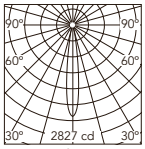

Luminous flux luminaire 247 lm

Beam Angle: 14°

h(m)	E(lx)	D(m)
1	2827	0.25
2	707	0.51
3	314	0.76
4	177	1.02
5	113	1.27

Optic Medium - 2700K

Non Dimmable

- 05.5141.40
- 05.5141.14
- 05.5141.EQ
- 05.5141.ER
- 05.5141.ES

Casambi

- 05.5141.40.CB
- 05.5141.14.CB
- 05.5141.EQ.CB
- 05.5141.ER.CB
- 05.5141.ES.CB

25° MEDIUM

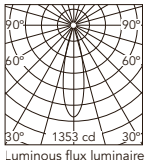

Luminous flux luminaire 261 lm

Beam Angle: 25°

h(m)	E(lx)	D(m)
1	1353	0.45
2	338	0.89
3	150	1.34
4	85	1.79
5	54	2.23

Optic Medium - 3000K

Non Dimmable

- 05.5146.40
- 05.5146.14
- 05.5146.EQ
- 05.5146.ER
- 05.5146.ES

Casambi

- 05.5146.40.CB
- 05.5146.14.CB
- 05.5146.EQ.CB
- 05.5146.ER.CB
- 05.5146.ES.CB

25° MEDIUM

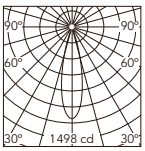

Luminous flux luminaire 289 lm

Beam Angle: 25°

h(m)	E(lx)	D(m)
1	1498	0.45
2	375	0.89
3	166	1.34
4	94	1.79
5	60	2.23

Il sistema di controllo con apparecchi in versione Casambi si regola direttamente via bluetooth tramite la applicazione FLOS Control® powered by CASAMBI.

The control system with the Casambi version of light fixtures is directly and individually regulated wirelessly using the application FLOS Control® powered by Casambi.

NEW

Atom 90 Designed By Piero Lissoni

Light Source: Power LED 5,5W - 432 lm - 2700K/CRI 90 / 446 lm - 3000K/CRI 90

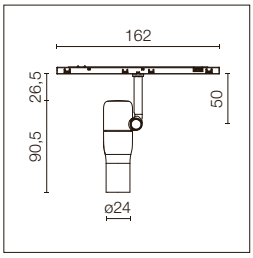

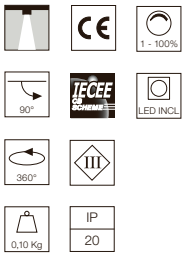

Modulo di illuminazione LED per proiezione da montare sul sistema Zero Track & Pro. Convertitore elettronico CC/CC integrato. Regolazione wireless singola con protocollo DALI e modalità broadcast 1-10V.

LED projection lighting module for installation in the Zero Track Pro system. Electronic DC/DC converter incorporated. Individual control via DALI protocol and broadcast mode via 1-10V.

Optic Spot - 2700K

Dali

- 05.5140.40.DA
- 05.5140.14.DA
- 05.5140.EQ.DA
- 05.5140.ER.DA
- 05.5140.ES.DA

1-10V

- 05.5140.40.1V
- 05.5140.14.1V
- 05.5140.EQ.1V
- 05.5140.ER.1V
- 05.5140.ES.1V

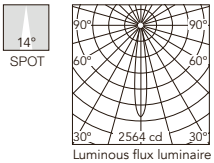

Luminous flux luminaire 224 lm

Beam Angle: 14°

h(m)	E(lx)	D(m)
1	2564	0.25
2	641	0.51
3	285	0.76
4	160	1.02
5	103	1.27

Optic Spot - 3000K

Dali

- 05.5145.40.DA
- 05.5145.14.DA
- 05.5145.EQ.DA
- 05.5145.ER.DA
- 05.5145.ES.DA

1-10V

- 05.5145.40.1V
- 05.5145.14.1V
- 05.5145.EQ.1V
- 05.5145.ER.1V
- 05.5145.ES.1V

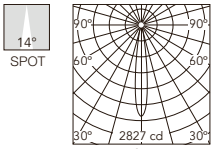

Luminous flux luminaire 247 lm

Beam Angle: 14°

h(m)	E(lx)	D(m)
1	2827	0.25
2	707	0.51
3	314	0.76
4	177	1.02
5	113	1.27

Optic Medium - 2700K

Dali

- 05.5141.40.DA
- 05.5141.14.DA
- 05.5141.EQ.DA
- 05.5141.ER.DA
- 05.5141.ES.DA

1-10V

- 05.5141.40.1V
- 05.5141.14.1V
- 05.5141.EQ.1V
- 05.5141.ER.1V
- 05.5141.ES.1V

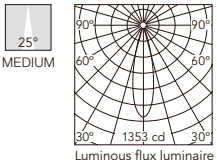

Luminous flux luminaire 261 lm

Beam Angle: 25°

h(m)	E(lx)	D(m)
1	1353	0.45
2	338	0.89
3	150	1.34
4	85	1.79
5	54	2.23

Optic Medium - 3000K

Dali

- 05.5146.40.DA
- 05.5146.14.DA
- 05.5146.EQ.DA
- 05.5146.ER.DA
- 05.5146.ES.DA

1-10V

- 05.5146.40.1V
- 05.5146.14.1V
- 05.5146.EQ.1V
- 05.5146.ER.1V
- 05.5146.ES.1V

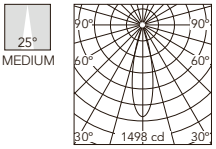

Luminous flux luminaire 289 lm

Beam Angle: 25°

h(m)	E(lx)	D(m)
1	1498	0.45
2	375	0.89
3	166	1.34
4	94	1.79
5	60	2.23

NEW

ZERO TRACK PRO — LIGHT MODULES

Atom 120 Designed By Piero Lissoni

Light Source: Power LED 8W - 600 lm - 2700K/CRI 90 / 648 lm - 3000K/CRI 90

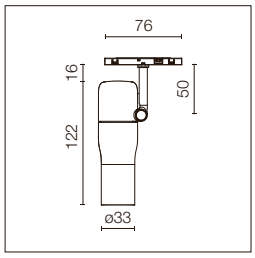

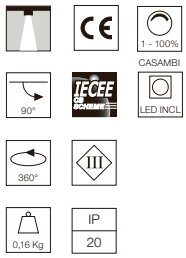

Modulo di illuminazione LED per proiezione da montare sul sistema Zero Track & Pro. Convertitore elettronico CC/CC integrato. Regolazione wireless singola con Casambi. Per la gestione tramite Casambi è necessaria l'applicazione FLOS Control® per dispositivi mobili (disponibile per il download su Apple Store e Google Play).

LED projection lighting module for installation in the Zero Track Pro system. Electronic DC/DC converter incorporated. Individual wireless adjustment via Casambi. Casambi control implemented via the FLOS Control® app for mobile devices (available in the Apple Store and Google Play).

Optic Spot - 2700K

Non Dimmable

- 05.5150.40
- 05.5150.14
- 05.5150.EQ
- 05.5150.ER
- 05.5150.ES

Casambi

- 05.5150.40.CB
- 05.5150.14.CB
- 05.5150.EQ.CB
- 05.5150.ER.CB
- 05.5150.ES.CB

14° SPOT

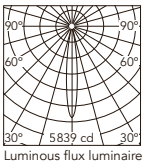

Luminous flux luminaire
433 lm

Beam Angle: 14°

h(m)	E(lx)	D(m)
1	5839	0.24
2	1460	0.48
3	649	0.72
4	365	0.95
5	234	1.19

Optic Spot - 3000K

Non Dimmable

- 05.5155.40
- 05.5155.14
- 05.5155.EQ
- 05.5155.ER
- 05.5155.ES

Casambi

- 05.5155.40.CB
- 05.5155.14.CB
- 05.5155.EQ.CB
- 05.5155.ER.CB
- 05.5155.ES.CB

14° SPOT

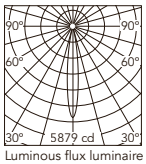

Luminous flux luminaire
440 lm

Beam Angle: 14°

h(m)	E(lx)	D(m)
1	5879	0.24
2	1470	0.49
3	653	0.73
4	367	0.97
5	235	1.21

Optic Medium - 2700K

Non Dimmable

- 05.5151.40
- 05.5151.14
- 05.5151.EQ
- 05.5151.ER
- 05.5151.ES

Casambi

- 05.5151.40.CB
- 05.5151.14.CB
- 05.5151.EQ.CB
- 05.5151.ER.CB
- 05.5151.ES.CB

20° MEDIUM

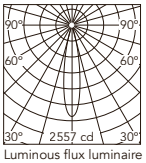

Luminous flux luminaire
364 lm

Beam Angle: 20°

h(m)	E(lx)	D(m)
1	2557	0.35
2	639	0.70
3	284	1.06
4	160	1.41
5	102	1.76

Optic Medium - 3000K

Non Dimmable

- 05.5156.40
- 05.5156.14
- 05.5156.EQ
- 05.5156.ER
- 05.5156.ES

Casambi

- 05.5156.40.CB
- 05.5156.14.CB
- 05.5156.EQ.CB
- 05.5156.ER.CB
- 05.5156.ES.CB

20° MEDIUM

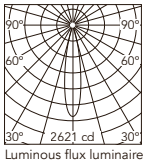

Luminous flux luminaire
373 lm

Beam Angle: 20°

h(m)	E(lx)	D(m)
1	2621	0.35
2	655	0.70
3	291	1.06
4	164	1.41
5	105	1.76

Il sistema di controllo con apparecchi in versione Casambi si regola direttamente via bluetooth tramite la applicazione FLOS Control® powered by CASAMBI.
The control system with the Casambi version of light fixtures is directly and individually regulated wirelessly using the application FLOS Control® powered by Casambi.

NEW

Atom 120 Designed By Piero Lissoni

Light Source: Power LED 8W - 600 lm - 2700K/CRI 90 / 648 lm - 3000K/CRI 90

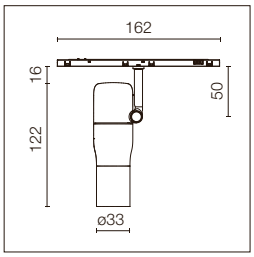

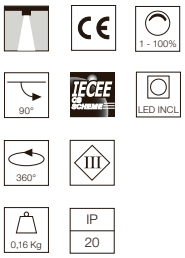

Modulo di illuminazione LED per proiezione da montare sul sistema Zero Track & Pro. Convertitore elettronico CC/CC integrato. Regolazione wireless singola con protocollo DALI e modalità broadcast 1-10V.

LED projection lighting module for installation in the Zero Track Pro system. Electronic DC/DC converter incorporated. Individual control via DALI protocol and broadcast mode via 1-10V.

Optic Spot - 2700K

Dali

- 05.5150.40.DA
- 05.5150.14.DA
- 05.5150.EQ.DA
- 05.5150.ER.DA
- 05.5150.ES.DA

1-10V

- 05.5150.40.1V
- 05.5150.14.1V
- 05.5150.EQ.1V
- 05.5150.ER.1V
- 05.5150.ES.1V

14°
SPOT

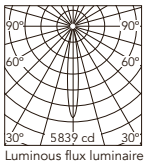

Luminous flux luminaire
433 lm

Beam Angle: 14°

h(m)	E(lx)	D(m)
1	5839	0.24
2	1460	0.48
3	649	0.72
4	365	0.95
5	234	1.19

Optic Spot - 3000K

Dali

- 05.5155.40.DA
- 05.5155.14.DA
- 05.5155.EQ.DA
- 05.5155.ER.DA
- 05.5155.ES.DA

1-10V

- 05.5155.40.1V
- 05.5155.14.1V
- 05.5155.EQ.1V
- 05.5155.ER.1V
- 05.5155.ES.1V

14°
SPOT

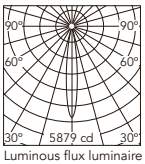

Luminous flux luminaire
440 lm

Beam Angle: 14°

h(m)	E(lx)	D(m)
1	5879	0.24
2	1470	0.49
3	653	0.73
4	367	0.97
5	235	1.21

Optic Medium - 2700K

Dali

- 05.5151.40.DA
- 05.5151.14.DA
- 05.5151.EQ.DA
- 05.5151.ER.DA
- 05.5151.ES.DA

1-10V

- 05.5151.40.1V
- 05.5151.14.1V
- 05.5151.EQ.1V
- 05.5151.ER.1V
- 05.5151.ES.1V

20°
MEDIUM

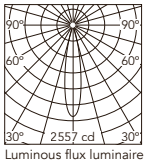

Luminous flux luminaire
364 lm

Beam Angle: 20°

h(m)	E(lx)	D(m)
1	2557	0.35
2	639	0.70
3	284	1.06
4	160	1.41
5	102	1.76

Optic Medium - 3000K

Dali

- 05.5156.40.DA
- 05.5156.14.DA
- 05.5156.EQ.DA
- 05.5156.ER.DA
- 05.5156.ES.DA

1-10V

- 05.5156.40.1V
- 05.5156.14.1V
- 05.5156.EQ.1V
- 05.5156.ER.1V
- 05.5156.ES.1V

20°
MEDIUM

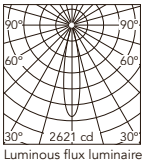

Luminous flux luminaire
373 lm

Beam Angle: 20°

h(m)	E(lx)	D(m)
1	2621	0.35
2	655	0.70
3	291	1.06
4	164	1.41
5	105	1.76

NEW

ZERO TRACK PRO — LIGHT MODULES

Atom 200 Designed By Piero Lissoni

Light Source: Top LED 10,5W - 1005 lm - 2700K/CRI 90 / 1080 lm - 3000K/CRI 90

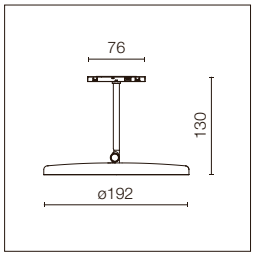

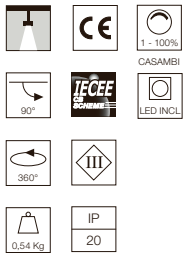

Modulo di illuminazione LED per luce generale da montare sul sistema Zero Track & Pro. Convertitore elettronico CC/CC integrato. Regolazione wireless singola con Casambi. Per la gestione tramite Casambi è necessaria l'applicazione FLOS Control® per dispositivi mobili (disponibile per il download su Apple Store e Google Play).

LED general lighting module for installation in the Zero Track Pro system. Electronic DC/DC converter incorporated. Individual wireless adjustment via Casambi. Casambi control implemented via the FLOS Control® app for mobile devices (available in the Apple Store and Google Play).

2700K

Non Dimmable

- 05.5160.40
- 05.5160.14
- 05.5160.EQ
- 05.5160.ER
- 05.5160.ES

Casambi

- 05.5160.40.CB
- 05.5160.14.CB
- 05.5160.EQ.CB
- 05.5160.ER.CB
- 05.5160.ES.CB

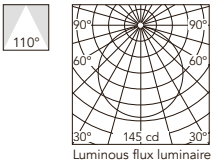

Luminous flux luminaire
395 lm

Beam Angle: 110°

h(m)	E(lx)	D(m)
1	145	2.86
2	36	5.73
3	16	8.59
4	9	11.45
5	6	14.32

3000K

Non Dimmable

- 05.5161.40
- 05.5161.14
- 05.5161.EQ
- 05.5161.ER
- 05.5161.ES

Casambi

- 05.5161.40.CB
- 05.5161.14.CB
- 05.5161.EQ.CB
- 05.5161.ER.CB
- 05.5161.ES.CB

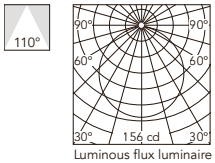

Luminous flux luminaire
424 lm

Beam Angle: 110°

h(m)	E(lx)	D(m)
1	156	2.86
2	39	5.73
3	17	8.59
4	10	11.45
5	6	14.32

Il sistema di controllo con apparecchi in versione Casambi si regola direttamente via bluetooth tramite la applicazione FLOS Control® powered by CASAMBI.
The control system with the Casambi version of light fixtures is directly and individually regulated wirelessly using the application FLOS Control® powered by Casambi.

NEW

Atom 200 Designed By Piero Lissoni

Light Source: Top LED 10,5W - 1005 lm - 2700K/CRI 90 / 1080 lm - 3000K/CRI 90

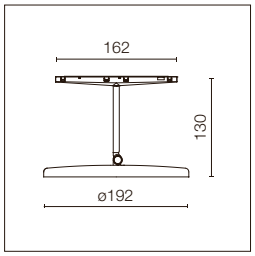

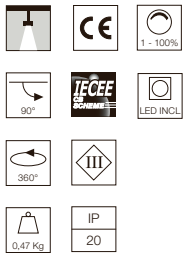

Modulo di illuminazione LED per luce generale da montare sul sistema Zero Track & Pro. Convertitore elettronico CC/CC integrato. Regolazione wireless singola con protocollo DALI e modalità broadcast 1-10V.

LED general lighting module for installation in the Zero Track Pro system. Electronic DC/DC converter incorporated. Individual control via DALI protocol and broadcast mode via 1-10V.

2700K

Dali

- 05.5160.40.DA
- 05.5160.14.DA
- 05.5160.EQ.DA
- 05.5160.ER.DA
- 05.5160.ES.DA

1-10V

- 05.5160.40.1V
- 05.5160.14.1V
- 05.5160.EQ.1V
- 05.5160.ER.1V
- 05.5160.ES.1V

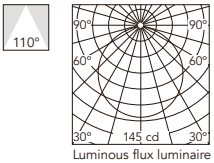

Luminous flux luminaire
395 lm

Beam Angle: 110°

h(m)	E(lx)	D(m)
1	145	2.86
2	36	5.73
3	16	8.59
4	9	11.45
5	6	14.32

3000K

Dali

- 05.5161.40.DA
- 05.5161.14.DA
- 05.5161.EQ.DA
- 05.5161.ER.DA
- 05.5161.ES.DA

1-10V

- 05.5161.40.1V
- 05.5161.14.1V
- 05.5161.EQ.1V
- 05.5161.ER.1V
- 05.5161.ES.1V

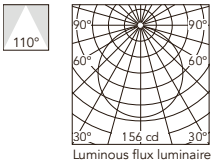

Luminous flux luminaire
424 lm

Beam Angle: 110°

h(m)	E(lx)	D(m)
1	156	2.86
2	39	5.73
3	17	8.59
4	10	11.45
5	6	14.32

NEW

ZERO TRACK PRO — LIGHT MODULES

Magic Stick by Jorge Herrera

Light Source: Power LED 10,5W - 1200 lm - 2700K/CRI 90 / 1200 lm - 3000K/CRI 90

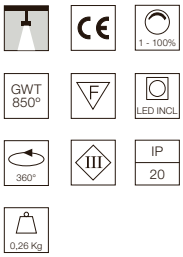

Modulo di illuminazione LED per luce diffusa da montare sul sistema Zero Track & Pro. Orientabile per rotazione dall'asse centrale. Convertitore elettronico CC/CC integrato. Regolazione wireless singola con protocollo DALI e modalità broadcast 1-10V.

LED diffuse lighting module for installation in the Zero Track Pro system. Can be adjusted by rotating from its central line. Electronic DC/DC converter incorporated. Individual control via DALI protocol and broadcast mode via 1-10V.

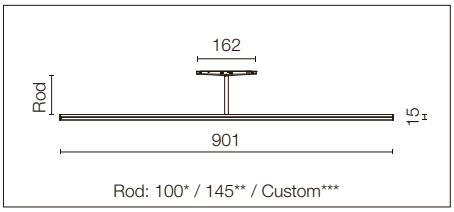

Rod 100 - 2700K

Non Dimmable

- 05.3200.40
- 05.3200.14
- 05.3200.EQ
- 05.3200.ER
- 05.3200.ES

Dali

- 05.3200.40.DA
- 05.3200.14.DA
- 05.3200.EQ.DA
- 05.3200.ER.DA
- 05.3200.ES.DA

1-10V

- 05.3200.40.1V
- 05.3200.14.1V
- 05.3200.EQ.1V
- 05.3200.ER.1V
- 05.3200.ES.1V

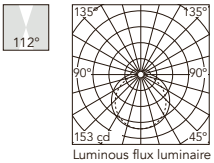

Luminous flux luminaire 587 lm

Beam Angle: - 112°

h(m)	E(lx)	D(m)
1	153	4.34
2	38	8.69
3	17	13.03
4	10	17.38
5	6	21.72

Rod 100 - 3000K

Non Dimmable

- 05.3201.40
- 05.3201.14
- 05.3201.EQ
- 05.3201.ER
- 05.3201.ES

Dali

- 05.3201.40.DA
- 05.3201.14.DA
- 05.3201.EQ.DA
- 05.3201.ER.DA
- 05.3201.ES.DA

1-10V

- 05.3201.40.1V
- 05.3201.14.1V
- 05.3201.EQ.1V
- 05.3201.ER.1V
- 05.3201.ES.1V

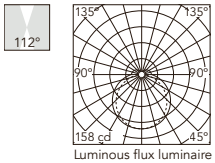

Luminous flux luminaire 608 lm

Beam Angle: - 112°

h(m)	E(lx)	D(m)
1	158	4.34
2	40	8.69
3	18	13.03
4	10	17.38
5	6	21.72

Rod 145 - 2700K

Non Dimmable

- 05.3220.40
- 05.3220.14
- 05.3220.EQ
- 05.3220.ER
- 05.3220.ES

Dali

- 05.3220.40.DA
- 05.3220.14.DA
- 05.3220.EQ.DA
- 05.3220.ER.DA
- 05.3220.ES.DA

1-10V

- 05.3220.40.1V
- 05.3220.14.1V
- 05.3220.EQ.1V
- 05.3220.ER.1V
- 05.3220.ES.1V

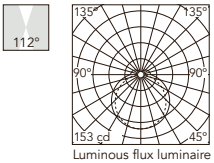

Luminous flux luminaire 587 lm

Beam Angle: - 112°

h(m)	E(lx)	D(m)
1	153	4.34
2	38	8.69
3	17	13.03
4	10	17.38
5	6	21.72

Rod 145 - 3000K

Non Dimmable

- 05.3221.40
- 05.3221.14
- 05.3221.EQ
- 05.3221.ER
- 05.3221.ES

Dali

- 05.3221.40.DA
- 05.3221.14.DA
- 05.3221.EQ.DA
- 05.3221.ER.DA
- 05.3221.ES.DA

1-10V

- 05.3221.40.1V
- 05.3221.14.1V
- 05.3221.EQ.1V
- 05.3221.ER.1V
- 05.3221.ES.1V

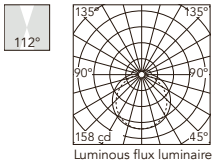

Luminous flux luminaire 608 lm

Beam Angle: - 112°

h(m)	E(lx)	D(m)
1	158	4.34
2	40	8.69
3	18	13.03
4	10	17.38
5	6	21.72

NEW

Magic Stick Asymmetric by Jorge Herrera

Light Source: Power LED 12W - 1450 lm - 2700K/CRI 90 / 1490 lm - 3000K/CRI 90

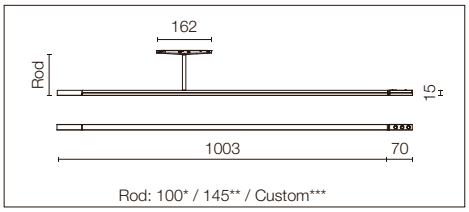

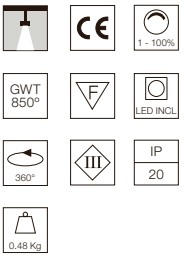

Modulo di illuminazione LED, che combina luce diffusa e d'accento, da montare sul sistema Zero Track & Pro. Orientabile per rotazione dall'asse posizionato in posizione asimmetrica. Convertitore elettronico CC/CC integrato. Regolazione wireless singola con protocollo DALI e modalità broadcast 1-10V.

LED diffuse and accent lighting module for installation in the Zero Track Pro system. Can be adjusted by rotating from its axis located in an asymmetrical position. Electronic DC/DC converter incorporated. Individual control via DALI protocol and broadcast mode via 1-10V.

Rod 100 - 2700K

Non Dimmable

- 05.3210.40
- 05.3210.14
- 05.3210.EQ
- 05.3210.ER
- 05.3210.ES

Dali

- 05.3210.40.DA
- 05.3210.14.DA
- 05.3210.EQ.DA
- 05.3210.ER.DA
- 05.3210.ES.DA

1-10V

- 05.3210.40.1V
- 05.3210.14.1V
- 05.3210.EQ.1V
- 05.3210.ER.1V
- 05.3210.ES.1V

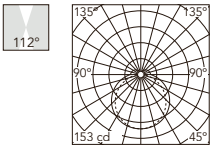

Luminous flux luminaire 587 lm

Beam Angle: - 112°

h(m)	E(lx)	D(m)
1	153	4.34
2	38	8.69
3	17	13.03
4	10	17.38
5	6	21.72

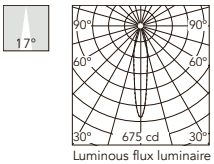

Luminous flux luminaire 136 lm

Beam Angle: 17°

h(m)	E(lx)	D(m)
1	675	0.29
2	169	0.59
3	75	0.88
4	42	1.18
5	27	1.47

Rod 100 - 3000K

Non Dimmable

- 05.3211.40
- 05.3211.14
- 05.3211.EQ
- 05.3211.ER
- 05.3211.ES

Dali

- 05.3211.40.DA
- 05.3211.14.DA
- 05.3211.EQ.DA
- 05.3211.ER.DA
- 05.3211.ES.DA

1-10V

- 05.3211.40.1V
- 05.3211.14.1V
- 05.3211.EQ.1V
- 05.3211.ER.1V
- 05.3211.ES.1V

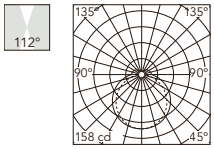

Luminous flux luminaire 608 lm

Beam Angle: - 112°

h(m)	E(lx)	D(m)
1	158	4.34
2	40	8.69
3	18	13.03
4	10	17.38
5	6	21.72

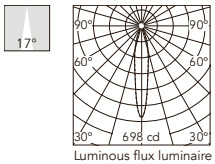

Luminous flux luminaire 140 lm

Beam Angle: 17°

h(m)	E(lx)	D(m)
1	698	0.29
2	174	0.59
3	78	0.88
4	44	1.18
5	28	1.47

Rod 145 - 2700K

Non Dimmable

- 05.3230.40
- 05.3230.14
- 05.3230.EQ
- 05.3230.ER
- 05.3230.ES

Dali

- 05.3230.40.DA
- 05.3230.14.DA
- 05.3230.EQ.DA
- 05.3230.ER.DA
- 05.3230.ES.DA

1-10V

- 05.3230.40.1V
- 05.3230.14.1V
- 05.3230.EQ.1V
- 05.3230.ER.1V
- 05.3230.ES.1V

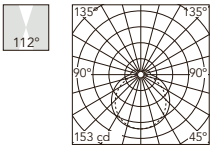

Luminous flux luminaire 587 lm

Beam Angle: - 112°

h(m)	E(lx)	D(m)
1	153	4.34
2	38	8.69
3	17	13.03
4	10	17.38
5	6	21.72

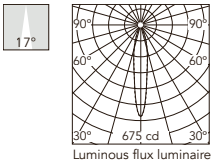

Luminous flux luminaire 136 lm

Beam Angle: 17°

h(m)	E(lx)	D(m)
1	675	0.29
2	169	0.59
3	75	0.88
4	42	1.18
5	27	1.47

Rod 145 - 3000K

Non Dimmable

- 05.3231.40
- 05.3231.14
- 05.3231.EQ
- 05.3231.ER
- 05.3231.ES

Dali

- 05.3231.40.DA
- 05.3231.14.DA
- 05.3231.EQ.DA
- 05.3231.ER.DA
- 05.3231.ES.DA

1-10V

- 05.3231.40.1V
- 05.3231.14.1V
- 05.3231.EQ.1V
- 05.3231.ER.1V
- 05.3231.ES.1V

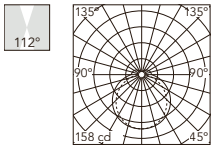

Luminous flux luminaire 608 lm

Beam Angle: - 112°

h(m)	E(lx)	D(m)
1	158	4.34
2	40	8.69
3	18	13.03
4	10	17.38
5	6	21.72

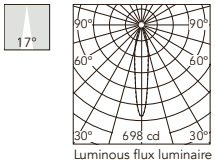

Luminous flux luminaire 140 lm

Beam Angle: 17°

h(m)	E(lx)	D(m)
1	698	0.29
2	174	0.59
3	78	0.88
4	44	1.18
5	28	1.47

NEW

Light Stripe

Light Source: Top LED - L: 600 mm - 7W - 555 lm - 2700K/CRI 90 / 582 lm - 3000K/CRI 90
L: 900 mm - 10W - 1111 lm - 2700K/CRI 90 / 1166 lm - 3000K/CRI 90
L: 1200 mm - 13,5W - 1667 lm - 2700K/CRI 90 / 1750 lm - 3000K/CRI 90

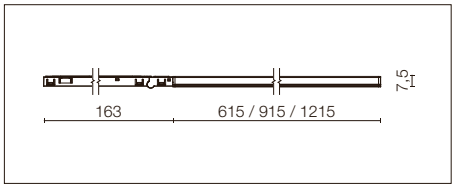

Modulo di illuminazione LED per luce diffusa da montare sul sistema Zero Track & Pro. Convertitore elettronico CC/CC integrato. Regolazione wireless singola con protocollo DALI e modalità broadcast 1-10V.

LED diffuse lighting module for installation in the Zero Track Pro system. Electronic DC/DC converter incorporated. Individual control via DALI protocol and broadcast mode via 1-10V.

IP 20 — LED INCL.

0,05 Kg L: 600 — 0,07 Kg L: 900 — 0,09 Kg L: 1200

L: 600 - 2700K

Non Dimmable
05.5190.14

Dali
05.5190.14.DA

1-10V
05.5190.14.1V

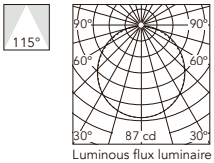

Luminous flux luminaire 259 lm

Beam Angle:	115°	
h(m)	E(lx)	D(m)
1	87	3.15
2	22	6.29
3	10	9.44
4	5	12.59
5	3	15.73

L: 600 - 3000K

Non Dimmable
05.5191.14

Dali
05.5191.14.DA

1-10V
05.5191.14.1V

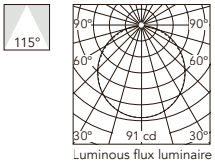

Luminous flux luminaire 272 lm

Beam Angle:	115°	
h(m)	E(lx)	D(m)
1	91	3.15
2	23	6.29
3	10	9.44
4	6	12.59
5	4	15.73

L: 900 - 2700K

Non Dimmable
05.5192.14

Dali
05.5192.14.DA

1-10V
05.5192.14.1V

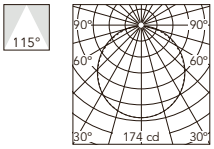

Luminous flux luminaire 518 lm

Beam Angle:	115°	
h(m)	E(lx)	D(m)
1	174	3.15
2	43	6.29
3	19	9.44
4	11	12.59
5	7	15.73

L: 900 - 3000K

Non Dimmable
05.5193.14

Dali
05.5193.14.DA

1-10V
05.5193.14.1V

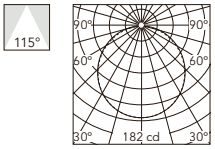

Luminous flux luminaire 544 lm

Beam Angle:	115°	
h(m)	E(lx)	D(m)
1	182	3.15
2	46	6.29
3	20	9.44
4	11	12.59
5	7	15.73

L: 1200 - 2700K

Non Dimmable
05.5194.14

Dali
05.5194.14.DA

1-10V
05.5194.14.1V

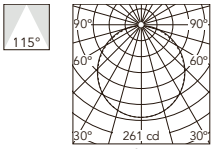

Luminous flux luminaire 777 lm

Beam Angle:	115°	
h(m)	E(lx)	D(m)
1	261	3.15
2	65	6.29
3	29	9.44
4	16	12.59
5	10	15.73

L: 1200 - 3000K

Non Dimmable
05.5195.14

Dali
05.5195.14.DA

1-10V
05.5195.14.1V

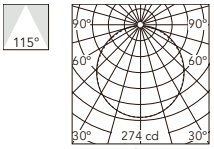

Luminous flux luminaire 816 lm

Beam Angle:	115°	
h(m)	E(lx)	D(m)
1	274	3.15
2	68	6.29
3	30	9.44
4	17	12.59
5	11	15.73

NEW

Driver / Drivers

Surface Installation Driver

Fonte di alimentazione finale per installazione a superficie.

Power supply surface end.

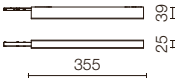

96W - 220/240V
06.2619.40
06.2619.14
06.2619.EQ
06.2619.ER
06.2619.ES

Fonte di alimentazione intermedia per installazione a superficie.

Power supply surface middle.



96W - 220/240V
06.2620.40
06.2620.14
06.2620.EQ
06.2620.ER
06.2620.ES

Remote Installation

Alimentatore LED per installazione remota in quadro elettrico 24V/200W.

LED power supply source for remote installation in 24V/200W electric control panel.

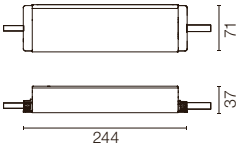

200W - 100/240V
RF28143

Alimentatore a tensione costante 24V - 120W, 220-240W- 50/60Hz.

Power supply source with constant voltage 24V - 120W, 220-240W- 50/60Hz.

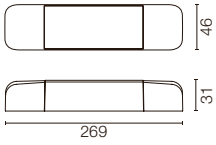

120W - 220/240V
60.9777A

Alimentatore a tensione costante 24V - 60W, 220-240W- 50/60Hz.

Power supply source with constant voltage 24V - 60W, 220-240W- 50/60Hz.

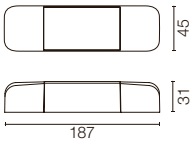

60W - 220/240V
60.9705

Unità di controllo / Control Units

Scatola di controllo dimmerabile da 1-10V, 24/48V. Per installazione remota. Per trasformare sistemi passivi (SINK) in attivi (SOURCE). Deve essere posizionata tra l'unità di controllo e il binario. Nota importante: Massimo 25 moduli di luce.

Control dimming box, 1-10V, 24/48V. For remote installation. For transforming passive systems (SINK) into active systems (SOURCE). It must be positioned between the control unit and the track. Important note: Maximum of 25 light modules.



DIM 1-10V - 24/48V
08.0613.14A

ZERO TRACK

DESIGNED BY FLOS ARCHITECTURAL

SURFACE



Surface Profiles

- 40 Bianco / 40 White
- 06 Cromo / 06 Chrome
- 14 Nero / 14 Black
- CZ Bronzo / CZ Bronze
- 18 Deep brown / 18 Deep brown

LIGHT MODULES

FIND ME 0

LIGHT SOURCE
POWER LED
3,5W
300 lm
2700K/CRI 90
325 lm
3000K/CRI 90

FIND ME 1

LIGHT SOURCE
POWER LED
5,5W
450 lm
2700K/CRI 90
485 lm
3000K/CRI 90

FIND ME 2

LIGHT SOURCE
POWER LED
10,5W
650 lm
2700K/CRI 90
700 lm
3000K/CRI 90

FIND ME 1 SUSPENSION

LIGHT SOURCE
POWER LED
5,5W
450 lm
2700K/CRI 90
485 lm
3000K/CRI 90

ATOM 90

LIGHT SOURCE
POWER LED
5,5W
450 lm
2700K/CRI 90
485 lm
3000K/CRI 90

ATOM 120

LIGHT SOURCE
POWER LED
8W
635 lm
2700K/CRI 90
680 lm
3000K/CRI 90

ATOM 200

LIGHT SOURCE
POWER LED
10,5W
1050 lm
2700K/CRI 90
1150 lm
3000K/CRI 90

Descrizione
Questo nuovo sistema di profili per installazione a superficie è caratterizzato da dimensioni ridotte che conferiscono un'estetica minimalista molto apprezzata in svariati spazi architettonici. Per soluzioni a soffitti non accessibili, il sistema è fornito con fonti di alimentazione attenuabili integrate, con un sistema di controllo Casambi.
Il sistema Casambi che regola l'illuminazione di ciascun punto in modo individuale via buetooht usa l'APP FLOS Control® powered di Casambi, l'applicazione specifica per dispositivi cellulari (disponibile su Apple Store e Google Play).
Il sistema a guide di alluminio estruso è fornito con lunghezza fino a 3m e nei colori bianco, nero, deep brown, bronzo e cromo.
Sono dotati di binari elettrificati alimentabili a 24 Vdc.

Sistema Ottico
- Find Me 0: Spot, Medium.
- Find Me 1: Spot, Medium.
- Find Me 2: Spot, Medium, Flood.
- Find Me 1 Suspension: Spot, Medium.
- Atom 90: Spot, Medium.
- Atom 120: Spot, Medium.
- Atom 200: General lighting.

Unità di Alimentazione
Il sistema può essere alimentato da una fonte remota non inclusa o con l'apparecchiatura di alimentazione da inserire nella guida, fornita con una fonte di alimentazione.
Il connettore di alimentazione iniziale dispone di uno spazio per l'ingresso dei cavi sia nella parte superiore che in quella laterale. Il connettore di alimentazione, l'alimentatore intermedio e gli elementi angolari di 90° si possono alimentare esclusivamente dal retro.
La lunghezza massima della pista con lo stesso driver è di 10 metri.

Informazioni Aggiuntive
Sistema elettrico alimentato a 24V e limitato ad una corrente massima di 5A e 120W.
Grado di protezione IP20.
Adatti ad installazioni su superfici normalmente infiammabili.

Prima di effettuare l'ordine, si consiglia di informarsi per bene sulle caratteristiche del prodotto che non sono state incluse in questo catalogo e che possono essere determinanti per il suo progetto di installazione, consultando la pagina web di Flos per professionisti, la scheda tecnica del prodotto e le istruzioni per la sua installazione e montaggio.

Conformità e Marchi di Qualità
Apparecchio conforme alla Normativa Tecnica Europea EN60598-1 e relative parti seconde.

Description
This new system of profiles for surface installation is characterized by its reduced dimensions, providing a minimalist aesthetic which is highly appreciated in various architectural spaces. For non-accessible ceilings, the system has integrated dimmable power supplies, dimmable through Casambi control systems.
The Casambi system for individual Bluetooth dimming of each light point can be managed through the FLOS Control® app powered by Casambi for mobile devices (available on the Apple Store and Google Play).
The system of extruded aluminum tracks up to 3 meters in white, black, deep brown bronze and chrome.
They are equipped with electric tracks supporting 24Vdc power supplies.

Optic system
- Find Me 0: Spot, Medium.
- Find Me 1: Spot, Medium.
- Find Me 2: Spot, Medium, Flood.
- Find Me 1 Suspension: Spot, Medium.
- Atom 90: Spot, Medium.
- Atom 120: Spot, Medium.
- Atom 200: General lighting.

Power Supply
The system can be powered by a remote power supply (not included) or by power supply equipments to be inserted in the track, which include a power supply.
The initial power connector has a space for cable insertion through both the upper and side parts. The power connector, middle power supply and 90° corners can be powered only from the back.
The maximum length of the track with the same driver is 10 meters.

Additional Information
Electrical system powered at 24Vdc and limited to a maximum current of 5A and a maximum power of 120W.
IP20 protection grade.
Suitable for installation on normally inflammable surfaces.

Before placing your order, please consult the product details also on the Flos professional website, in its technical data sheet and in the installation and assembly instructions to find all the information that may not be included in this catalogue or that could be relevant to your specific project or installation.

Standard Compliance and Quality Marks
EN60598-1 European Technical Standards and any subsequent additions.

FLOS
CONTROL BY CASAMBI

Available on the App Store

GET IT ON Google Play

HOW TO ORDER

1 CHOOSE YOUR PROFILE AND LENGTH

SURFACE PROFILE

L: 1 / 2 / 3 m

2 COMPLETE WITH MOUNTING ACCESSORIES

Feed connector

Right & Left

End cap

Intermediate Feed connector

Straight

Stopper

Intermediate connector

Feed 90° Corner

Feed Inner 90° Corner

Feed T piece

Feed Cross piece

3 SELECT POWER SUPPLY AND CONTROL OPTION

Recessed installation remote driver

(select the driver with the appropriate power according to the needs of your project)

Non Dimmable

60W / 100W / 120W

Casambi

+

60W / 100W / 120W

Casambi

Surface Installation Driver

Non Dimmable

Power Supply Surface End

96W

or

Power Supply Surface Middle



96W

4 SELECT A LIGHT MODULE AND CONTROL OPTION

Standard / Casambi Integrated (individual control)

Find Me 0

S/M

Atom 90

S/M

Find Me 1

S/M

Atom 120

S/M

Find Me 2

S/M/F

Atom 200

General Lighting

Find Me Suspension

S/M

Profili

Profilo elettromeccanico da interni per installazione a superficie (soffitto o parete). Da fissare con tappi a vite specifici forniti con il profilo. Disponibili lunghezze da 1m a 3m.
Il connettore di alimentazione, i connettori intermedi e i tappi vanno ordinati separatamente.
Disponibili connettori meccanici angolari complanari alimentabili a 90° e curvi (elemento simmetrico da sinistra e destra), connettori angolari di 90° con cambio di quota (parete-soffitto o parete-parete), e connettori a “T” e “X”.
Disponibili elementi di connessione alimentabili complanari a 90° e curvi
Per installazioni verticali è necessario installare lo stopper, da ordinare separatamente.

Profiles

Electro-mechanical indoor profile for surface installation (ceiling or wall). To be fixed with specific screw plugs that come with the profile. 1-meter to 3-meters lengths.
It is necessary to order the power connector, intermediate connectors and covers separately.
Feed unit connectors available as 90° flat corner and curve (symmetric element for left/right corner), ceiling/wall - wall/wall inner corner, as well as “T” and “X” shape.
For vertical installations, installing the stopper is mandatory. It must be ordered separately.

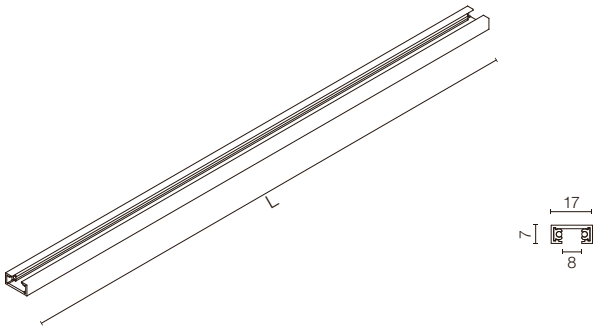

L: 1 m / 2 m / 3 m

L: 1000 mm
06.2500.40
06.2500.06
06.2500.14
06.2500.CZ
06.2500.18

L: 2000 mm
06.2501.40
06.2501.06
06.2501.14
06.2501.CZ
06.2501.18

L: 3000 mm
06.2502.40
06.2502.06
06.2502.14
06.2502.CZ
06.2502.18

Connettore di alimentazione per apparecchio remoto. Possibile entrata del cavo di alimentazione sia nella parte superiore che laterale.

Feed unit for remote power supply unit. Power cable inserting is possible both from the top and the side.

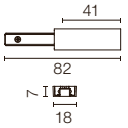

06.2540.40
06.2540.14
06.2540.CZ
06.2540.18

Connettore di alimentazione intermedio. Ingresso del cavo di alimentazione superiore.

Feed intermediate connector. Upper feeding cable entry.

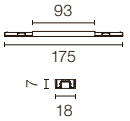

06.2541.40
06.2541.14
06.2541.CZ
06.2541.18

Angolo esterno.

Intermediate connector.

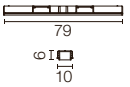

06.2506.40
06.2506.14

Angolo piatto 90°. Presenta uno spazio posteriore che rende possibile la connessione di alimentazione.

90° flat corner. Can be powered. It has a rear space for the supply connection.

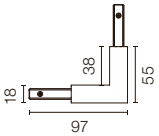

06.2542.40
06.2542.14
06.2542.CZ
06.2542.18

Angolo interno soffitto/parete - parete/parete. Presenta uno spazio posteriore su ogni lato che rende possibile la connessione di alimentazione.

Ceiling/wall - wall/wall inner corner. Can be powered. It has two spaces for the supply connection located on each side at the rear.

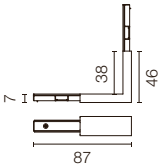

06.2543.40
06.2543.14
06.2543.CZ
06.2543.18

Curva interna soffitto/soffitto - parete/parete. Alimentabile dal retro.

Interior ceiling/ceiling-wall/ wall curve. Can be powered via connections on the back.

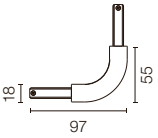

06.2544.40
06.2544.14
06.2544.CZ
06.2544.18

Connettore a forma di “T”. Alimentabile dal retro.	T-shaped connector. Can be powered via connections on the back.		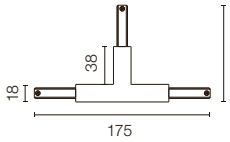	06.2545.40 06.2545.14 06.2545.CZ 06.2545.18
Connettore a forma di “X”. Alimentabile dal retro.	Cross-shaped connector. Can be powered via connections on the back.		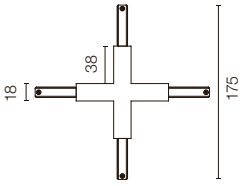	06.2546.40 06.2546.14 06.2546.CZ 06.2546.18
Terminale di chiusura.	End cap.			06.2509.40 06.2509.14 06.2509.CZ 06.2509.18
Stopper. Per fissaggio di apparecchi di illuminazione su guide verticali.	Stopper. For fixing luminaires in vertical track installations.			08.0630.40 08.0630.14

Find Me 0 Designed By Jorge Herrera

Light Source: Power LED 3,5W - 300 lm - 2700K/CRI 90 / 3,5W - 325 lm - 3000K/CRI 90

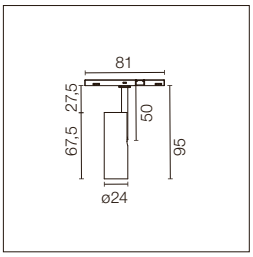

Modulo di illuminazione LED d'accento, installabile sul sistema Zero Track.
Convertitore elettronico DC/DC incorporato.
Per il controllo individuale degli apparecchi selezionare le versioni con Casambi integrato.
Accessori inclusi (honeycomb e filtro a croce antiabbagliamento).

LED accent lighting module to be installed in the Zero Track system.
Incorporated DC/DC electronic converter.
To individually control the lights, select integrated Casambi versions.
Accessories included (honeycomb and screening crosspiece).

2700K
09.3801.40A
09.3801.06A
09.3801.14A
09.3801.CZA
09.3801.18A
**Casambi integrated
09.3901.40A
09.3901.06A
09.3901.14A
09.3901.CZA
09.3901.18A

15° SPOT

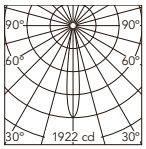

Luminous flux luminaire
169 lm

Beam Angle: 15°

h(m)	E(lx)	D(m)
1	1922	0.26
2	481	0.52
3	214	0.77
4	120	1.03
5	77	1.29

3000K
09.3800.40A
09.3800.06A
09.3800.14A
09.3800.CZA
09.3800.18A
**Casambi integrated
09.3900.40A
09.3900.06A
09.3900.14A
09.3900.CZA
09.3900.18A

15° SPOT

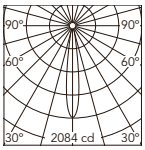

Luminous flux luminaire
183 lm

Beam Angle: 15°

h(m)	E(lx)	D(m)
1	2084	0.26
2	521	0.52
3	232	0.77
4	130	1.03
5	83	1.29

2700K
09.3803.40A
09.3803.06A
09.3803.14A
09.3803.CZA
09.3803.18A
**Casambi integrated
09.3903.40A
09.3903.06A
09.3903.14A
09.3903.CZA
09.3903.18A

25° MEDIUM

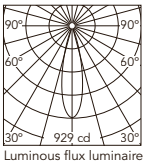

Luminous flux luminaire
179 lm

Beam Angle: 25°

h(m)	E(lx)	D(m)
1	929	0.45
2	232	0.89
3	103	1.34
4	58	1.79
5	37	2.23

3000K
09.3802.40A
09.3802.06A
09.3802.14A
09.3802.CZA
09.3802.18A
**Casambi integrated
09.3902.40A
09.3902.06A
09.3902.14A
09.3902.CZA
09.3902.18A

25° MEDIUM

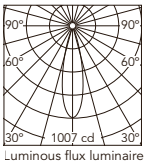

Luminous flux luminaire
194 lm

Beam Angle: 25°

h(m)	E(lx)	D(m)
1	1007	0.45
2	252	0.89
3	112	1.34
4	63	1.79
5	40	2.23

** Il sistema di controllo con apparecchi in versione Casambi si regola direttamente via bluetooth tramite la applicazione FLOS Control® powered by CASAMBI.

** The control system with the Casambi version of light fixtures is directly and individually regulated wirelessly using the application FLOS Control® powered by Casambi.

Find Me 1 Designed By Jorge Herrera

Light Source: Power LED 5,5W - 450 lm - 2700K/CRI 90 / 5,5W - 485 lm - 3000K/CRI 90

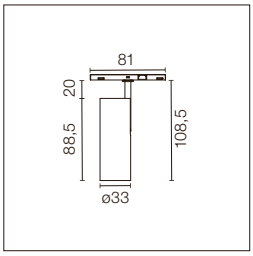

Modulo di illuminazione LED d'accento, installabile sul sistema Zero Track.
Convertitore elettronico DC/DC incorporato.
Per il controllo individuale degli apparecchi selezionare le versioni con Casambi integrato.
Accessori inclusi (honeycomb e filtro a croce antiabbagliamento).

LED accent lighting module to be installed in the Zero Track system.
Incorporated DC/DC electronic converter.
To individually control the lights, select integrated Casambi versions.
Accessories included (honeycomb and screening crosspiece).

2700K
- 09.3812.40A
- 09.3812.06A
- 09.3812.14A
- 09.3812.CZA
- 09.3812.18A

**Casambi integrated
- 09.3912.40A
- 09.3912.06A
- 09.3912.14A
- 09.3912.CZA
- 09.3912.18A

14° SPOT

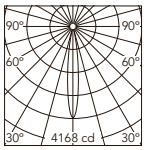

Luminous flux luminaire 309 lm

Beam Angle: 14°

h(m)	E(lx)	D(m)
1	4168	0.24
2	1042	0.48
3	463	0.72
4	261	0.95
5	167	1.19

3000K
- 09.3810.40A
- 09.3810.06A
- 09.3810.14A
- 09.3810.CZA
- 09.3810.18A

**Casambi integrated
- 09.3910.40A
- 09.3910.06A
- 09.3910.14A
- 09.3910.CZA
- 09.3910.18A

14° SPOT

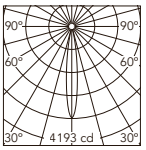

Luminous flux luminaire 314 lm

Beam Angle: 14°

h(m)	E(lx)	D(m)
1	4193	0.24
2	1048	0.49
3	466	0.73
4	262	0.97
5	168	1.21

2700K
- 09.3813.40A
- 09.3813.06A
- 09.3813.14A
- 09.3813.CZA
- 09.3813.18A

**Casambi integrated
- 09.3913.40A
- 09.3913.06A
- 09.3913.14A
- 09.3913.CZA
- 09.3913.18A

20° MEDIUM

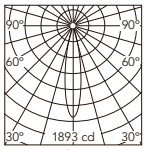

Luminous flux luminaire 284 lm

Beam Angle: 20°

h(m)	E(lx)	D(m)
1	1893	0.35
2	473	0.70
3	210	1.06
4	118	1.41
5	76	1.76

3000K
- 09.3811.40A
- 09.3811.06A
- 09.3811.14A
- 09.3811.CZA
- 09.3811.18A

**Casambi integrated
- 09.3911.40A
- 09.3911.06A
- 09.3911.14A
- 09.3911.CZA
- 09.3911.18A

20° MEDIUM

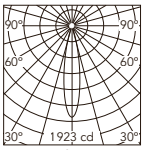

Luminous flux luminaire 289 lm

Beam Angle: 20°

h(m)	E(lx)	D(m)
1	1923	0.35
2	481	0.70
3	214	1.06
4	120	1.41
5	77	1.76

** Il sistema di controllo con apparecchi in versione Casambi si regola direttamente via bluetooth tramite la applicazione FLOS Control® powered by CASAMBI.

** The control system with the Casambi version of light fixtures is directly and individually regulated wirelessly using the application FLOS Control® powered by Casambi.

Find Me 2 Designed By Jorge Herrera

Light Source: Power LED 10,5W* - 650 lm - 2700K/CRI90 / 10,5W* - 700 lm - 3000K/CRI90

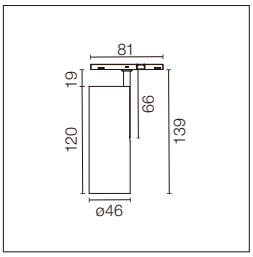

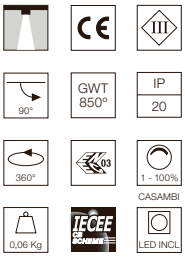

Modulo di illuminazione LED d'accento, installabile sul sistema Zero Track.
Convertitore elettronico DC/DC incorporato.
Per il controllo individuale degli apparecchi selezionare le versioni con Casambi integrato.
Accessori inclusi (honeycomb e filtro a croce antiabbagliamento).

LED accent lighting module to be installed in the Zero Track system.
Incorporated DC/DC electronic converter.
To individually control the lights, select integrated Casambi versions.
Accessories included (honeycomb and screening crosspiece).

2700K
09.3862.40A
09.3862.06A*
09.3862.14A
09.3862.CZA
09.3862.18A
**Casambi integrated
09.3962.40A
09.3962.06A*
09.3962.14A
09.3962.CZA
09.3962.18A

10° SPOT

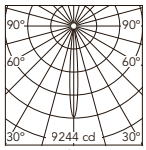

Luminous flux luminaire 479 lm

Beam Angle: 10°

h(m)	E(lx)	D(m)
1	9244	0.18
2	2311	0.35
3	1027	0.53
4	578	0.70
5	370	0.88

3000K
09.3860.40A
09.3860.06A*
09.3860.14A
09.3860.CZA
09.3860.18A
**Casambi integrated
09.3960.40A
09.3960.06A*
09.3960.14A
09.3960.CZA
09.3960.18A

10° SPOT

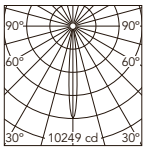

Luminous flux luminaire 531 lm

Beam Angle: 10°

h(m)	E(lx)	D(m)
1	10249	0.18
2	2562	0.35
3	1139	0.53
4	641	0.70
5	410	0.88

2700K
09.3863.40A
09.3863.06A*
09.3863.14A
09.3863.CZA
09.3863.18A
**Casambi integrated
09.3963.40A
09.3963.06A*
09.3963.14A
09.3963.CZA
09.3963.18A

19° MEDIUM

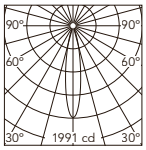

Luminous flux luminaire 441 lm

Beam Angle: 19°

h(m)	E(lx)	D(m)
1	1991	0.34
2	498	0.67
3	221	1.01
4	124	1.34
5	80	1.68

3000K
09.3861.40A
09.3861.06A*
09.3861.14A
09.3861.CZA
09.3861.18A
**Casambi integrated
09.3961.40A
09.3961.06A*
09.3961.14A
09.3961.CZA
09.3961.18A

19° MEDIUM

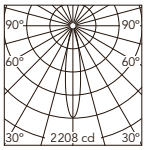

Luminous flux luminaire 489 lm

Beam Angle: 19°

h(m)	E(lx)	D(m)
1	2208	0.34
2	552	0.67
3	245	1.01
4	138	1.34
5	88	1.68

2700K
09.3865.40A
09.3865.06A*
09.3865.14A
09.3865.CZA
09.3865.18A
**Casambi integrated
09.3965.40A
09.3965.06A*
09.3965.14A
09.3965.CZA
09.3965.18A

32° FLOOD

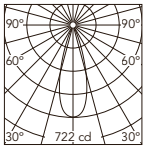

Luminous flux luminaire 364 lm

Beam Angle: 32°

h(m)	E(lx)	D(m)
1	722	0.57
2	180	1.15
3	80	1.72
4	45	2.29
5	29	2.87

3000K
09.3864.40A
09.3864.06A*
09.3864.14A
09.3864.CZA
09.3864.18A
**Casambi integrated
09.3964.40A
09.3964.06A*
09.3964.14A
09.3964.CZA
09.3964.18A

32° FLOOD

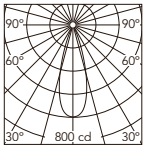

Luminous flux luminaire 404 lm

Beam Angle: 32°

h(m)	E(lx)	D(m)
1	800	0.57
2	200	1.15
3	89	1.72
4	50	2.29
5	32	2.87

* Per la finitura cromata la potenza è 8W. / For chrome finishes their power is 8W.

** Il sistema di controllo con apparecchi in versione Casambi si regola direttamente via bluetooth tramite la applicazione FLOS Control® powered by CASAMBI.

** The control system with the Casambi version of light fixtures is directly and individually regulated wirelessly using the application FLOS Control® powered by Casambi.

Find Me 1 Suspension Designed By Jorge Herrera

Light Source: Power LED 5,5W - 450 lm - 2700K/CRI 90 / 5,5W - 485 lm - 3000K/CRI 90

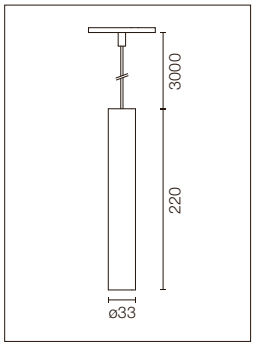

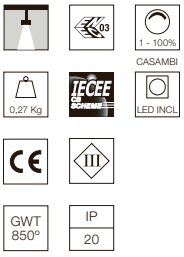

Modulo di illuminazione LED d'accento, installabile sul sistema Zero Track.
Convertitore elettronico DC/DC incorporato.
Per il controllo individuale degli apparecchi selezionare le versioni con Casambi integrato.
Non installabile su guide verticali.
Accessori inclusi (honeycomb e filtro a croce antiabbagliamento).

LED accent lighting module to be installed in the Zero Track system.
Incorporated DC/DC electronic converter.
To individually control the lights, select integrated Casambi versions.
Not suitable for vertical installations.
Accessories included (honeycomb and screening crosspiece).

2700K
- 09.3822.40A
- 09.3822.06A
- 09.3822.14A
- 09.3822.CZA
- 09.3822.18A

**Casambi integrated
- 09.3922.40A
- 09.3922.06A
- 09.3922.14A
- 09.3922.CZA
- 09.3922.18A

14° SPOT

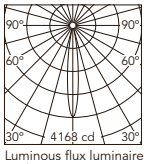

Luminous flux luminaire 309 lm

Beam Angle: 14°

h(m)	E(lx)	D(m)
1	4168	0.24
2	1042	0.48
3	463	0.72
4	261	0.95
5	167	1.19

3000K
- 09.3820.40A
- 09.3820.06A
- 09.3820.14A
- 09.3820.CZA
- 09.3820.18A

**Casambi integrated
- 09.3920.40A
- 09.3920.06A
- 09.3920.14A
- 09.3920.CZA
- 09.3920.18A

14° SPOT

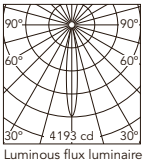

Luminous flux luminaire 314 lm

Beam Angle: 14°

h(m)	E(lx)	D(m)
1	4193	0.24
2	1048	0.49
3	466	0.73
4	262	0.97
5	168	1.21

2700K
- 09.3823.40A
- 09.3823.06A
- 09.3823.14A
- 09.3823.CZA
- 09.3823.18A

**Casambi integrated
- 09.3923.40A
- 09.3923.06A
- 09.3923.14A
- 09.3923.CZA
- 09.3923.18A

20° MEDIUM

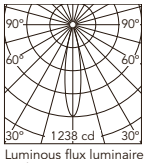

Luminous flux luminaire 186 lm

Beam Angle: 20°

h(m)	E(lx)	D(m)
1	1238	0.35
2	310	0.70
3	138	1.06
4	77	1.41
5	50	1.76

3000K
- 09.3821.40A
- 09.3821.06A
- 09.3821.14A
- 09.3821.CZA
- 09.3821.18A

**Casambi integrated
- 09.3921.40A
- 09.3921.06A
- 09.3921.14A
- 09.3921.CZA
- 09.3921.18A

20° MEDIUM

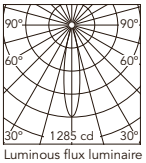

Luminous flux luminaire 193 lm

Beam Angle: 20°

h(m)	E(lx)	D(m)
1	1285	0.35
2	321	0.70
3	143	1.06
4	80	1.41
5	51	1.76

** Il sistema di controllo con apparecchi in versione Casambi si regola direttamente via bluetooth tramite la applicazione FLOS Control® powered by CASAMBI.

** The control system with the Casambi version of light fixtures is directly and individually regulated wirelessly using the application FLOS Control® powered by Casambi.

Atom 90 Designed By Piero Lissoni

Light Source: Power LED 5,5W* - 450 lm - 2700K/CRI 90 / 5,5W* - 485 lm - 3000K/CRI 90

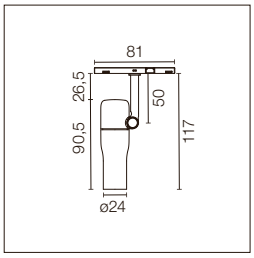

Modulo di illuminazione LED d'accento, installabile sul sistema Zero Track.
Convertitore elettronico DC/DC incorporato.
Per il controllo individuale degli apparecchi selezionare le versioni con Casambi integrato.
Accessori inclusi (honeycomb e filtro a croce antiabbagliamento).

LED accent lighting module to be installed in the Zero Track system.
Incorporated DC/DC electronic converter.
To individually control the lights, select integrated Casambi versions.
Accessories included (honeycomb and screening crosspiece).

2700K
09.3831.40A
09.3831.06A*
09.3831.14A
09.3831.CZA
09.3831.18A
**Casambi integrated
09.3931.40A
09.3931.06A*
09.3931.14A
09.3931.CZA
09.3931.18A

14°
SPOT

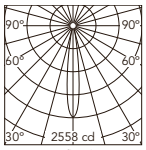

Luminous flux luminaire
224 lm

Beam Angle: 14°

h(m)	E(lx)	D(m)
1	2558	0.25
2	640	0.51
3	284	0.76
4	160	1.02
5	102	1.27

3000K
09.3830.40A
09.3830.06A*
09.3830.14A
09.3830.CZA
09.3830.18A
**Casambi integrated
09.3930.40A
09.3930.06A*
09.3930.14A
09.3930.CZA
09.3930.18A

14°
SPOT

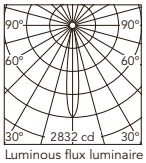

Luminous flux luminaire
247 lm

Beam Angle: 14°

h(m)	E(lx)	D(m)
1	2832	0.25
2	708	0.51
3	315	0.76
4	177	1.02
5	113	1.27

2700K
09.3833.40A
09.3833.06A*
09.3833.14A
09.3833.CZA
09.3833.18A
**Casambi integrated
09.3933.40A
09.3933.06A*
09.3933.14A
09.3933.CZA
09.3933.18A

25°
MEDIUM

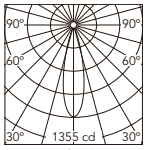

Luminous flux luminaire
261 lm

Beam Angle: 25°

h(m)	E(lx)	D(m)
1	1355	0.45
2	339	0.89
3	151	1.34
4	85	1.79
5	54	2.23

3000K
09.3832.40A
09.3832.06A*
09.3832.14A
09.3832.CZA
09.3832.18A
**Casambi integrated
09.3932.40A
09.3932.06A*
09.3932.14A
09.3932.CZA
09.3932.18A

25°
MEDIUM

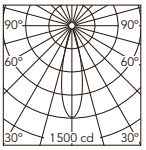

Luminous flux luminaire
289 lm

Beam Angle: 25°

h(m)	E(lx)	D(m)
1	1500	0.45
2	375	0.89
3	167	1.34
4	94	1.79
5	60	2.23

* Per la finitura cromata la potenza è 4,7W. / For chrome finishes their power is 4.7W.

** Il sistema di controllo con apparecchi in versione Casambi si regola direttamente via bluetooth tramite la applicazione FLOS Control® powered by CASAMBI.

** The control system with the Casambi version of light fixtures is directly and individually regulated wirelessly using the application FLOS Control® powered by Casambi.

Atom 120 Designed By Piero Lissoni

Light Source: Power LED 8W* - 635 lm - 2700K/CRI 90 / 8W* - 680 lm - 3000K/CRI 90

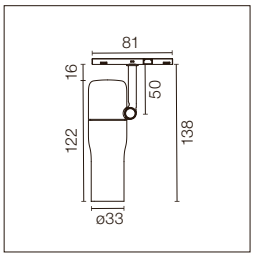

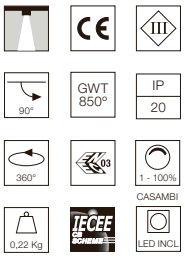

Modulo di illuminazione LED d'accento, installabile sul sistema Zero Track.
Convertitore elettronico DC/DC incorporato.
Per il controllo individuale degli apparecchi selezionare le versioni con Casambi integrato.
Accessori inclusi (honeycomb e filtro a croce antiabbagliamento).

LED accent lighting module to be installed in the Zero Track system.
Incorporated DC/DC electronic converter.
To individually control the lights, select integrated Casambi versions.
Accessories included (honeycomb and screening crosspiece).

2700K
- 09.3841.40A
- 09.3841.06A*
- 09.3841.14A
- 09.3841.CZA
- 09.3841.18A

**Casambi integrated
- 09.3941.40A
- 09.3941.06A*
- 09.3941.14A
- 09.3941.CZA
- 09.3941.18A

14° SPOT

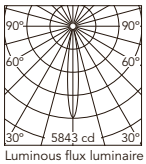

Luminous flux luminaire 433 lm

Beam Angle: 14°

h(m)	E(lx)	D(m)
1	5843	0.24
2	1461	0.48
3	649	0.72
4	365	0.95
5	234	1.19

3000K
- 09.3840.40A
- 09.3840.06A*
- 09.3840.14A
- 09.3840.CZA
- 09.3840.18A

**Casambi integrated
- 09.3940.40A
- 09.3940.06A*
- 09.3940.14A
- 09.3940.CZA
- 09.3940.18A

14° SPOT

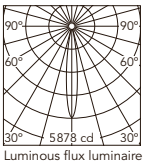

Luminous flux luminaire 440 lm

Beam Angle: 14°

h(m)	E(lx)	D(m)
1	5878	0.24
2	1469	0.49
3	653	0.73
4	367	0.97
5	235	1.21

2700K
- 09.3843.40A
- 09.3843.06A*
- 09.3843.14A
- 09.3843.CZA
- 09.3843.18A

**Casambi integrated
- 09.3943.40A
- 09.3943.06A*
- 09.3943.14A
- 09.3943.CZA
- 09.3943.18A

20° MEDIUM

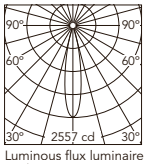

Luminous flux luminaire 364 lm

Beam Angle: 20°

h(m)	E(lx)	D(m)
1	2557	0.35
2	639	0.70
3	284	1.06
4	160	1.41
5	102	1.76

3000K
- 09.3842.40A
- 09.3842.06A*
- 09.3842.14A
- 09.3842.CZA
- 09.3842.18A

**Casambi integrated
- 09.3942.40A
- 09.3942.06A*
- 09.3942.14A
- 09.3942.CZA
- 09.3942.18A

20° MEDIUM

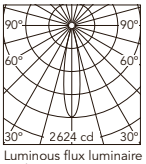

Luminous flux luminaire 373 lm

Beam Angle: 20°

h(m)	E(lx)	D(m)
1	2624	0.35
2	656	0.70
3	292	1.06
4	164	1.41
5	105	1.76

Atom 200 Designed By Piero Lissoni

Light Source: Power LED 10,5W - 1050 lm - 2700K/CRI 90 / 10,5W - 1150 lm - 3000K/CRI 90

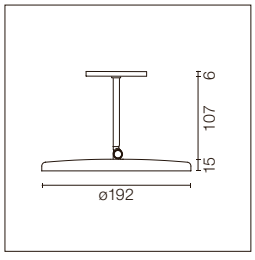

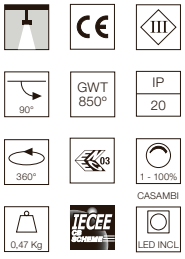

Modulo di illuminazione LED generale, installabile sul sistema Zero Track.
Convertitore elettronico DC/DC incorporato.
Per il controllo individuale degli apparecchi selezionare le versioni con Casambi integrato.
Non installabile su guide verticali.

LED general lighting module to be installed in the Zero Track system.
Incorporated DC/DC electronic converter.
To individually control the lights, select integrated Casambi versions.
Not suitable for vertical installations.

2700K
- 09.3851.40
- 09.3851.06
- 09.3851.14
- 09.3851.CZ
- 09.3851.18

**Casambi integrated
- 09.3951.40
- 09.3951.06
- 09.3951.14
- 09.3951.CZ
- 09.3951.18

110°

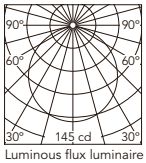

Luminous flux luminaire 395 lm

Beam Angle: 110°

h(m)	E(lx)	D(m)
1	145	2.86
2	36	5.73
3	16	8.59
4	9	11.45
5	6	14.32

3000K
- 09.3850.40
- 09.3850.06
- 09.3850.14
- 09.3850.CZ
- 09.3850.18

**Casambi integrated
- 09.3950.40
- 09.3950.06
- 09.3950.14
- 09.3950.CZ
- 09.3950.18

110°

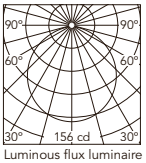

Luminous flux luminaire 424 lm

Beam Angle: 110°

h(m)	E(lx)	D(m)
1	156	2.86
2	39	5.73
3	17	8.59
4	10	11.45
5	6	14.32

* Per la finitura cromata la potenza è 6W. / For chrome finishes their power is 6W.

** Il sistema di controllo con apparecchi in versione Casambi si regola direttamente via bluetooth tramite la applicazione FLOS Control® powered by CASAMBI.

** The control system with the Casambi version of light fixtures is directly and individually regulated wirelessly using the application FLOS Control® powered by Casambi.

Driver / Drivers

Remote Installation

Fonte di alimentazione remota.
Non regolabile. 220/240V.

Remote power supply.
Non Dimmable. 220/240V.

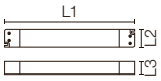

120W - 220/240V
L1: 300 - L2: 40 - L3: 30
60.9516

120W - 220/240V
L1: 268 - L2: 45 - L3: 31
60.9777A

100W - 220/240V
L1: 295 - L2: 43 - L3: 30
60.9443

60W - 220/240V
L1: 180 - L2: 52 - L3: 30
60.9515

60W - 220/240V
L1: 225 - L2: 43 - L3: 30
60.9374

Surface Installation Driver

Fonte di alimentazione finale per installazione a superficie. Non regolabile.

Power supply surface end. Non Dimmable.

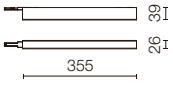

96W
06.2510.40A
06.2510.06A
06.2510.14A
06.2510.CZA
06.2510.18A

Fonte di alimentazione intermedia per installazione a superficie. Non regolabile.

Power supply surface middle. Non Dimmable.

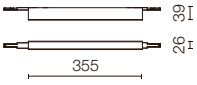

96W
06.2511.40A
06.2511.06A
06.2511.14A
06.2511.CZA
06.2511.18A

Unità di controllo / Control Units

Gateway di regolazione wireless. Da 1-10V a Casambi. Per installazione remota. Vedi le specifiche del prodotto nel manuale Flos Control. Consigliato per fungere da gateway da Lutron a Casambi.

Wireless Dimmer Bridge. From 1-10V to Casambi. For remote installation. See product specifications in the Flos Control manual. Recommended to act as a gateway from Lutron to Casambi.



DIM 1-10V >> Casambi
08.0824.14

Track Lenght (m)	% Driver Nominal Power
1	95
2	95
3	95
4	95
5	95
6	93
7	91
8	89
9	87
10	85

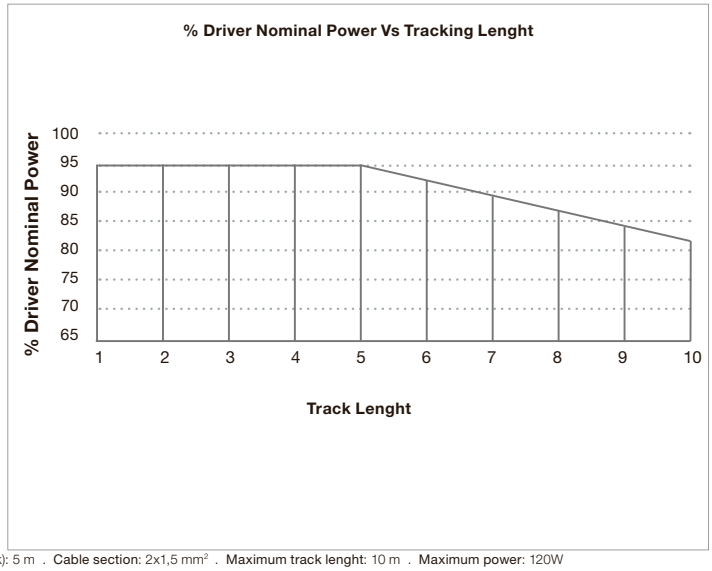

Example:
Ref. 60.9361: 57W / 4 m track
57W x 0,95 = 54,15W available

	W luminary	N° luminaries	W luminaries
Find Me 0	3,5	3	10,5
Find Me 1	5,5	0	0
Find Me 2	10,5	0	0
Atom 90	5,5	3	16,5
Atom 120	8	2	16
Atom 200	10,5	1	10,5
	Total system power: 53,5W		

Maximum cable lenght: (driver to track): 5 m . **Cable section:** 2x1,5 mm² . **Maximum track lenght:** 10 m . **Maximum power:** 120W

Remote Driver Installations

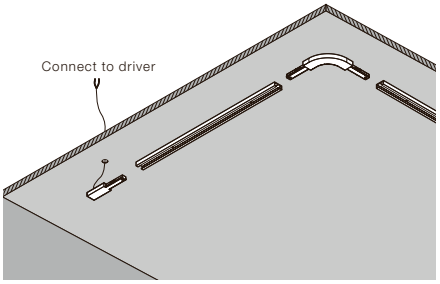

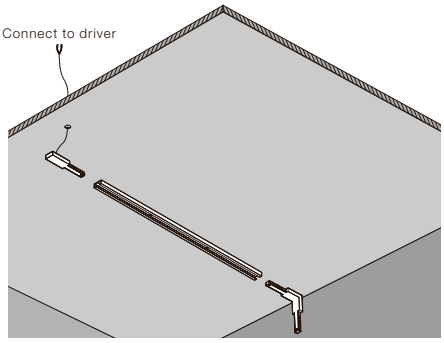

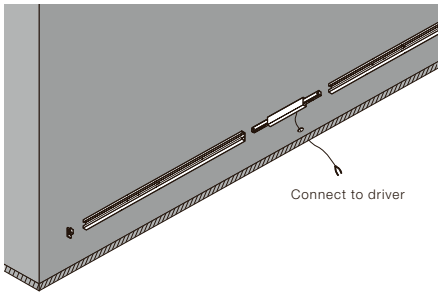

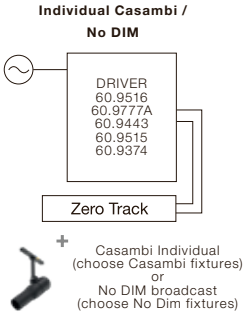

FLOS
CONTROL BY CASAMBI

THE MICRO RUNNING MAGNET

DESIGNED BY FLOS ARCHITECTURAL

FLOS
CONTROL BY CASAMBI

Available on the App Store

GET IT ON Google Play

RECESSED

SURFACE

Recessed Profiles ■ 14 Nero
14 Black

Surface Profiles □ 40 Bianco
40 White ■ 14 Nero
14 Black

Descrizione
Innovativo programma di strutture ultraminiaturizzate in versione a incasso e superficie. Compatibile con un'ampia gamma di soluzioni di illuminazione professionali mediante fissaggio magnetico. La soluzione definitiva per l'illuminazione espositiva.
Un programma completo e professionale che al di là delle dimensioni ridotte garantisce una luce equilibrata e attraente capace di risaltare ogni oggetto nel miglior modo a 360º.
La quintessenza della luce integrata, ottenuta grazie ad un profilo di soli 5mm che permette la totale integrazione di micro apparecchi progettati per fondersi con la struttura fin quasi a scomparire.
Le incredibili dimensioni ridotte del profilo che caratterizza il programma esaltano la flessibilità della luce e il suo rapporto con l'architettura. L'installazione dei corpi illuminanti avviene tramite supporto magnetico all'interno del profilo per una semplicità d'uso senza eguali.
Fissaggio magnetico degli apparecchi di illuminazione, che consente la manipolazione a caldo. I corpi illuminanti si possono orientare da accesi ottenendo enorme flessibilità e adattabilità della configurazione in qualunque momento. Tutti i profili strutturali di Micro Running Magnet sono fabbricati con alluminio estruso bianco o nero, provvisto di circuito elettrico alimentato a 24V, sul quale si installano le unità luminose a LED compatibili tramite un sistema di fissaggio magnetico.
Gamma completa di proiettori disponibile in varie potenze e dimensioni. Tutti i prodotti includono micro lenti professionali stabilizzate in acrilico per un controllo massimo degli effetti luminosi.

Controllo:
- DALI: controllo remoto in broadcast (dimmerazione di tutte le unità luminose in gruppo).
- 1/10V: controllo remoto in broadcast (dimmerazione di tutte le unità luminose in gruppo).
- Casambi: controllo remoto in broadcast e individuale tramite applicazione dedicata FLOS Control®.
App necessaria per i dispositivi mobili (disponibile su Apple Store e Google Play).

Sistema Ottico
Unità luminose d'accento disponobili con ottica intensiva (Lente Spot) e con ottica estensiva (Lente Medium, Flood e Wide Flood).
Moduli di illuminazione lineare con emissione diretta diffusa o wall-washer, disponibile in varie lunghezze da 300mm fino a 1200mm.

Unità di alimentazione
Unità di alimentazione remota 24V non inclusa.

Informazioni Aggiuntive
The Micro Running Magnet è un sistema elettrico alimentato a 24V e limitato ad una corrente massima di 5A e 120W per evitare sovraccarico. Ogni volta che si raggiungono 120W di carico è necessario realizzare una nuova connessione tramite un profilo di alimentazione.
Indice di protezione IP20.
Installabile su superfici normalmente infiammabili.
Raccomandato per l'installazione su superfici in cartongesso di 12,5 mm di spessore per la versione da incasso. I regolatori della tensione elettrica PWM posso essere usati a una frequenza di 250-500 Hz.
In alcuni casi, il tipo di installazione può far sì che il sistema di attenuazione dell'illuminazione produca un leggero ronzio.

Prima di effettuare l'ordine, si consiglia di informarsi per bene sulle caratteristiche del prodotto che non sono state incluse in questo catalogo e che possono essere determinanti per il suo progetto di installazione, consultando la pagina web di Flos per professionisti, la scheda tecnica del prodotto e le istruzioni per la sua installazione e montaggio.

Conformità e Marchi di Qualità
Apparecchio conforme alla Normativa Tecnica Europea EN60598-1 e relative parti seconde.

Description
Innovative program of ultra-miniaturized structures in recessed and surface versions. Compatible with a wide range of professional lighting solutions by means of magnetic fixing. The Micro Running Magnet is the ultimate solution for exhibition lighting. A complete and professional program that, in addition to its reduced dimensions, provides a balanced and attractive light to highlight each object in the best way and in 360º.
The quintessence of integrated light obtained thanks to a profile of only 5 mm that allows the total integration of micro-devices designed to be combined with the structure until they disappear almost completely.
The incredibly small profile size that characterizes the program enhances the light's flexibility and its relationship with the architecture. The light¬ing bodies are installed by means of a magnetic support inside the profile, providing an unparalleled ease of use.
Magnetic fixing of the luminaries, which allows hot handling. The lighting bodies can be orientated when they are still on, achieving enormous flexibility and adaptability in the configuration at any time.
The profile of all The Micro Running Magnet structural tracks is extruded aluminum, painted black or white, housing a graphite electric track fed at 24V, on which all magnetic luminaries are installed simply by insertion.
Complete range of micro-projectors available in various powers and sizes. They all include professional acrylic stabilized micro-lenses for a maximum control of lighting effects.

Control
- DALI: broadcasting remote control (dimming of all the luminaires in a single group).
- 1/10V: broadcasting remote control (dimming of all the luminaires in a single group).
- Casambi: individual and broadcast control through a tablet or smartphone application (FLOS Control®).
App needed for mobile devices (available in Apple Store y Google Play).

Optic system
The accent light modules are available with intensive optics (spot lens) and extensive optics (medium, flood and wide flood lens).
Linear lighting modules with direct diffused or wall-washer light emission, available in different lengths from 300mm up to 1200mm.

Power Supply
Remote 24V power supply not included.

Additional Information
The Micro Running Magnet is a 24V electrical system limited to a maximum power current of 5A and 120W to avoid overloads. After every 120W make a new connection with a feed unit profile.
IP20 protection grade.
Suitable for installation on normally inflammable surfaces.
For Recessed version, installation on 12.5 mm-thick plasterboard surfaces is recommended. PWM Voltage output dimmable drivers shall be used at. Frequencies between 250 and 500 Hz.
In few cases, depending on the installation, the broadcast dimming can produce an audible buzz.

Before placing your order, please consult the product details also on the Flos professional website, in its technical data sheet and in the installation and assembly instructions to find all the information that may not be included in this catalogue or that could be relevant to your specific project or installation.

Compliance of Standards and Quality Marks
EN60598-1 European Technical Standards and anysubsequent additions

THE MICRO RUNNING MAGNET

DESIGNED BY FLOS ARCHITECTURAL

LIGHT MODULES

NANO SPOT

LIGHT SOURCE
POWER LED
2W
165 lm
2700K/CRI 90
170 lm
3000K/CRI 90
185 lm
4000K/CRI 90
200 lm
5000K/CRI 90

MICRO SPOT

LIGHT SOURCE
POWER LED
3W
275 lm
2700K/CRI 90
295 lm
3000K/CRI 90
315 lm
4000K/CRI 90
335 lm
5000K/CRI 90

SPOT

LIGHT SOURCE
POWER LED
6W
545 lm
2700K/CRI 90
585 lm
3000K/CRI 90
625 lm
4000K/CRI 90
665 lm
5000K/CRI 90

LIGHT SHADOW SPOT Ø30

LIGHT SOURCE
POWER LED
3W
270 lm
2700K/CRI 90
285 lm
3000K/CRI 90
300 lm
4000K/CRI 90
320 lm
5000K/CRI 90

FIND ME 0

LIGHT SOURCE
POWER LED
3,5W
249 lm
2700K/CRI 90
270 lm
3000K/CRI 90

FIND ME 1

LIGHT SOURCE
POWER LED
5,5W
446 lm
2700K/CRI 90
463 lm
3000K/CRI 90

LIGHT STRIPE DIFFUSED

LIGHT STRIPE WALL-WASHER

LIGHT SOURCE
TOP LED
15W/m
1440 lm/m
2700K/CRI 90
1550 lm/m
3000K/CRI 90
1660 lm
4000K/CRI 90
1775 lm
5000K/CRI 90

Recessed Profile

14 Nero
14 Black

Surface Profile

40 Bianco
40 White

14 Nero
14 Black

Spots & Light Shadow Spot Ø30

40 Bianco
40 White

14 Nero
14 Black

EQ Rame Spazzolato*
EQ Brushed Copper*

ER Acciaio Spazzolato*
ER Brushed Steel*

ES Bronzo Spazzolato*
ES Brushed Bronze*

*On Demand - Metallic Colours

Find Me

40 Bianco
40 White

14 Nero
14 Black

Light Stripes

14 Nero
14 Black

HOW TO ORDER

1 CHOOSE YOUR PROFILE AND LENGTH

RECESSED PROFILE



L: 1 / 1,5 / 2 / 2,5 / 3 m

SURFACE PROFILE

L: 1 / 1,5 / 2 / 2,5 / 3 m

2 COMPLETE WITH MOUNTING ACCESSORIES

Feed connector

Intermediate connector

Straight

End cap

90º Corner

Electrical / Mechanical joint

Inner corner

Electrical / Mechanical joint

Feed connector

Intermediate connector

Straight

End cap

90º Corner

Electrical / Mechanical

Inner corner

Electrical / Mechanical

3 SELECT POWER SUPPLY

Installation remote driver

(select the driver with the appropriate power according to the needs of your project)

Non Dimmable / Casambi Individual

60W / 100W / 120W

0/1-10V · Push broadcast

Dimmer

+

60W / 100W / 120W

DALI · Push broadcast

Dimmer

+

60W / 100W / 120W

Casambi broadcast

Dimmer

+

60W / 100W / 120W

+

No DIM

4 SELECT A LIGHT MODULE

No DIM / Broadcast DIM

Light Stripe Diffused

L: 300 mm / 600 mm / 900 mm / 1200 mm

General lighting

Light Stripe Wall-Washer

L: 300 mm / 600 mm / 900 mm / 1200 mm

Wall-Washer

Nano Spot

M/F

Micro Spot

S/M/F

Spot

S/M

Light Shadow Spot Ø30

S/M/F/WF

*On Demand - Metallic Colours

Casambi Individual DIM

Find Me 0

S/M

Find Me 1

S/M

Profili

Profilo elettromeccanico di dimensioni ridottissime per installazione ad incasso su soffitti e pareti di cartongesso disponibile con lunghezze da 1 a 3m.
Accessori di fissaggio inclusi con i profili.
Angoli di 90° disponibili nello stesso piano (elemento simmetrico per angolo destro e sinistro).

Profiles

Electromechanical profile of reduced size for recessed installation in plasterboard ceilings/walls with lengths from 1 to 3 m.
Fastening accessories included with the profiles.
90° corners available in the same plane (symmetrical element for left and right corners).

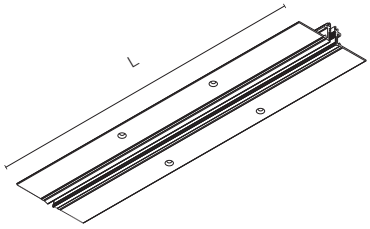

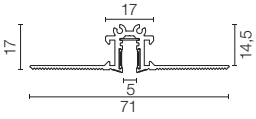

L: 1000 mm
06.6000.14
L: 1500 mm
06.6001.14
L: 2000 mm
06.6002.14
L: 2500 mm
06.6003.14
L: 3000 mm
06.6004.14

L: 1 m / 1,5 m / 2m / 2,5m / 3 m

Angolo 90°. Collegamento elettrico/meccanico. Non alimentabile. Gli apparecchi non possono essere montati sugli angoli.	90° Corner. Electrical/mechanical connection. Non-feedable. Luminaires cannot be located on corners.		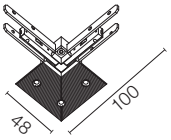	06.6030.14
Angolo interno. Collegamento elettrico/meccanico. Non alimentabile. Gli apparecchi non possono essere montati sugli angoli.	Inner corner. Electrical/mechanical connection. Non-feedable. Luminaires cannot be located on corners.		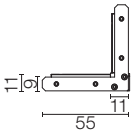	06.6032.14
Connettore di alimentazione. Cavo da 2m incluso. Collegamento elettrico. Gli apparecchi non possono essere montati sul connettore.	Feed connector. 2m cable included. Electrical connection. Luminaires cannot be located in the connector.		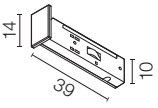	06.6034.14
Connettore intermedio. Collegamento elettrico. Gli apparecchi non possono essere montati sul connettore.	Intermediate connector. Electrical connection. Luminaires cannot be located in the connector.		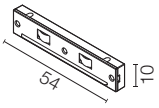	06.6035.14
Terminale di chiusura. Kit di 1 unità.	End cap. 1 unit kit.			06.6036.14

Profili

Profilo elettromeccanico di dimensioni ridottissime per installazione in superficie (soffitto o parete) disponibile con lunghezze da 1 a 3m.
Accessori di fissaggio inclusi con i profili.
Angoli di 90° disponibili nello stesso piano (elemento simmetrico per angolo destro e sinistro).
La parte interna del profilo è fornita sempre nera.

Profiles

Electromechanical profile of reduced size for installation on surfaces (ceiling or wall) with lengths from 1 to 3 m.
Fastening accessories included with the profiles.
90° corners available in the same plane (symmetrical element for left and right corners).
The inner part of the profile is always supplied in black.

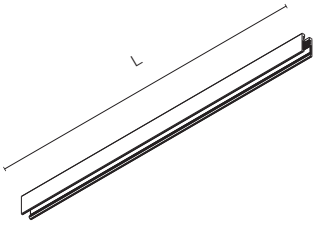

L: 1 m / 1,5 m / 2m / 2,5m / 3 m

L: 1000 mm
06.6010.40
06.6010.14
L: 1500 mm
06.6011.40
06.6011.14
L: 2000 mm
06.6012.40
06.6012.14
L: 2500 mm
06.6013.40
06.6013.14
L: 3000 mm
06.6014.40
06.6014.14

Angolo 90°.
Collegamento elettrico/meccanico.
Non alimentabile. Gli apparecchi non possono essere montati sugli angoli.

90° Corner.
Electrical/mechanical connection.
Non-feedable. Luminaires cannot be located on corners.

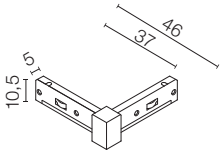

06.6031.40
06.6031.14

Angolo interno.
Collegamento elettrico/meccanico.
Non alimentabile. Gli apparecchi non possono essere montati sugli angoli.

Inner corner.
Electrical/mechanical connection.
Non-feedable. Luminaires cannot be located on corners.

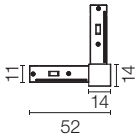

06.6033.40
06.6033.14

Connettore di alimentazione.
Cavo da 2m incluso.
Collegamento elettrico. Gli apparecchi non possono essere montati sul connettore.

Feed connector.
2m cable included.
Electrical connection. Luminaires cannot be located in the connector.

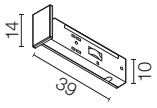

06.6034.40
06.6034.14

Connettore intermedio.
Collegamento elettrico. Gli apparecchi non possono essere montati sul connettore.

Intermediate connector.
Electrical connection. Luminaires cannot be located in the connector.

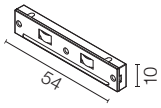

06.6035.14

Terminale di chiusura. Kit di 1 unità.

End cap. 1 unit kit.

06.6036.40
06.6036.14

SURFACE INSTALLATION

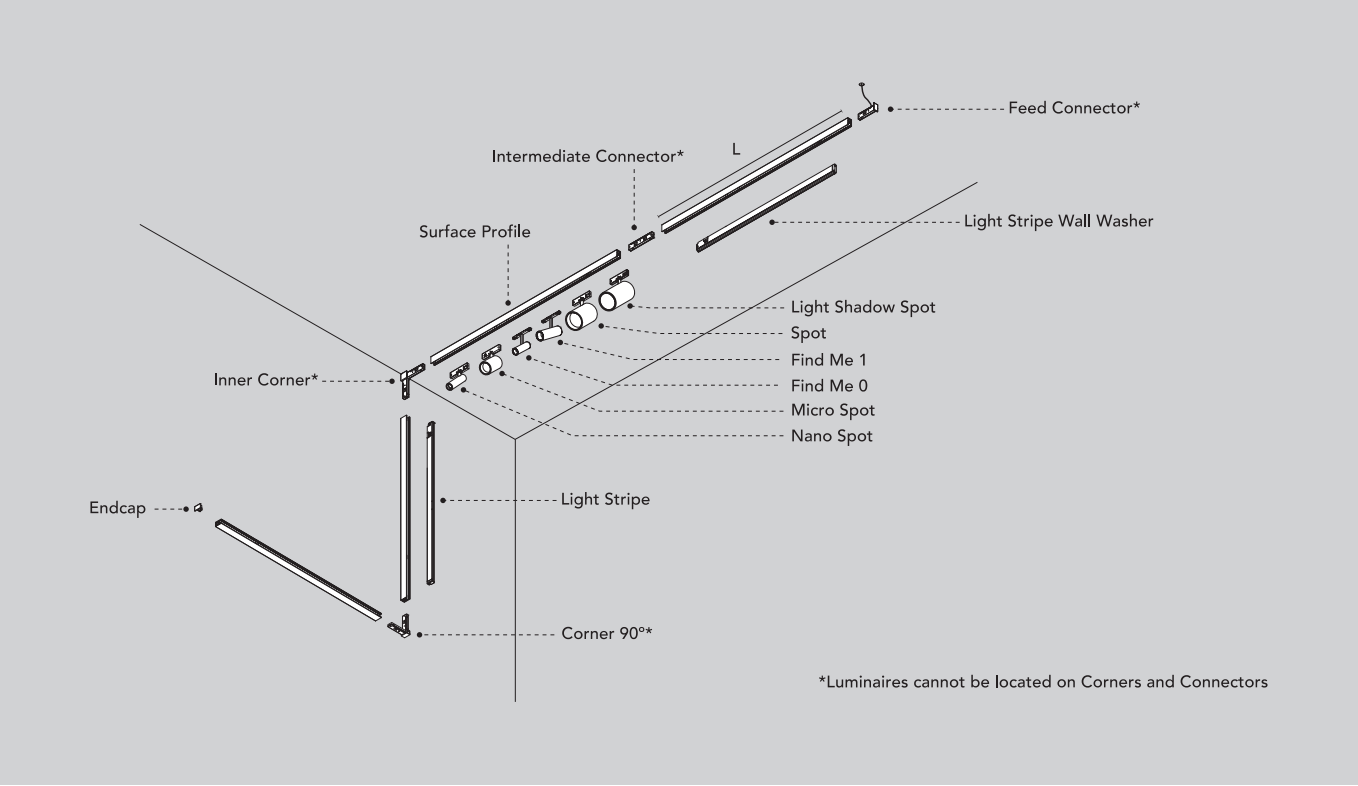

RECESSED INSTALLATION

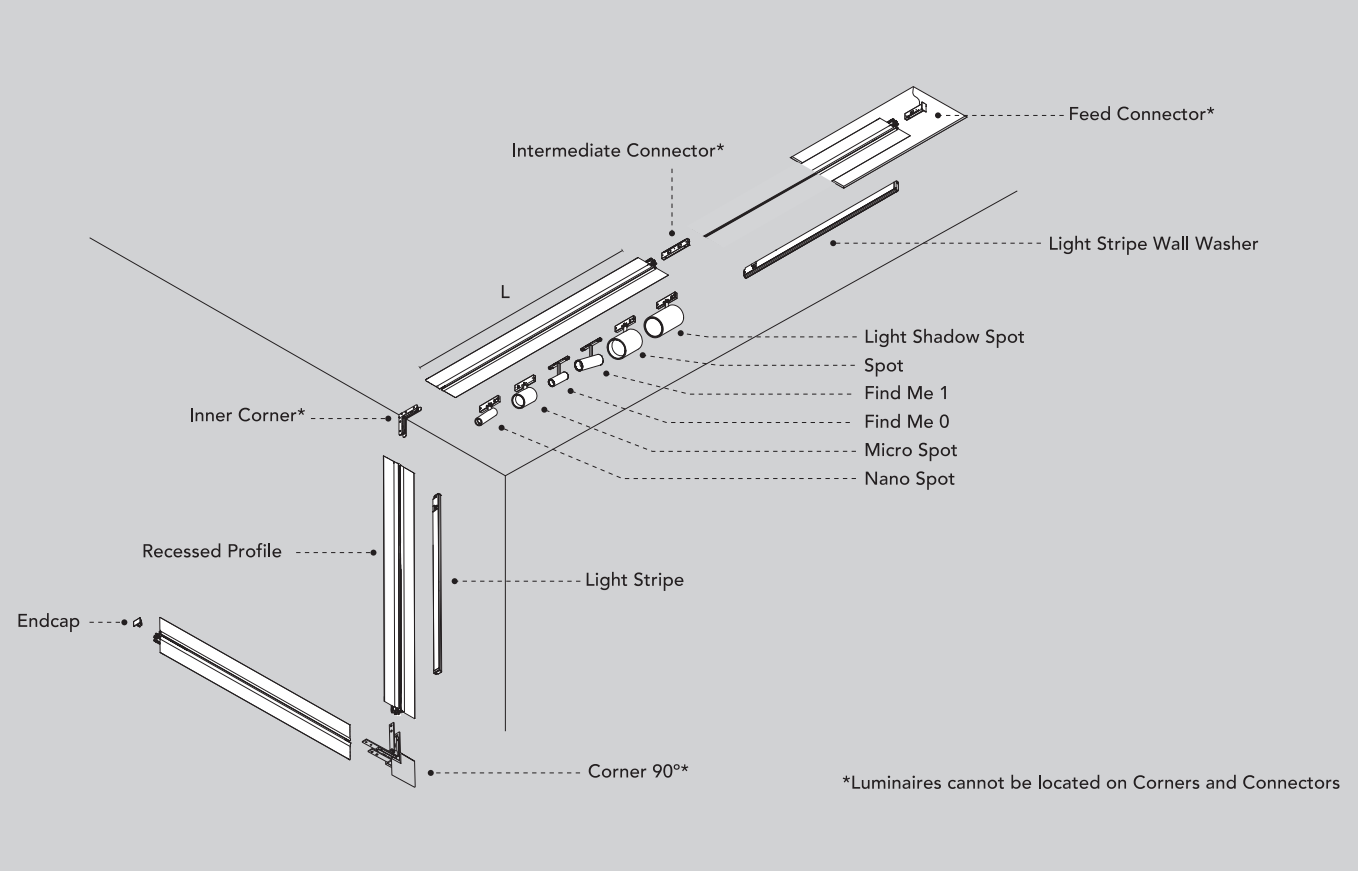

• Posso tagliare i profili?
Sì, i profili si possono tagliare in qualsiasi punto e la connessione elettrica puó essere ripristinata grazie al connettore intermedio disponibile come accessorio.

• Can I cut the profiles?
Yes. The profiles can be cut at any point and the electrical connection continued using the intermediate connector.

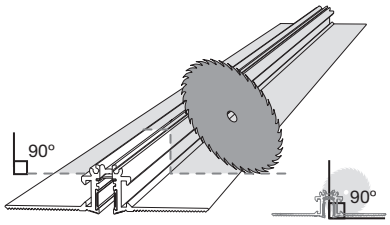

• Posso installare un proiettore negli angoli o tra due profili?
No, i pezzi angolari non hanno spazio libero per alloggiare gli apparecchi, l'angolo e i giunti tra i profili contengono le connessioni elettriche, funzionando come connettori intermedi.

• Can I place a spotlight in the corners or between two profiles?
No, the corner pieces have no free space for luminaires, the corner and the joints between profiles contain the electrical connections as intermediate connectors.

• È possibile regolare l'intensità degli aparecchi individualmente?
No, utilizzando i driver consigliati è possibile dimmerare il sistema ma gli apparecchi saranno dimmerati sempre tutti insieme.

• Can I dim the luminaires individually?
No. By using the recommended equipment, they can be adjusted, but all at once.

• Qual è la lunghezza massima che si può alimentare in una struttura con un singolo driver?
La massima lunghezza alimentabile di un profilo è pari a 10 metri.

• What is the maximum length that can be powered with one power supply on a structure?
The maximum length of a profile that can be powered with one power source is 10 metres.

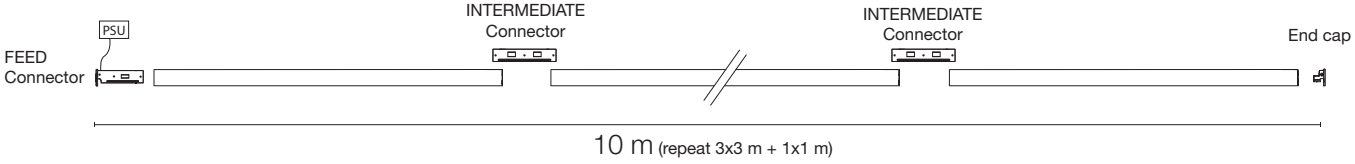

• È possibile alimentare la struttura da un modulo angolare o da un connettore intermedio?
No, gli angoli ed i connettori intermedi del sistema non sono alimentabili.

• Can I power a structure from a corner or intermediate connector?
No. The corners and intermediate connector of this system cannot be powered.

Light Stripe Diffused

Light Source: Top LED 15W/m - 1440 lm/m - 2700K/CRI 90 / 15W/m - 1550 lm/m - 3000K/CRI 90 / 15W/m - 1660 lm/m - 4000K/CRI 90 / 15W/m -1775 lm/m - 5000K/CRI 90

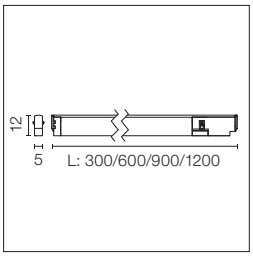



Modulo di illuminazione a LED con emissione di luce diffusa compatibile con The mlcro Running System. Convertitore elettronico di corrente DC/DC integrato.

Diffused LED light module to be installed in The Micro Running Magnet System. Built-in DC/DC electronic voltage converter.

2700K
L: 300 mm - 4,5W
03.2260.14

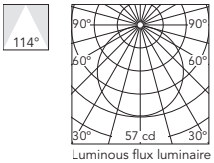

Luminous flux luminaire 205 lm

Beam Angle: 114°

h(m)	E(lx)	D(m)
1	57	3.11
2	14	6.21
3	6	9.32
4	4	12.43
5	2	15.53

3000K
L: 300 mm - 4,5W
03.2261.14

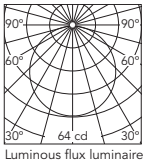

Luminous flux luminaire 230 lm

Beam Angle: 114°

h(m)	E(lx)	D(m)
1	64	3.11
2	16	6.21
3	7	9.32
4	4	12.43
5	3	15.53

2700K
L: 600 mm - 9W
03.2264.14

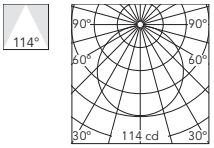

Luminous flux luminaire 411 lm

Beam Angle: 114°

h(m)	E(lx)	D(m)
1	114	3.11
2	29	6.21
3	13	9.32
4	7	12.43
5	5	15.53

3000K
L: 600 mm - 9W
03.2265.14

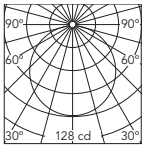

Luminous flux luminaire 460 lm

Beam Angle: 114°

h(m)	E(lx)	D(m)
1	128	3.11
2	32	6.21
3	14	9.32
4	8	12.43
5	5	15.53

2700K
L: 900 mm - 13,5W
03.2268.14

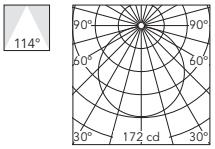

Luminous flux luminaire 616 lm

Beam Angle: 114°

h(m)	E(lx)	D(m)
1	172	3.11
2	43	6.21
3	19	9.32
4	11	12.43
5	7	15.53

3000K
L: 900 mm - 13,5W
03.2269.14

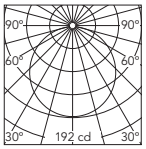

Luminous flux luminaire 689 lm

Beam Angle: 114°

h(m)	E(lx)	D(m)
1	192	3.11
2	48	6.21
3	21	9.32
4	12	12.43
5	8	15.53

2700K
L: 1200 mm - 18W
03.2272.14

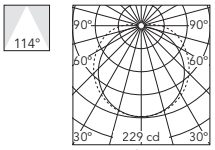

Luminous flux luminaire 821 lm

Beam Angle: 114°

h(m)	E(lx)	D(m)
1	229	3.11
2	57	6.21
3	25	9.32
4	14	12.43
5	9	15.53

3000K
L: 1200 mm - 18W
03.2273.14

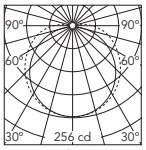

Luminous flux luminaire 919 lm

Beam Angle: 114°

h(m)	E(lx)	D(m)
1	256	3.11
2	64	6.21
3	28	9.32
4	16	12.43
5	10	15.53

4000K
L: 300 mm - 4,5W
03.2262.14

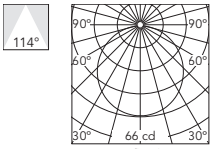

Luminous flux luminaire 237 lm

Beam Angle: 114°

h(m)	E(lx)	D(m)
1	66	3.11
2	16	6.21
3	7	9.32
4	4	12.43
5	3	15.53

5000K
L: 300 mm - 4,5W
03.2263.14

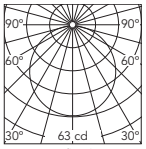

Luminous flux luminaire 226 lm

Beam Angle: 114°

h(m)	E(lx)	D(m)
1	63	3.11
2	16	6.21
3	7	9.32
4	4	12.43
5	3	15.53

4000K
L: 600 mm - 9W
03.2266.14

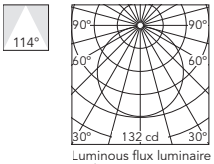

Luminous flux luminaire 473 lm

Beam Angle: 114°

h(m)	E(lx)	D(m)
1	132	3.11
2	33	6.21
3	15	9.32
4	8	12.43
5	5	15.53

5000K
L: 600 mm - 9W
03.2267.14

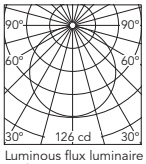

Luminous flux luminaire 452 lm

Beam Angle: 114°

h(m)	E(lx)	D(m)
1	126	3.11
2	31	6.21
3	14	9.32
4	8	12.43
5	5	15.53

4000K
L: 900 mm - 13,5W
03.2270.14

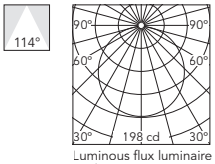

Luminous flux luminaire 710 lm

Beam Angle: 114°

h(m)	E(lx)	D(m)
1	198	3.11
2	49	6.21
3	22	9.32
4	12	12.43
5	8	15.53

5000K
L: 900 mm - 13,5W
03.2271.14

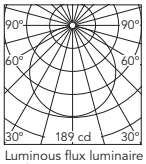

Luminous flux luminaire 678 lm

Beam Angle: 114°

h(m)	E(lx)	D(m)
1	189	3.11
2	47	6.21
3	21	9.32
4	12	12.43
5	8	15.53

4000K
L: 1200 mm - 18W
03.2274.14

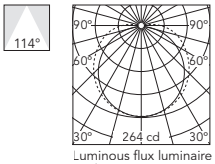

Luminous flux luminaire 947 lm

Beam Angle: 114°

h(m)	E(lx)	D(m)
1	264	3.11
2	66	6.21
3	29	9.32
4	16	12.43
5	11	15.53

5000K
L: 1200 mm - 18W
03.2275.14

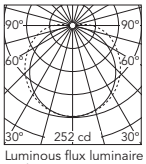

Luminous flux luminaire 904 lm

Beam Angle: 114°

h(m)	E(lx)	D(m)
1	252	3.11
2	63	6.21
3	28	9.32
4	16	12.43
5	10	15.53

Light Stripe Wall-Washer

Light Source: Top LED 15W/m - 1440 lm/m - 2700K/CRI 90 / 15W/m - 1550 lm/m - 3000K/CRI 90 / 15W/m - 1660 lm/m - 4000K/CRI 90 / 15W/m -1775 lm/m - 5000K/CRI 90

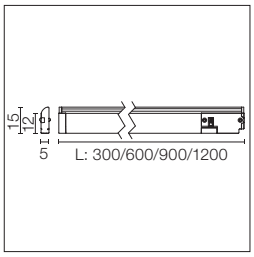



Modulo di illuminazione a LED con emissione asimmetrica wall-washer compatibile con The mlcro Running System. Convertitore elettronico di corrente DC/DC integrato.

Asymmetric wall-washer LED light module to be installed in The Micro Running Magnet System. Built-in DC/DC electronic voltage converter.

2700K
L: 300 mm - 4,5W
03.2280.14

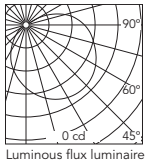

Luminous flux luminaire
185 lm

2700K
L: 600 mm - 9W
03.2284.14

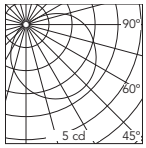

Luminous flux luminaire
370 lm

2700K
L: 900 mm - 13,5W
03.2288.14

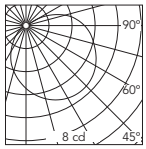

Luminous flux luminaire
555 lm

2700K
L: 1200 mm - 18W
03.2292.14

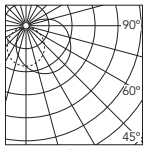

Luminous flux luminaire
740 lm

4000K
L: 300 mm - 4,5W
03.2282.14

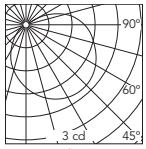

Luminous flux luminaire
213 lm

4000K
L: 600 mm - 9W
03.2286.14

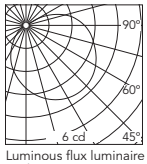

Luminous flux luminaire
427 lm

4000K
L: 900 mm - 13,5W
03.2290.14

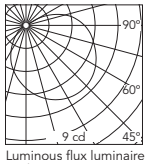

Luminous flux luminaire
640 lm

4000K
L: 1200 mm - 18W
03.2294.14

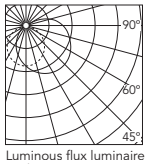

Luminous flux luminaire
853 lm

3000K
L: 300 mm - 4,5W
03.2281.14

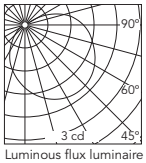

Luminous flux luminaire
207 lm

3000K
L: 600 mm - 9W
03.2285.14

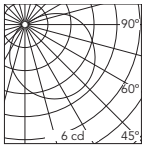

Luminous flux luminaire
414 lm

3000K
L: 900 mm - 13,5W
03.2289.14

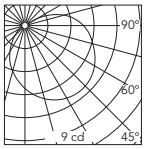

Luminous flux luminaire
621 lm

3000K
L: 1200 mm - 18W
03.2293.14

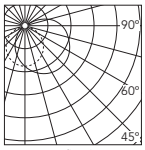

Luminous flux luminaire
829 lm

5000K
L: 300 mm - 4,5W
03.2283.14

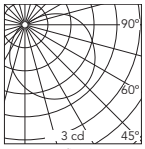

Luminous flux luminaire
204 lm

5000K
L: 600 mm - 9W
03.2287.14

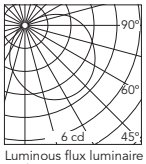

Luminous flux luminaire
408 lm

5000K
L: 900 mm - 13,5W
03.2291.14

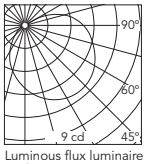

Luminous flux luminaire
611 lm

5000K
L: 1200 mm - 18W
03.2295.14

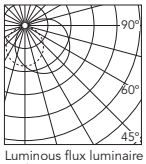

Luminous flux luminaire
815 lm

Nano Spot

Light Source: Power LED 2W - 165 lm - 2700K/CRI 90 / 2W - 170 lm - 3000K/CRI 90 / 2W - 185 lm - 4000K/CRI 90 / 2W -200 lm - 5000K/CRI 90

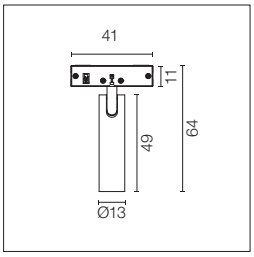

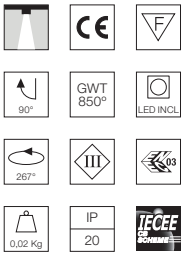

Modulo di illuminazione LED d'accento da installare nel sistema The Micro Running Magnet. Convertitore elettronico di corrente DC/DC integrato.

Accent lighting LED module to be installed in The Running Magnet System. Built-in DC/DC electronic voltage converter.

Optic Medium

2700K
03.2210.40A
03.2210.14A

23° MEDIUM

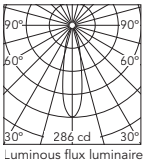

Luminous flux luminaire 73 lm

Beam Angle:	23°	
h(m)	E(lx)	D(m)
1	286	0.41
2	72	0.83
3	32	1.24
4	18	1.65
5	11	2.06

3000K
03.2211.40A
03.2211.14A

23° MEDIUM

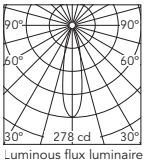

Luminous flux luminaire 70 lm

Beam Angle:	23°	
h(m)	E(lx)	D(m)
1	278	0.41
2	69	0.83
3	31	1.24
4	17	1.65
5	11	2.06

4000K
03.2212.40A
03.2212.14A

23° MEDIUM

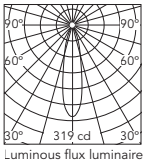

Luminous flux luminaire 81 lm

Beam Angle:	23°	
h(m)	E(lx)	D(m)
1	319	0.41
2	80	0.83
3	35	1.24
4	20	1.65
5	13	2.06

5000K
03.2213.40A
03.2213.14A

23° MEDIUM

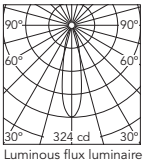

Luminous flux luminaire 82 lm

Beam Angle:	23°	
h(m)	E(lx)	D(m)
1	324	0.41
2	81	0.83
3	36	1.24
4	20	1.65
5	13	2.06

Optic Flood

2700K
03.2215.40A
03.2215.14A

32° FLOOD

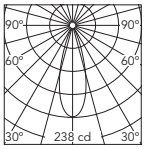

Luminous flux luminaire 77 lm

Beam Angle:	32°	
h(m)	E(lx)	D(m)
1	238	0.57
2	60	1.15
3	26	1.72
4	15	2.29
5	10	2.87

3000K
03.2216.40A
03.2216.14A

32° FLOOD

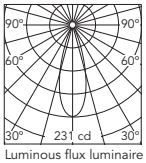

Luminous flux luminaire 75 lm

Beam Angle:	32°	
h(m)	E(lx)	D(m)
1	231	0.57
2	58	1.15
3	26	1.72
4	14	2.29
5	9	2.87

4000K
03.2217.40A
03.2217.14A

32° FLOOD

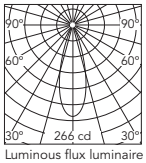

Luminous flux luminaire 86 lm

Beam Angle:	32°	
h(m)	E(lx)	D(m)
1	266	0.57
2	66	1.15
3	30	1.72
4	17	2.29
5	11	2.87

5000K
03.2218.40A
03.2218.14A

32° FLOOD

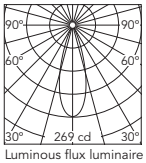

Luminous flux luminaire 87 lm

Beam Angle:	32°	
h(m)	E(lx)	D(m)
1	269	0.57
2	67	1.15
3	30	1.72
4	17	2.29
5	11	2.87

Micro Spot

Light Source: Power LED 3W - 275 lm - 2700K/CRI 90 / 3W - 295 lm - 3000K/CRI 90 / 3W - 315 lm - 4000K/CRI 90 / 3W - 335 lm - 5000K/CRI 90

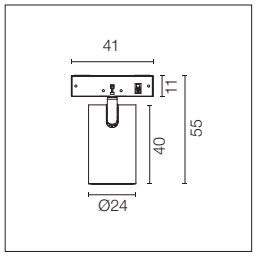

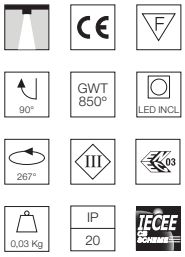

Modulo di illuminazione LED d'accento da installare nel sistema The Micro Running Magnet. Convertitore elettronico di corrente DC/DC integrato.

Disponibile accessorio honeycomb. Da ordinare separatamente.

Accent lighting LED module to be installed in The Running Magnet System. Built-in DC/DC electronic voltage converter.

Honeycomb accessory available. Must be ordered separately.

Optic Spot

2700K
03.2300.40A
03.2300.14A

16° SPOT



Luminous flux luminaire 216 lm

Beam Angle: 16°

h(m)	E(lx)	D(m)
1	2028	0.27
2	507	0.54
3	225	0.82
4	127	1.09
5	81	1.36

3000K
03.2301.40A
03.2301.14A

16° SPOT

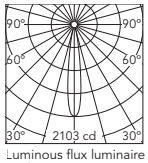

Luminous flux luminaire 224 lm

Beam Angle: 16°

h(m)	E(lx)	D(m)
1	2103	0.27
2	526	0.54
3	234	0.82
4	131	1.09
5	84	1.36

4000K
03.2302.40A
03.2302.14A

16° SPOT



Luminous flux luminaire 240 lm

Beam Angle: 16°

h(m)	E(lx)	D(m)
1	2249	0.27
2	562	0.54
3	250	0.82
4	141	1.09
5	90	1.36

5000K
03.2303.40A
03.2303.14A

16° SPOT



Luminous flux luminaire 243 lm

Beam Angle: 16°

h(m)	E(lx)	D(m)
1	2278	0.27
2	570	0.54
3	253	0.82
4	142	1.09
5	91	1.36

Optic Medium

2700K
03.2220.40A
03.2220.14A

28° MEDIUM

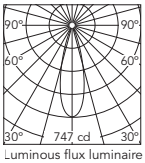

Luminous flux luminaire 200 lm

Beam Angle: 28°

h(m)	E(lx)	D(m)
1	747	0.51
2	187	1.02
3	83	1.54
4	47	2.05
5	30	2.56

3000K
03.2221.40A
03.2221.14A

28° MEDIUM

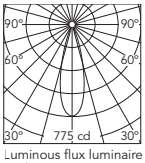

Luminous flux luminaire 207 lm

Beam Angle: 28°

h(m)	E(lx)	D(m)
1	775	0.51
2	194	1.02
3	86	1.54
4	48	2.05
5	31	2.56

4000K
03.2222.40A
03.2222.14A

28° MEDIUM

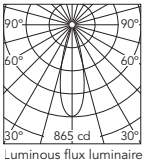

Luminous flux luminaire 231 lm

Beam Angle: 28°

h(m)	E(lx)	D(m)
1	865	0.51
2	216	1.02
3	96	1.54
4	54	2.05
5	35	2.56

5000K
03.2223.40A
03.2223.14A

28° MEDIUM

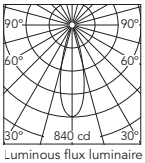

Luminous flux luminaire 224 lm

Beam Angle: 28°

h(m)	E(lx)	D(m)
1	840	0.51
2	210	1.02
3	93	1.54
4	52	2.05
5	34	2.56

Optic Flood

2700K
03.2225.40A
03.2225.14A

31° FLOOD

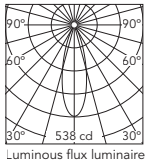

Luminous flux luminaire 183 lm

Beam Angle: 31°

h(m)	E(lx)	D(m)
1	538	0.54
2	134	1.09
3	60	1.63
4	34	2.17
5	22	2.72

3000K
03.2226.40A
03.2226.14A

31° FLOOD

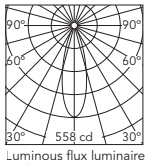

Luminous flux luminaire 189 lm

Beam Angle: 31°

h(m)	E(lx)	D(m)
1	558	0.54
2	139	1.09
3	62	1.63
4	35	2.17
5	22	2.72

4000K
03.2227.40A
03.2227.14A

31° FLOOD

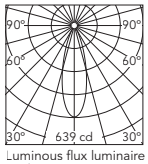

Luminous flux luminaire 217 lm

Beam Angle: 31°

h(m)	E(lx)	D(m)
1	639	0.54
2	160	1.09
3	71	1.63
4	40	2.17
5	26	2.72

5000K
03.2228.40A
03.2228.14A

31° FLOOD

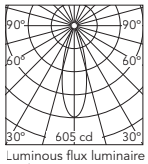

Luminous flux luminaire 205 lm

Beam Angle: 31°

h(m)	E(lx)	D(m)
1	605	0.54
2	151	1.09
3	67	1.63
4	38	2.17
5	24	2.72

Spot

Light Source: Power LED 6W - 545 lm - 2700K/CRI 90 / 6W - 585 lm - 3000K/CRI 90 / 6W - 625 lm - 4000K/CRI 90 / 6W - 665 lm - 5000K/CRI 90

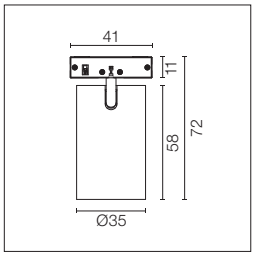

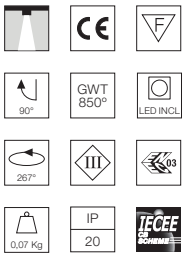

Modulo di illuminazione LED d'accento da installare nel sistema The Micro Running Magnet. Convertitore elettronico di corrente DC/DC integrato.

Disponibile accessorio honeycomb. Da ordinare separatamente.

Accent lighting LED module to be installed in The Running Magnet System. Built-in DC/DC electronic voltage converter.

Honeycomb accessory available. Must be ordered separately.

Optic Spot

2700K
- ☐ 03.2230.40A
- ■ 03.2230.14A

13° SPOT

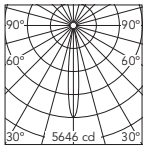

Luminous flux luminaire 340 lm

Beam Angle: 13°

h(m)	E(lx)	D(m)
1	5646	0.23
2	1411	0.45
3	627	0.68
4	353	0.90
5	226	1.13

3000K
- ☐ 03.2231.40A
- ■ 03.2231.14A

13° SPOT

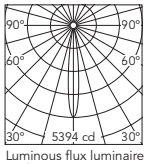

Luminous flux luminaire 324 lm

Beam Angle: 13°

h(m)	E(lx)	D(m)
1	5394	0.23
2	1349	0.45
3	599	0.68
4	337	0.90
5	216	1.13

4000K
- ☐ 03.2232.40A
- ■ 03.2232.14A

13° SPOT

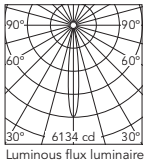

Luminous flux luminaire 369 lm

Beam Angle: 13°

h(m)	E(lx)	D(m)
1	6134	0.23
2	1534	0.45
3	682	0.68
4	383	0.90
5	245	1.13

5000K
- ☐ 03.2233.40A
- ■ 03.2233.14A

13° SPOT

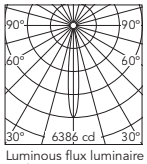

Luminous flux luminaire 384 lm

Beam Angle: 13°

h(m)	E(lx)	D(m)
1	6386	0.23
2	1597	0.45
3	710	0.68
4	399	0.90
5	255	1.13

Optic Medium

2700K
- ☐ 03.2235.40A
- ■ 03.2235.14A

20° MEDIUM

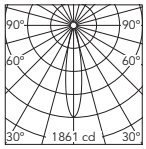

Luminous flux luminaire 315 lm

Beam Angle: 20°

h(m)	E(lx)	D(m)
1	1861	0.35
2	465	0.71
3	207	1.06
4	116	1.41
5	74	1.77

3000K
- ☐ 03.2236.40A
- ■ 03.2236.14A

20° MEDIUM

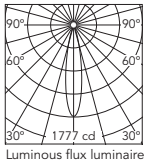

Luminous flux luminaire 301 lm

Beam Angle: 20°

h(m)	E(lx)	D(m)
1	1777	0.35
2	444	0.71
3	197	1.06
4	111	1.41
5	71	1.77

4000K
- ☐ 03.2237.40A
- ■ 03.2237.14A

20° MEDIUM

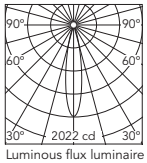

Luminous flux luminaire 342 lm

Beam Angle: 20°

h(m)	E(lx)	D(m)
1	2022	0.35
2	505	0.71
3	225	1.06
4	126	1.41
5	81	1.77

5000K
- ☐ 03.2238.40A
- ■ 03.2238.14A

20° MEDIUM

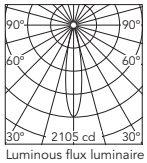

Luminous flux luminaire 356 lm

Beam Angle: 20°

h(m)	E(lx)	D(m)
1	2105	0.35
2	526	0.71
3	234	1.06
4	132	1.41
5	84	1.77

Light Shadow Spot Ø30

Light Source: Power LED 3W - 270 lm - 2700K/CRI 90 / 3W - 285 lm - 3000K/CRI 90 / 3W - 300 lm - 4000K/CRI 90 / 3W - 320 lm - 5000K/CRI 90

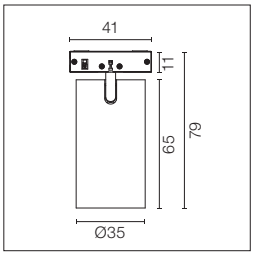

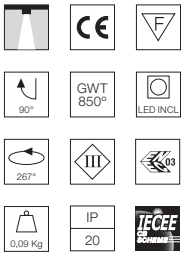

Modulo di illuminazione LED d'accento da installare nel sistema The Micro Running Magnet. Convertitore elettronico di corrente DC/DC integrato.

Accent lighting LED module to be installed in The Running Magnet System. Built-in DC/DC electronic voltage converter.

Optic Spot

2700K
03.2240.40
03.2240.14

12° SPOT

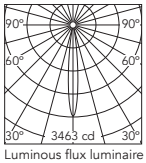

Luminous flux luminaire 203 lm

Beam Angle: 12°

h(m)	E(lx)	D(m)
1	3463	0.21
2	866	0.42
3	385	0.63
4	216	0.84
5	139	1.05

3000K
03.2241.40
03.2241.14

12° SPOT

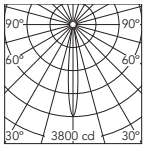

Luminous flux luminaire 223 lm

Beam Angle: 12°

h(m)	E(lx)	D(m)
1	3800	0.21
2	950	0.42
3	422	0.63
4	237	0.84
5	152	1.05

4000K
03.2242.40
03.2242.14

12° SPOT

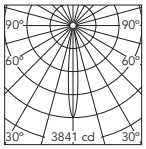

Luminous flux luminaire 225 lm

Beam Angle: 12°

h(m)	E(lx)	D(m)
1	3841	0.21
2	960	0.42
3	427	0.63
4	240	0.84
5	154	1.05

5000K
03.2243.40
03.2243.14

12° SPOT

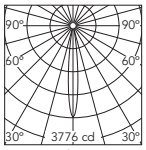

Luminous flux luminaire 221 lm

Beam Angle: 12°

h(m)	E(lx)	D(m)
1	3776	0.21
2	944	0.42
3	420	0.63
4	236	0.84
5	151	1.05

Optic Medium

2700K
03.2245.40
03.2245.14

23° MEDIUM

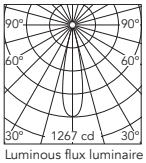

Luminous flux luminaire 191 lm

Beam Angle: 23°

h(m)	E(lx)	D(m)
1	1267	0.40
2	317	0.80
3	141	1.20
4	79	1.60
5	51	2.00

3000K
03.2246.40
03.2246.14

23° MEDIUM

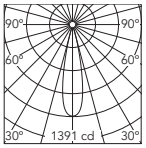

Luminous flux luminaire 210 lm

Beam Angle: 23°

h(m)	E(lx)	D(m)
1	1391	0.40
2	348	0.80
3	155	1.20
4	87	1.60
5	56	2.00

4000K
03.2247.40
03.2247.14

23° MEDIUM

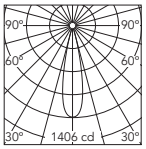

Luminous flux luminaire 212 lm

Beam Angle: 23°

h(m)	E(lx)	D(m)
1	1406	0.40
2	351	0.80
3	156	1.20
4	88	1.60
5	56	2.00

5000K
03.2248.40
03.2248.14

23° MEDIUM

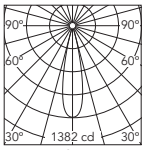

Luminous flux luminaire 209 lm

Beam Angle: 23°

h(m)	E(lx)	D(m)
1	1382	0.40
2	345	0.80
3	154	1.20
4	86	1.60
5	55	2.00

Optic Flood

2700K
03.2250.40
03.2250.14

29° FLOOD

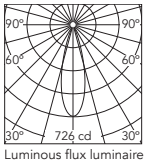

Luminous flux luminaire 186 lm

Beam Angle: 29°

h(m)	E(lx)	D(m)
1	726	0.51
2	182	1.03
3	81	1.54
4	45	2.05
5	29	2.57

3000K
03.2251.40
03.2251.14

29° FLOOD

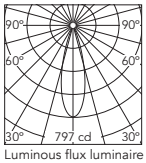

Luminous flux luminaire 204 lm

Beam Angle: 29°

h(m)	E(lx)	D(m)
1	797	0.51
2	199	1.03
3	89	1.54
4	50	2.05
5	32	2.57

4000K
03.2252.40
03.2252.14

29° FLOOD

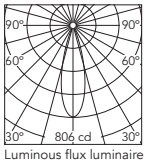

Luminous flux luminaire 206 lm

Beam Angle: 29°

h(m)	E(lx)	D(m)
1	806	0.51
2	201	1.03
3	90	1.54
4	50	2.05
5	32	2.57

5000K
03.2253.40
03.2253.14

29° FLOOD

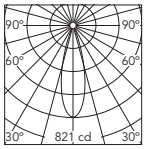

Luminous flux luminaire 210 lm

Beam Angle: 29°

h(m)	E(lx)	D(m)
1	821	0.51
2	205	1.03
3	91	1.54
4	51	2.05
5	33	2.57

Optic Wide Flood

2700K
03.2255.40
03.2255.14

42° WIDE FLOOD

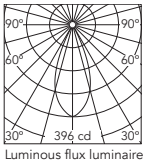

Luminous flux luminaire 175 lm

Beam Angle: 42°

h(m)	E(lx)	D(m)
1	396	0.77
2	99	1.53
3	44	2.30
4	25	3.07
5	16	3.83

3000K
03.2256.40
03.2256.14

42° WIDE FLOOD

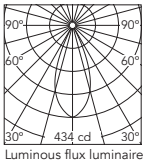

Luminous flux luminaire 192 lm

Beam Angle: 42°

h(m)	E(lx)	D(m)
1	434	0.77
2	108	1.53
3	48	2.30
4	27	3.07
5	17	3.83

4000K
03.2257.40
03.2257.14

42° WIDE FLOOD

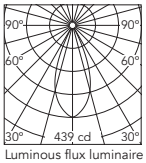

Luminous flux luminaire 194 lm

Beam Angle: 42°

h(m)	E(lx)	D(m)
1	439	0.77
2	110	1.53
3	49	2.30
4	27	3.07
5	18	3.83

5000K
03.2258.40
03.2258.14

42° WIDE FLOOD

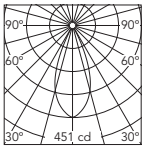

Luminous flux luminaire 200 lm

Beam Angle: 42°

h(m)	E(lx)	D(m)
1	451	0.77
2	113	1.53
3	50	2.30
4	28	3.07
5	18	3.83

Accessori / Accessories

Light Shadow Spot Ø30

Pannello nido d'ape	Honeycomb		08.0790.00
Filtro bicromatico CCT	Dichroic CCT Filter		Increase 2700K >> 3125±75K 3000K >> 3600±75K 08.0791.00
			Decrease 2700K >> 2450±75K 3000K >> 2700±75K 08.0792.00

Find Me 0

Light Source: Power LED 3,5W - 249 lm - 2700K/CRI 90 / 3,5W - 270 lm - 3000K/CRI 90

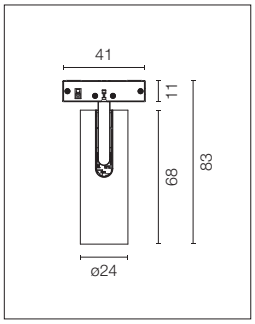

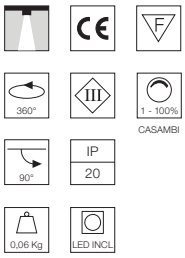

Modulo di illuminazione LED d'accento, installabile sul sistema Micro Running Magnet. Convertitore elettronico DC/DC incorporato. Casambi integrato per il controllo individuale degli apparecchi. Accessori inclusi (honeycomb e filtro a croce antiabbagliamento).

LED accent lighting module to be installed in the Micro Running Magnet system. Incorporated DC/DC electronic converter. Casambi via Flos Control App to individually control the lights. Accessories included (honeycomb and screening crosspiece).

Optic Spot 2700K

*Casambi integrated

03.2322.40
03.2322.14

15° SPOT

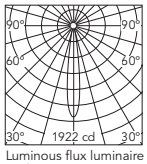

Luminous flux luminaire 169 lm

Beam Angle: 15°

h(m)	E(lx)	D(m)
1	1922	0.26
2	481	0.52
3	214	0.77
4	120	1.03
5	77	1.29

3000K

*Casambi integrated

03.2320.40
03.2320.14

15° SPOT

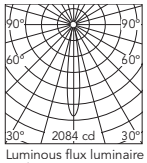

Luminous flux luminaire 183 lm

Beam Angle: 15°

h(m)	E(lx)	D(m)
1	2084	0.26
2	521	0.52
3	232	0.77
4	130	1.03
5	83	1.29

Optic Medium 2700K

*Casambi integrated

03.2323.40
03.2323.14

25° MEDIUM

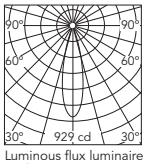

Luminous flux luminaire 179 lm

Beam Angle: 25°

h(m)	E(lx)	D(m)
1	929	0.45
2	232	0.89
3	103	1.34
4	58	1.79
5	37	2.23

3000K

*Casambi integrated

03.2321.40
03.2321.14

25° MEDIUM

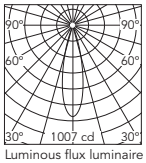

Luminous flux luminaire 194 lm

Beam Angle: 25°

h(m)	E(lx)	D(m)
1	1007	0.45
2	252	0.89
3	112	1.34
4	63	1.79
5	40	2.23

* Il sistema di controllo con apparecchi in versione Casambi si regola direttamente via bluetooth tramite la applicazione FLOS Control® powered by CASAMBI.

* The control system with the Casambi version of light fixtures is directly and individually regulated wirelessly using the application FLOS Control® powered by Casambi.

Find Me 1

Light Source: Power LED 5,5W - 446 lm - 2700K/CRI 90 / 5,5W - 463 lm - 3000K/CRI 90

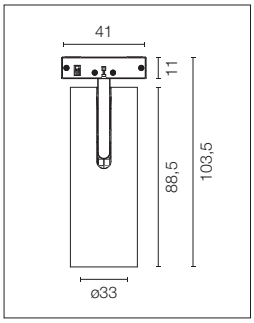

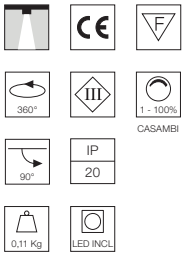

Modulo di illuminazione LED d'accento, installabile sul sistema Micro Running Magnet. Convertitore elettronico DC/DC incorporato. Casambi integrato per il controllo individuale degli apparecchi. Accessori inclusi (honeycomb e filtro a croce antiabbagliamento).

LED accent lighting module to be installed in the Micro Running Magnet system. Incorporated DC/DC electronic converter. Casambi via Flos Control App to individually control the lights. Accessories included (honeycomb and screening crosspiece).

Optic Spot 2700K

*Casambi integrated

03.2332.40
03.2332.14

14° SPOT

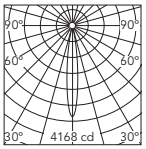

Luminous flux luminaire 309 lm

Beam Angle: 14°

h(m)	E(lx)	D(m)
1	4168	0.24
2	1042	0.48
3	463	0.72
4	261	0.95
5	167	1.19

3000K

*Casambi integrated

03.2330.40
03.2330.14

14° SPOT

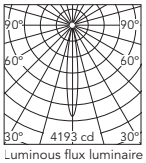

Luminous flux luminaire 314 lm

Beam Angle: 14°

h(m)	E(lx)	D(m)
1	4193	0.24
2	1048	0.49
3	466	0.73
4	262	0.97
5	168	1.21

Optic Medium 2700K

*Casambi integrated

03.2333.40
03.2333.14

20° MEDIUM

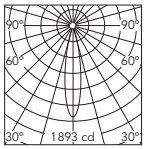

Luminous flux luminaire 284 lm

Beam Angle: 20°

h(m)	E(lx)	D(m)
1	1893	0.35
2	473	0.70
3	210	1.06
4	118	1.41
5	76	1.76

3000K

*Casambi integrated

03.2331.40
03.2331.14

20° MEDIUM

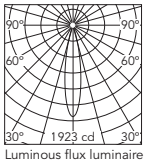

Luminous flux luminaire 289 lm

Beam Angle: 20°

h(m)	E(lx)	D(m)
1	1923	0.35
2	481	0.70
3	214	1.06
4	120	1.41
5	77	1.76

* Il sistema di controllo con apparecchi in versione Casambi si regola direttamente via bluetooth tramite la applicazione FLOS Control® powered by CASAMBI.

* The control system with the Casambi version of light fixtures is directly and individually regulated wirelessly using the application FLOS Control® powered by Casambi.

Accessori / Accessories

Micro Spot

Honeycomb.

Honeycomb.

08.0190.14

Spot

Honeycomb.

Honeycomb.

08.0191.14

Non Dimmable

Remote Installation

Fonte di alimentazione remota.
Non regolabile. 220/240V.

Remote power supply.
Non Dimmable. 220/240V.

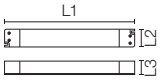

120W - 220/240V
L1: 300 - L2: 40 - L3: 30
60.9516

120W - 220/240V
L1: 268 - L2: 45 - L3: 31
60.9777A

100W - 220/240V
L1: 295 - L2: 43 - L3: 30
60.9443

60W - 220/240V
L1: 180 - L2: 52 - L3: 30
60.9515

60W - 220/240V
L1: 225 - L2: 43 - L3: 30
60.9374

Dimmer

Remote Installation

Centralina dimmerabile 12-24Vdc.
È necessario driver, da ordinare separatamente.
Intervallo di dimmerazione 20-100%.

Dimmable Control Unit 12-24Vdc.
Requires driver. It must be ordered separately.
Dimming range 20-100%.

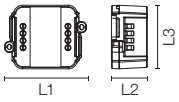

L1: 57 - L2: 19 - L3: 44

Max. 10A 0/1-10V · Push
60.9394

Remote Installation

Sistema di dimmerizzazione Dali/ Push di luce LED, per apparecchi da 12 24 o 48V. Non è compresa la fonte di alimentazione.
Intervallo di dimmerazione 10-100%.
120W@12Vdc / 240W@24Vdc / 480W@48Vdc /

Dimmable Control Unit 12-24-48Vdc.
Requires driver. It must be ordered separately. Dimming range 10-100%. 'Power supply not included.
Dimming range 10-100%.
120W@12Vdc / 240W@24Vdc / 480W@48Vdc /

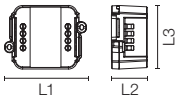

L1: 57 - L2: 25 - L3: 44,5

Max. 10A DALI · Push
60.9677A

Remote Installation

Centralina dimmerabile 12-48V, 10A max. È necessario driver, da ordinare separatamente.

Dimmable Control Unit 12-48V, 10A max. Requires driver. It must be ordered separately.

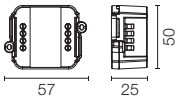

Max. 10A Casambi · Push
60.9938

Unità di controllo / Control Units

Gateway di regolazione wireless. Da 1-10V a Casambi. Per installazione remota. Vedi le specifiche del prodotto nel manuale Flos Control. Consigliato per fungere da gateway da Lutron a Casambi.

Wireless Dimmer Bridge. From 1-10V to Casambi. For remote installation. See product specifications in the Flos Control manual. Recommended to act as a gateway from Lutron to Casambi.



DIM 1-10V >> Casambi
08.0824.14

Remote Driver Installations

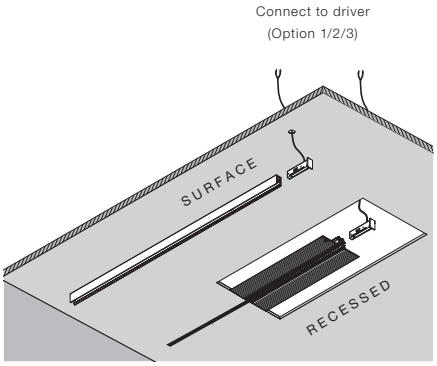

No DIM / Casambi individual

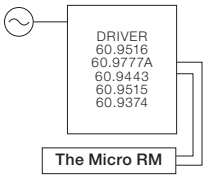

0/1-10V · Push broadcast

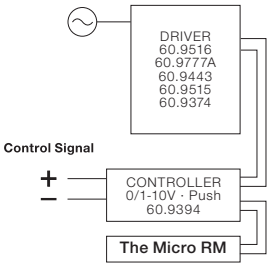

DALI · Push broadcast

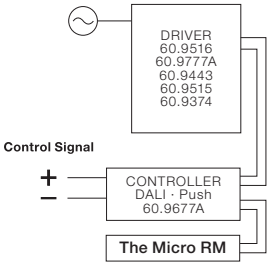

Casambi broadcast

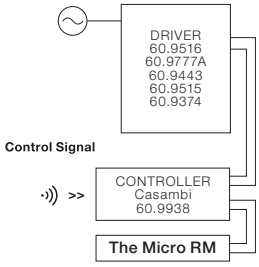

NEW

THE RUNNING MAGNET

DESIGNED BY FLOS ARCHITECTURAL

RECESSED

SURFACE

SUSPENSION
UP&DOWN / DOWN

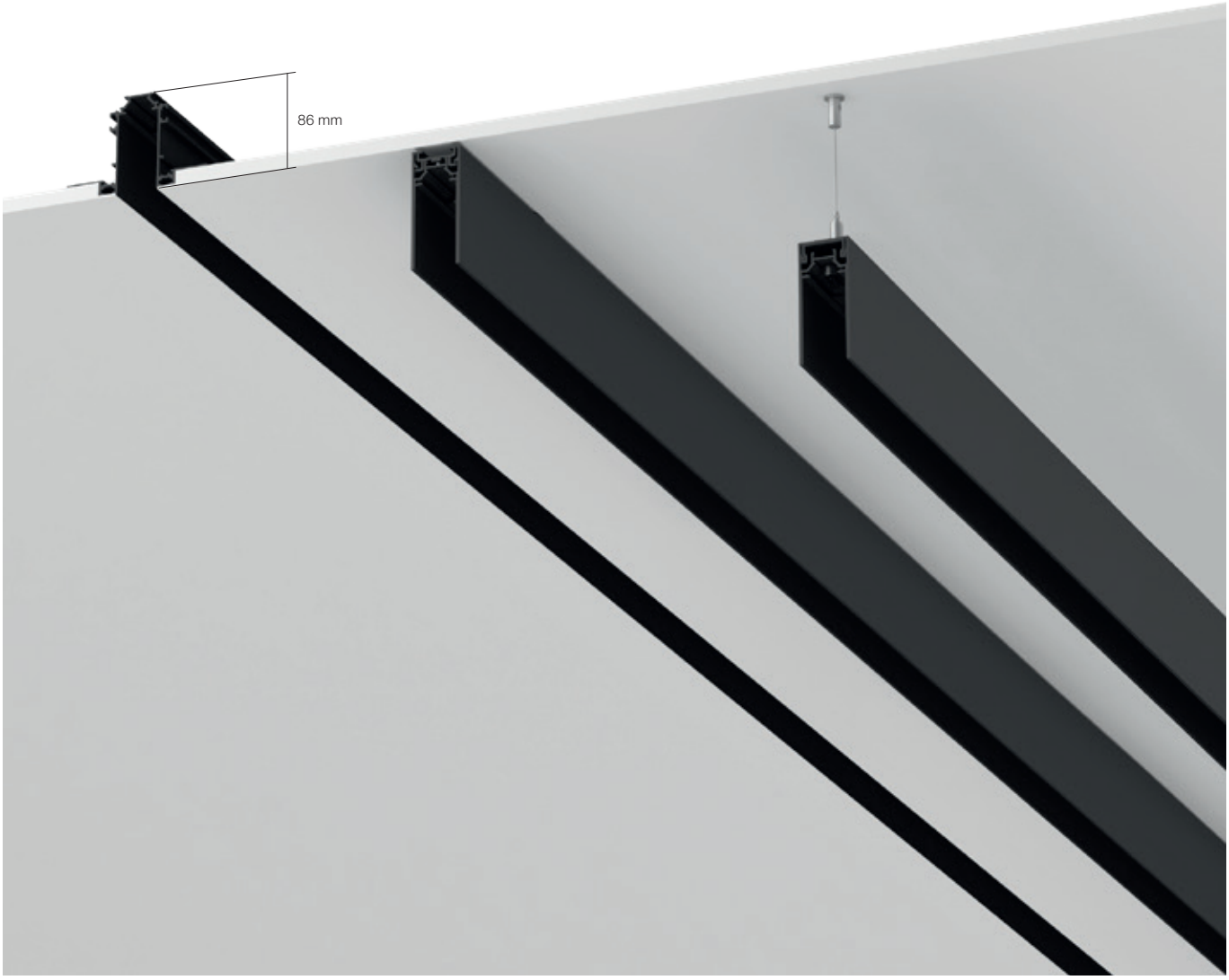

Recessed Profiles ■ 14 Nero
14 Black

Surface/Suspension Profiles ■ 14 Nero
14 Black

□ 40 Bianco
40 White

Light Stripe

Spot

Surface

Suspension

Recessed
Flos Kit
Installation

Recessed
Conventional
Installation

NEW

Descrizione
Innovativo sistema di illuminazione per interni per installazione a superficie, sospesa o ad incasso in pareti o soffitti in cartongesso; comprende profilati magnetici in cui si posizionano i moduli di illuminazione LED.
Tutti i profili strutturali del Running Magnet sono stati fabbricati con intelaiature in alluminio estruso in bianco e nero, provviste di piste elettriche in grafite alimentate a 24V, sulle quali si installano gli apparecchi d'illuminazione LED mediante un sistema di fissaggio magnetico.
La versione sospesa è anche disponibile per luce indiretta.
La famiglia The Running Magnet si completa con moduli di illuminazione ambiente e d'accento con diverse ottiche, oltre a una selezione di apparecchi di illuminazione decorativi estratti e adattati dalla FLOS Home Collection.
I moduli di illuminazione integrano un sistema di fissaggio magnetico che consente una mobilità e flessibilità completa. Tutti i moduli luce sono disponibili con potenziometro installato, con opzione dimmerabile DALI o Casambi.

Controllo
- Per la gestione mediante protocollo DALI è necessario collegare il bus dati di controllo direttamente al profilo.
- Per la gestione mediante Casambi (fino a 200 apparecchi) bisogna ordinare apparecchi in versione Casambi; questi sono compatibili con qualsiasi profilo del sistema. Necessaria app FLOS Control® powered by Casambi per dispositivi mobili (disponibile su Apple Store e Google Play).

Unità di Alimentazione
Alimentatore remoto a 24V non compreso.

Accessori
- Diverse lenti per Spot Module e Multi Spot 4.
- Anello esterno di schermatura per Spot Module.
- Lente ellittica, flood e schermo antiabbagliamento honeycomb per Anthony Spot track.
- Schermo antiabbagliamento honeycomb e filtro a croce inclusi in Spot 120.
- Light Shadow Spot include tra gli accessori lo schermo a nido d'ape. I filtra dicroici CCT non ne sono compresi.

Informazioni Aggiuntive
Installabile solo su superfici di cartongesso da 12,5 mm di spessore per la versione Recessed.
Il Running Magnet è un sistema elettrico alimentato a 24 V e limitato a una corrente massima di 8A e 185W per evitare sovraccarichi.
Ogni volta che si raggiungono i 185W si deve effettuare nuovamente la connessione tramite un profilo di alimentazione.
Nella versione Up&Down l'illuminazione indiretta e il binario elettromeccanico hanno alimentazioni indipendenti.
Grado di protezione IP20.
Adatti ad installazioni su superfici normalmente infiammabili.

Prima di effettuare l'ordine, si consiglia di informarsi per bene sulle caratteristiche del prodotto che non sono state incluse in questo catalogo e che possono essere determinanti per il suo progetto di installazione, consultando la pagina web di Flos per professionisti, la scheda tecnica del prodotto e le istruzioni per la sua installazione e montaggio.

Conformità e Marchi di Qualità
Apparecchio conforme alla Normativa Tecnica Europea EN60598-1 e relative parti seconde.

Description
Innovative lighting system for indoor use, for surface, suspended or recessed mounting on plasterboard walls or ceilings, comprising a series of magnetic tracks that house the LED lighting modules.
The profile of all The Running Magnet structural tracks is extruded aluminum, painted black or white, housing a graphite electric track fed at 24V, on which all magnetic luminaries are installed simply by insertion.
Suspended track is also available with the option of indirect lighting.
The Running Magnet family is completed with ambient lighting units and accent units with different optics, as well as a selection of decorative luminaires taken and adapted from FLOS Home Collection.
The lighting modules incorporate a magnetic mounting system for total mobility and flexibility. All light modules are available with on board potentiometer, DALI dimmable option and Casambi.

Control
- To manage using DALI protocol, it is necessary to connect the control data bus directly to the profile.
- To manage using Casambi (Max. 200 luminaires) it is necessary to order fixtures in the Casambi version, these are compatible with all profiles available for the system.
The app FLOS Control® powered by Casambi for mobile devices is also necessary (available on Apple Store and Google Play).

Power Supply
Remote 24V power supply not included.

Accessories
- Different lenses for Spot Module and Multi Spot 4.
- Screening external ring for Spot Module.
- Elliptical, flood lens and honeycomb for Anthony Spot Track.
- Honeycomb and crosspiece included in Spot 120.
- Light Shadow Spots has honeycomb accessories and CCT dichroic filters but they are not included.

Additional Information
The Recessed version can only be installed on 12.5 mm thick plasterboard surfaces.
The Running Magnet 2.0 is a 24V electrical system limited to a maximum power current of 8A and 185W to avoid overloads.
After every 185W make a new connection with a feed unit profile.
In the Up&Down version indirect illumination and the electromechanical track are powered independently.
IP20 protection grade.
Suitable for installation on normally inflammable surfaces.

Before placing your order, please consult the product details also on the Flos professional website, in its technical data sheet and in the installation and assembly instructions to find all the information that may not be included in this catalogue or that could be relevant to your specific project or installation.

Compliance of Standards and Quality Marks
EN60598-1 European Technical Standards and any subsequent additions.

FLOS
CONTROL BY CASAMBI

Available on the App Store

GET IT ON Google Play

NEW

THE RUNNING MAGNET

LIGHT MODULES

LIGHT STRIPE

LIGHT SOURCE
TOP LED
25W/m
2060 lm/m
2700K/CRI 90
2178 lm/m
3000K/CRI 90

STRING LIGHT

LIGHT SOURCE
POWER LED
14W
930 lm
2700K/CRI 90
930 lm
3000K/CRI 90

MINI GLO-BALL

LIGHT SOURCE
POWER LED
3,5/7W
2700K/CRI 80
3000K/CRI 80

LIGHT SHADOW SPOT 30

LIGHT SOURCE
POWER LED
4W
257 lm
2700K/CRI 90
263 lm
3000K/CRI 90

LIGHT SHADOW SPOT 45

LIGHT SOURCE
LED ARRAY
10W
756 lm
2700K/CRI 90
799 lm
3000K/CRI 90

SPOT MODULE

LIGHT SOURCE
POWER LED
8W
560 lm
2700K/CRI 90
600 lm
3000K/CRI 90

SPOT 120

LIGHT SOURCE
POWER LED
12,5W/14W DALI
1003 lm
2700K/CRI 90
1002 lm
3000K/CRI 90

ANTHONY SPOT TRACK

LIGHT SOURCE
POWER LED
14W
1045 lm
2700K/CRI 90
1308 lm
3000K/CRI 90

WORKMATES SMALL

LIGHT SOURCE
TOP LED
HIGH EFFICIENCY
Up to 10,5W
CRI 90
1382 lm / 3000K
1416 lm / 3500K
1440 lm / 4000K

LIGHT SOURCE
TOP LED
FULL SPECTRUM
Up to 10,5W
CRI 98
1013 lm / 3000K
1021 lm / 3500K
1032 lm / 4000K

WORKMATES LARGE

LIGHT SOURCE
TOP LED
HIGH EFFICIENCY
Up to 13,5W
CRI 90
1853 lm / 3000K
1886 lm / 3500K
1896 lm / 4000K

LIGHT SOURCE
TOP LED
FULL SPECTRUM
Up to 13,5W
CRI 98
1358 lm / 3000K
1368 lm / 3500K
1382 lm / 4000K

LIGHT SHADOW

LIGHT SOURCE
POWER LED
10,8W
4x270 lm
2700K/CRI 90
4x285 lm
3000K/CRI 90

LIGHT SHADOW WALL-WASHER

LIGHT SOURCE
POWER LED
10,8W
4x270 lm
2700K/CRI 90
4x285 lm
3000K/CRI 90

MULTI SPOT 4

LIGHT SOURCE
POWER LED
10W
840 lm
2700K/CRI 90
896 lm
3000K/CRI 90

FIND ME SUSPENSION

LIGHT SOURCE
POWER LED
8W
560 lm
2700K/CRI 90
600 lm
3000K/CRI 90

MULTIFUNCTION SMART DEVICE

FLOS CONTROL®
by Casambi

NEW

Light Stripe, Spot Module, Multi Spot 4, String Lights, Mini Glo-Ball

14 Nero
14 Black

Light Shadow Spot

40 Bianco
40 White

14 Nero
14 Black

EQ Rame Spazzolato
EQ Brushed Copper

ER Acciaio Spazzolato
ER Brushed Steel

ES Bronzo Spazzolato
ES Brushed Bronze

Workmates

All White
All White

Bianco
White

Nero
Black

Anodized Silver
Anodized Silver

Light Shadow

Bianco
White

HIGH COMFORT

Nero
Black

Rame
Copper

Acciaio
Steel

Bronzo
Bronze



Bianco
White

HIGH COMFORT

Nero
Black

Rame
Copper

Acciaio
Steel

Bronzo
Bronze

Spot 120

40 Bianco
40 White

14 Nero
14 Black

Light Shadow Wall-Washer

40 Bianco
40 White

14 Nero
14 Black

Anthony Spot Track

40 Bianco
40 White

14 Nero
14 Black

Find Me Suspension

40 Bianco
40 White

05 Acciaio Spazzolato
05 Brushed Steel

14 Nero
14 Black

Multifunction Smart Device

40 Bianco
40 White

14 Nero
14 Black

NEW

HOW TO ORDER

1 CHOOSE YOUR PROFILE AND LENGTH

2 COMPLETE WITH MOUNTING ACCESSORIES

RECESSED PROFILE

L: 1 / 1,5 / 2 / 2,5 / 3 m

End cap

Included with feed profile

90° Corner

Electrical / mechanical joint

Inner corner

Electrical / mechanical joint

Outer corner

Electrical / mechanical joint

Accessories

Fixed ceiling kit

or

Adjustable ceiling kit

SURFACE / SUSPENSION DOWN PROFILE

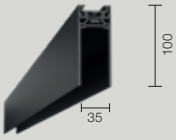

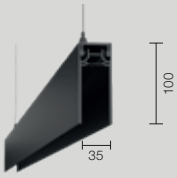

L: 1 / 1,5 / 2 / 2,5 / 3 m

Surface

Inner corner

Electrical / mechanical joint

Surface / Suspension Down

End cap

Included with feed profile

90° Corner

Electrical / mechanical joint

Suspension Down

Corner 90° Grid

T-Joint

X-Joint

Electrical / mechanical joint

Surface Accessories

Fixed ceiling kit

(Included)

Suspension Accessories

Suspension kit

(Included)

+

Surface rose

(not Included)

or

Recessed rose

(not Included)

SUSPENSION UP&DOWN PROFILE

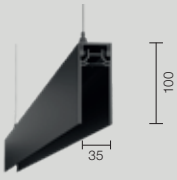

L: 1 / 1,5 / 2 / 2,5 / 3 m

End cap

Included with feed profile

90° Corner

Electrical / mechanical joint

Suspension Accessories

Suspension kit

(Included)

+

Surface rose

(not Included)

or

Recessed rose

(not Included)

NEW

3 SELECT POWER SUPPLY AND CONTROL OPTION

(select the driver with the appropriate power according to the needs of your project)

Remote power supply
Profiles: Recessed, Surface, Suspension Down

60W or 120W or 200W

Remote power supply
Profile: Suspension Up & Down

Down
Non Dimmable / Casambi / DALI

60W or 120W or 200W

Up

60W + or

or

120W + or DALI

or

200W + Casambi

Surface power supply
Profile: Suspension Down / Up & Down

185W

Non Dimmable / Casambi*
*(only light modules, up light no dim)

185W

DALI
(Up&Down Dimming synchronized)

4 SELECT A LIGHT MODULE AND CONTROL OPTION

Non Dimmable / Dali / Casambi

Light Stripe

General lighting

Light Shadow Spot 30

S/M/F/WF

Light Shadow Spot 45

S/M/F

Spot Module

S

Spot 120

S

Anthony Spot Track

S/M

Multi Spot 4

S/M

Light Shadow

S/M/F/WF

Light Shadow W-W

Wall - Washer

Workmates Small

WF/O/HC

Workmates Large

WF/O/HC

String Light

Mini Glo-Ball

General lighting

Find Me Suspension

General lighting

Multifunction Smart Device
FLOS Control® by Casambi

RECESSED INSTALLATION

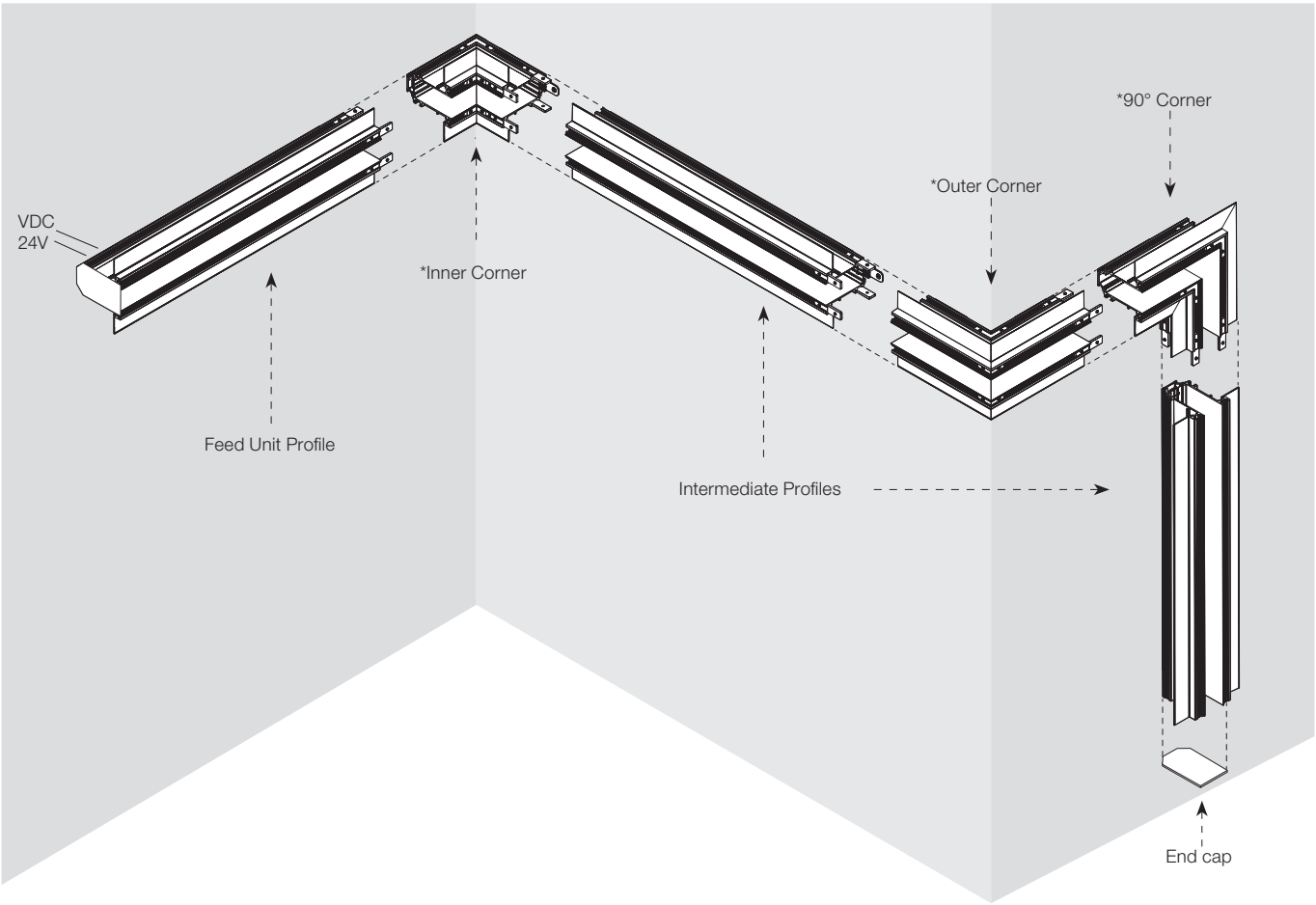

*Angoli Alimentabili / Corners can be powered.

Profili

Binario elettromeccanico per installazioni a incasso su soffitti/pareti in cartongesso.
Binari lineari disponibili in due versioni: profili di alimentazione per collegamento a driver, e profili intermedi. Entrambe le versioni con lunghezze da 1 m a 3 m. Calotte comprese nei profili di alimentazione.
Disponibili angoli a 90° sul medesimo piano (elemento simmetrico per angoli sinistro e destro), angoli simmetrici a 90° su piano diverso all'interno e all'esterno. Predisposti per collegamento a driver.
Kit di fissaggio, fissi o regolabili, disponibili (opzionale). I kit di fissaggio a soffitto consentono l'installazione senza la necessità di profili di fissaggio in alluminio. Consigliato per impianti in cui si può installare il profilo Running Magnet prima del controsoffitto in cartongesso.

Profiles

Electromechanical profile for recessed installation in plasterboard ceilings and walls.
Linear profiles available in two versions: power feed profiles for connecting to a driver, and intermediate profiles. Both versions available in lengths from 1 m to 3 m. Covers included with the power feed profiles.
90° corners available in the same plane (symmetrical element for left and right corners), symmetrical 90° inner and outer corners in different planes.
For connection to the driver.
Permanent or adjustable fastening kits available (optional). The fastening kits for the roof permit installing without using aluminimum fastening profiles.
Recommended for installations where the Running Magnet can be installed before the suspended plasterboard ceiling.

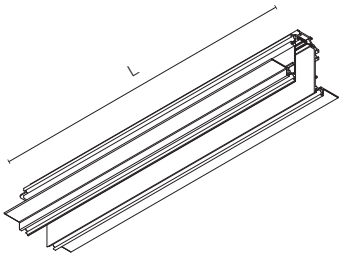

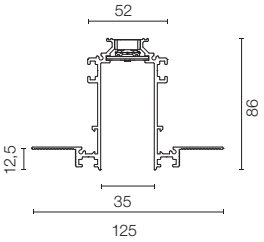

Feed Unit Profiles	Intermediate Profiles
L: 1000 mm	L: 1000 mm
06.1638.14	06.1643.14
L: 1500 mm	L: 1500 mm
06.1639.14	06.1644.14
L: 2000 mm	L: 2000 mm
06.1640.14	06.1645.14
L: 2500 mm	L: 2500 mm
06.1641.14	06.1646.14
L: 3000 mm	L: 3000 mm
06.1642.14	06.1647.14

L: 1 m / 1,5 m / 2 m / 2,5 m / 3 m

Angolo 90°.
Alimentabile.

90° Corner.
Can be powered.

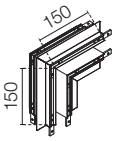

06.1648.14

Angolo interno.
Alimentabile.

Inner corner.
Can be powered.

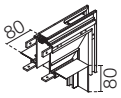

06.1650.14

Angolo esterno.
Alimentabile.

Outer corner.
Can be powered.

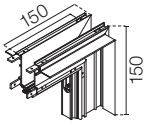

06.1651.14

I terminale di chiusura sono inclusi in tutti i profili di alimentazione. Si devono ordinare separatamente solo se l'impianto è composto esclusivamente da profili intermedi e alimentato agli angoli.

End caps come complete with all the feed unit profiles. These should only be ordered separately if the installation is exclusively composed of intermediate profiles and fed by corners.

08.8865.14A

Kit di fissaggio a soffitto fisso (opzionale). Kit da 2 unità.

Fixed ceiling kit (optional).
2 unit kit.

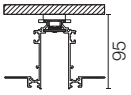

08.8866.14

Profile (mm)	Fixation points	Ceiling Kit to order
1000 / 1500	2	1
2000 / 2500	3	2
3000	4	2

Kit di fissaggio a soffitto regolabile (opzionale). Kit da 2 unità.

Adjustable ceiling kit (optional).
2 unit kit.

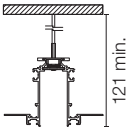

08.8867.14

Profile (mm)	Fixation points	Ceiling Kit to order
1000 / 1500	2	1
2000 / 2500	3	2
3000	4	2

Driver / Drivers

Alimentatore LED per installazione remota in quadro elettrico 24V/200W. Per evitare problemi di sovraccarico si consiglia di installare un alimentatore indipendente ogni 185W. 100/240V.

LED power supply source for remote installation in 24V/200W electric control panel. To avoid problems of overload it is recommended to install a power source every 185W. 100/240V.

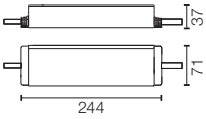

RF28143

Trasformatore elettronico per LED a tensione costante (24V). 100/240V.

Electronic transformer with constant voltage (24V) for LED. 100/240V.

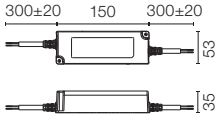

60W
60.9089

Trasformatore elettronico per LED a tensione costante (24V). 100/240V.

Electronic transformer with constant voltage (24V) for LED. 100/240V.

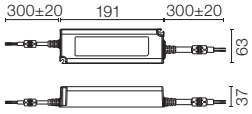

120W
RF28688

Per il dimensionamento dell'impianto, mantenere un margine di sicurezza di circa il 15% della potenza massima dell'alimentatore LED / For the sizing of the installation keep a safety margin of 15% of the maximum power of the LED power source.

SURFACE INSTALLATION

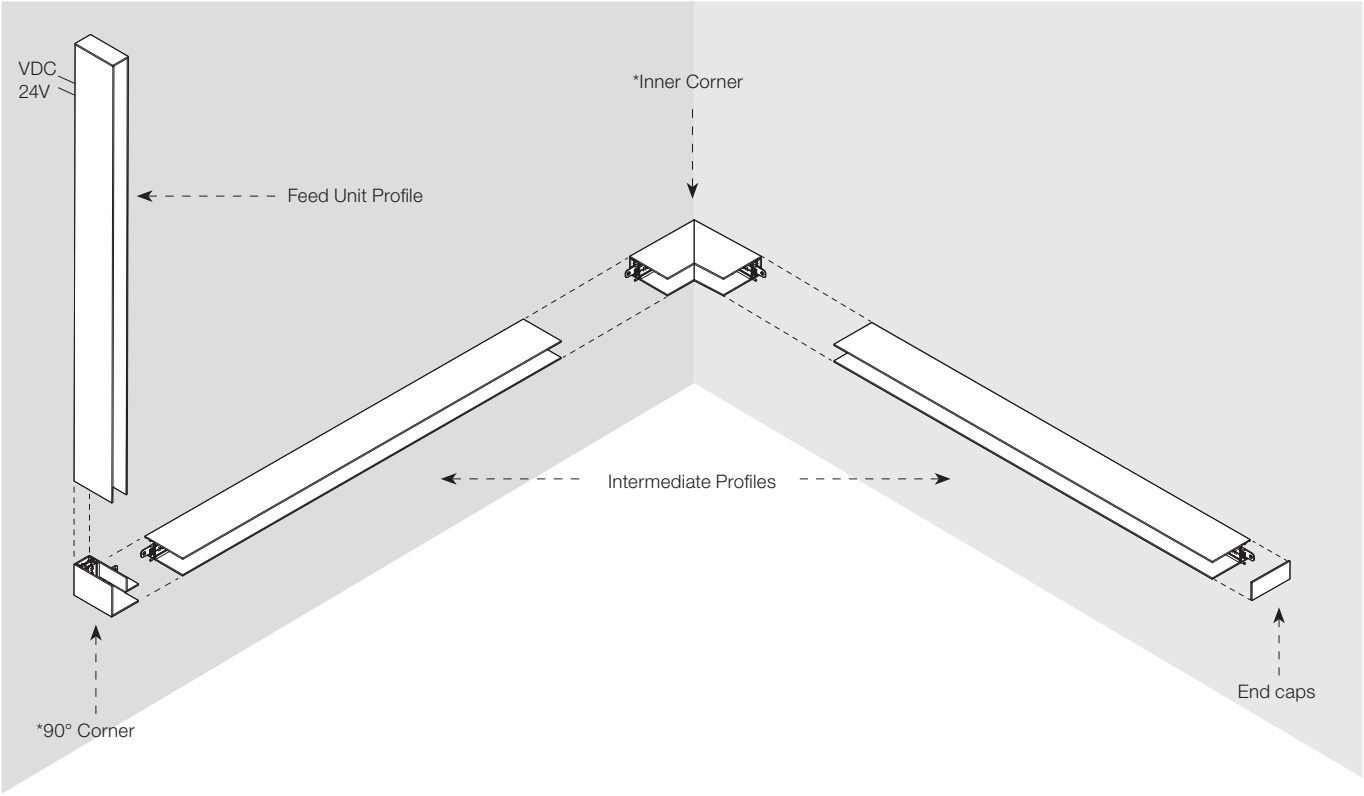

*Angoli Alimentabili / Corners can be powered.

Profili

Binario elettromeccanico per installazioni a superficie.
Binari lineari disponibili in due versioni: profili di alimentazione per collegamento a driver, e profili intermedi. Entrambe le versioni con lunghezze da 1 m a 3 m.
Calotte comprese nei profili di alimentazione. Accessori di fissaggio inclusi in tutti i prodotti.
Disponibili angoli a 90° sul medesimo piano (elemento simmetrico per angoli sinistro e destro), e angoli simmetrici a 90° su piano diverso all'interno, comuni in versioni Surface e Down. Predisposti per collegamento a driver.
La parte interna del profilo è fornita sempre in nero.

Profiles

Electromechanical profile for surface-mounting.
Linear profiles available in two versions: power feed profiles for connecting to a driver, and intermediate profiles. Both versions available in lengths from 1 m to 3 m.
Covers included with the power feed profiles. Attachment accessories included with all products.
90° corners available in the same plane (symmetrical element for left and right corner) and 90° symmetrical internal corners in a different plane, for the Surface and Down versions. For connection to the driver.
The inner part of the profile is always supplied in black.

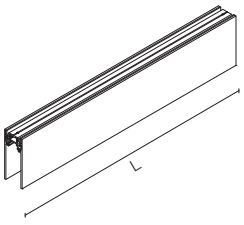

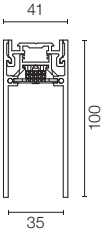

L: 1 m / 1,5 m / 2 m / 2,5 m / 3 m

Feed Unit Profiles	Intermediate Profiles
L: 1000 mm	L: 1000 mm
06.1600.40	06.1605.40
06.1600.14	06.1605.14
L: 1500 mm	L: 1500 mm
06.1601.40	06.1606.40
06.1601.14	06.1606.14
L: 2000 mm	L: 2000 mm
06.1602.40	06.1607.40
06.1602.14	06.1607.14
L: 2500 mm	L: 2500 mm
06.1603.40	06.1608.40
06.1603.14	06.1608.14
L: 3000 mm	L: 3000 mm
06.1604.40	06.1609.40
06.1604.14	06.1609.14

Angolo 90°. Alimentabile.	90° Corner. Can be powered.			06.1610.40 06.1610.14
Angolo interno. Alimentabile.	Inner corner. Can be powered.		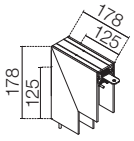	06.1612.40 06.1612.14
I terminale di chiusura sono inclusi in tutti i profili di alimentazione. Si devono ordinare separatamente solo se l'impianto è composto esclusivamente da profili intermedi e alimentato agli angoli.	End caps come complete with all the feed unit profiles. These should only be ordered separately if the installation is exclusively composed of intermediate profiles and fed by corners.			08.8887.40A 08.8887.14A

Driver / Drivers

Alimentatore LED per installazione remota in quadro elettrico 24V/200W. Per evitare problemi di sovraccarico si consiglia di installare un alimentatore indipendente ogni 185W. 100/240V.	LED power supply source for remote installation in 24V/200W electric control panel. To avoid problems of overload it is recommended to install a power source every 185W. 100/240V.		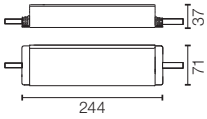	RF28143
Trasformatore elettronico per LED a tensione costante (24V). 100/240V.	Electronic transformer with constant voltage (24V) for LED. 100/240V.		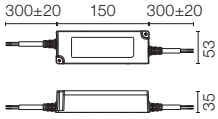	60W 60.9089
Trasformatore elettronico per LED a tensione costante (24V). 100/240V.	Electronic transformer with constant voltage (24V) for LED. 100/240V.		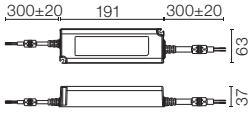	120W RF28688

Per il dimensionamento dell'impianto, mantenere un margine di sicurezza di circa il 15% della potenza massima dell'alimentatore LED / For the sizing of the installation keep a safety margin of 15% of the maximum power of the LED power source.

SUSPENSION DOWN INSTALLATION

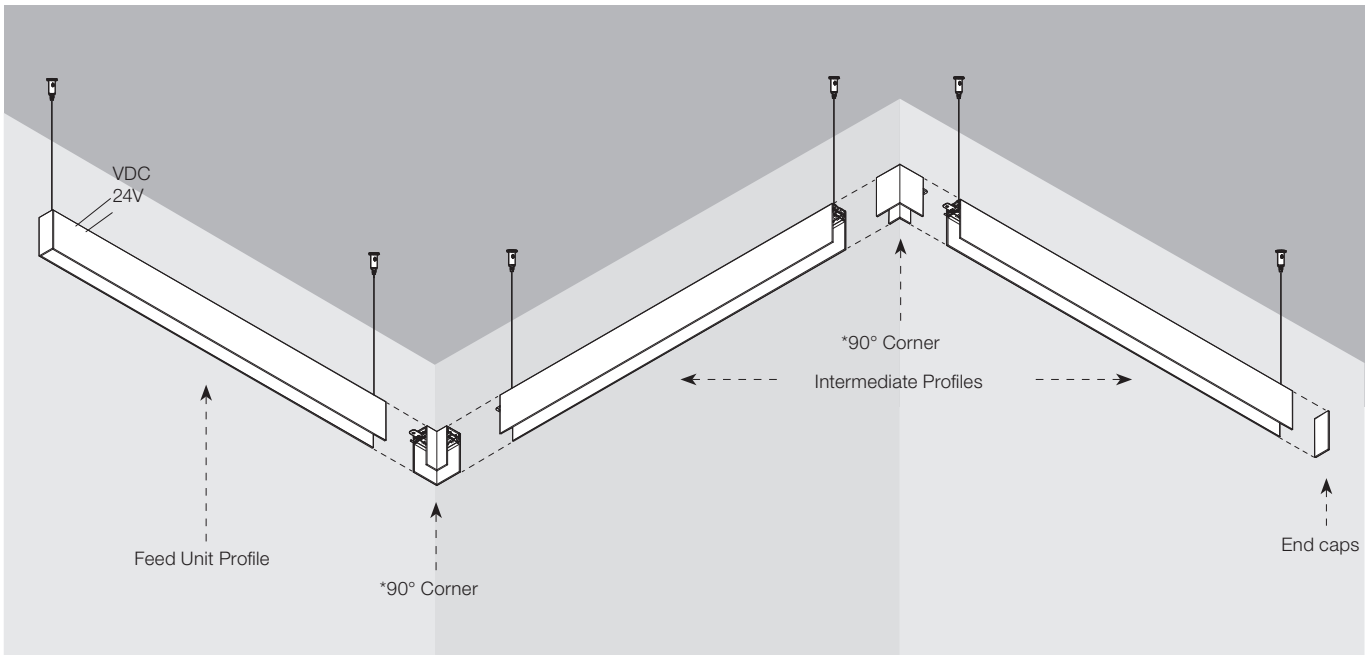

*Angoli Alimentabili / Corners can be powered.

Profili

Binario elettromeccanico per installazioni a sospensione.
Binari lineari disponibili in due versioni: profili di alimentazione per collegamento a driver, e profili intermedi. Entrambe le versioni con lunghezze da 1 m a 3 m.
Calotte comprese nei profili di alimentazione.
Accessori per collegamento (cavo di alimentazione da 4,2 m) e sospensione (cavo in acciaio da 4 m) a soffitto compresi in tutti i prodotti lineari di alimentazione o intermedi.
Disponibili angoli a 90° sul medesimo piano (elemento simmetrico per angoli sinistro e destro), comuni in versioni Surface e Down. Predisposti per collegamento a driver.
La parte interna del profilo è fornita sempre in nero.

Profiles

Electromechanical profile for suspended installations.
Linear profiles available in two versions: power feed profiles for connecting to a driver, and intermediate profiles. Both versions available in lengths from 1 m to 3 m.
Covers included with the power feed profiles.
Ceiling connection (4.2 m feed cable) and suspension (4 m steel cable) accessories included in all linear feed or intermediate products. 90° corners in the same plane (symmetrical element for right and left corners) for the Surface and Down versions. Provided for connection to the driver.
The inner part of the profile is always supplied in black.

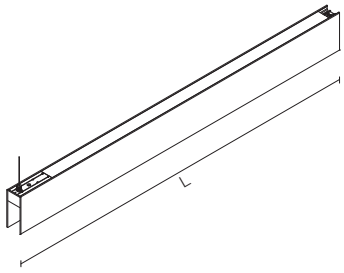

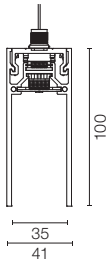

L: 1 m / 1,5 m / 2 m / 2,5 m / 3 m

Feed Unit Profiles	Intermediate Profiles
L: 1000 mm	L: 1000 mm
06.1626.40	06.1631.40
06.1626.14	06.1631.14
L: 1500 mm	L: 1500 mm
06.1627.40	06.1632.40
06.1627.14	06.1632.14
L: 2000 mm	L: 2000 mm
06.1628.40	06.1633.40
06.1628.14	06.1633.14
L: 2500 mm	L: 2500 mm
06.1629.40	06.1634.40
06.1629.14	06.1634.14
L: 3000 mm	L: 3000 mm
06.1630.40	06.1635.40
06.1630.14	06.1635.14

Driver remoti / Remote Drivers

Informazioni comuni con la versione Up&Dpwn. Si veda la pagina successiva.
References shared with Up&Down suspension version. Please see next page.

Angolo 90°.

Non alimentabile. Compreso 1 kit di sospensione con cavo.

Alimentabile. Compresi 2 kit di sospensione con cavo.

90° Corner.

Cannot be powered. Includes 1 cable suspension kit.

Can be powered. Includes 2 cable suspension kits.

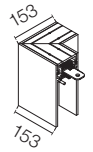

Cannot be powered
- ☐ 06.1657.40
- ■ 06.1657.14

Can be powered
- ☐ 06.1656.40
- ■ 06.1656.14

I terminale di chiusura sono inclusi in tutti i profili di alimentazione. Si devono ordinare separatamente solo se l'impianto è composto esclusivamente da profili intermedi e alimentato agli angoli.

End caps come complete with all the feed unit profiles. These should only be ordered separately if the installation is exclusively composed of intermediate profiles and fed by corners.

- ☐ 08.8887.40A
- ■ 08.8887.14A

Per strutture chiuse (quadrati e rettangoli) / Down grid structures (square or rectangle shapes)

Angolo 90° per strutture a griglia. Modulo angolare per la costruzione di strutture a griglia perfettamente chiuse. Alimentabil. Dimensioni 153x153.

Corner 90° Grid. Corner to build grig structures perfectly closed. Feed unit. Dimensions 153x153.

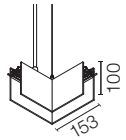

- ■ 06.1740.14

Unione a T per strutture a griglia. Modulo a forma di T per la costruzione di strutture a griglia perfettamente chiuse. Alimentabile. Dimensioni 265x265.

T-Joint Grid Down. T piece to build grid structures perfectly closed. Feed unit. Dimensions 265x153.

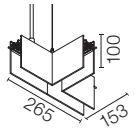

- ■ 06.1741.14

Unione a X per strutture a griglia. Modulo a forma di X per la costruzione di strutture a griglia perfettamente chiuse. Alimentabile. Dimensioni 265x265.

X-Joint Grid Down. Cross piece to build grid structures perfectly closed. Feed unit. Dimensions 265x265.

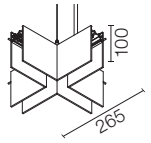

- ■ 06.1742.14

Suspension Down / Suspension Up&Down
Driver di superficie / Surface Drivers

Scatola di alimentazione in superficie, sia per illuminazione diretta sia per illuminazione diretta e indiretta con alloggiamento per il driver. Apparecchio 24V/185W - 110/240V incluso.Cavi non forniti.

Surface power supply for direct and indirect lighting with housing for the driver. 24V/185W - 110/240V equipment included. Cables not included.

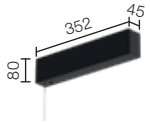

Non Dimmable
- ☐ 08.8886.40
- ■ 08.8886.14

Regolatore DALI e apparecchio 24V/185W - 110/240V per alimentare e controllare tanto l'illuminazione diretta quanto quella indiretta, incluso. Cavi non forniti.

DALI controller and 24V/185W - 110/240V equipment to supply and control both the direct and indirect lighting, included. Cables not included.

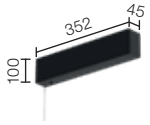

Dali
- ☐ 08.8886.40.DA
- ■ 08.8886.14.DA

Regolatore Casambi e apparecchio 24V/185W - 110/240V per alimentare e controllare tanto l'illuminazione diretta quanto quella indiretta, incluso. Cavi non forniti.

Casambi controller and 24V/185W - 110/240V equipment to supply and control both the direct and indirect lighting, included. Cables not included.

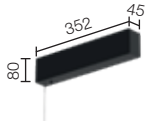

Casambi
- ☐ 08.8886.40.CB
- ■ 08.8886.14.CB

Suspension Down / Suspension Up&Down
Accessori per driver remoti / Remote Drivers Accessories

Rosone di alimentazione di superficie. Apparecchio, cavi di alimentazione e sospensione non forniti, da ordinare separatamente.

Surface rose. Equipment, power cable and suspension cable not included. They must be ordered separately.

- ☐ 08.8883.40A
- ■ 08.8883.14A

Rosone di alimentazione incassato. Driver non incluso, da ordinare separatamente.

Recessed power supply rose. Equipment not included. To be ordered separately.

- ☐ 08.8889.40
- ■ 08.8889.14

Per il dimensionamento dell'impianto, mantenere un margine di sicurezza di circa il 15% della potenza massima dell'alimentatore LED / For the sizing of the installation keep a safety margin of 15% of the maximum power of the LED power source.

SUSPENSION UP&DOWN INSTALLATION

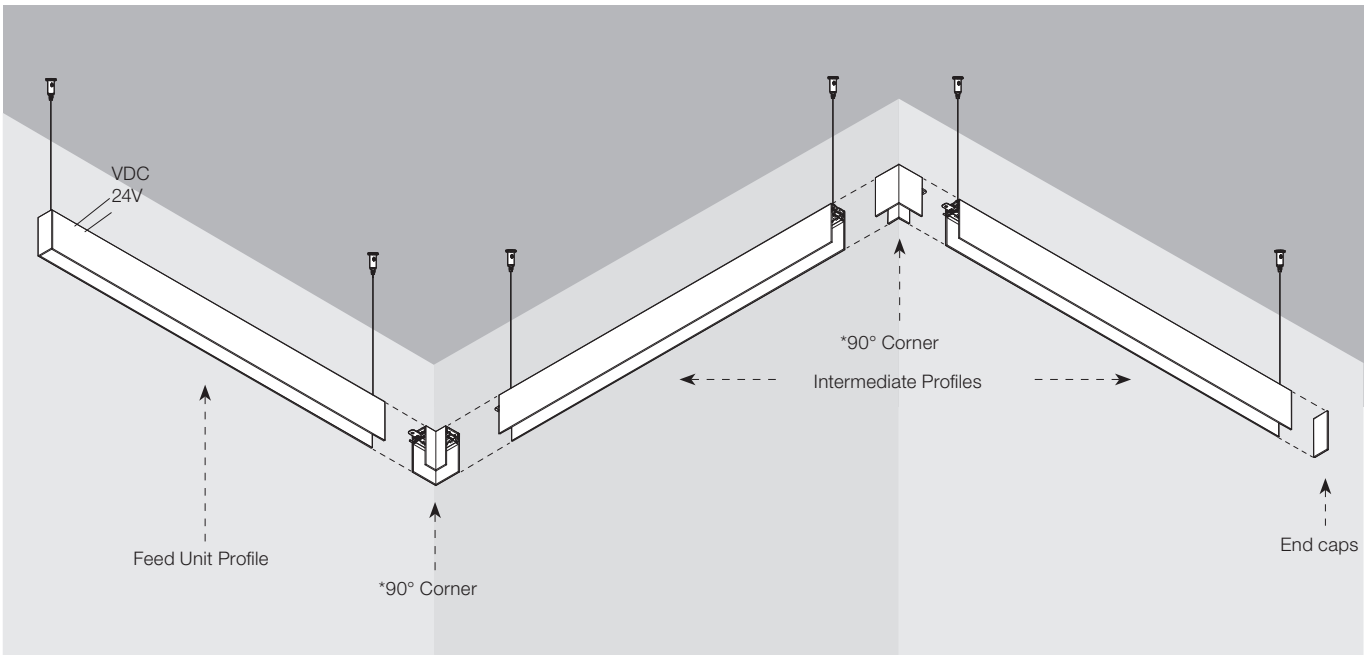

*Angoli Alimentabili / Corners can be powered.

Profili

Binario elettromeccanico per installazioni a sospensione.
Gli elementi lineari in versione Up&Down comprendono illuminazione LED indiretta nella parte superiore del profilo. Si possono alimentare con alimentazione condivisa o indipendente.
Binari lineari disponibili in due versioni: profili di alimentazione per collegamento al driver, e profili intermedi. Entrambe le versioni con lunghezze da 1 m a 3 m.
Calotte comprese nei profili di alimentazione. Accessori per collegamento (cavo di alimentazione da 4,2 m) e sospensione (cavo in acciaio da 4 m) a soffitto compresi in tutti i prodotti lineari di alimentazione o intermedi.
Disponibili angoli a 90° sul medesimo piano (elemento simmetrico per angoli sinistro e destro). Non predisposti per collegamento a driver.
Gli angoli delle versioni sospese del Running Magnet non sono dotati di illuminazione indiretta. L'illuminazione indiretta può essere controllata come un circuito separato se è alimentata da un apparecchio speciale e, nel caso di DALI, dotata di un apparecchio opzionale di controllo DALI da ordinare separatamente.
I profili non si possono tagliare.
La parte interna del profilo è fornita sempre in nero.

Profiles

Electromechanical profile for suspended installations.
Linear elements in the Up&Down version include indirect LED illumination in the upper part of the profile. Shared or separate power feed.
Linear profiles available in two versions: power feed profiles for connecting to a driver, and intermediate profiles. Both versions available in lengths from 1 m to 3 m.
Covers included with the power feed profiles. Ceiling connection (4.2 m feed cable) and suspension (4m steel cable) accessories included in all linear feed or intermediate products.
90° corners in the same plane (symmetrical element for right and left corners). Not provided for connection to the driver.
The corners of the Suspended Running Magnet versions are not fitted with indirect illumination. Indirect illumination can be managed as a separate circuit if powered by a dedicated driver and, in the case of the DALI installation,if equipped with a dedicated optional DALI controller. To be ordered separately.
Profiles cannot be cut.
The inner part of the profile is always supplied in black.

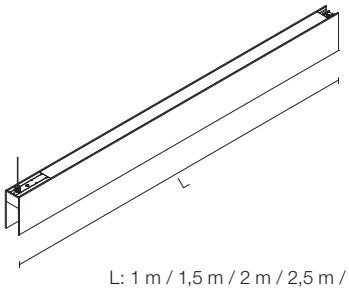

L: 1 m / 1,5 m / 2 m / 2,5 m / 3 m

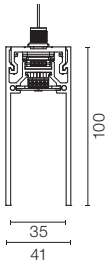

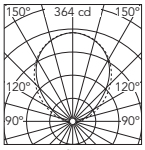

Luminous flux luminaire
844 lm *L: 1000 mm

Beam Angle: 91°

h(m)	E(lx)	D(m)
1	364	2.05
2	91	4.10
3	40	6.15
4	23	8.20
5	15	10.25

Light Source: Top LED 8,4W/m Up - 950 lm/m Up - 3000K/CRI 90

Feed Unit Profiles

L: 1000 mm
- ☐ 06.1614.40A
- ■ 06.1614.14A

L: 1500 mm
- ☐ 06.1615.40A
- ■ 06.1615.14A

L: 2000 mm
- ☐ 06.1616.40A
- ■ 06.1616.14A

L: 2500 mm
- ☐ 06.1617.40A
- ■ 06.1617.14A

L: 3000 mm
- ☐ 06.1618.40A
- ■ 06.1618.14A

Intermediate Profiles

L: 1000 mm
- ☐ 06.1619.40A
- ■ 06.1619.14A

L: 1500 mm
- ☐ 06.1620.40A
- ■ 06.1620.14A

L: 2000 mm
- ☐ 06.1621.40A
- ■ 06.1621.14A

L: 2500 mm
- ☐ 06.1622.40A
- ■ 06.1622.14A

L: 3000 mm
- ☐ 06.1623.40A
- ■ 06.1623.14A

Angolo 90°.
Non alimentabile. Compreso 1 kit di sospensione con cavo.

90° Corner.
Cannot be powered. Includes 1 cable suspension kit.

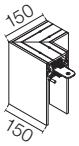

06.1624.40
06.1624.14

I terminale di chiusura sono inclusi in tutti i profili di alimentazione. Si devono ordinare separatamente solo se l'impianto è composto esclusivamente da profili intermedi e alimentato agli angoli.

End caps come complete with all the feed unit profiles. These should only be ordered separately if the installation is exclusively composed of intermediate profiles and fed by corners.

08.8887.40A
08.8887.14A

Suspension Down / Suspension Up&Down
Driver remoti / Remote Drivers

Alimentatore LED per installazione remota in quadro elettrico 24V/200W. Per evitare problemi di sovraccarico si consiglia di installare un alimentatore indipendente ogni 185W. 100/240V.

LED power supply source for remote installation in 24V/200W electric control panel. To avoid problems of overload it is recommended to install a power source every 185W. 100/240V.

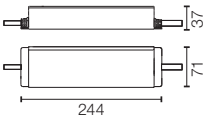

RF28143

Trasformatore elettronico per LED a tensione costante (24V). 100/240V.

Electronic transformer with constant voltage (24V) for LED. 100/240V.

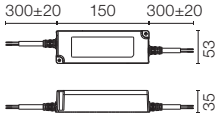

60W
60.9089
Up lighting max. 6m

Trasformatore elettronico per LED a tensione costante (24V). 100/240V.

Electronic transformer with constant voltage (24V) for LED. 100/240V.

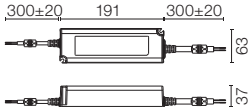

120W
RF28688
Up lighting max. 8m

Suspension Up&Down
Unità di controllo dimmerabile remota / Remote Dimmable Control Unit

Unità di controllo dimmer DALI per la regolazione di moduli LED, per drivers da 12-24-48V. Alimentatore non incluso. Per controllo di illuminazione indiretta (UP).

Dimmable Dali control unit for 12-24-48V LED modules. Power supply not included. For controlling indirect lighting (UP).

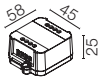

Dali · Push
Max. 10A
60.9678A

Centralina dimmerabile 12-48V, 10A max. È necessario driver, da ordinare separatamente.

Dimmable Control Unit 12-48V, 10A max. Requires driver. It must be ordered separately.

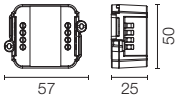

Casambi · Push
Max. 10A
60.9938

Driver di superficie & Accessori per driver remoti / Surface Drivers & Remote Drivers Accessories

Informazioni comuni con la versione a sospensione Down. Si veda la pagina anteriore.
References shared with Down suspension version. Please see previous page.

Surface Driver

Surface Rose

Recessed Rose

Per il dimensionamento dell'impianto, mantenere un margine di sicurezza di circa il 15% della potenza massima dell'alimentatore LED / For the sizing of the installation keep a safety margin of 15% of the maximum power of the LED power source.

• Posso alimentare una struttura direttamente da un angolo, senza utilizzare un profilo di alimentazione?
Sì, gli angoli sono predisposti per alimentare una struttura in entrambe le direzioni senza la necessità di utilizzare un profilo di alimentazione. È sufficiente tener conto del fatto che si dovranno ordinare separatamente i coperchi dei profili, dato che non sono inclusi negli angoli e nei profili intermedi.
Gli angoli della versione Up&Down non si possono alimentare.

• Can I feed a structure directly from a corner without using a feed unit profile?
Yes, corners are prepared to feed a structure in both directions without the need for a feed unit profile. Simply remember that you'll have to order the End cap profiles separately because they are not included in corners and intermediate profiles.
Take note that corners in Up&Down versions cannot be fed.

• Posso utilizzare un profilo di alimentazione per alimentare una struttura in superficie dal centro?
Sì, per alimentare una struttura in superficie dal centro (in entrambe le direzioni), saranno necessari due profili di alimentazione con due fonti di alimentazione, una per ciascun profilo di alimentazione, oppure la medesima fonte di alimentazione per entrambi i profili di alimentazione, rispettando i limiti elettrici La connessione meccanica tra i due profili si può realizzare senza alcun problema.

• Can I use a feed unit profile to feed a surface structure from the center?
Yes, to feed a surface structure from the center (in both directions), you'll need to use two feed unit profiles with two power supplies connected, one to each feed unit profile, or connect the same power supply to both feed unit profiles, respecting any potential electrical limitations. The mechanical connection can be made between profiles without any problem.

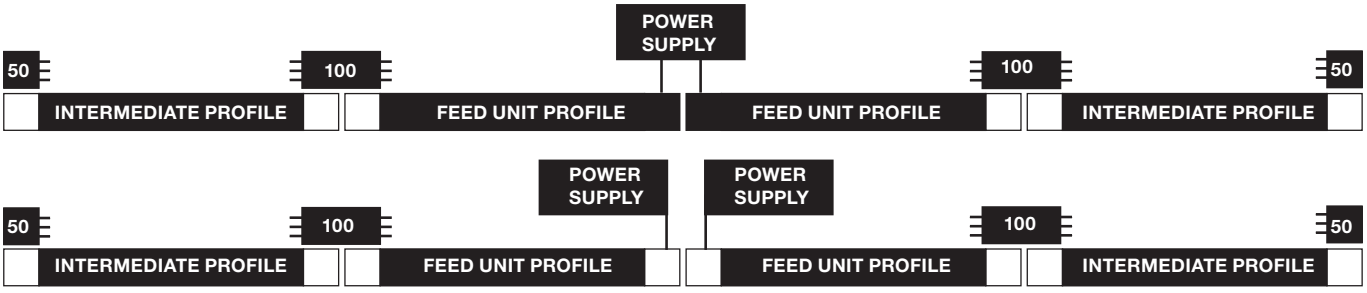

• Posso tagliare un profilo?
Sì, i profili si possono tagliare della misura desiderata (eccetto nella versione Up&Down). Si deve tener conto del fatto che, una volta tagliato un profilo, si perde la continuità elettrica. Se il profilo tagliato non è quello che chiude la struttura (nel cui caso non è necessaria la continuità elettrica) il tratto seguente dovrà essere nuovamente alimentato con un angolo o un profilo di alimentazione.
Se il lato tagliato fa parte del modulo finale della composizione bisogna isolare elettricamente il terminale di chiusura metallico.

• Can I cut a profile?
Yes, profiles can be cut to the desired length (except Up&Down version). Once a profile is cut, the electrical continuity is lost. If the cut element is not the one that closes the structure (in that case you don't need electrical continuity) the next section must to be fed with a corner or a feed unit profile.
If the cut side is at the end, the metallic end cap must be electrically insulated.

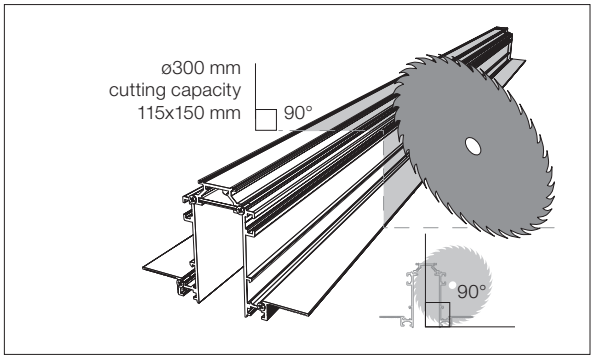

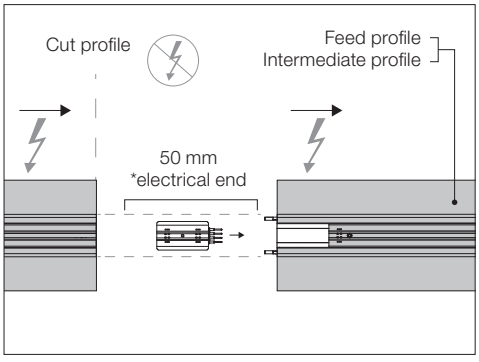

*Compreso nei profili di alimentazione o end cap /
Included with feed profiles or end caps.

• Posso controllare in modo indipendente l'illuminazione diretta e indiretta nella versione Up&Down?
Sì, per controllare l'illuminazione diretta e indiretta in modo indipendente si deve semplicemente collegare una fonte di alimentazione alla connessione di illuminazione indiretta e un'altra a quella diretta, consentendo così di controllare le diverse fonti in modo indipendente.
Se si desidera utilizzare un sistema di regolazione DALI, allora la fonte di alimentazione collegata all'illuminazione indiretta si deve collegare a un regolatore DALI (60.9678A).

• Can I independently control the Up Light and the Down Light in the Up&Down version?
Yes, to control the Up Light and Down Light independently you just have to connect one power supply to the down electrical connector and another one to the up electrical connector. This allows you to manage the different light sources independently.
If you want to use a DALI Dimmable system for the Up Light and the Down Light, then the power supply connected to Up Light must be connected to a Dali controller (60.9678A).

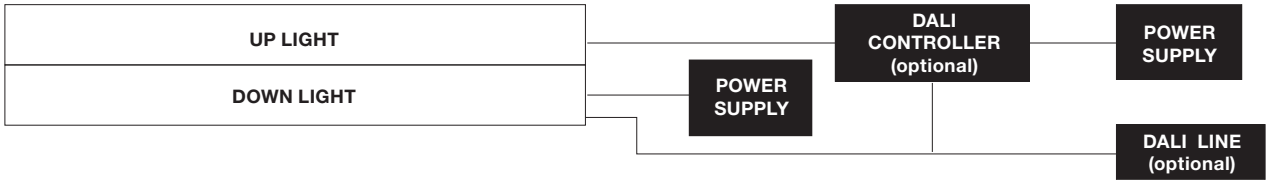

• Posso controllare in modo indipendente gli apparecchi d'illuminazione installati in una struttura con un regolatore DALI?
Sì, il sistema DALI identificherà ciascun apparecchio di illuminazione installato individualmente e consentirà di controllarlo in modo indipendente.

• Can I independently control the luminaires installed in the structure with a DALI controller?
Yes, the DALI system will identify each luminaire installed in the profile with a unique address, and will allow you to independently manage each one.

• Per realizzare la struttura DALI mi serve l'unità di controllo dimmabile DALI 60.9678A?
Gli apparecchi d'illuminazione sono già dotati di elettronica DALI, pertanto l'unità di controllo DALI non sarà necessaria.
L'unità di controllo DALI 60.9678A sarà necessaria solo per controllare l'illuminazione indiretta con un sistema DALI nella versione Up&Down.

• Do I need the Dimmable Dali controller 60.9678A to make the DALI structure?
The luminaries to be installed in the track are already equipped with Dali electronic, so a Dali controller is not required for these.
The 60.9678A DALI Controller is only required to make the Up indirect Light controllable with a DALI system in the Up&Down version.

• Qual è la distanza massima permessa tra la fonte di alimentazione e il profilo?
Con la fonte di alimentazione da 200W (RF28143) del nostro catalogo, la distanza massima concessa è:
. Cavo da Ø 1,5 mm^2: 2,5 m
. Cavo da Ø 2,5 mm^2: 4 m

• What is the maximum distance allowed between the driver and the profile?
With the 200W power supply (RF28143) in our catalogue, the maximum distance allowed is:
. Ø 1.5 mm^2 cable: 2,5 m
. Ø 2.5 mm^2 cable: 4 m

• Qual è la lunghezza massima alimentabile con una fonte di alimentazione in una struttura?
La lunghezza massima di un profilo che è possibile alimentare con una fonte di alimentazione è 8 m.

• What is the maximum length that can be fed with one power supply?
The maximum profile length that can be fed with a power supply is 8 m.

• Posso utilizzare una fonte di alimentazione diversa - meno potente?
Tutte le informazioni pubblicate sul nostro sito Web, catalogo e istruzioni di installazione sono conformi ai test realizzati con la nostra fonte di alimentazione da 200W (RF28143) raccomandata per i nostri prodotti.
Tuttavia, si può utilizzare una fonte di alimentazione diversa per alimentare i profili, tenendo tuttavia in considerazione i limiti elettrici da rispettare.
Deve essere una fonte di alimentazione da 24V con una corrente elettrica massima di 8A.

• Can I use a different, less powerful power supply?
All the information published on our website, and in our catalogue and installation instructions sheets is adjusted to the tests we perform with our 200W power supply (RF28143), which we recommend for our products.
However, a different power supply can be used to feed the profiles but the electrical limitations that it will have to accomplish should be taken into account.
It should be a 24V power supply with a maximum electric current of 8A.

Light Stripe

Light Source: Top LED 25W/m - 2060 lm/m - 2700K/CRI 90 / 25W/m - 2178 lm/m - 3000K/CRI 90

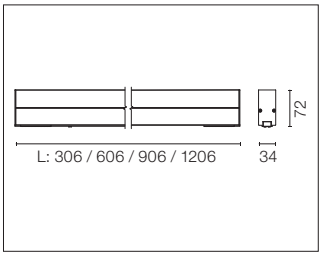

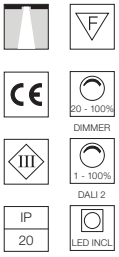

Modulo di illuminazione LED a luce diffusa da installare nel sistema The Running Magnet. Coperchi opalini per creare linee di luce continue inclusi.
Per il controllo bluetooth dei moduli luminosi selezionare le versioni con Casambi integrato.

Diffused LED light module to be installed in The Running Magnet System. Opaline end caps to create continuous lines of light included.
For wireless lighting control, choose integrated Casambi versions.

2700K
L: 300 mm - 7,5W - 618lm
On board dimmer
03.7000.14
Dali 2
03.7000.14ADA
**Casambi Integrated
03.7000.14.CB

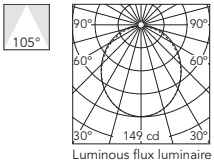

Luminous flux luminaire 416 lm

Beam Angle: 105°

h(m)	E(lx)	D(m)
1	149	2.76
2	37	5.52
3	17	8.28
4	9	11.04
5	6	13.81

3000K
L: 300 mm - 7,5W - 653lm
On board dimmer
03.7001.14
Dali 2
03.7001.14ADA
**Casambi Integrated
03.7001.14.CB

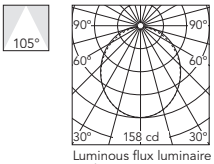

Luminous flux luminaire 440 lm

Beam Angle: 105°

h(m)	E(lx)	D(m)
1	158	2.76
2	39	5.52
3	18	8.28
4	10	11.04
5	6	13.81

2700K
L: 600 mm - 15W - 1237lm
On board dimmer
03.7002.14
Dali 2
03.7002.14ADA
**Casambi Integrated
03.7002.14.CB

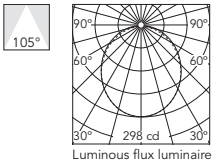

Luminous flux luminaire 833 lm

Beam Angle: 105°

h(m)	E(lx)	D(m)
1	298	2.76
2	75	5.52
3	33	8.28
4	19	11.04
5	12	13.81

3000K
L: 600 mm - 15W - 1307lm
On board dimmer
03.7003.14
Dali 2
03.7003.14ADA
**Casambi Integrated
03.7003.14.CB

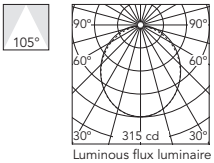

Luminous flux luminaire 880 lm

Beam Angle: 105°

h(m)	E(lx)	D(m)
1	315	2.76
2	79	5.52
3	35	8.28
4	20	11.04
5	13	13.81

2700K
On board dimmer
L: 900 mm - 22,5W - 1855lm
03.7004.14
Dali 2
03.7004.14ADA
**Casambi Integrated
03.7004.14.CB

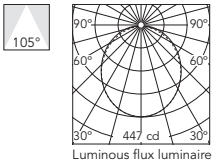

Luminous flux luminaire 1249 lm

Beam Angle: 105°

h(m)	E(lx)	D(m)
1	447	2.76
2	112	5.52
3	50	8.28
4	28	11.04
5	18	13.81

3000K
On board dimmer
L: 900 mm - 22,5W - 1960lm
03.7005.14
Dali 2
03.7005.14ADA
**Casambi Integrated
03.7005.14.CB

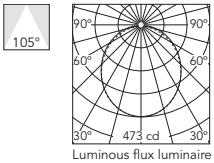

Luminous flux luminaire 1320 lm

Beam Angle: 105°

h(m)	E(lx)	D(m)
1	473	2.76
2	118	5.52
3	53	8.28
4	30	11.04
5	19	13.81

2700K
On board dimmer
L: 1200 mm - 30W - 2473lm
03.7006.14
Dali 2
03.7006.14ADA
**Casambi Integrated
03.7006.14.CB

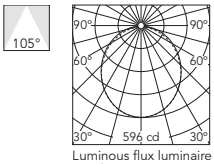

Luminous flux luminaire 1665 lm

Beam Angle: 105°

h(m)	E(lx)	D(m)
1	596	2.76
2	149	5.52
3	66	8.28
4	37	11.04
5	24	13.81

3000K
On board dimmer
L: 1200 mm - 30W - 2614lm
03.7007.14
Dali 2
03.7007.14ADA
**Casambi Integrated
03.7007.14.CB

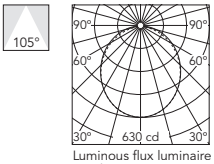

Luminous flux luminaire 1760 lm

Beam Angle: 105°

h(m)	E(lx)	D(m)
1	630	2.76
2	158	5.52
3	70	8.28
4	39	11.04
5	25	13.81

** Il sistema di controllo degli apparecchi i versione Casambi si regola direttamente tramite bluetooth con l'applicazione dedicata FLOS Control® by Casambi / The control system with the Casambi version of light fixtures is directly and individually regulated wirelessly using the application FLOS Control® by Casambi.

Light Shadow Spot 30

Light Source: Power LED 4W - 257 lm - 2700K/CRI 90 / 4W - 263 lm - 3000K/CRI 90

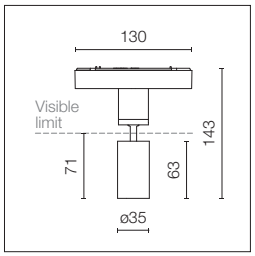

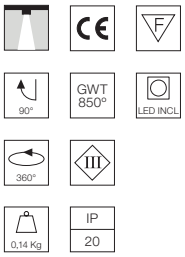

Modulo d'illuminazione LED focale da installare nel sistema The Running Magnet
Per il controllo senza fili dell'apparecchio selezionare la versione Casambi integrated.
Accessori disponibili (schermo nido d'ape e filtri dicroici CCT).

LED accent lighting module for installation in The Running Magnet system.
For wireless control of luminaires, please select Casambi integrated versions.
Accessories available, (honeycomb and CCT dichroic filters).

Optic Spot - 2700K

On board dimmer

- 05.9100.40
- 05.9100.14
- 05.9100.ER
- 05.9100.ES
- 05.9100.EQ

Dali 2

- 05.9100.40.DA
- 05.9100.14.DA
- 05.9100.ER.DA
- 05.9100.ES.DA
- 05.9100.EQ.DA

1-10V

- 05.9100.40.1V
- 05.9100.14.1V
- 05.9100.ER.1V
- 05.9100.ES.1V
- 05.9100.EQ.1V

Casambi integrated

- 05.9100.40.CB
- 05.9100.14.CB
- 05.9100.ER.CB
- 05.9100.ES.CB
- 05.9100.EQ.CB

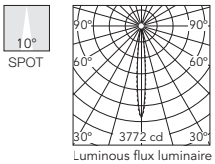

Luminous flux luminaire 209 lm

Beam Angle: 10°

h(m)	E(lx)	D(m)
1	3772	0.18
2	943	0.36
3	419	0.54
4	236	0.72
5	151	0.90

Optic Spot - 3000K

On board dimmer

- 05.9105.40
- 05.9105.14
- 05.9105.ER
- 05.9105.ES
- 05.9105.EQ

Dali 2

- 05.9105.40.DA
- 05.9105.14.DA
- 05.9105.ER.DA
- 05.9105.ES.DA
- 05.9105.EQ.DA

1-10V

- 05.9105.40.1V
- 05.9105.14.1V
- 05.9105.ER.1V
- 05.9105.ES.1V
- 05.9105.EQ.1V

Casambi integrated

- 05.9105.40.CB
- 05.9105.14.CB
- 05.9105.ER.CB
- 05.9105.ES.CB
- 05.9105.EQ.CB

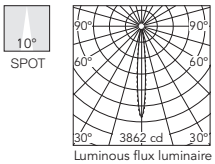

Luminous flux luminaire 214 lm

Beam Angle: 10°

h(m)	E(lx)	D(m)
1	3862	0.18
2	966	0.36
3	429	0.54
4	241	0.72
5	154	0.90

Optic Medium - 2700K

On board dimmer

- 05.9101.40
- 05.9101.14
- 05.9101.ER
- 05.9101.ES
- 05.9101.EQ

Dali 2

- 05.9101.40.DA
- 05.9101.14.DA
- 05.9101.ER.DA
- 05.9101.ES.DA
- 05.9101.EQ.DA

1-10V

- 05.9101.40.1V
- 05.9101.14.1V
- 05.9101.ER.1V
- 05.9101.ES.1V
- 05.9101.EQ.1V

Casambi integrated

- 05.9101.40.CB
- 05.9101.14.CB
- 05.9101.ER.CB
- 05.9101.ES.CB
- 05.9101.EQ.CB

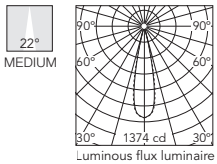

Luminous flux luminaire 201 lm

Beam Angle: 22°

h(m)	E(lx)	D(m)
1	1374	0.39
2	344	0.78
3	153	1.17
4	86	1.56
5	55	1.95

Optic Medium - 3000K

On board dimmer

- 05.9106.40
- 05.9106.14
- 05.9106.ER
- 05.9106.ES
- 05.9106.EQ

Dali 2

- 05.9106.40.DA
- 05.9106.14.DA
- 05.9106.ER.DA
- 05.9106.ES.DA
- 05.9106.EQ.DA

1-10V

- 05.9106.40.1V
- 05.9106.14.1V
- 05.9106.ER.1V
- 05.9106.ES.1V
- 05.9106.EQ.1V

Casambi integrated

- 05.9106.40.CB
- 05.9106.14.CB
- 05.9106.ER.CB
- 05.9106.ES.CB
- 05.9106.EQ.CB

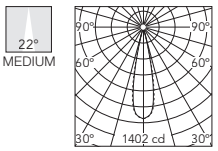

Luminous flux luminaire 205 lm

Beam Angle: 22°

h(m)	E(lx)	D(m)
1	1402	0.39
2	350	0.78
3	156	1.17
4	88	1.56
5	56	1.95

Optic Flood - 2700K

On board dimmer

- 05.9102.40
- 05.9102.14
- 05.9102.ER
- 05.9102.ES
- 05.9102.EQ

Dali 2

- 05.9102.40.DA
- 05.9102.14.DA
- 05.9102.ER.DA
- 05.9102.ES.DA
- 05.9102.EQ.DA

1-10V

- 05.9102.40.1V
- 05.9102.14.1V
- 05.9102.ER.1V
- 05.9102.ES.1V
- 05.9102.EQ.1V

Casambi integrated

- 05.9102.40.CB
- 05.9102.14.CB
- 05.9102.ER.CB
- 05.9102.ES.CB
- 05.9102.EQ.CB

33°
FLOOD

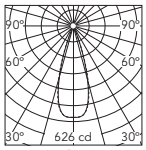

Luminous flux luminaire
200 lm

Beam Angle: 33°

h(m)	E(lx)	D(m)
1	625	0.60
2	156	1.19
3	69	1.79
4	39	2.39
5	25	2.99

Optic Flood - 3000K

On board dimmer

- 05.9107.40
- 05.9107.14
- 05.9107.ER
- 05.9107.ES
- 05.9107.EQ

Dali 2

- 05.9107.40.DA
- 05.9107.14.DA
- 05.9107.ER.DA
- 05.9107.ES.DA
- 05.9107.EQ.DA

1-10V

- 05.9107.40.1V
- 05.9107.14.1V
- 05.9107.ER.1V
- 05.9107.ES.1V
- 05.9107.EQ.1V

Casambi integrated

- 05.9107.40.CB
- 05.9107.14.CB
- 05.9107.ER.CB
- 05.9107.ES.CB
- 05.9107.EQ.CB

33°
FLOOD

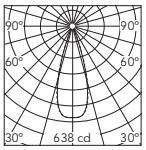

Luminous flux luminaire
204 lm

Beam Angle: 33°

h(m)	E(lx)	D(m)
1	638	0.60
2	159	1.19
3	71	1.79
4	40	2.39
5	26	2.99

Optic Wide Flood - 2700K

On board dimmer

- 05.9103.40
- 05.9103.14
- 05.9103.ER
- 05.9103.ES
- 05.9103.EQ

Dali 2

- 05.9103.40.DA
- 05.9103.14.DA
- 05.9103.ER.DA
- 05.9103.ES.DA
- 05.9103.EQ.DA

1-10V

- 05.9103.40.1V
- 05.9103.14.1V
- 05.9103.ER.1V
- 05.9103.ES.1V
- 05.9103.EQ.1V

Casambi integrated

- 05.9103.40.CB
- 05.9103.14.CB
- 05.9103.ER.CB
- 05.9103.ES.CB
- 05.9103.EQ.CB

46°
WIDE
FLOOD

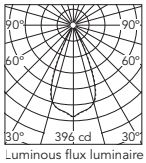

Luminous flux luminaire
209 lm

Beam Angle: 46°

h(m)	E(lx)	D(m)
1	396	0.84
2	99	1.69
3	44	2.53
4	25	3.38
5	16	4.22

Optic Wide Flood - 3000K

On board dimmer

- 05.9108.40
- 05.9108.14
- 05.9108.ER
- 05.9108.ES
- 05.9108.EQ

Dali 2

- 05.9108.40.DA
- 05.9108.14.DA
- 05.9108.ER.DA
- 05.9108.ES.DA
- 05.9108.EQ.DA

1-10V

- 05.9108.40.1V
- 05.9108.14.1V
- 05.9108.ER.1V
- 05.9108.ES.1V
- 05.9108.EQ.1V

Casambi integrated

- 05.9108.40.CB
- 05.9108.14.CB
- 05.9108.ER.CB
- 05.9108.ES.CB
- 05.9108.EQ.CB

46°
WIDE
FLOOD

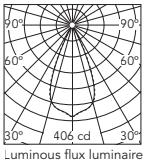

Luminous flux luminaire
214 lm

Beam Angle: 46°

h(m)	E(lx)	D(m)
1	406	0.84
2	101	1.69
3	45	2.53
4	25	3.38
5	16	4.22

Accessori / Accessories

Light Shadow Spot 30

Pannello nido d'ape	Honeycomb		08.0790.00
Filtro bicromatico CCT	Dichroic CCT Filter		Increase 2700K >> 3125±75K 3000K >> 3600±75K 08.0791.00
			Decrease 2700K >> 2450±75K 3000K >> 2700±75K 08.0792.00

Light Shadow Spot 45

Light Source: LED Array 10W - 756 lm - 2700K/CRI 90 / 10W - 799 lm - 3000K/CRI 90

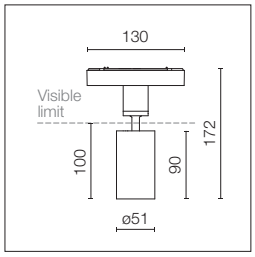

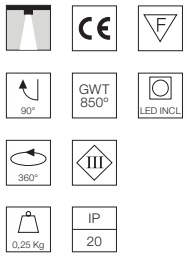

Modulo d'illuminazione LED focale da installare nel sistema The Running Magnet
Per il controllo senza fili dell'apparecchio selezionare la versione Casambi integrated.
Accessori disponibili (schermo nido d'ape e filtri dicroici CCT).

LED accent lighting module for installation in The Running Magnet system.
For wireless control of luminaires, please select Casambi integrated versions.
Accessories available, (honeycomb and CCT dichroic filters).

Optic Spot - 2700K

On board dimmer

- 05.9130.40
- 05.9130.14
- 05.9130.ER
- 05.9130.ES
- 05.9130.EQ

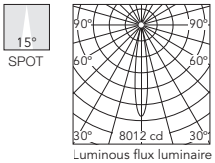

Luminous flux luminaire 650 lm

Beam Angle: 15°

h(m)	E(lx)	D(m)
1	8012	0.27
2	2003	0.54
3	890	0.80
4	501	1.07
5	320	1.34

Dali 2

- 05.9130.40.DA
- 05.9130.14.DA
- 05.9130.ER.DA
- 05.9130.ES.DA
- 05.9130.EQ.DA

1-10V

- 05.9130.40.1V
- 05.9130.14.1V
- 05.9130.ER.1V
- 05.9130.ES.1V
- 05.9130.EQ.1V

Casambi integrated

- 05.9130.40.CB
- 05.9130.14.CB
- 05.9130.ER.CB
- 05.9130.ES.CB
- 05.9130.EQ.CB

Optic Spot - 3000K

On board dimmer

- 05.9135.40
- 05.9135.14
- 05.9135.ER
- 05.9135.ES
- 05.9135.EQ

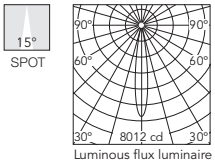

Luminous flux luminaire 650 lm

Beam Angle: 15°

h(m)	E(lx)	D(m)
1	8012	0.27
2	2003	0.54
3	890	0.80
4	501	1.07
5	320	1.34

Dali 2

- 05.9135.40.DA
- 05.9135.14.DA
- 05.9135.ER.DA
- 05.9135.ES.DA
- 05.9135.EQ.DA

1-10V

- 05.9135.40.1V
- 05.9135.14.1V
- 05.9135.ER.1V
- 05.9135.ES.1V
- 05.9135.EQ.1V

Casambi integrated

- 05.9135.40.CB
- 05.9135.14.CB
- 05.9135.ER.CB
- 05.9135.ES.CB
- 05.9135.EQ.CB

Optic Medium - 2700K

On board dimmer

- 05.9131.40
- 05.9131.14
- 05.9131.ER
- 05.9131.ES
- 05.9131.EQ

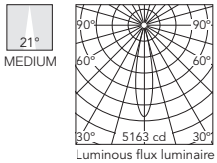

Luminous flux luminaire 645 lm

Beam Angle: 21°

h(m)	E(lx)	D(m)
1	5163	0.36
2	1291	0.73
3	574	1.09
4	323	1.46
5	207	1.82

Dali 2

- 05.9131.40.DA
- 05.9131.14.DA
- 05.9131.ER.DA
- 05.9131.ES.DA
- 05.9131.EQ.DA

1-10V

- 05.9131.40.1V
- 05.9131.14.1V
- 05.9131.ER.1V
- 05.9131.ES.1V
- 05.9131.EQ.1V

Casambi integrated

- 05.9131.40.CB
- 05.9131.14.CB
- 05.9131.ER.CB
- 05.9131.ES.CB
- 05.9131.EQ.CB

Optic Medium - 3000K

On board dimmer

- 05.9136.40
- 05.9136.14
- 05.9136.ER
- 05.9136.ES
- 05.9136.EQ

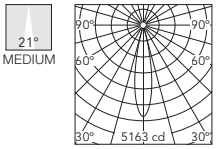

Luminous flux luminaire 645 lm

Beam Angle: 21°

h(m)	E(lx)	D(m)
1	5163	0.36
2	1291	0.73
3	574	1.09
4	323	1.46
5	207	1.82

Dali 2

- 05.9136.40.DA
- 05.9136.14.DA
- 05.9136.ER.DA
- 05.9136.ES.DA
- 05.9136.EQ.DA

1-10V

- 05.9136.40.1V
- 05.9136.14.1V
- 05.9136.ER.1V
- 05.9136.ES.1V
- 05.9136.EQ.1V

Casambi integrated

- 05.9136.40.CB
- 05.9136.14.CB
- 05.9136.ER.CB
- 05.9136.ES.CB
- 05.9136.EQ.CB

Optic Flood - 2700K

On board dimmer

- 05.9132.40
- 05.9132.14
- 05.9132.ER
- 05.9132.ES
- 05.9132.EQ

Dali 2

- 05.9132.40.DA
- 05.9132.14.DA
- 05.9132.ER.DA
- 05.9132.ES.DA
- 05.9132.EQ.DA

1-10V

- 05.9132.40.1V
- 05.9132.14.1V
- 05.9132.ER.1V
- 05.9132.ES.1V
- 05.9132.EQ.1V

Casambi integrated

- 05.9132.40.CB
- 05.9132.14.CB
- 05.9132.ER.CB
- 05.9132.ES.CB
- 05.9132.EQ.CB

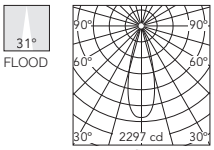

Luminous flux luminaire 646 lm

Beam Angle: 31°

h(m)	E(lx)	D(m)
1	2296	0.56
2	574	1.11
3	255	1.67
4	144	2.22
5	92	2.78

Optic Flood - 3000K

On board dimmer

- 05.9137.40
- 05.9137.14
- 05.9137.ER
- 05.9137.ES
- 05.9137.EQ

Dali 2

- 05.9137.40.DA
- 05.9137.14.DA
- 05.9137.ER.DA
- 05.9137.ES.DA
- 05.9137.EQ.DA

1-10V

- 05.9137.40.1V
- 05.9137.14.1V
- 05.9137.ER.1V
- 05.9137.ES.1V
- 05.9137.EQ.1V

Casambi integrated

- 05.9137.40.CB
- 05.9137.14.CB
- 05.9137.ER.CB
- 05.9137.ES.CB
- 05.9137.EQ.CB

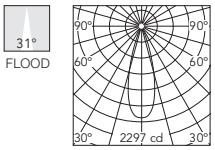

Luminous flux luminaire 646 lm

Beam Angle: 31°

h(m)	E(lx)	D(m)
1	2296	0.56
2	574	1.11
3	255	1.67
4	144	2.22
5	92	2.78

Accessori / Accessories

Light Shadow Spot 45

Pannello nido d'ape	Honeycomb		08.0793.00
Filtro bicromatico CCT	Dichroic CCT Filter		Increase 2700K >> 3125±75K 3000K >> 3600±75K 08.0794.00
			Decrease 2700K >> 2450±75K 3000K >> 2700±75K 08.0795.00

Spot Module

Light Source: Power LED 8W - 560 lm - 2700K/CRI 90 / 8W - 600 lm - 3000K/CRI 90

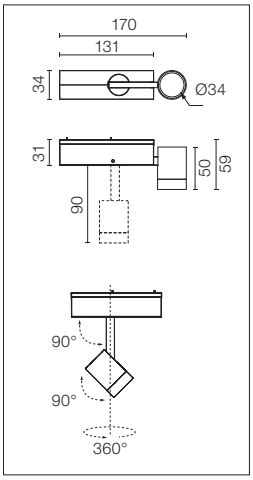

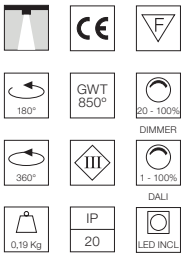

Modulo di illuminazione LED d'accento da installare nel sistema The Running Magnet. Convertitore elettronico di corrente DC/DC integrato.
Per il controllo bluetooth dei moduli luminosi selezionare le versioni con Casambi integrato.

Spot Module No DALI:
Massimo 21 spot per ciascun driver.
Spot Module DALI:
Massimo 14 spot per ciascun driver.

Massimo 64 spot per ciascun regolatore DALI.

Vedi accessori disponibili.

Accent lighting LED module to be installed in The Running Magnet System. Built-in DC/DC electronic voltage converter.
For wireless lighting control, choose integrated Casambi versions.

Spot Module No DALI:
Maximum 21 spots for a single driver.
Spot Module DALI:
Maximum 14 spots for a single driver.

Maximum 64 spots for a single DALI controller.

See available accessories.

2700K
On board dimmer
03.6303.14B
Dali 2
03.6303.14CDA
**Casambi Integrated
03.6303.14BCB

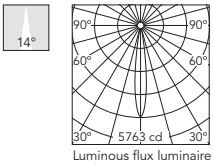

Luminous flux luminaire 403 lm

Beam Angle: 14°

h(m)	E(lx)	D(m)
1	5763	0.24
2	1441	0.49
3	640	0.73
4	360	0.98
5	231	1.22

3000K
On board dimmer
03.6302.14B
Dali 2
03.6302.14CDA
**Casambi Integrated
03.6302.14BCB

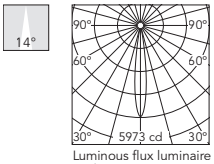

Luminous flux luminaire 418 lm

Beam Angle: 14°

h(m)	E(lx)	D(m)
1	5973	0.24
2	1493	0.49
3	664	0.73
4	373	0.98
5	239	1.22

Accessori / Accessories

Spot Module

Anello schermante esterno per spot module Running Magnet realizzato in alluminio e con finitura nera per un incremento del comfort visivo.

Screening external ring for Running Magnet spot module in aluminium with a black finish to enhance the visual comfort.

08.8427.14

** Il sistema di controllo degli apparecchi i versione Casambi si regola direttamente tramite bluetooth con l'applicazione dedicata FLOS Control® by Casambi / The control system with the Casambi version of light fixtures is directly and individually regulated wirelessly using the application FLOS Control® by Casambi.

Spot 120

Light Source: Power LED 13W - 1003 lm - 2700K/CRI 90 / 1002 lm - 3000K/CRI 90

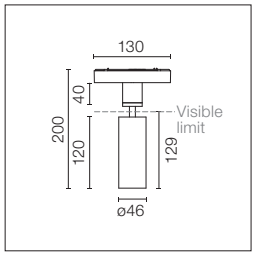

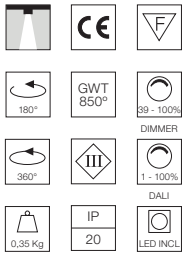

Modulo di illuminazione LED d'accento da installare nel sistema The Running Magnet. Convertitore elettronico di corrente DC/DC integrato.
Per il controllo bluetooth dei moduli luminosi selezionare le versioni con Casambi integrato.

Spot Module No DALI 2:
Massimo 14 spot per ciascun driver.
Spot Module DALI 2:
Massimo 11 spot per ciascun driver.

Accessori inclusi (honeycomb e filtro a croce antiabbagliamento).

Accent lighting LED module to be installed in The Running Magnet System. Built-in DC/DC electronic voltage converter.
For wireless lighting control, choose integrated Casambi versions.

Spot Module No DALI 2:
Maximum 14 spots for a single driver.
Spot Module DALI 2:
Maximum 11 spots for a single driver.

Accessories included (honeycomb and screening crosspiece).

2700K
On board dimmer
- ☐ 03.6285.40C
- ■ 03.6285.14C

Dali 2
- ☐ 03.6285.40CDA
- ■ 03.6285.14CDA

**Casambi Integrated
- ☐ 03.6285.40CCB
- ■ 03.6285.14CCB

16° SPOT

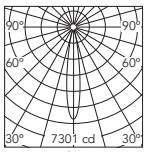

Luminous flux luminaire
773 lm

Beam Angle: 16°

h(m)	E(lx)	D(m)
1	7301	0.28
2	1825	0.57
3	811	0.85
4	456	1.14
5	292	1.42

3000K
On board dimmer
- ☐ 03.6284.40C
- ■ 03.6284.14C

Dali 2
- ☐ 03.6284.40CDA
- ■ 03.6284.14CDA

**Casambi Integrated
- ☐ 03.6284.40CCB
- ■ 03.6284.14CCB

16° SPOT

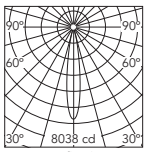

Luminous flux luminaire
851 lm

Beam Angle: 16°

h(m)	E(lx)	D(m)
1	8038	0.28
2	2009	0.57
3	893	0.85
4	502	1.14
5	322	1.42

2700K
On board dimmer
- ☐ 03.6286.40C
- ■ 03.6286.14C

Dali 2
- ☐ 03.6286.40CDA
- ■ 03.6286.14CDA

**Casambi Integrated
- ☐ 03.6286.40CCB
- ■ 03.6286.14CCB

32° MEDIUM

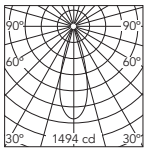

Luminous flux luminaire
448 lm

Beam Angle: 32°

h(m)	E(lx)	D(m)
1	1494	0.57
2	374	1.14
3	166	1.71
4	93	2.27
5	60	2.84

3000K
On board dimmer
- ☐ 03.6287.40C
- ■ 03.6287.14C

Dali 2
- ☐ 03.6287.40CDA
- ■ 03.6287.14CDA

**Casambi Integrated
- ☐ 03.6287.40CCB
- ■ 03.6287.14CCB

32° MEDIUM

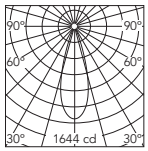

Luminous flux luminaire
493 lm

Beam Angle: 32°

h(m)	E(lx)	D(m)
1	1644	0.57
2	411	1.14
3	183	1.71
4	103	2.27
5	66	2.84

** Il sistema di controllo degli apparecchi i versione Casambi si regola direttamente tramite bluetooth con l'applicazione dedicata FLOS Control® by Casambi / The control system with the Casambi version of light fixtures is directly and individually regulated wirelessly using the application FLOS Control® by Casambi.

Anthony Spot Track By Antonio Citterio

Light Source: Power LED 14W - 1045 lm - 2700K/CRI 90 / 14W - 1308 lm - 3000K/CRI 90

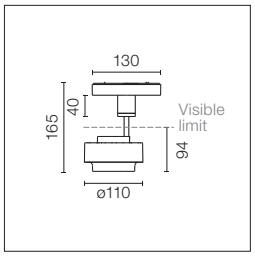

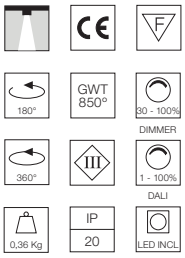

Modulo di illuminazione LED d'accento da installare nel sistema The Running Magnet. Convertitore elettronico di corrente DC/DC integrato.
Per il controllo bluetooth dei moduli luminosi selezionare le versioni con Casambi integrato.

Spot Module No DALI:
Massimo 9 spot per ciascun driver.

Vedi accessori disponibili.

Accent lighting LED module to be installed in The Running Magnet System. Built-in DC/DC electronic voltage converter.
For wireless lighting control, choose integrated Casambi versions.

Spot Module No DALI:
Maximum 9 spots for a single driver.

See available accessories.

2700K

On board dimmer
- ☐ 03.6277.40B
- ■ 03.6277.14B

Dali 2
- ☐ 03.6277.40BDA
- ■ 03.6277.14BDA

**Casambi Integrated
- ☐ 03.6277.40BCB
- ■ 03.6277.14BCB

15° SPOT

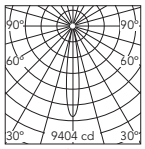

Luminous flux luminaire 847 lm

Beam Angle: 15°

h(m)	E(lx)	D(m)
1	9404	0.27
2	2351	0.54
3	1045	0.81
4	588	1.08
5	376	1.35

3000K

On board dimmer
- ☐ 03.6274.40B
- ■ 03.6274.14B

Dali 2
- ☐ 03.6274.40BDA
- ■ 03.6274.14BDA

**Casambi Integrated
- ☐ 03.6274.40BCB
- ■ 03.6274.14BCB

15° SPOT

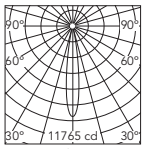

Luminous flux luminaire 1060 lm

Beam Angle: 15°

h(m)	E(lx)	D(m)
1	11765	0.27
2	2941	0.54
3	1307	0.81
4	735	1.08
5	471	1.35

2700K

On board dimmer
- ■ 03.6278.40B
- ■ 03.6278.14B

Dali 2
- ☐ 03.6278.40BDA
- ■ 03.6278.14BDA

**Casambi Integrated
- ☐ 03.6278.40BCB
- ■ 03.6278.14BCB

23° MEDIUM

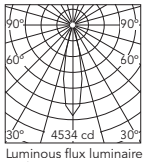

Luminous flux luminaire 870 lm

Beam Angle: 23°

h(m)	E(lx)	D(m)
1	4534	0.40
2	1134	0.81
3	504	1.21
4	283	1.61
5	181	2.02

3000K

On board dimmer
- ☐ 03.6275.40B
- ■ 03.6275.14B

Dali 2
- ☐ 03.6275.40BDA
- ■ 03.6275.14BDA

**Casambi Integrated
- ☐ 03.6275.40BCB
- ■ 03.6275.14BCB

23° MEDIUM



Luminous flux luminaire 1087 lm

Beam Angle: 23°

h(m)	E(lx)	D(m)
1	5664	0.40
2	1416	0.81
3	629	1.21
4	354	1.61
5	227	2.02

** Il sistema di controllo degli apparecchi i versione Casambi si regola direttamente tramite bluetooth con l'applicazione dedicata FLOS Control® by Casambi / The control system with the Casambi version of light fixtures is directly and individually regulated wirelessly using the application FLOS Control® by Casambi.

Accessori / Accessories

Anthony Spot Track

Lente ellittica.	Elliptical lens.		08.8418.68A
Honeycomb.	Honeycomb.		08.8419.14A
Lente flood. Per ottenere l'ottica flood (35°) richiedere Anthony Spot Medium + lente flood.	Flood lens. To obtain flood optics (35°) order Anthony Spot Medium + flood lens.		08.0050.00

Workmates Small

Light Source: Top LED High Efficiency
Non Dimming / 1-10V: 10W - 1382 lm - 3000K/CRI 90 / 1416 lm - 3500K/CRI 90 / 1440 lm - 4000K/CRI 90
Dali 2 / Casambi: 10,5W - 1382 lm - 3000K/CRI 90 / 1416 lm - 3500K/CRI 90 / 1440 lm - 4000K/CRI 90

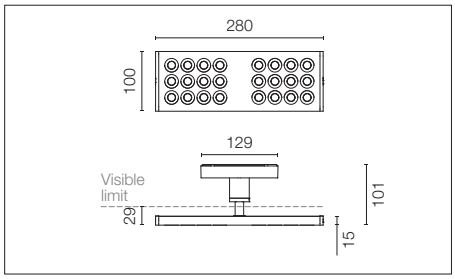

Apparecchio di illuminazione per applicazione sul sistema The Running Magnet. Sorgente luminosa ad alto rendimento. Può ruotare di 360° sull'asse del braccio posteriore per assumere qualsiasi posizione rispetto al binario (dalla posizione parallela a quella perpendicolare). UGR<19. Conforme alla EN12464 - cd/m² @ 65°<3000. Casambi, distanza massima tra gli apparecchi: 50m.

Luminaire for use on The Running Magnet system. High-efficiency light source. This can rotate by 360° on the axis of its rear arm to reach any position relative to the track (from parallel to perpendicular). UGR<19. EN12464 - cd/m² @ 65°<3000 compliant. Casambi, máximum distance between fixtures: 50m.

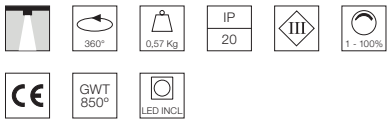

Optic Wide Flood - 3000K

Non Dimming
- 05.6420.40
- 05.6420.40.78
- 05.6420.14
- 05.6420.AP

Dali 2
- 05.6420.40.DA
- 05.6420.40.YU
- 05.6420.14.DA
- 05.6420.AP.DA

1-10V
- 05.6420.40.1V
- 05.6420.40.RX
- 05.6420.14.1V
- 05.6420.AP.1V

Casambi
- 05.6420.40.CB
- 05.6420.40.C6
- 05.6420.14.CB
- 05.6420.AP.CB

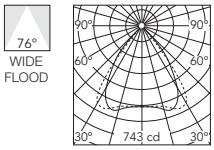

Luminous flux luminaire 1022 lm

Beam Angle: 76°

h(m)	E(lx)	D(m)
1	661	1.55
2	165	3.10
3	73	4.66
4	41	6.21
5	26	7.76

Optic Wide Flood - 4000K

Non Dimming
- 05.6422.40
- 05.6422.40.78
- 05.6422.14
- 05.6422.AP

Dali 2
- 05.6422.40.DA
- 05.6422.40.YU
- 05.6422.14.DA
- 05.6422.AP.DA

1-10V
- 05.6422.40.1V
- 05.6422.40.RX
- 05.6422.14.1V
- 05.6422.AP.1V

Casambi
- 05.6422.40.CB
- 05.6422.40.C6
- 05.6422.14.CB
- 05.6422.AP.CB

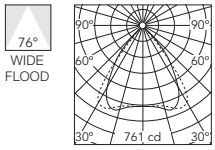

Luminous flux luminaire 1046 lm

Beam Angle: 76°

h(m)	E(lx)	D(m)
1	676	1.55
2	169	3.10
3	75	4.66
4	42	6.21
5	27	7.76

Optic Wide Flood - 3500K

Non Dimming
- 05.6421.40
- 05.6421.40.78
- 05.6421.14
- 05.6421.AP

Dali 2
- 05.6421.40.DA
- 05.6421.40.YU
- 05.6421.14.DA
- 05.6421.AP.DA

1-10V
- 05.6421.40.1V
- 05.6421.40.RX
- 05.6421.14.1V
- 05.6421.AP.1V

Casambi
- 05.6421.40.CB
- 05.6421.40.C6
- 05.6421.14.CB
- 05.6421.AP.CB

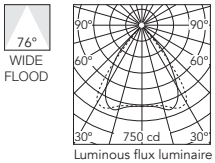

Luminous flux luminaire 1031 lm

Beam Angle: 76°

h(m)	E(lx)	D(m)
1	666	1.55
2	167	3.10
3	74	4.66
4	42	6.21
5	27	7.76

NEW

Optic Oval - 3000K

Non Dimming

- 05.6425.40
- 05.6425.40.78
- 05.6425.14
- 05.6425.AP

Dali 2

- 05.6425.40.DA
- 05.6425.40.YU
- 05.6425.14.DA
- 05.6425.AP.DA

1-10V

- 05.6425.40.1V
- 05.6425.40.RX
- 05.6425.14.1V
- 05.6425.AP.1V

Casambi

- 05.6425.40.CB
- 05.6425.40.C6
- 05.6425.14.CB
- 05.6425.AP.CB

72°
OVAL

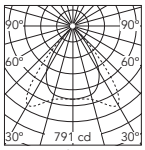

Luminous flux luminaire
994 lm

Beam Angle: 72°

h(m)	E(lx)	D(m)
1	633	1.45
2	158	2.89
3	70	4.34
4	40	5.78
5	25	7.23

Optic High Comfort - 3000K

Non Dimming

- 05.5920.40
- 05.5920.40.78
- 05.5920.14
- 05.5920.AP

Dali 2

- 05.5920.40.DA
- 05.5920.40.YU
- 05.5920.14.DA
- 05.5920.AP.DA

1-10V

- 05.5920.40.1V
- 05.5920.40.RX
- 05.5920.14.1V
- 05.5920.AP.1V

Casambi

- 05.5920.40.CB
- 05.5920.40.C6
- 05.5920.14.CB
- 05.5920.AP.CB

66°
HIGH
COMFORT

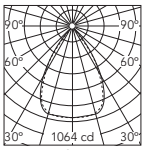

Luminous flux luminaire
1104 lm

Beam Angle: 66°

h(m)	E(lx)	D(m)
1	1062	1.31
2	266	2.61
3	118	3.92
4	66	5.23
5	42	6.54

Optic Oval - 3500K

Non Dimming

- 05.6426.40
- 05.6426.40.78
- 05.6426.14
- 05.6426.AP

Dali 2

- 05.6426.40.DA
- 05.6426.40.YU
- 05.6426.14.DA
- 05.6426.AP.DA

1-10V

- 05.6426.40.1V
- 05.6426.40.RX
- 05.6426.14.1V
- 05.6426.AP.1V

Casambi

- 05.6426.40.CB
- 05.6426.40.C6
- 05.6426.14.CB
- 05.6426.AP.CB

72°
OVAL

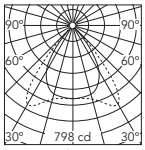

Luminous flux luminaire
1003 lm

Beam Angle: 72°

h(m)	E(lx)	D(m)
1	639	1.45
2	160	2.89
3	71	4.34
4	40	5.78
5	26	7.23

Optic High Comfort - 3500K

Non Dimming

- 05.5921.40
- 05.5921.40.78
- 05.5921.14
- 05.5921.AP

Dali 2

- 05.5921.40.DA
- 05.5921.40.YU
- 05.5921.14.DA
- 05.5921.AP.DA

1-10V

- 05.5921.40.1V
- 05.5921.40.RX
- 05.5921.14.1V
- 05.5921.AP.1V

Casambi

- 05.5921.40.CB
- 05.5921.40.C6
- 05.5921.14.CB
- 05.5921.AP.CB

66°
HIGH
COMFORT

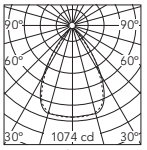

Luminous flux luminaire
1115 lm

Beam Angle: 66°

h(m)	E(lx)	D(m)
1	1073	1.31
2	268	2.61
3	119	3.92
4	67	5.23
5	43	6.54

Optic Oval - 4000K

Non Dimming

- 05.6427.40
- 05.6427.40.78
- 05.6427.14
- 05.6427.AP

Dali 2

- 05.6427.40.DA
- 05.6427.40.YU
- 05.6427.14.DA
- 05.6427.AP.DA

1-10V

- 05.6427.40.1V
- 05.6427.40.RX
- 05.6427.14.1V
- 05.6427.AP.1V

Casambi

- 05.6427.40.CB
- 05.6427.40.C6
- 05.6427.14.CB
- 05.6427.AP.CB

72°
OVAL

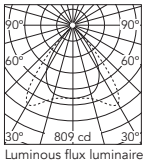

Luminous flux luminaire
1017 lm

Beam Angle: 72°

h(m)	E(lx)	D(m)
1	648	1.45
2	162	2.89
3	72	4.34
4	40	5.78
5	26	7.23

Optic High Comfort - 4000K

Non Dimming

- 05.5922.40
- 05.5922.40.78
- 05.5922.14
- 05.5922.AP

Dali 2

- 05.5922.40.DA
- 05.5922.40.YU
- 05.5922.14.DA
- 05.5922.AP.DA

1-10V

- 05.5922.40.1V
- 05.5922.40.RX
- 05.5922.14.1V
- 05.5922.AP.1V

Casambi

- 05.5922.40.CB
- 05.5922.40.C6
- 05.5922.14.CB
- 05.5922.AP.CB

66°
HIGH
COMFORT

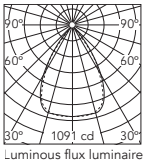

Luminous flux luminaire
1133 lm

Beam Angle: 66°

h(m)	E(lx)	D(m)
1	1090	1.31
2	272	2.61
3	121	3.92
4	68	5.23
5	44	6.54

Workmates Small

Light Source: Top LED Full Spectrum
Non Dimming / 1-10V: 10W - 1013 lm - 3000K/CRI 98 / 1021 lm - 3500K/CRI 98 / 1032 lm - 4000K/CRI 98
Dali 2 / Casambi: 10,5W - 1013 lm - 3000K/CRI 98 / 1021 lm - 3500K/CRI 98 / 1032 lm - 4000K/CRI 98

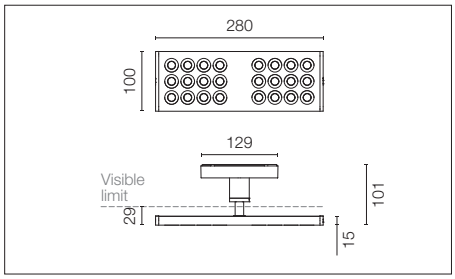

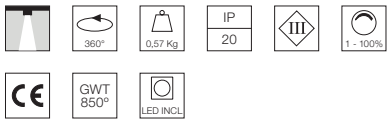

Apparecchio di illuminazione per applicazione sul sistema The Running Magnet. Sorgente luminosa Full Spectrum di elevata qualità nella resa cromatica. Può ruotare di 360° sull'asse del braccio posteriore per assumere qualsiasi posizione rispetto al binario (dalla posizione parallela a quella perpendicolare). UGR<19. Conforme alla EN12464 - cd/m² @ 65°<3000. Casambi, distanza massima tra gli apparecchi: 50m.

Luminaire for use on The Running Magnet system. High-quality colour rendering Full Spectrum light source. This can rotate by 360° on the axis of its rear arm to reach any position relative to the track (from parallel to perpendicular). UGR<19. EN12464 - cd/m² @ 65°<3000 compliant. Casambi, máximum distance between fixtures: 50m.

Optic Wide Flood - 3000K

Non Dimming
- 05.6430.40
- 05.6430.40.78
- 05.6430.14
- 05.6430.AP

Dali 2
- 05.6430.40.DA
- 05.6430.40.YU
- 05.6430.14.DA
- 05.6430.AP.DA

1-10V
- 05.6430.40.1V
- 05.6430.40.RX
- 05.6430.14.1V
- 05.6430.AP.1V

Casambi
- 05.6430.40.CB
- 05.6430.40.C6
- 05.6430.14.CB
- 05.6430.AP.CB

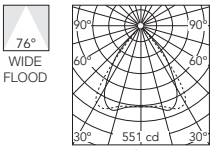

Luminous flux luminaire 758 lm

Beam Angle: 76°

h(m)	E(lx)	D(m)
1	490	1.55
2	122	3.10
3	54	4.66
4	31	6.21
5	20	7.76

Optic Wide Flood - 4000K

Non Dimming
- 05.6432.40
- 05.6432.40.78
- 05.6432.14
- 05.6432.AP

Dali 2
- 05.6432.40.DA
- 05.6432.40.YU
- 05.6432.14.DA
- 05.6432.AP.DA

1-10V
- 05.6432.40.1V
- 05.6432.40.RX
- 05.6432.14.1V
- 05.6432.AP.1V

Casambi
- 05.6432.40.CB
- 05.6432.40.C6
- 05.6432.14.CB
- 05.6432.AP.CB

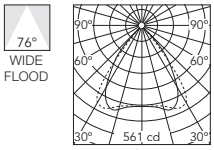

Luminous flux luminaire 771 lm

Beam Angle: 76°

h(m)	E(lx)	D(m)
1	498	1.55
2	125	3.10
3	55	4.66
4	31	6.21
5	20	7.76

Optic Wide Flood - 3500K

Non Dimming
- 05.6431.40
- 05.6431.40.78
- 05.6431.14
- 05.6431.AP

Dali 2
- 05.6431.40.DA
- 05.6431.40.YU
- 05.6431.14.DA
- 05.6431.AP.DA

1-10V
- 05.6431.40.1V
- 05.6431.40.RX
- 05.6431.14.1V
- 05.6431.AP.1V

Casambi
- 05.6431.40.CB
- 05.6431.40.C6
- 05.6431.14.CB
- 05.6431.AP.CB

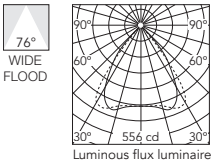

Luminous flux luminaire 764 lm

Beam Angle: 76°

h(m)	E(lx)	D(m)
1	494	1.55
2	123	3.10
3	55	4.66
4	31	6.21
5	20	7.76

NEW

Optic Oval - 3000K

Non Dimming

- 05.6435.40
- 05.6435.40.78
- 05.6435.14
- 05.6435.AP

Dali 2

- 05.6435.40.DA
- 05.6435.40.YU
- 05.6435.14.DA
- 05.6435.AP.DA

1-10V

- 05.6435.40.1V
- 05.6435.40.RX
- 05.6435.14.1V
- 05.6435.AP.1V

Casambi

- 05.6435.40.CB
- 05.6435.40.C6
- 05.6435.14.CB
- 05.6435.AP.CB

72°
OVAL

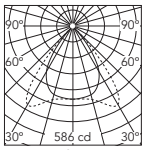

Luminous flux luminaire
737 lm

Beam Angle: 72°

h(m)	E(lx)	D(m)
1	469	1.45
2	117	2.89
3	52	4.34
4	29	5.78
5	19	7.23

Optic High Comfort - 3000K

Non Dimming

- 05.5930.40
- 05.5930.40.78
- 05.5930.14
- 05.5930.AP

Dali 2

- 05.5930.40.DA
- 05.5930.40.YU
- 05.5930.14.DA
- 05.5930.AP.DA

1-10V

- 05.5930.40.1V
- 05.5930.40.RX
- 05.5930.14.1V
- 05.5930.AP.1V

Casambi

- 05.5930.40.CB
- 05.5930.40.C6
- 05.5930.14.CB
- 05.5930.AP.CB

66°
HIGH
COMFORT

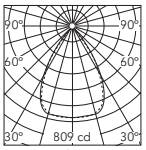

Luminous flux luminaire
840 lm

Beam Angle: 66°

h(m)	E(lx)	D(m)
1	808	1.31
2	202	2.61
3	90	3.92
4	51	5.23
5	32	6.54

Optic Oval - 3500K

Non Dimming

- 05.6436.40
- 05.6436.40.78
- 05.6436.14
- 05.6436.AP

Dali 2

- 05.6436.40.DA
- 05.6436.40.YU
- 05.6436.14.DA
- 05.6436.AP.DA

1-10V

- 05.6436.40.1V
- 05.6436.40.RX
- 05.6436.14.1V
- 05.6436.AP.1V

Casambi

- 05.6436.40.CB
- 05.6436.40.C6
- 05.6436.14.CB
- 05.6436.AP.CB

72°
OVAL

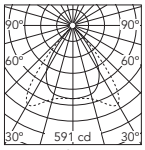

Luminous flux luminaire
743 lm

Beam Angle: 72°

h(m)	E(lx)	D(m)
1	473	1.45
2	118	2.89
3	53	4.34
4	30	5.78
5	19	7.23

Optic High Comfort - 3500K

Non Dimming

- 05.5931.40
- 05.5931.40.78
- 05.5931.14
- 05.5931.AP

Dali 2

- 05.5931.40.DA
- 05.5931.40.YU
- 05.5931.14.DA
- 05.5931.AP.DA

1-10V

- 05.5931.40.1V
- 05.5931.40.RX
- 05.5931.14.1V
- 05.5931.AP.1V

Casambi

- 05.5931.40.CB
- 05.5931.40.C6
- 05.5931.14.CB
- 05.5931.AP.CB

66°
HIGH
COMFORT

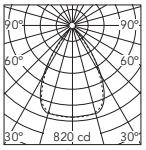

Luminous flux luminaire
851 lm

Beam Angle: 66°

h(m)	E(lx)	D(m)
1	819	1.31
2	205	2.61
3	91	3.92
4	51	5.23
5	33	6.54

Optic Oval - 4000K

Non Dimming

- 05.6437.40
- 05.6437.40.78
- 05.6437.14
- 05.6437.AP

Dali 2

- 05.6437.40.DA
- 05.6437.40.YU
- 05.6437.14.DA
- 05.6437.AP.DA

1-10V

- 05.6437.40.1V
- 05.6437.40.RX
- 05.6437.14.1V
- 05.6437.AP.1V

Casambi

- 05.6437.40.CB
- 05.6437.40.C6
- 05.6437.14.CB
- 05.6437.AP.CB

72°
OVAL

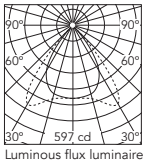

Luminous flux luminaire
750 lm

Beam Angle: 72°

h(m)	E(lx)	D(m)
1	478	1.45
2	119	2.89
3	53	4.34
4	30	5.78
5	19	7.23

Optic High Comfort - 4000K

Non Dimming

- 05.5932.40
- 05.5932.40.78
- 05.5932.14
- 05.5932.AP

Dali 2

- 05.5932.40.DA
- 05.5932.40.YU
- 05.5932.14.DA
- 05.5932.AP.DA

1-10V

- 05.5932.40.1V
- 05.5932.40.RX
- 05.5932.14.1V
- 05.5932.AP.1V

Casambi

- 05.5932.40.CB
- 05.5932.40.C6
- 05.5932.14.CB
- 05.5932.AP.CB

66°
HIGH
COMFORT

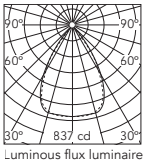

Luminous flux luminaire
869 lm

Beam Angle: 66°

h(m)	E(lx)	D(m)
1	836	1.31
2	209	2.61
3	93	3.92
4	52	5.23
5	33	6.54

Workmates Large

Light Source: Top LED High Efficiency
Non Dimming / 1-10V: 12,5W - 1853 lm - 3000K/CRI 90 / 1886 lm - 3500K/CRI 90 / 1896 lm - 4000K/CRI 90
Dali 2 / Casambi: 13,5W - 1853 lm - 3000K/CRI 90 / 1886 lm - 3500K/CRI 90 / 1896 lm - 4000K/CRI 90

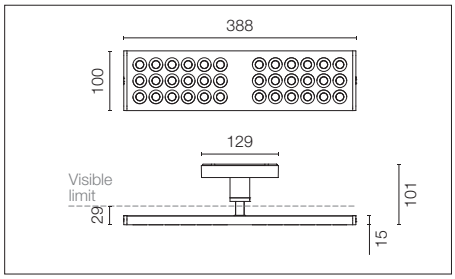

Apparecchio di illuminazione per applicazione sul sistema The Running Magnet. Sorgente luminosa ad alto rendimento. Può ruotare di 360° sull'asse del braccio posteriore per assumere qualsiasi posizione rispetto al binario (dalla posizione parallela a quella perpendicolare). UGR<19. Conforme alla EN12464 - cd/m² @ 65°<3000. Casambi, distanza massima tra gli apparecchi: 50m.

Luminaire for use on The Running Magnet system. High-efficiency light source. This can rotate by 360° on the axis of its rear arm to reach any position relative to the track (from parallel to perpendicular). UGR<19. EN12464 - cd/m² @ 65°<3000 compliant. Casambi, máximum distance between fixtures: 50m.

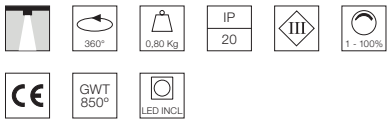

Optic Wide Flood - 3000K

Non Dimming
- 05.6440.40
- 05.6440.40.78
- 05.6440.14
- 05.6440.AP

Dali 2
- 05.6440.40.DA
- 05.6440.40.YU
- 05.6440.14.DA
- 05.6440.AP.DA

1-10V
- 05.6440.40.1V
- 05.6440.40.RX
- 05.6440.14.1V
- 05.6440.AP.1V

Casambi
- 05.6440.40.CB
- 05.6440.40.C6
- 05.6440.14.CB
- 05.6440.AP.CB

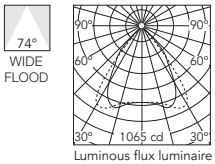

Luminous flux luminaire 1411 lm

Beam Angle: 74°

h(m)	E(lx)	D(m)
1	893	1.50
2	223	3.00
3	99	4.51
4	56	6.01
5	36	7.51

Optic Wide Flood - 4000K

Non Dimming
- 05.6442.40
- 05.6442.40.78
- 05.6442.14
- 05.6442.AP

Dali 2
- 05.6442.40.DA
- 05.6442.40.YU
- 05.6442.14.DA
- 05.6442.AP.DA

1-10V
- 05.6442.40.1V
- 05.6442.40.RX
- 05.6442.14.1V
- 05.6442.AP.1V

Casambi
- 05.6442.40.CB
- 05.6442.40.C6
- 05.6442.14.CB
- 05.6442.AP.CB

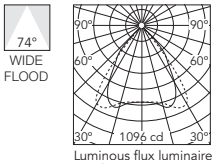

Luminous flux luminaire 1453 lm

Beam Angle: 74°

h(m)	E(lx)	D(m)
1	920	1.50
2	230	3.00
3	102	4.51
4	57	6.01
5	37	7.51

Optic Wide Flood - 3500K

Non Dimming
- 05.6441.40
- 05.6441.40.78
- 05.6441.14
- 05.6441.AP

Dali 2
- 05.6441.40.DA
- 05.6441.40.YU
- 05.6441.14.DA
- 05.6441.AP.DA

1-10V
- 05.6441.40.1V
- 05.6441.40.RX
- 05.6441.14.1V
- 05.6441.AP.1V

Casambi
- 05.6441.40.CB
- 05.6441.40.C6
- 05.6441.14.CB
- 05.6441.AP.CB

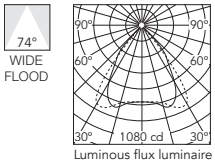

Luminous flux luminaire 1432 lm

Beam Angle: 74°

h(m)	E(lx)	D(m)
1	906	1.50
2	227	3.00
3	101	4.51
4	57	6.01
5	36	7.51

NEW

Optic Oval - 3000K

Non Dimming

- 05.6445.40
- 05.6445.40.78
- 05.6445.14
- 05.6445.AP

Dali 2

- 05.6445.40.DA
- 05.6445.40.YU
- 05.6445.14.DA
- 05.6445.AP.DA

1-10V

- 05.6445.40.1V
- 05.6445.40.RX
- 05.6445.14.1V
- 05.6445.AP.1V

Casambi

- 05.6445.40.CB
- 05.6445.40.C6
- 05.6445.14.CB
- 05.6445.AP.CB

72°
OVAL

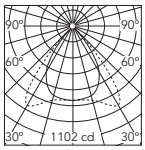

Luminous flux luminaire
1396 lm

Beam Angle: 72°

h(m)	E(lx)	D(m)
1	894	1.45
2	224	2.89
3	99	4.34
4	56	5.79
5	36	7.23

Optic High Comfort - 3000K

Non Dimming

- 05.5940.40
- 05.5940.40.78
- 05.5940.14
- 05.5940.AP

Dali 2

- 05.5940.40.DA
- 05.5940.40.YU
- 05.5940.14.DA
- 05.5940.AP.DA

1-10V

- 05.5940.40.1V
- 05.5940.40.RX
- 05.5940.14.1V
- 05.5940.AP.1V

Casambi

- 05.5940.40.CB
- 05.5940.40.C6
- 05.5940.14.CB
- 05.5940.AP.CB

66°
HIGH
COMFORT

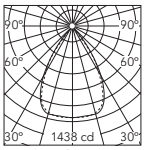

Luminous flux luminaire
1493 lm

Beam Angle: 66°

h(m)	E(lx)	D(m)
1	1436	1.31
2	359	2.61
3	160	3.92
4	90	5.23
5	57	6.54

Optic Oval - 3500K

Non Dimming

- 05.6446.40
- 05.6446.40.78
- 05.6446.14
- 05.6446.AP

Dali 2

- 05.6446.40.DA
- 05.6446.40.YU
- 05.6446.14.DA
- 05.6446.AP.DA

1-10V

- 05.6446.40.1V
- 05.6446.40.RX
- 05.6446.14.1V
- 05.6446.AP.1V

Casambi

- 05.6446.40.CB
- 05.6446.40.C6
- 05.6446.14.CB
- 05.6446.AP.CB

72°
OVAL

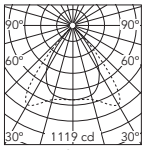

Luminous flux luminaire
1417 lm

Beam Angle: 72°

h(m)	E(lx)	D(m)
1	908	1.45
2	227	2.89
3	101	4.34
4	57	5.79
5	36	7.23

Optic High Comfort - 3500K

Non Dimming

- 05.5941.40
- 05.5941.40.78
- 05.5941.14
- 05.5941.AP

Dali 2

- 05.5941.40.DA
- 05.5941.40.YU
- 05.5941.14.DA
- 05.5941.AP.DA

1-10V

- 05.5941.40.1V
- 05.5941.40.RX
- 05.5941.14.1V
- 05.5941.AP.1V

Casambi

- 05.5941.40.CB
- 05.5941.40.C6
- 05.5941.14.CB
- 05.5941.AP.CB

66°
HIGH
COMFORT

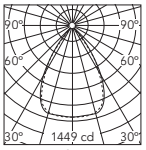

Luminous flux luminaire
1504 lm

Beam Angle: 66°

h(m)	E(lx)	D(m)
1	1447	1.31
2	362	2.61
3	161	3.92
4	90	5.23
5	58	6.54

Optic Oval - 4000K

Non Dimming

- 05.6447.40
- 05.6447.40.78
- 05.6447.14
- 05.6447.AP

Dali 2

- 05.6447.40.DA
- 05.6447.40.YU
- 05.6447.14.DA
- 05.6447.AP.DA

1-10V

- 05.6447.40.1V
- 05.6447.40.RX
- 05.6447.14.1V
- 05.6447.AP.1V

Casambi

- 05.6447.40.CB
- 05.6447.40.C6
- 05.6447.14.CB
- 05.6447.AP.CB

72°
OVAL

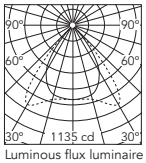

Luminous flux luminaire
1438 lm

Beam Angle: 72°

h(m)	E(lx)	D(m)
1	921	1.45
2	230	2.89
3	102	4.34
4	58	5.79
5	37	7.23

Optic High Comfort - 4000K

Non Dimming

- 05.5942.40
- 05.5942.40.78
- 05.5942.14
- 05.5942.AP

Dali 2

- 05.5942.40.DA
- 05.5942.40.YU
- 05.5942.14.DA
- 05.5942.AP.DA

1-10V

- 05.5942.40.1V
- 05.5942.40.RX
- 05.5942.14.1V
- 05.5942.AP.1V

Casambi

- 05.5942.40.CB
- 05.5942.40.C6
- 05.5942.14.CB
- 05.5942.AP.CB

66°
HIGH
COMFORT

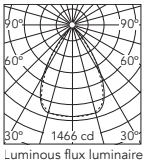

Luminous flux luminaire
1522 lm

Beam Angle: 66°

h(m)	E(lx)	D(m)
1	1464	1.31
2	366	2.61
3	163	3.92
4	92	5.23
5	59	6.54

Workmates Large

Light Source: Top LED Full Spectrum
Non Dimming / 1-10V: 12,5W - 1358 lm - 3000K/CRI 98 / 1368 lm - 3500K/CRI 98 / 1382 lm - 4000K/CRI 98
Dali 2 / Casambi: 13,5W - 1358 lm - 3000K/CRI 98 / 1368 lm - 3500K/CRI 98 / 1382 lm - 4000K/CRI 98

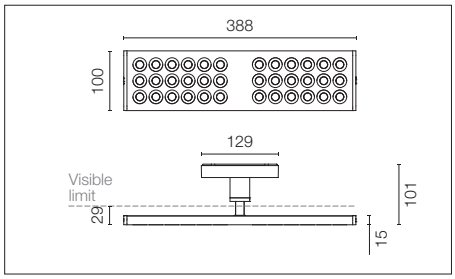

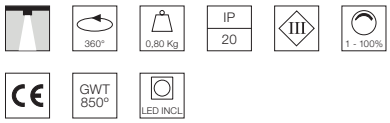

Apparecchio di illuminazione per applicazione sul sistema The Running Magnet. Sorgente luminosa Full Spectrum di elevata qualità nella resa cromatica. Può ruotare di 360° sull'asse del braccio posteriore per assumere qualsiasi posizione rispetto al binario (dalla posizione parallela a quella perpendicolare). UGR<19. Conforme alla EN12464 - cd/m² @ 65º<3000. Casambi, distanza massima tra gli apparecchi: 50m.

Luminaire for use on The Running Magnet system. High-quality colour rendering Full Spectrum light source. This can rotate by 360° on the axis of its rear arm to reach any position relative to the track (from parallel to perpendicular). UGR<19. EN12464 - cd/m² @ 65º<3000 compliant. Casambi, máximum distance between fixtures: 50m.

Optic Wide Flood - 3000K

Non Dimming
- 05.6450.40
- 05.6450.40.78
- 05.6450.14
- 05.6450.AP

Dali 2
- 05.6450.40.DA
- 05.6450.40.YU
- 05.6450.14.DA
- 05.6450.AP.DA

1-10V
- 05.6450.40.1V
- 05.6450.40.RX
- 05.6450.14.1V
- 05.6450.AP.1V

Casambi
- 05.6450.40.CB
- 05.6450.40.C6
- 05.6450.14.CB
- 05.6450.AP.CB

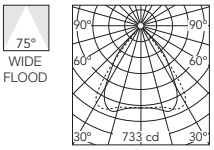

Luminous flux luminaire 1005 lm

Beam Angle: 75°

h(m)	E(lx)	D(m)
1	659	1.52
2	165	3.05
3	73	4.57
4	41	6.10
5	26	7.62

Optic Wide Flood - 4000K

Non Dimming
- 05.6452.40
- 05.6452.40.78
- 05.6452.14
- 05.6452.AP

Dali 2
- 05.6452.40.DA
- 05.6452.40.YU
- 05.6452.14.DA
- 05.6452.AP.DA

1-10V
- 05.6452.40.1V
- 05.6452.40.RX
- 05.6452.14.1V
- 05.6452.AP.1V

Casambi
- 05.6452.40.CB
- 05.6452.40.C6
- 05.6452.14.CB
- 05.6452.AP.CB

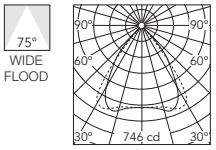

Luminous flux luminaire 1022 lm

Beam Angle: 75°

h(m)	E(lx)	D(m)
1	670	1.52
2	168	3.05
3	74	4.57
4	42	6.10
5	27	7.62

Optic Wide Flood - 3500K

Non Dimming
- 05.6451.40
- 05.6451.40.78
- 05.6451.14
- 05.6451.AP

Dali 2
- 05.6451.40.DA
- 05.6451.40.YU
- 05.6451.14.DA
- 05.6451.AP.DA

1-10V
- 05.6451.40.1V
- 05.6451.40.RX
- 05.6451.14.1V
- 05.6451.AP.1V

Casambi
- 05.6451.40.CB
- 05.6451.40.C6
- 05.6451.14.CB
- 05.6451.AP.CB

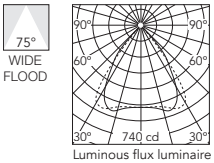

Luminous flux luminaire 1014 lm

Beam Angle: 75°

h(m)	E(lx)	D(m)
1	665	1.52
2	166	3.05
3	74	4.57
4	42	6.10
5	27	7.62

NEW

Optic Oval - 3000K

Non Dimming

- 05.6455.40
- 05.6455.40.78
- 05.6455.14
- 05.6455.AP

Dali 2

- 05.6455.40.DA
- 05.6455.40.YU
- 05.6455.14.DA
- 05.6455.AP.DA

1-10V

- 05.6455.40.1V
- 05.6455.40.RX
- 05.6455.14.1V
- 05.6455.AP.1V

Casambi

- 05.6455.40.CB
- 05.6455.40.C6
- 05.6455.14.CB
- 05.6455.AP.CB

72°
OVAL

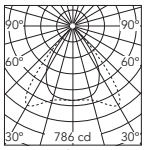

Luminous flux luminaire
995 lm

Beam Angle: 72°

h(m)	E(lx)	D(m)
1	637	1.45
2	159	2.89
3	71	4.34
4	40	5.79
5	25	7.23

Optic High Comfort - 3000K

Non Dimming

- 05.5950.40
- 05.5950.40.78
- 05.5950.14
- 05.5950.AP

Dali 2

- 05.5950.40.DA
- 05.5950.40.YU
- 05.5950.14.DA
- 05.5950.AP.DA

1-10V

- 05.5950.40.1V
- 05.5950.40.RX
- 05.5950.14.1V
- 05.5950.AP.1V

Casambi

- 05.5950.40.CB
- 05.5950.40.C6
- 05.5950.14.CB
- 05.5950.AP.CB

66°
HIGH
COMFORT

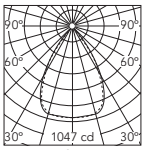

Luminous flux luminaire
1087 lm

Beam Angle: 66°

h(m)	E(lx)	D(m)
1	1046	1.31
2	261	2.61
3	116	3.92
4	65	5.23
5	42	6.54

Optic Oval - 3500K

Non Dimming

- 05.6456.40
- 05.6456.40.78
- 05.6456.14
- 05.6456.AP

Dali 2

- 05.6456.40.DA
- 05.6456.40.YU
- 05.6456.14.DA
- 05.6456.AP.DA

1-10V

- 05.6456.40.1V
- 05.6456.40.RX
- 05.6456.14.1V
- 05.6456.AP.1V

Casambi

- 05.6456.40.CB
- 05.6456.40.C6
- 05.6456.14.CB
- 05.6456.AP.CB

72°
OVAL

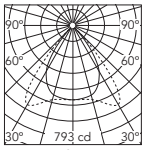

Luminous flux luminaire
1004 lm

Beam Angle: 72°

h(m)	E(lx)	D(m)
1	643	1.45
2	161	2.89
3	71	4.34
4	40	5.79
5	26	7.23

Optic High Comfort - 3500K

Non Dimming

- 05.5951.40
- 05.5951.40.78
- 05.5951.14
- 05.5951.AP

Dali 2

- 05.5951.40.DA
- 05.5951.40.YU
- 05.5951.14.DA
- 05.5951.AP.DA

1-10V

- 05.5951.40.1V
- 05.5951.40.RX
- 05.5951.14.1V
- 05.5951.AP.1V

Casambi

- 05.5951.40.CB
- 05.5951.40.C6
- 05.5951.14.CB
- 05.5951.AP.CB

66°
HIGH
COMFORT

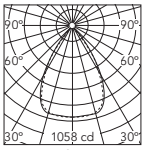

Luminous flux luminaire
1098 lm

Beam Angle: 66°

h(m)	E(lx)	D(m)
1	1056	1.31
2	264	2.61
3	117	3.92
4	66	5.23
5	42	6.54

Optic Oval - 4000K

Non Dimming

- 05.6457.40
- 05.6457.40.78
- 05.6457.14
- 05.6457.AP

Dali 2

- 05.6457.40.DA
- 05.6457.40.YU
- 05.6457.14.DA
- 05.6457.AP.DA

1-10V

- 05.6457.40.1V
- 05.6457.40.RX
- 05.6457.14.1V
- 05.6457.AP.1V

Casambi

- 05.6457.40.CB
- 05.6457.40.C6
- 05.6457.14.CB
- 05.6457.AP.CB

72°
OVAL

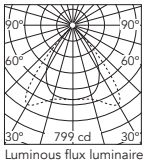

Luminous flux luminaire
1012 lm

Beam Angle: 72°

h(m)	E(lx)	D(m)
1	648	1.45
2	162	2.89
3	72	4.34
4	41	5.79
5	26	7.23

Optic High Comfort - 4000K

Non Dimming

- 05.5952.40
- 05.5952.40.78
- 05.5952.14
- 05.5952.AP

Dali 2

- 05.5952.40.DA
- 05.5952.40.YU
- 05.5952.14.DA
- 05.5952.AP.DA

1-10V

- 05.5952.40.1V
- 05.5952.40.RX
- 05.5952.14.1V
- 05.5952.AP.1V

Casambi

- 05.5952.40.CB
- 05.5952.40.C6
- 05.5952.14.CB
- 05.5952.AP.CB

66°
HIGH
COMFORT

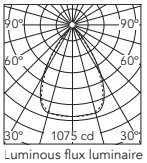

Luminous flux luminaire
1116 lm

Beam Angle: 66°

h(m)	E(lx)	D(m)
1	1074	1.31
2	268	2.61
3	119	3.92
4	67	5.23
5	43	6.54

Light Shadow

Light Source: Power LED 10,8W - 4x270 lm - 2700K/CRI 90 / 10,8W - 4x285 lm - 3000K/CRI 90

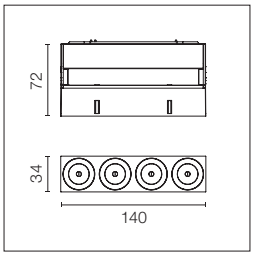

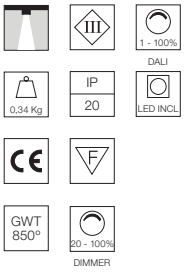

Modulo di illuminazione LED con 4 faretti e ad abbagliamento limitato, installabili sul sistema The Running Magnet.
Convertitore elettronico corrente DC/DC incorporato.
Per il controllo bluetooth dei moduli luminosi selezionare le versioni con Casambi integrato.

E= Finitura Esterna
I= Finitura Interna

LED lighting module, with 4 spotlights and low glare, to be installed in the The Running Magnet system.
DC/DC, built-in electronic current converter.
For wireless lighting control, choose integrated Casambi versions.

E= External Finish
I= Internal Finish

Optic Spot 2700K

E I On board dimmer
03.8948.40A
03.8948.14A
E I Dali 2
03.8948.40BDA
03.8948.14BDA
E I **Casambi Integrated
03.8948.40ACB
03.8948.14ACB

10° SPOT

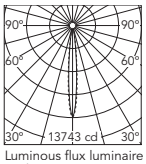

Luminous flux luminaire 751 lm (EXTREME CUT OFF)

Beam Angle: 10°

h(m)	E(lx)	D(m)
1	13743	0.17
2	3436	0.35
3	1527	0.52
4	859	0.70
5	550	0.87

Optic Spot 3000K

E I On board dimmer
03.8952.40A
03.8952.14A
E I Dali 2
03.8952.40BDA
03.8952.14BDA
E I **Casambi Integrated
03.8952.40ACB
03.8952.14ACB

10° SPOT

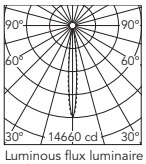

Luminous flux luminaire 801 lm (EXTREME CUT OFF)

Beam Angle: 10°

h(m)	E(lx)	D(m)
1	14660	0.17
2	3665	0.35
3	1629	0.52
4	916	0.70
5	586	0.87

2700K

E I On board dimmer
03.8949.40A
03.8949.14A
E I Dali 2
03.8949.40BDA
03.8949.14BDA
E I **Casambi Integrated
03.8949.40ACB
03.8949.14ACB

10° SPOT

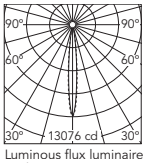

Luminous flux luminaire 724 lm (EXTREME CUT OFF)

Beam Angle: 10°

h(m)	E(lx)	D(m)
1	13076	0.18
2	3269	0.36
3	1453	0.54
4	817	0.72
5	523	0.90

3000K

E I On board dimmer
03.8953.40A
03.8953.14A
E I Dali 2
03.8953.40BDA
03.8953.14BDA
E I **Casambi Integrated
03.8953.40ACB
03.8953.14ACB

10° SPOT

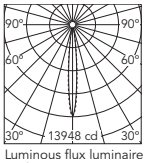

Luminous flux luminaire 773 lm (EXTREME CUT OFF)

Beam Angle: 10°

h(m)	E(lx)	D(m)
1	13948	0.18
2	3487	0.36
3	1550	0.54
4	872	0.72
5	558	0.90

2700K

E I On board dimmer
05.1800.40A
05.1800.14A
E I Dali 2
05.1800.40ADA
05.1800.14ADA
E I **Casambi Integrated
05.1800.40ACB
05.1800.14ACB

12° SPOT

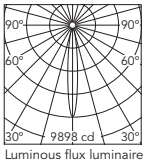

Luminous flux luminaire 789 lm (EXTREME CUT OFF)

Beam Angle: 12°

h(m)	E(lx)	D(m)
1	9898	0.22
2	2475	0.44
3	1100	0.66
4	618	0.88
5	396	1.09

3000K

E I On board dimmer
05.1805.40A
05.1805.14A
E I Dali 2
05.1805.40ADA
05.1805.14ADA
E I **Casambi Integrated
05.1805.40ACB
05.1805.14ACB

12° SPOT

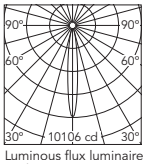

Luminous flux luminaire 805 lm (EXTREME CUT OFF)

Beam Angle: 12°

h(m)	E(lx)	D(m)
1	10106	0.22
2	2527	0.44
3	1123	0.66
4	631	0.88
5	404	1.09

2700K

E I On board dimmer
05.1801.40A
05.1801.14A
E I Dali 2
05.1801.40ADA
05.1801.14ADA
E I **Casambi Integrated
05.1801.40ACB
05.1801.14ACB

13° SPOT

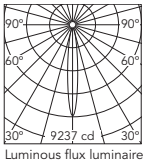

Luminous flux luminaire 784 lm (EXTREME CUT OFF)

Beam Angle: 13°

h(m)	E(lx)	D(m)
1	9237	0.23
2	2309	0.45
3	1027	0.68
4	578	0.90
5	370	1.13

3000K

E I On board dimmer
05.1806.40A
05.1806.14A
E I Dali 2
05.1806.40ADA
05.1806.14ADA
E I **Casambi Integrated
05.1806.40ACB
05.1806.14ACB

13° SPOT

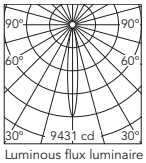

Luminous flux luminaire 800 lm (EXTREME CUT OFF)

Beam Angle: 13°

h(m)	E(lx)	D(m)
1	9431	0.23
2	2358	0.45
3	1048	0.68
4	590	0.90
5	378	1.13

2700K

E I On board dimmer
05.1802.40A
05.1802.14A
E I Dali 2
05.1802.40ADA
05.1802.14ADA
E I **Casambi Integrated
05.1802.40ACB
05.1802.14ACB

12° SPOT

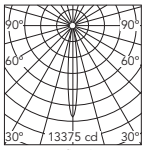

Luminous flux luminaire 841 lm (EXTREME CUT OFF)

Beam Angle: 12°

h(m)	E(lx)	D(m)
1	13375	0.20
2	3344	0.41
3	1486	0.61
4	836	0.82
5	535	1.02

3000K

E I On board dimmer
05.1807.40A
05.1807.14A
E I Dali 2
05.1807.40ADA
05.1807.14ADA
E I **Casambi Integrated
05.1807.40ACB
05.1807.14ACB

12° SPOT

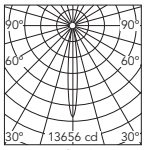

Luminous flux luminaire 859 lm (EXTREME CUT OFF)

Beam Angle: 12°

h(m)	E(lx)	D(m)
1	13656	0.20
2	3414	0.41
3	1517	0.61
4	853	0.82
5	546	1.02

** Il sistema di controllo degli apparecchi i versione Casambi si regola direttamente tramite bluetooth con l'applicazione dedicata FLOS Control® by Casambi / The control system with the Casambi version of light fixtures is directly and individually regulated wirelessly using the application FLOS Control® by Casambi.

Optic Medium 2700K

E I On board dimmer
03.9620.40A
03.9620.14A
E I Dali 2
03.9620.40BDA
03.9620.14BDA
E I **Casambi Integrated
03.9620.40ACB
03.9620.14ACB

22°
MEDIUM

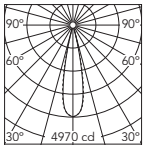

Luminous flux luminaire
744 lm (EXTREME CUT OFF)

Beam Angle: 22°

h(m)	E(lx)	D(m)
1	4970	0.39
2	1243	0.78
3	552	1.17
4	311	1.56
5	199	1.95

Optic Medium 3000K

E I On board dimmer
03.9630.40A
03.9630.14A
E I Dali 2
03.9630.40BDA
03.9630.14BDA
E I **Casambi Integrated
03.9630.40ACB
03.9630.14ACB

22°
MEDIUM

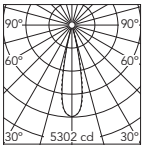

Luminous flux luminaire
793 lm (EXTREME CUT OFF)

Beam Angle: 22°

h(m)	E(lx)	D(m)
1	5302	0.39
2	1325	0.78
3	589	1.17
4	331	1.56
5	212	1.95

2700K

E I On board dimmer
03.9621.40A
03.9621.14A
E I Dali 2
03.9621.40BDA
03.9621.14BDA
E I **Casambi Integrated
03.9621.40ACB
03.9621.14ACB

22°
MEDIUM

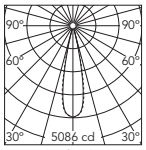

Luminous flux luminaire
744 lm (EXTREME CUT OFF)

Beam Angle: 22°

h(m)	E(lx)	D(m)
1	5086	0.39
2	1272	0.78
3	565	1.17
4	318	1.56
5	203	1.95

3000K

E I On board dimmer
03.9631.40A
03.9631.14A
E I Dali 2
03.9631.40BDA
03.9631.14BDA
E I **Casambi Integrated
03.9631.40ACB
03.9631.14ACB

22°
MEDIUM

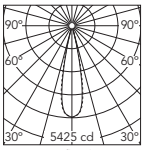

Luminous flux luminaire
793 lm (EXTREME CUT OFF)

Beam Angle: 22°

h(m)	E(lx)	D(m)
1	5425	0.39
2	1356	0.78
3	603	1.17
4	339	1.56
5	217	1.95

2700K

E I On board dimmer
05.1810.40A
05.1810.14A
E I Dali 2
05.1810.40ADA
05.1810.14ADA
E I **Casambi Integrated
05.1810.40ACB
05.1810.14ACB

21°
MEDIUM

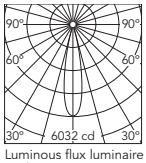

Luminous flux luminaire
821 lm (EXTREME CUT OFF)

Beam Angle: 21°

h(m)	E(lx)	D(m)
1	6032	0.37
2	1508	0.74
3	670	1.11
4	377	1.48
5	242	1.84

3000K

E I On board dimmer
05.1815.40A
05.1815.14A
E I Dali 2
05.1815.40ADA
05.1815.14ADA
E I **Casambi Integrated
05.1815.40ACB
05.1815.14ACB

21°
MEDIUM

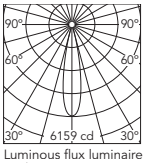

Luminous flux luminaire
839 lm (EXTREME CUT OFF)

Beam Angle: 21°

h(m)	E(lx)	D(m)
1	6159	0.37
2	1540	0.74
3	684	1.11
4	385	1.48
5	247	1.84

2700K

E I On board dimmer
05.1811.40A
05.1811.14A
E I Dali 2
05.1811.40ADA
05.1811.14ADA
E I **Casambi Integrated
05.1811.40ACB
05.1811.14ACB

21°
MEDIUM

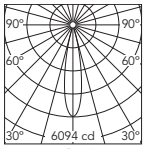

Luminous flux luminaire
827 lm (EXTREME CUT OFF)

Beam Angle: 21°

h(m)	E(lx)	D(m)
1	6094	0.36
2	1523	0.73
3	677	1.09
4	381	1.45
5	244	1.81

3000K

E I On board dimmer
05.1816.40A
05.1816.14A
E I Dali 2
05.1816.40ADA
05.1816.14ADA
E I **Casambi Integrated
05.1816.40ACB
05.1816.14ACB

21°
MEDIUM

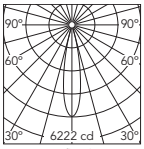

Luminous flux luminaire
844 lm (EXTREME CUT OFF)

Beam Angle: 21°

h(m)	E(lx)	D(m)
1	6222	0.36
2	1555	0.73
3	692	1.09
4	389	1.45
5	249	1.81

2700K

E I On board dimmer
05.1812.40A
05.1812.14A
E I Dali 2
05.1812.40ADA
05.1812.14ADA
E I **Casambi Integrated
05.1812.40ACB
05.1812.14ACB

22°
MEDIUM

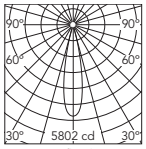

Luminous flux luminaire
827 lm (EXTREME CUT OFF)

Beam Angle: 22°

h(m)	E(lx)	D(m)
1	5802	0.38
2	1451	0.76
3	645	1.14
4	363	1.52
5	232	1.91

3000K

E I On board dimmer
05.1817.40A
05.1817.14A
E I Dali 2
05.1817.40ADA
05.1817.14ADA
E I **Casambi Integrated
05.1817.40ACB
05.1817.14ACB

22°
MEDIUM

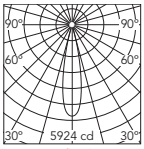

Luminous flux luminaire
844 lm (EXTREME CUT OFF)

Beam Angle: 22°

h(m)	E(lx)	D(m)
1	5924	0.38
2	1481	0.76
3	658	1.14
4	370	1.52
5	237	1.91

** Il sistema di controllo degli apparecchi i versione Casambi si regola direttamente tramite bluetooth con l'applicazione dedicata FLOS Control® by Casambi / The control system with the Casambi version of light fixtures is directly and individually regulated wirelessly using the application FLOS Control® by Casambi.

Light Shadow

Light Source: Power LED 10,8W - 4x270 lm - 2700K/CRI 90 / 10,8W - 4x285 lm - 3000K/CRI 90

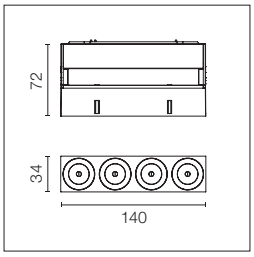

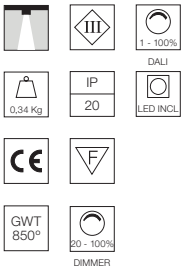

Modulo di illuminazione LED con 4 faretti e ad abbagliamento limitato, installabili sul sistema The Running Magnet.
Convertitore elettronico corrente DC/DC incorporato.
Per il controllo bluetooth dei moduli luminosi selezionare le versioni con Casambi integrato.

E= Finitura Esterna
I= Finitura Interna

LED lighting module, with 4 spotlights and low glare, to be installed in the The Running Magnet system.
DC/DC, built-in electronic current converter.
For wireless lighting control, choose integrated Casambi versions.

E= External Finish
I= Internal Finish

Optic Flood 2700K

E I On board dimmer
03.9625.40A
03.9625.14A
E I Dali 2
03.9625.40BDA
03.9625.14BDA
E I **Casambi Integrated
03.9625.40ACB
03.9625.14ACB

33° FLOOD

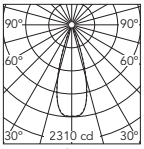

Luminous flux luminaire 741 lm (EXTREME CUT OFF)

Beam Angle: 33°

h(m)	E(lx)	D(m)
1	2310	0.59
2	577	1.18
3	257	1.78
4	144	2.37
5	92	2.96

Optic Flood 3000K

E I On board dimmer
03.9635.40A
03.9635.14A
E I Dali 2
03.9635.40BDA
03.9635.14BDA
E I **Casambi Integrated
03.9635.40ACB
03.9635.14ACB

33° FLOOD

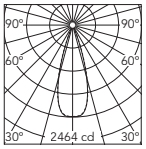

Luminous flux luminaire 790 lm (EXTREME CUT OFF)

Beam Angle: 33°

h(m)	E(lx)	D(m)
1	2464	0.59
2	616	1.18
3	274	1.78
4	154	2.37
5	99	2.96

2700K

E I On board dimmer
03.9626.40A
03.9626.14A
E I Dali 2
03.9626.40BDA
03.9626.14BDA
E I **Casambi Integrated
03.9626.40ACB
03.9626.14ACB

33° FLOOD

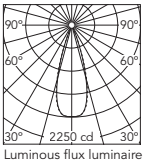

Luminous flux luminaire 720 lm (EXTREME CUT OFF)

Beam Angle: 33°

h(m)	E(lx)	D(m)
1	2250	0.60
2	563	1.19
3	250	1.79
4	141	2.39
5	90	2.99

3000K

E I On board dimmer
03.9636.40A
03.9636.14A
E I Dali 2
03.9636.40BDA
03.9636.14BDA
E I **Casambi Integrated
03.9636.40ACB
03.9636.14ACB

33° FLOOD

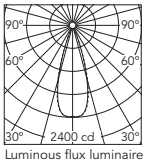

Luminous flux luminaire 768 lm (EXTREME CUT OFF)

Beam Angle: 33°

h(m)	E(lx)	D(m)
1	2400	0.60
2	600	1.19
3	267	1.79
4	150	2.39
5	96	2.99

2700K

E I On board dimmer
05.1820.40A
05.1820.14A
E I Dali 2
05.1820.40ADA
05.1820.14ADA
E I **Casambi Integrated
05.1820.40ACB
05.1820.14ACB

29° FLOOD

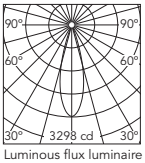

Luminous flux luminaire 801 lm (EXTREME CUT OFF)

Beam Angle: 29°

h(m)	E(lx)	D(m)
1	3298	0.51
2	824	1.02
3	366	1.53
4	206	2.05
5	132	2.56

3000K

E I On board dimmer
05.1825.40A
05.1825.14A
E I Dali 2
05.1825.40ADA
05.1825.14ADA
E I **Casambi Integrated
05.1825.40ACB
05.1825.14ACB

29° FLOOD

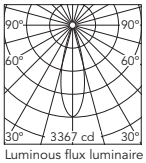

Luminous flux luminaire 818 lm (EXTREME CUT OFF)

Beam Angle: 29°

h(m)	E(lx)	D(m)
1	3367	0.51
2	842	1.02
3	374	1.53
4	210	2.05
5	135	2.56

2700K

E I On board dimmer
05.1821.40A
05.1821.14A
E I Dali 2
05.1821.40ADA
05.1821.14ADA
E I **Casambi Integrated
05.1821.40ACB
05.1821.14ACB

27° FLOOD

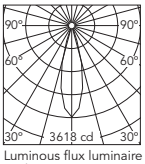

Luminous flux luminaire 841 lm (EXTREME CUT OFF)

Beam Angle: 27°

h(m)	E(lx)	D(m)
1	3618	0.48
2	904	0.96
3	402	1.43
4	226	1.91
5	145	2.39

3000K

E I On board dimmer
05.1826.40A
05.1826.14A
E I Dali 2
05.1826.40ADA
05.1826.14ADA
E I **Casambi Integrated
05.1826.40ACB
05.1826.14ACB

27° FLOOD

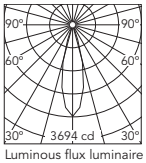

Luminous flux luminaire 859 lm (EXTREME CUT OFF)

Beam Angle: 27°

h(m)	E(lx)	D(m)
1	3694	0.48
2	923	0.96
3	411	1.43
4	231	1.91
5	148	2.39

2700K

E I On board dimmer
05.1822.40A
05.1822.14A
E I Dali 2
05.1822.40ADA
05.1822.14ADA
E I **Casambi Integrated
05.1822.40ACB
05.1822.14ACB

26° FLOOD

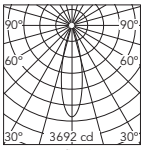

Luminous flux luminaire 809 lm (EXTREME CUT OFF)

Beam Angle: 26°

h(m)	E(lx)	D(m)
1	3692	0.46
2	923	0.92
3	410	1.39
4	231	1.85
5	148	2.31

3000K

E I On board dimmer
05.1827.40A
05.1827.14A
E I Dali 2
05.1827.40ADA
05.1827.14ADA
E I **Casambi Integrated
05.1827.40ACB
05.1827.14ACB

26° FLOOD

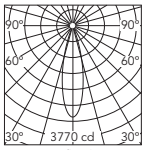

Luminous flux luminaire 826 lm (EXTREME CUT OFF)

Beam Angle: 26°

h(m)	E(lx)	D(m)
1	3770	0.46
2	942	0.92
3	419	1.39
4	236	1.85
5	151	2.31

** Il sistema di controllo degli apparecchi i versione Casambi si regola direttamente tramite bluetooth con l'applicazione dedicata FLOS Control® by Casambi / The control system with the Casambi version of light fixtures is directly and individually regulated wirelessly using the application FLOS Control® by Casambi.

Optic Wide Flood 2700K

E I On board dimmer
03.9660.40A
03.9660.14A
E I Dali 2
03.9660.40BDA
03.9660.14BDA
E I **Casambi Integrated
03.9660.40ACB
03.9660.14ACB

47°
WIDE FLOOD

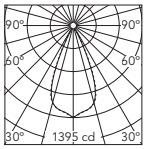

Luminous flux luminaire
735 lm

Beam Angle: 47°

h(m)	E(lx)	D(m)
1	1395	0.84
2	349	1.69
3	155	2.53
4	87	3.38
5	56	4.22

Optic Wide Flood 3000K

E I On board dimmer
03.9664.40A
03.9664.14A
E I Dali 2
03.9664.40BDA
03.9664.14BDA
E I **Casambi Integrated
03.9664.40ACB
03.9664.14ACB

47°
WIDE FLOOD

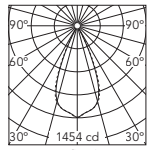

Luminous flux luminaire
780 lm

Beam Angle: 47°

h(m)	E(lx)	D(m)
1	1454	0.83
2	363	1.67
3	162	2.50
4	91	3.34
5	58	4.17

2700K

E I On board dimmer
03.9661.40A
03.9661.14A
E I Dali 2
03.9661.40BDA
03.9661.14BDA
E I **Casambi Integrated
03.9661.40ACB
03.9661.14ACB

47°
WIDE FLOOD

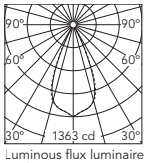

Luminous flux luminaire
731 lm

Beam Angle: 47°

h(m)	E(lx)	D(m)
1	1363	0.83
2	341	1.67
3	151	2.50
4	85	3.34
5	55	4.17

3000K

E I On board dimmer
03.9665.40A
03.9665.14A
E I Dali 2
03.9665.40BDA
03.9665.14BDA
E I **Casambi Integrated
03.9665.40ACB
03.9665.14ACB

47°
WIDE FLOOD

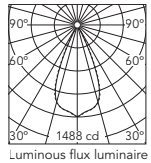

Luminous flux luminaire
784 lm

Beam Angle: 47°

h(m)	E(lx)	D(m)
1	1488	0.84
2	372	1.69
3	165	2.53
4	93	3.38
5	60	4.22

2700K

E I On board dimmer
05.1830.40A
05.1830.14A
E I Dali 2
05.1830.40ADA
05.1830.14ADA
E I **Casambi Integrated
05.1830.40ACB
05.1830.14ACB

41°
WIDE FLOOD

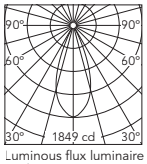

Luminous flux luminaire
789 lm (EXTREME CUT OFF)

Beam Angle: 41°

h(m)	E(lx)	D(m)
1	1849	0.74
2	462	1.48
3	205	2.22
4	115	2.96
5	74	3.70

3000K

E I On board dimmer
05.1835.40A
05.1835.14A
E I Dali 2
05.1835.40ADA
05.1835.14ADA
E I **Casambi Integrated
05.1835.40ACB
05.1835.14ACB

41°
WIDE FLOOD

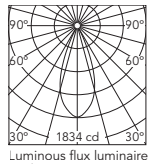

Luminous flux luminaire
783 lm (EXTREME CUT OFF)

Beam Angle: 41°

h(m)	E(lx)	D(m)
1	1834	0.74
2	458	1.48
3	204	2.22
4	114	2.96
5	74	3.70

2700K

E I On board dimmer
05.1831.40A
05.1831.14A
E I Dali 2
05.1831.40ADA
05.1831.14ADA
E I **Casambi Integrated
05.1831.40ACB
05.1831.14ACB

38°
WIDE FLOOD

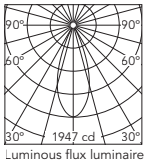

Luminous flux luminaire
786 lm (EXTREME CUT OFF)

Beam Angle: 38°

h(m)	E(lx)	D(m)
1	1947	0.70
2	487	1.39
3	216	2.09
4	122	2.78
5	78	3.48

3000K

E I On board dimmer
05.1836.40A
05.1836.14A
E I Dali 2
05.1836.40ADA
05.1836.14ADA
E I **Casambi Integrated
05.1836.40ACB
05.1836.14ACB

38°
WIDE FLOOD

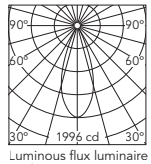

Luminous flux luminaire
806 lm (EXTREME CUT OFF)

Beam Angle: 38°

h(m)	E(lx)	D(m)
1	1996	0.70
2	499	1.39
3	222	2.09
4	125	2.78
5	80	3.48

2700K

E I On board dimmer
05.1832.40A
05.1832.14A
E I Dali 2
05.1832.40ADA
05.1832.14ADA
E I **Casambi Integrated
05.1832.40ACB
05.1832.14ACB

41°
WIDE FLOOD

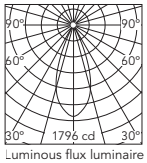

Luminous flux luminaire
767 lm (EXTREME CUT OFF)

Beam Angle: 41°

h(m)	E(lx)	D(m)
1	1796	0.74
2	449	1.48
3	200	2.22
4	112	2.96
5	72	3.70

3000K

E I On board dimmer
05.1837.40A
05.1837.14A
E I Dali 2
05.1837.40ADA
05.1837.14ADA
E I **Casambi Integrated
05.1837.40ACB
05.1837.14ACB

41°
WIDE FLOOD

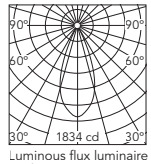

Luminous flux luminaire
783 lm (EXTREME CUT OFF)

Beam Angle: 41°

h(m)	E(lx)	D(m)
1	1834	0.74
2	458	1.48
3	204	2.22
4	115	2.96
5	73	3.70

** Il sistema di controllo degli apparecchi i versione Casambi si regola direttamente tramite bluetooth con l'applicazione dedicata FLOS Control® by Casambi / The control system with the Casambi version of light fixtures is directly and individually regulated wirelessly using the application FLOS Control® by Casambi.

Light Shadow Wall-Washer

Light Source: Power LED 10,8W - 4x270 lm - 2700K/CRI 90 / 10,8W - 4x285 lm - 3000K/CRI 90

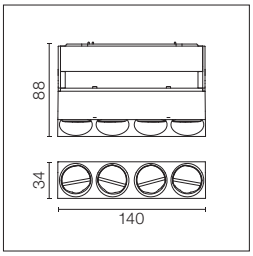

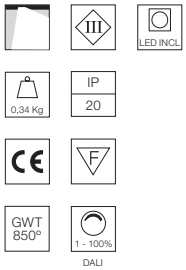

Modulo di illuminazione LED con 4 faretti e ad abbagliamento limitato, installabili sul sistema The Running Magnet.
Convertitore elettronico corrente DC/DC incorporato.
Per il controllo bluetooth dei moduli luminosi selezionare le versioni con Casambi integrato.

LED lighting module, with 4 spotlights and low glare, to be installed in the The Running Magnet system.
DC/DC, built-in electronic current converter.
For wireless lighting control, choose integrated Casambi versions.

2700K
On board dimmer
- ☐ 03.9905.40A
- ■ 03.9905.14A

Dali 2
- ☐ 03.9905.40BDA
- ■ 03.9905.14BDA

**Casambi Integrated
- ☐ 03.9905.40ACB
- ■ 03.9905.14ACB

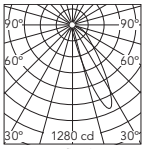

Luminous flux luminaire
690 lm (EXTREME CUT OFF)

Beam Angle: 22°

h(m)	E(lx)	D(m)
1	978	0.50
2	244	0.99
3	109	1.49
4	61	1.99
5	39	2.48

3000K
On board dimmer
- ☐ 03.9904.40A
- ■ 03.9904.14A

Dali 2
- ☐ 03.9904.40BDA
- ■ 03.9904.14BDA

**Casambi Integrated
- ☐ 03.9904.40ACB
- ■ 03.9904.14ACB

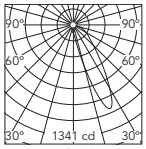

Luminous flux luminaire
762 lm (EXTREME CUT OFF)

Beam Angle: 22°

h(m)	E(lx)	D(m)
1	1033	0.50
2	258	0.99
3	115	1.49
4	65	1.98
5	41	2.48

** Il sistema di controllo degli apparecchi i versione Casambi si regola direttamente tramite bluetooth con l'applicazione dedicata FLOS Control® by Casambi / The control system with the Casambi version of light fixtures is directly and individually regulated wirelessly using the application FLOS Control® by Casambi.

Multi Spot 4

Light Source: Power LED 10W - 840 lm - 2700K/CRI 90 / 896 lm - 3000K/CRI 90

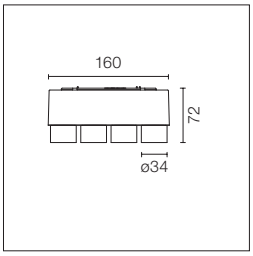

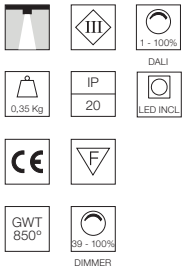

Modulo di illuminazione LED d'accento da installare nel sistema The Running Magnet. Convertitore elettronico di corrente DC/DC integrato.
Per il controllo bluetooth dei moduli luminosi selezionare le versioni con Casambi integrato.

Vedi accessori disponibili.

Accent lighting LED module to be installed in The Running Magnet System. Built-in DC/DC electronic voltage converter.
For wireless lighting control, choose integrated Casambi versions.

See available accessories.

2700K
On board dimmer
03.6305.14C
Dali 2
03.6305.14CDA
**Casambi Integrated
03.6305.14CCB

11°
SPOT

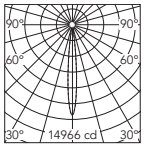

Luminous flux luminaire 614 lm

Beam Angle: 11°

h(m)	E(lx)	D(m)
1	14966	0.19
2	3742	0.38
3	1663	0.57
4	935	0.76
5	599	0.94

3000K
On board dimmer
03.6306.14C
Dali 2
03.6306.14CDA
**Casambi Integrated
03.6306.14CCB

11°
SPOT

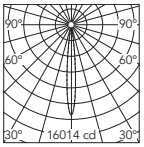

Luminous flux luminaire 657 lm

Beam Angle: 11°

h(m)	E(lx)	D(m)
1	16014	0.19
2	4004	0.38
3	1779	0.57
4	1001	0.76
5	641	0.94

Accessori / Accessories

Spot Module & Multi Spot 4

Lente frosted medium.
Accessorio ad ottica medium.

Frosted medium lens.
Medium lens accessory.

08.8760.00

21°
SPOT MODULE

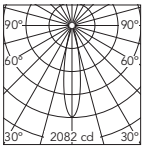

Luminous flux luminaire 381 lm

Beam Angle: 21°

h(m)	E(lx)	D(m)
1	2082	0.36
2	520	0.73
3	231	1.09
4	130	1.46
5	83	1.82

21°
MULTI SPOT

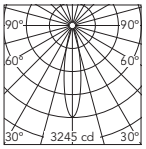

Luminous flux luminaire 611 lm (EXTREME CUT OFF)

Beam Angle: 21°

h(m)	E(lx)	D(m)
1	3245	0.37
2	811	0.75
3	361	1.12
4	203	1.50
5	130	1.87

Lente frosted flood.
Accessorio ad ottica flood.

Frosted flood lens.
Flood lens accessory.

08.8761.00

31°
SPOT MODULE

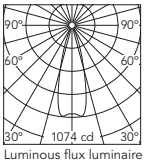

Luminous flux luminaire 356 lm

Beam Angle: 31°

h(m)	E(lx)	D(m)
1	1074	0.55
2	269	1.09
3	119	1.64
4	67	2.19
5	43	2.73

28°
MULTI SPOT

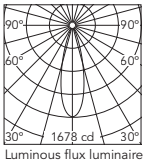

Luminous flux luminaire 451 lm (EXTREME CUT OFF)

Beam Angle: 28°

h(m)	E(lx)	D(m)
1	1678	0.50
2	420	1.00
3	186	1.51
4	105	2.01
5	67	2.51

Lente ellittica.

Elliptical lens.

08.8759.00

46°
SPOT MODULE



Luminous flux luminaire 419 lm

Beam Angle: 46°

h(m)	E(lx)	D(m)
1	2282	0.17
2	571	0.34
3	254	0.51
4	143	0.68
5	91	0.85

46°
MULTI SPOT

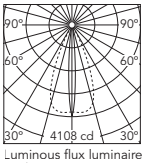

Luminous flux luminaire 756 lm (EXTREME CUT OFF)

Beam Angle: 46°

h(m)	E(lx)	D(m)
1	4108	0.15
2	1027	0.30
3	456	0.44
4	257	0.59
5	164	0.74

** Il sistema di controllo degli apparecchi i versione Casambi si regola direttamente tramite bluetooth con l'applicazione dedicata FLOS Control® by Casambi / The control system with the Casambi version of light fixtures is directly and individually regulated wirelessly using the application FLOS Control® by Casambi.

String Light Sphere

Light Source: Power LED 14W - 930 lm - 2700K/CRI 90 / 14W - 930 lm - 3000K/CRI 90

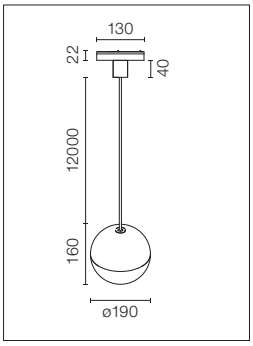

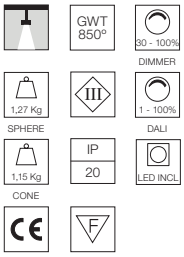

Modulo di illuminazione LED generale da installare nel sistema The Running Magnet. Convertitore elettronico di corrente DC/DC integrato.
Per il controllo bluetooth dei moduli luminosi selezionare le versioni con Casambi integrato.

Spot Module No DALI:
Massimo 9 spot per ciascun driver.

General lighting LED module to be installed in The Running Magnet System. Built-in DC/DC electronic voltage converter.
For wireless lighting control, choose integrated Casambi versions.

Spot Module No DALI:
Maximum 9 spots for a single driver.

String Light Cone

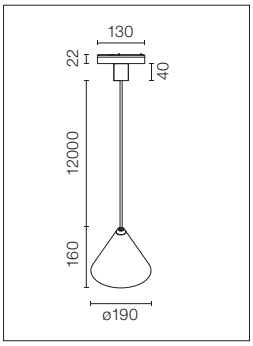

String Light Sphere 2700K
On board dimmer
- 03.6295.14A

Dali 2
- 03.6295.14ADA

**Casambi Integrated
- 03.6295.14ACB

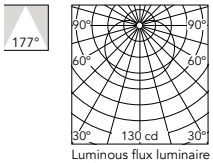

Luminous flux luminaire
800 lm

Beam Angle: 177°

h(m)	E(lx)	D(m)
1	130	75.06
2	32	150.12
3	14	225.19
4	8	300.25
5	5	375.31

String Light Sphere 3000K
On board dimmer
- 03.6296.14A

Dali 2
- 03.6296.14ADA

**Casambi Integrated
- 03.6296.14ACB

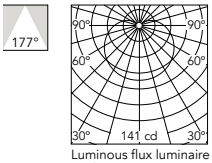

Luminous flux luminaire
866 lm

Beam Angle: 177°

h(m)	E(lx)	D(m)
1	140	75.06
2	35	150.12
3	16	225.19
4	9	300.25
5	6	375.31

String Light Cone 2700K
On board dimmer
- 03.6297.14A

Dali 2
- 03.6297.14ADA

**Casambi Integrated
- 03.6297.14ACB

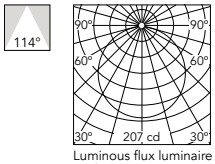

Luminous flux luminaire
604 lm

Beam Angle: 114°

h(m)	E(lx)	D(m)
1	207	3.08
2	52	6.16
3	23	9.24
4	13	12.32
5	8	15.40

String Light Cone 3000K
On board dimmer
- 03.6298.14A

Dali 2
- 03.6298.14ADA

**Casambi Integrated
- 03.6298.14ACB

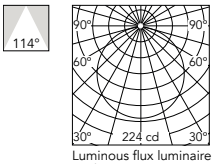

Luminous flux luminaire
653 lm

Beam Angle: 114°

h(m)	E(lx)	D(m)
1	224	3.08
2	56	6.16
3	25	9.24
4	14	12.32
5	9	15.40

** Il sistema di controllo degli apparecchi i versione Casambi si regola direttamente tramite bluetooth con l'applicazione dedicata FLOS Control® by Casambi / The control system with the Casambi version of light fixtures is directly and individually regulated wirelessly using the application FLOS Control® by Casambi.

Mini Glo-Ball

Light Source: Power LED 7W - 800 lm - 2700K/CRI 80 / 7W - 880 lm - 3000K/CRI 80

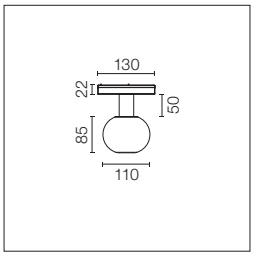

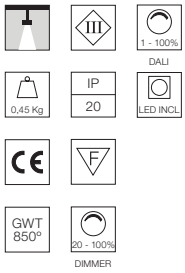

Modulo di illuminazione LED generale da installare nel sistema The Running Magnet. Convertitore elettronico di corrente DC/DC integrato.
Per il controllo bluetooth dei moduli luminosi selezionare le versioni con Casambi integrato.

Spot Module No DALI:
Massimo 21 spot per ciascun driver.
Spot Module DALI:
Massimo 14 spot per ciascun driver.

General lighting LED module to be installed in The Running Magnet System. Built-in DC/DC electronic voltage converter.
For wireless lighting control, choose integrated Casambi versions.

Spot Module No DALI:
Maximum 21 spots for a single driver.
Spot Module DALI:
Maximum 14 spots for a single driver.

2700K
On board dimmer
- 03.6260.14B

Dali 2
- 03.6260.14ADA

*Casambi Integrated
- 03.6260.14.CB

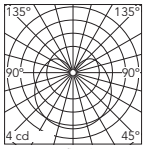

Luminous flux luminaire
446 lm

3000K
On board dimmer
- 03.6261.14B

Dali 2
- 03.6261.14ADA

*Casambi Integrated
- 03.6261.14.CB

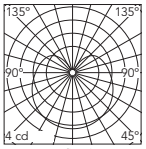

Luminous flux luminaire
508 lm

Mini Glo-Ball S

Light Source: Power LED 3,5W - 400 lm - 2700K/CRI 80 / 3,5W - 440 lm - 3000K/CRI 80

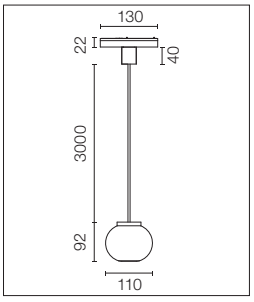

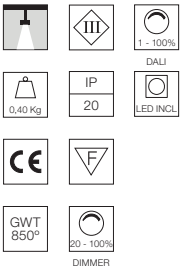

Modulo di illuminazione LED generale da installare nel sistema The Running Magnet. Convertitore elettronico di corrente DC/DC integrato.
Per il controllo bluetooth dei moduli luminosi selezionare le versioni con Casambi integrato.

Spot Module No DALI:
Massimo 21 spot per ciascun driver.
Spot Module DALI:
Massimo 14 spot per ciascun driver.

General lighting LED module to be installed in The Running Magnet System. Built-in DC/DC electronic voltage converter.
For wireless lighting control, choose integrated Casambi versions.

Spot Module No DALI:
Maximum 21 spots for a single driver.
Spot Module DALI:
Maximum 14 spots for a single driver.

2700K
On board dimmer
- 03.6262.14B

Dali 2
- 03.6262.14ADA

**Casambi Integrated
- 03.6262.14.CB

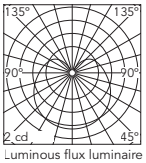

Luminous flux luminaire
258 lm

3000K
On board dimmer
- 03.6263.14B

Dali 2
- 03.6263.14ADA

**Casambi Integrated
- 03.6263.14.CB

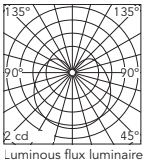

Luminous flux luminaire
271 lm

** Il sistema di controllo degli apparecchi i versione Casambi si regola direttamente tramite bluetooth con l'applicazione dedicata FLOS Control® by Casambi / The control system with the Casambi version of light fixtures is directly and individually regulated wirelessly using the application FLOS Control® by Casambi.

Find Me 1 Suspension

Light Source: Power LED 8W - 560 lm - 2700K/CRI 90 / 8W - 600 lm - 3000K/CRI 90

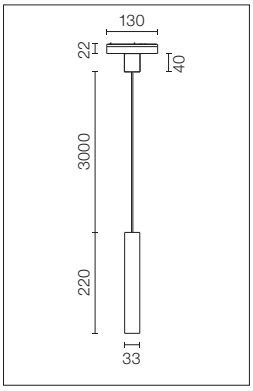

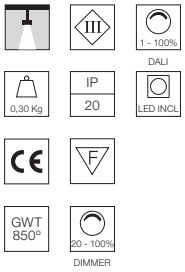

Modulo di illuminazione LED d'accento da installare nel sistema The Running Magnet. Convertitore elettronico di corrente DC/DC integrato.
Per il controllo bluetooth dei moduli luminosi selezionare le versioni con Casambi integrato.

Spot Module No DALI:
Massimo 21 spot per ciascun driver.
Spot Module DALI:
Massimo 14 spot per ciascun driver.

Accent lighting LED module to be installed in The Running Magnet System. Built-in DC/DC electronic voltage converter.
For wireless lighting control, choose integrated Casambi versions.

Spot Module No DALI:
Maximum 21 spots for a single driver.
Spot Module DALI:
Maximum 14 spots for a single driver.

2700K
On board dimmer
- 03.6272.30D
- 03.6272.06D
- 03.6272.14D

Dali 2
- 03.6272.30EDA
- 03.6272.06EDA
- 03.6272.14EDA

**Casambi Integrated
- 03.6272.30DCB
- 03.6272.06DCB
- 03.6272.14DCB

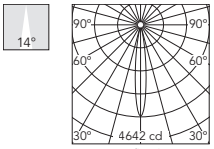

Luminous flux luminaire
344 lm (EXTREME CUT OFF)

Beam Angle: 14°

h(m)	E(lx)	D(m)
1	4642	0.24
2	1160	0.48
3	516	0.72
4	290	0.95
5	186	1.19

3000K
On board dimmer
- 03.6273.30D
- 03.6273.06D
- 03.6273.14D

Dali 2
- 03.6273.30EDA
- 03.6273.06EDA
- 03.6273.14EDA

**Casambi Integrated
- 03.6273.30DCB
- 03.6273.06DCB
- 03.6273.14DCB

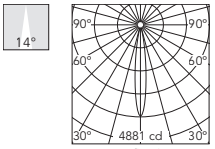

Luminous flux luminaire
365 lm (EXTREME CUT OFF)

Beam Angle: 14°

h(m)	E(lx)	D(m)
1	4881	0.24
2	1220	0.49
3	542	0.73
4	305	0.97
5	195	1.21

** Il sistema di controllo degli apparecchi i versione Casambi si regola direttamente tramite bluetooth con l'applicazione dedicata FLOS Control® by Casambi / The control system with the Casambi version of light fixtures is directly and individually regulated wirelessly using the application FLOS Control® by Casambi.

Unità di controllo / Control Units

Gateway di regolazione wireless. Da 1-10V a Casambi. Per installazione remota. Vedi le specifiche del prodotto nel manuale Flos Control. Consigliato per fungere da gateway da Lutron a Casambi.

Wireless Dimmer Bridge. From 1-10V to Casambi. For remote installation. See product specifications in the Flos Control manual. Recommended to act as a gateway from Lutron to Casambi.



DIM 1-10V >> Casambi
08.0824.14

Multifunction Smart Device

Dispositivo intelligente multifunzione. Triplice funzionalità 3x1: ripetitore di segnale Casambi, sensore per l'illuminazione d'ambiente e rilevatore di presencia. FLOS Control® by Casambi.

Multifunction Smart Device. Triple functionality 3x1: Casambi signal repeater, light sensor and presence detector. FLOS Control® by Casambi.

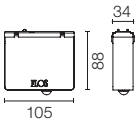

06.1987.40
06.1987.14

Multifunction Smart Device. Triple Functionality 3x1

Repeater

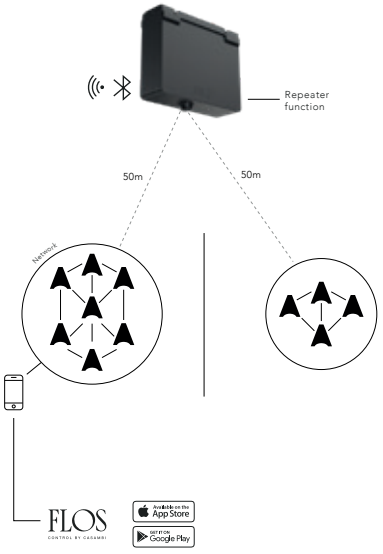

Daylight Sensor

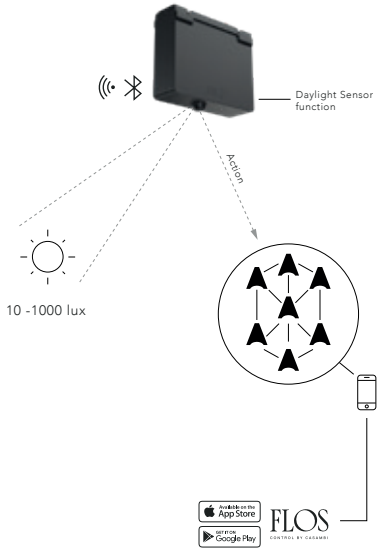

Presence Sensor

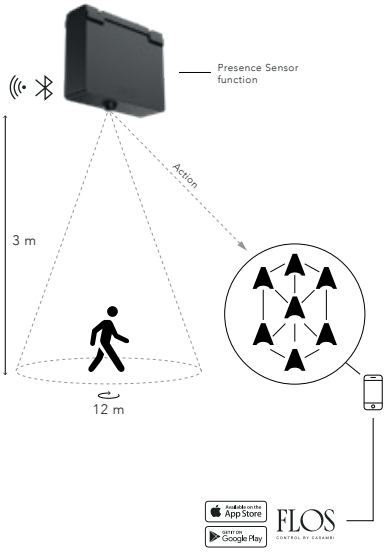

▲ Casambi object

NEW

THE TRACKING MAGNET

DESIGNED BY FLOS ARCHITECTURAL

FLOS
CONTROL BY CASAMBI

Available on the App Store

GET IT ON Google Play

RECESSED

SURFACE

SUSPENSION
UP&DOWN/DOWN

Recessed Profiles

- 14 Nero
  14 Black

Surface/Suspension Profiles

- 14 Nero
  14 Black
- 40 Bianco
  40 White
- 05 Alluminio Lucido
  05 Polished Aluminium

Surface
Flos Kit
Installation

Recessed
Flos Kit
Installation

Recessed
Conventional
Installation

Anthony Spot

NEW

Descrizione
Rinnovato sistema di illuminazione da interno, per installazione in sospensione, in superfice e da incasso in pareti/soffitti di cartongesso.
Nella nuova proposta, oltre allla conosciuta versione “On Board Dimmer”, Flos fa un passo avanti, aggiungiuendo binario e corpi illuminanti che possono essere controllati anche con differenti sistemi di controllo remoto: DALI, 1-10V e Casambi.
Esistono tre versioni di profilo (incasso, superficie/sospensione e Up&Down), tutte realizzate con estrusione di alluminio, max 3m, estruso in bianco, nero o alluminio lucido, dotato di coduttori elettrici a 48V.
Inoltre, le versioni controllabili a sistema (DALI, 1-10V), sono dotate di un bus dati in grafite per la regolazione.
Sistema magnetico di installazione dei corpi illuminanti.
La famiglia Tracking Magnet si completa con moduli di illuminazione ambientale e d’accento, con diverse ottiche. Gli apparecchi di illuminazione sono disponibili con potenziometro integrato, dimmerazione DALI, 1-10V e Casambi.

Controllo
- Per installazione di corpi illuminanti “On Board Dimmer” usare la versione di binario “On Board Dimmer”. I corpi illuminanti in versione DALI e 1-10V sono compatibili esclusivamente con il profilo in versione DALI, 1-10V.
I corpi illuminanti in versione Casambi sono compatibili con tutti i profili.
- Per la gestione mediante protocollo DALI è necessario collegare il bus dati di controllo direttamente al profilo.
- Per il controllo 1-10V è necessario attivare il sistema di controllo (SOURCE, il driver genera il segnale di tensione) e collegare il bus dati di controllo direttamente al profilo. Se il driver è di tipo passivo (SINK) è necessaria l’unità Control Dimming box (situata tra l’unità di controllo e la guida), da ordinare separatamente nella sezione accessori. Con il sistema di gestione 1-10V tutti gli apparecchi vengono regolati contemporaneamente (in blocco o broadcast).
- Per gestione con il sistema Casambi (Max. 200 apparecchi) è necessario ordinare apparecchi di illuminazione in versione Casambi. Questi sono compatibili con tutti i profili disponibili nel sistema.
Per la gestione e controllo del sistema Casambi è necessario scaricare la app FLOS Control® powered by Casambi (disponibile in Apple Store e Google Play) per dispositivi mobili.
Per garantire la comunicazione del segnale DALI o 1-10V sarà permesso un massimo di 20 interconnessioni tra guide tagli compresi, o 20 metri. Per garantire la comunicazione del segnale DALI o 1-10V il sarà permesso un numero massimo di 7 tagli di guida.
La versione UP&DOWN presenta un’interfaccia DALI compatibile per il controllo dell’illuminazione indiretta. Attenzione: trattandosi di un componente DALI compatibile, potrebbe non rispondere a funzioni avanzate del protocollo DALI. Per ulteriori informazioni si prega di consultare le caratteristiche tecniche nella pagina web Flos.
La versione UP&DOWN può essere controllata in modo indipendente mediante DALI.
Compatibilità con “BTicino My Home” (consultare il Front Office).

Unità di Alimentazione
Alimentatore remoto a 48V non compreso.

Accessori
Per il modulo di illuminazione Anthony Spot esistono lenti ellittiche, flood (da utilizzare con Anthony Spot Medium) ed elementi antiabbagliamento.
Per i moduli di illuminazione Spot tracking gli accessori honeycomb e filtro a croce antiabbagliamento incorporati nel prodotto, ad eccezione della finitura cromata.
Le versioni Suspension offrono due sistemi di sospensione che si devono ordinare separatamente: aste rigide per evitare l’inclinazione del profilo (strutture rettilinee senza angoli) o per installazioni dove è necessario un sistema di fissaggio più rigido, oltre al cavo d’acciaio consigliato se nella struttura è compreso un angolo, dove l’inclinazione non comparirà mai.

Informazioni Aggiuntive
La versione Recessed può essere installata solo su superfici di cartongesso di 12,5mm di spessore.
The Tracking Magnet è un sistema elettrico alimentato a 48V e limitato a una corrente massima di 8A - 48Vdc per evitare sovraccarichi.
Lunghezza massima con un solo driver 20m.
Grado di protezione IP20.
Adatti ad installazioni su superfici normalmente infiammabili.

Prima di effettuare l’ordine, si consiglia di informarsi per bene sulle caratteristiche del prodotto che non sono state incluse in questo catalogo e che possono essere determinanti per il suo progetto di installazione, consultando la pagina web di Flos per professionisti, la scheda tecnica del prodotto e le istruzioni per la sua installazione e montaggio.

Conformità e Marchi di Qualità
Apparecchio conforme alla Normativa Tecnica Europea EN60598-1 e relative parti.

Description
Renewed indoor lighting system for surface, suspended and recessed in plasterboard wall/ceiling installation.
In the new proposal, beside the successful “On Board Dimmer” version, FLOS goes one step beyond, launching both track and luminaries designed for system management in a variety of options: DALI, 1-10V and Casambi.
There are three profile versions (recessed, surface/suspension and Up&Down), all manufactured with aluminium profiling of a maximum of 3m extruded in white, black or polished aluminium, provided with electric tracks powered at 48V.
Furthermore, the system controlled versions (DALI, 1-10V) are equipped with graphite data bus for regulation.
Luminaires are installed through a magnetic fixing system.
The Tracking Magnet product group is complemented with ambient and accent lighting modules, with different optics. The light fixtures are available with potentiometer incorporated, dimmable DALI, 1-10V or Casambi for remote setting.

Control
- For installation of “On Board Dimmer” fixtures use “On Board Dimmer” track version. Luminaries DALI and 1-10V are only compatible with track DALI, 1-10V.
Casambi luminaires can be installed on all profiles available in the system.
- To manage using DALI protocol, it is necessary to connect the control data bus directly to the profile.
- For the 1-10V management, the control system needs to be active (SOURCE, the controller generates the power signal) and the control data bus needs to be directly connected to the profile. If the controller is passive (SINK), the Control Dimming box unit will be necessary. It is located between the control unit and the track, and it must be ordered separately from the accessories department. In the 1-10V management system, all luminaries are dimmed at the same time (as a block or broadcast).
- For Casambi management (Max. 200 luminaires) it is mandatory to use fixtures in the Casambi version, these are compatible with all profiles available in the system.
For managing and controlling the Casambi system, the FLOS Control® app powered by Casambi for mobile devices is necessary (available in the Apple Store and Google Play).
Maximum number of track interconnections to guarantee the communication of the DALI or 1-10V signal: 20 interconnections including cuts, or 20 meters. Maximum number of track cuts to guarantee the communication of the DALI or 1-10V signal: 7 cuts.
The UP&DOWN version has a compatible DALI interface for controlling indirect lighting. Please note that since it is a DALI compatible component, it may not respond to advanced DALI protocol functions. For more information, see the technical specifications section on the Flos website.
The UP&DOWN version can be controlled independently via DALI.
Compatible with “BTcino My home” (please consult Front Office).

Power Supply
Remote 48V power supply not included.

Accessories
For the Anthony Spot lighting module there are elliptical, flood lenses (to be used with Anthony Spot Medium) and screening elements.
For the Spot tracking lighting modules, the honeycomb and screening crossbrace accessories are incorporated in the product, except for the chrome finish.
The Suspension versions offer two suspension systems that must be ordered separately: rigid bars to stop the profile tilting (straight structures with no corners) or for installations requiring a more rigid fixture system, and steel cable, recommended if a corner is included in the structure, where the tilt will not appear in any case.

Additional Information
Recessed version only to be installed in 12.5mm thick plasterboard surfaces.
The Tracking Magnet is a 48V electrical system limited to a maximum power current of 8A - 48Vdc to avoid overloads.
Maximum length with a single power source is 20 m.
IP20 protection grade.
Suitable for installation on normally inflammable surfaces.

Before placing your order, please consult the product details also on the Flos professional website, in its technical data sheet and in the installation and assembly instructions to find all the information that may not be included in this catalogue or that could be relevant to your specific project or installation.

Compliance of Standards and Quality Marks
EN60598-1 European Technical Standards and any subsequent additions.

NEW

THE TRACKING MAGNET

LIGHT MODULES

LIGHT STRIPE

LIGHT SOURCE
TOP LED
20W/m
1859 lm/m
2700K/CRI 90
1967 lm/m
3000K/CRI 90

SPOT 50

LIGHT SOURCE
POWER LED
3,5W
286 lm
2700K/CRI 90
307 lm
3000K/CRI 90

SPOT 90

LIGHT SOURCE
POWER LED
8,5W
610 lm
2700K/CRI 90
656 lm
3000K/CRI 90

SPOT 120

LIGHT SOURCE
POWER LED
12W
724 lm
2700K/CRI 90
779 lm
3000K/CRI 90

SPOT 120

LIGHT SOURCE
LED ARRAY
12,5W
1075 lm
2700K/CRI 90
1138 lm
3000K/CRI 90

SPOT 150

LIGHT SOURCE
LED ARRAY
22,5W
2411 lm
2700K/CRI 90
2569 lm
3000K/CRI 90

LIGHT SHADOW SPOT 30

LIGHT SOURCE
POWER LED
4,5W
257 lm
2700K/CRI 90
263 lm
3000K/CRI 90

LIGHT SHADOW SPOT 45

LIGHT SOURCE
LED ARRAY
10W
799 lm
2700K/CRI 90
844 lm
3000K/CRI 90

LIGHT SHADOW SPOT 60

LIGHT SOURCE
LED ARRAY
Up to 20W
Up to 1563 lm
2700K/CRI 90
Up to 1751 lm
3000K/CRI 90

ANTHONY SPOT TRACK

LIGHT SOURCE
LED ARRAY
16,5W
1620 lm
2700K/CRI 90
1730 lm
3000K/CRI 90

WALLEE

LIGHT SOURCE
TOP LED
10W
773 lm
2700K/CRI 90
818 lm
3000K/CRI 90

MULTI SPOT MINI

LIGHT SOURCE
TOP LED
7W
635 lm
2700K/CRI 90
650 lm
3000K/CRI 90

MULTIFUNCTION SMART DEVICE

FLOS CONTROL®
by Casambi

NEW

Light Stripe

14 Nero
14 Black

Spot

40 Bianco
40 White

05 Acciaio Spazzolato
05 Brushed Steel

14 Nero
14 Black

Light Shadow Spot

40 Bianco
40 White

14 Nero
14 Black

EQ Rame Spazzolato
EQ Brushed Copper

ER Acciaio Spazzolato
ER Brushed Steel

ES Bronzo Spazzolato
ES Brushed Bronze

Anthony Spot Track

40 Bianco
40 White

05 Acciaio Spazzolato
05 Brushed Steel

14 Nero
14 Black

Walee

40 Bianco
40 White

14 Nero
14 Black

Multi Spot Mini

40 Bianco
40 White

14 Nero
14 Black

Multifunction Smart Device

40 Bianco
40 White

14 Nero
14 Black

NEW

HOW TO ORDER

1 CHOOSE YOUR PROFILE AND LENGTH	2 COMPLETE WITH MOUNTING ACCESSORIES		
RECESSED PROFILE  **L: 1 / 1,5 / 2 / 2,5 / 3 m**	Feed connector End cap Intermediate connectors Straight Flexible/Electrical corner 90° Corner mechanical joint Inner corner mechanical joint Outer corner mechanical joint	**Accessories** Fixed ceiling kit or Adjustable ceiling kit
SURFACE / SUSPENSION DOWN PROFILE 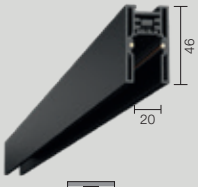 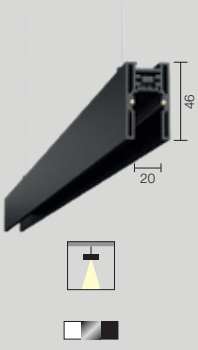 **L: 1 / 1,5 / 2 / 2,5 / 3 m**	**Surface Installation** Inner corner mechanical joint **Surface / Suspension Down Installation** Feed connector End cap Intermediate connectors Straight Flexible/Electrical corner 90° Corner electrical & mechanical joint	**Surface Accessories** Kit surface bracket **Suspension Down Accessories** Kit suspension bracket Intermediate suspension kit Surface rose or Recessed rose Power cable Rigid rod or Suspension cable
SUSPENSION UP&DOWN PROFILE 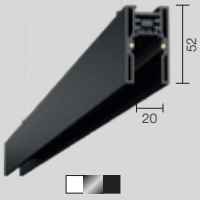 **L: 1 / 1,5 / 2 / 2,5 / 3 m**	Feed unit kit Intermediate connectors Straight Flexible/Electrical corner End cap 90° Corner mechanical joint	**Accessories** Intermediate suspension kit Surface rose or Recessed rose Rigid rod or Suspension cable

NEW

3 SELECT POWER SUPPLY AND CONTROL OPTION

(select the driver with the appropriate power according to the needs of your project)

Remote power supply
Profiles: Recessed, Surface & Suspension Down

On board dimmer / Casambi / Dali

185W *or* 320W

1-10V

185W *or* 320W

+

1-10V control box

(needed only to transform sink into source control signal)

Remote power supply
Profile: Suspension Up & Down

On board dimmer / Casambi

185W *or* 320W

Dali

185W *or* 320W

+

DALI Push

Up Control

1-10V

185W *or* 320W

+

1-10V Push

+

1-10V control box

(needed only to transform sink into source control signal)

Up Control **Down Control**

Surface power supply

On board dimmer / Casambi / Dali / *1-10V

*(only for 1-10V source signal)

Profile:
Suspension Down

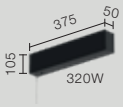

Profile:
Suspension Up & Down

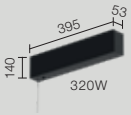

4 SELECT A LIGHT MODULE AND CONTROL OPTION

Dali / 1-10V / Casambi / On board dimmer

Light Stripe

General lighting

Multi Spot Mini

S/M/F

Spot 50

M

Spot 90

S/M

Spot 120

S/M/F

Spot 150

S/M/F

Light Shadow Spot 30

S/M/F/WF

Light Shadow Spot 45

S/M/F

Light Shadow Spot 60

SS/S/M/F/WF

Anthony Spot Track

S/M

Wallee

General lighting

Multifunction Smart Device
FLOS Control® by Casambi

RECESSED INSTALLATION

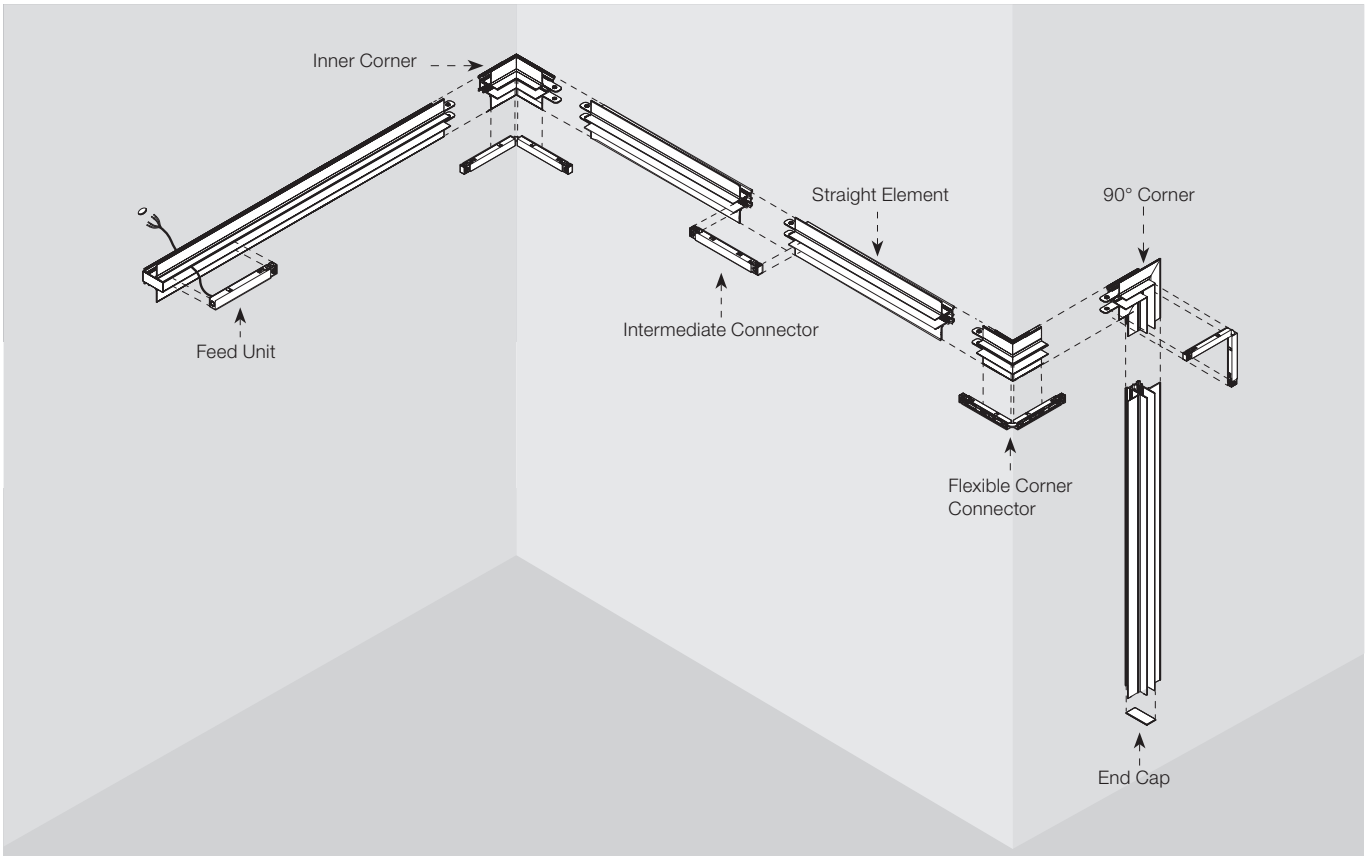

Profili

Binario elettromeccanico per installazione a incasso in soffitti di cartongesso con lunghezze da 1 m a 3 m.
Disponibile versone compatibile con apparecchi “On Board Dimmer” e Casambi. Versione compatibile con apparecchi controllabili tramite sistema DALI e 1-10V.
Angoli e connettori comuni per le due versioni di binario.
Necessario ordinare separatamente il connettore di alimentazione, i connettori intermedi e i tappi.
Disponibili angoli meccanici da 90° sullo stesso piano (elemento simmetrico per angolo sinistro e destro), angoli simmetrici da 90° su diverso livello all’interno e all’esterno.
Necessario ordinare separatamente il connettore flessibile per assicurare la continuità elettrica negli angoli.
Non è possibile installare gli spot negli angoli.
Kit di fissaggio, fissi o regolabili, disponibili (opzionale). I kit di fissaggio a soffitto consentono l’installazione senza la necessità di profili di fissaggio in alluminio. Consigliato per impianti in cui si può installare il profilo Tracking Magnet prima del controsoffitto in cartongesso.

Profiles

Electromechanical profile for recessed installation in plasterboard ceilings and walls, available in lengths from 1m to 3m.
A version compatible with ‘On Board Dimmer’ and Casambi light fixtures is available. Version compatible with controllable lights such as DALI and 1-10V systems. Corners, connectors and accessories common for the two profile versions.
Feed connector, intermediated connector and end-caps to be ordered separately.
Mechanical 90° corners available in the same plane (symmetrical element for left and right corners), symmetrical 90° inner and outer corners in different planes.
Intermediate connectors to be ordered separately if electrical continuity on corners is required.
Corners do not admit installation of spots.
Fixed or adjustable fastening kits available (optional). The fastening kits for the roof permit installing without using aluminimum fastening profiles.
Recommended for installations where the Tracking Magnet can be installed before the suspended plasterboard ceiling.

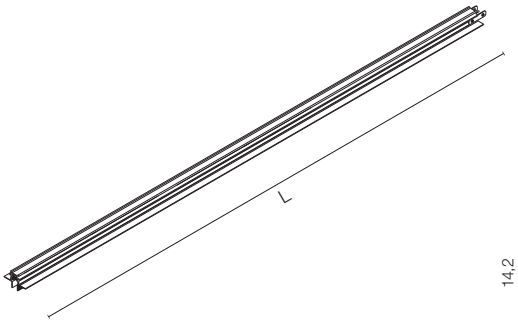

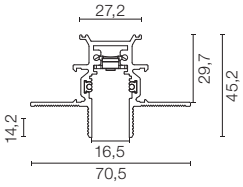

On board dimmer / Casambi	DALI / 1-10V / Casambi
L: 1000 mm	L: 1000 mm
06.5050.14	06.5040.14
L: 1500 mm	L: 1500 mm
06.5051.14	06.5041.14
L: 2000 mm	L: 2000 mm
06.5052.14	06.5042.14
L: 2500 mm	L: 2500 mm
06.5053.14	06.5043.14
L: 3000 mm	L: 3000 mm
06.5054.14	06.5044.14

Angolo meccanico 90°.
Per creare continuità elettrica richiedere il connettore intermedio flessibile.

90° mechanical corner.
To create electrical continuity, order with the flexible intermediate connector.

06.5045.14

Angolo meccanico interno.
Per creare continuità elettrica richiedere il connettore intermedio flessibile.

Inner mechanical corner.
To create electrical continuity, order with the flexible intermediate connector.

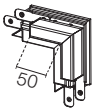

06.5046.14

Angolo meccanico esterno.
Per creare continuità elettrica richiedere il connettore intermedio flessibile.

Outer mechanical corner.
To create electrical continuity, order with the flexible intermediate connector.

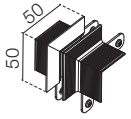

06.5047.14

Connettore di alimentazione.

Feed connector.

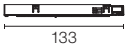

08.0611.14

Connettore intermedio.

Intermediate connector.

Straight
08.0612.14

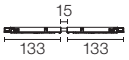

Flexible/Electrical corner
08.0614.14

Kit di fissaggio a soffitto fisso (opzionale). Kit da 2 unità.

Fixed ceiling kit (optional).
2 unit kit.

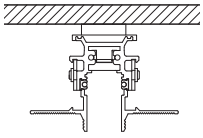

08.8866.14

Profile (mm)	Fixation points	Ceiling Kit to order
1000 / 1500	2	1
2000 / 2500	3	2
3000	4	2

Kit di fissaggio a soffitto regolabile (opzionale). Kit da 2 unità.

Adjustable ceiling kit (optional).
2 unit kit.

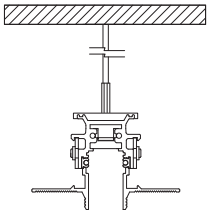

08.8867.14

Profile (mm)	Fixation points	Ceiling Kit to order
1000 / 1500	2	1
2000 / 2500	3	2
3000	4	2

Terminale di chiusura. Si devono ordinare separatamente. Kit da 2 unità.

End caps. To be ordered separately.
2 unit kit.

06.5008.14

Driver / Drivers

Informazioni comuni con la versione di superficie. Si veda la pagina successiva.
References shared with surface version. Please see next page.

Remote Drivers

SURFACE INSTALLATION

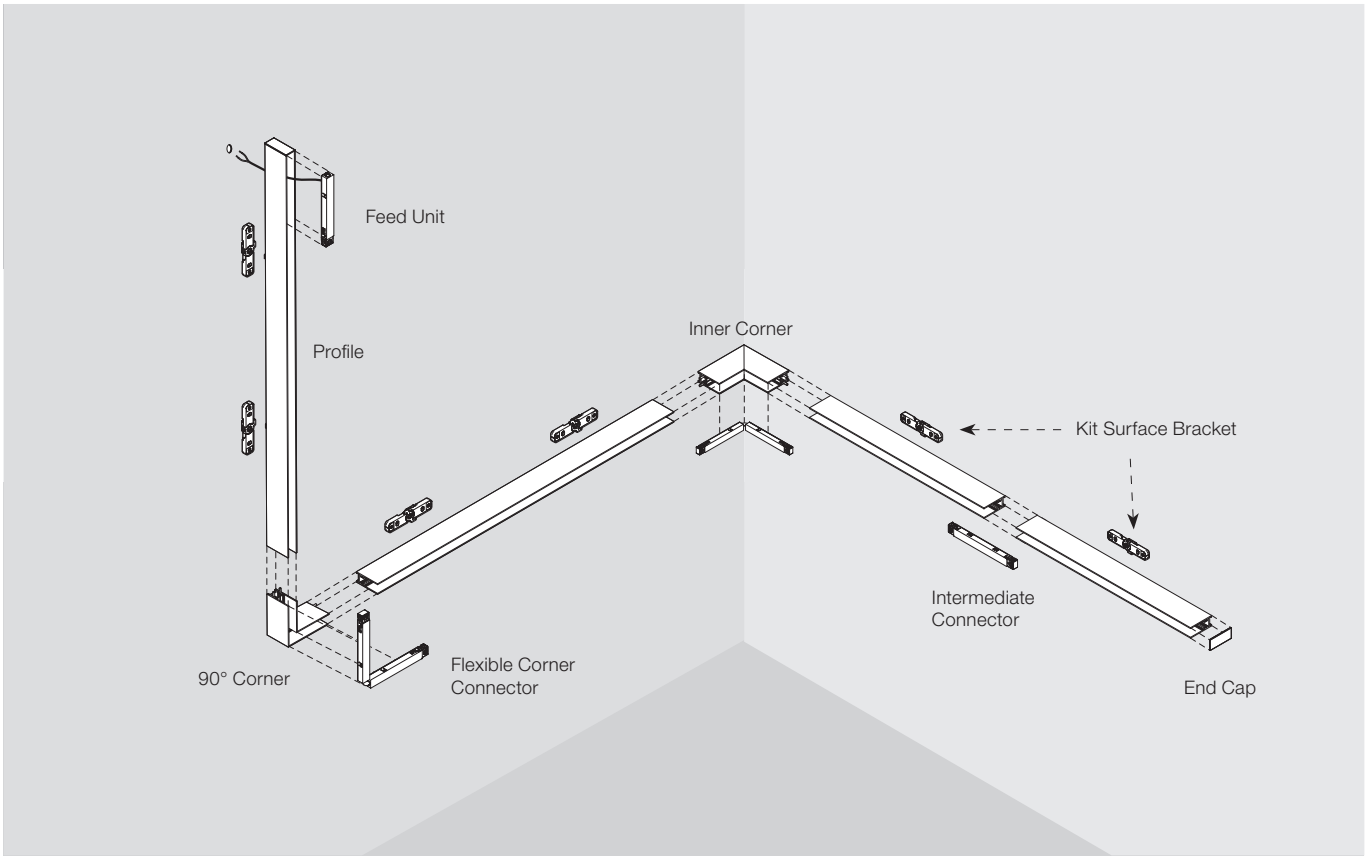

Profili

Binario elettromeccanico per installazioni in superficie o sospese, con lunghezze da 1 m a 3 m.
Disponibile versone compatibile con apparecchi “On Board Dimmer” e Casambi. Versione compatibile con apparecchi controllabili tramite sistema DALI e 1-10V.
Angoli e connettori comuni per le due versioni di binario.
Necessario ordinare separatamente il connettore di alimentazione, i connettori intermedi, i tappi e gli accessori di fissaggio. Disponibili angoli meccanici da 90° sullo stesso piano (elemento simmetrico per angolo sinistro e destro) e angoli simmetrici da 90° su un piano diverso, all’interno.
Necessario ordinare separatamente il connettore flessibile per assicurare la continuità elettrica negli angoli.
Non è possibile installare gli spot negli angoli.

Profiles

Electromechanical profile for surface-mounting, available in lengths from 1m to 3m.
A version compatible with ‘On Board Dimmer’ and Casambi light fixtures is available. Version compatible with controllable lights such as DALI and 1-10V systems. Corners, connectors and accessories common for the two profile versions.
Feed connector, intermediated connector, end-caps and attachment accessories to be ordered separately.
Mechanical 90° corners available in the same plane (symmetrical element for left and right corner) and 90° symmetrical internal corners in a different plane.
Intermediate connectors to be ordered separately if electrical continuity on corners is required.
Corners do not admit installation of spots.

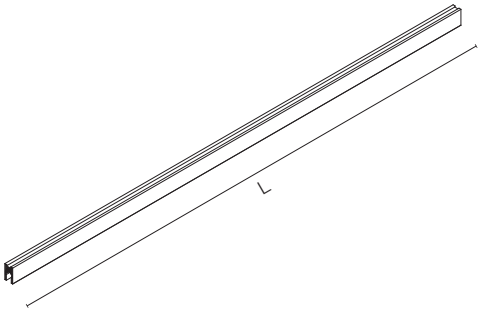

L: 1 m / 1,5 m / 2 m / 2,5 m / 3 m

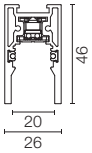

On board dimmer / Casambi	DALI / 1-10V / Casambi
L: 1000 mm	L: 1000 mm
06.5060.40	06.5010.40
06.5060.05	06.5010.05
06.5060.14	06.5010.14
L: 1500 mm	L: 1500 mm
06.5061.40	06.5011.40
06.5061.05	06.5011.05
06.5061.14	06.5011.14
L: 2000 mm	L: 2000 mm
06.5062.40	06.5012.40
06.5062.05	06.5012.05
06.5062.14	06.5012.14
L: 2500 mm	L: 2500 mm
06.5063.40	06.5013.40
06.5063.05	06.5013.05
06.5063.14	06.5013.14
L: 3000 mm	L: 3000 mm
06.5064.40	06.5014.40
06.5064.14	06.5014.14

THE TRACKING MAGNET SURFACE/SUSPENSION — PROFILES

Kit Surface Bracket.

Kit Surface Bracket.

Surface
08.0615.00

Profile (mm)	Fixation points	Ceiling Kit to order
1000 / 1500 / 2000	2	1
2500	3	2
3000	4	2

Angolo meccanico 90°.
Per creare continuità elettrica richiedere il connettore intermedio flessibile.

90° mechanical corner.
To create electrical continuity, order with the flexible intermediate connector.

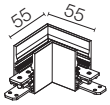

06.5015.40
06.5015.05
06.5015.14

Angolo interno.
Solo per versione surface.

Inner mechanical corner.
Only for surface version.

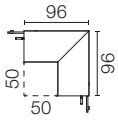

06.5016.40
06.5016.05
06.5016.14

Connettore di alimentazione.

Feed connector.

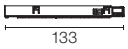

08.0611.14

Connettore intermedio.

Intermediate connector.

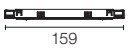

Straight
08.0612.14

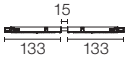

Flexible/Electrical corner
08.0614.14

Terminale di chiusura. Si devono ordinare separatamente. Kit da 2 unità.

End caps. To be ordered separately.
2 unit kit.

06.5017.40
06.5017.05
06.5017.14

Driver / Drivers

Alimentatore LED per installazione remota, 48V/320W. 100/240 Vac.

LED power supply source for remote installation, 48V/320W. 100/240 Vac.

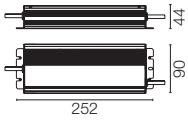

*60.8919

Alimentatore LED per installazione remota, 110Vac-135W / 220Vac-200W.

LED power supply source for remote installation, 110Vac-135W / 220Vac-200W.

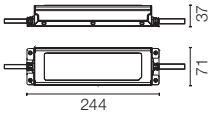

*60.9607

Scatola di controllo dimmerabile da 1-10V, 24/48V. Per installazione remota. Per trasformare sistemi passivi (SINK) in attivi (SOURCE). Deve essere posizionata tra l'unità di controllo e il binario. Nota importante: Massimo 25 moduli di luce.

Control dimming box, 1-10V, 24/48V. For remote installation. For transforming passive systems (SINK) into active systems (SOURCE). It must be positioned between the control unit and the track. Important note: Maximum of 25 light modules.



DIM 1-10V - 24/48V
08.0613.14A

È necessario un sistema di controllo attivo (SOURCE) e il collegamento del bus di dati di controllo direttamente al profilo. Per sistemi passivi (SINK) è necessaria l'unità di controllo Dimming BOX (posizionata tra l'unità di controllo e il binario). / An active control system (SOURCE) is required and the data bus must be connected directly to the profile. For passive systems (SINK), a Dimming BOX Control unit is required (located between the control unit and the profile).

* Per il dimensionamento dell'impianto, mantenere un margine di sicurezza di circa il 15% della potenza massima dell'alimentatore LED. / For the sizing of the installation keep a safety margin of 15% of the maximum power of the LED power source.

SUSPENSION DOWN INSTALLATION

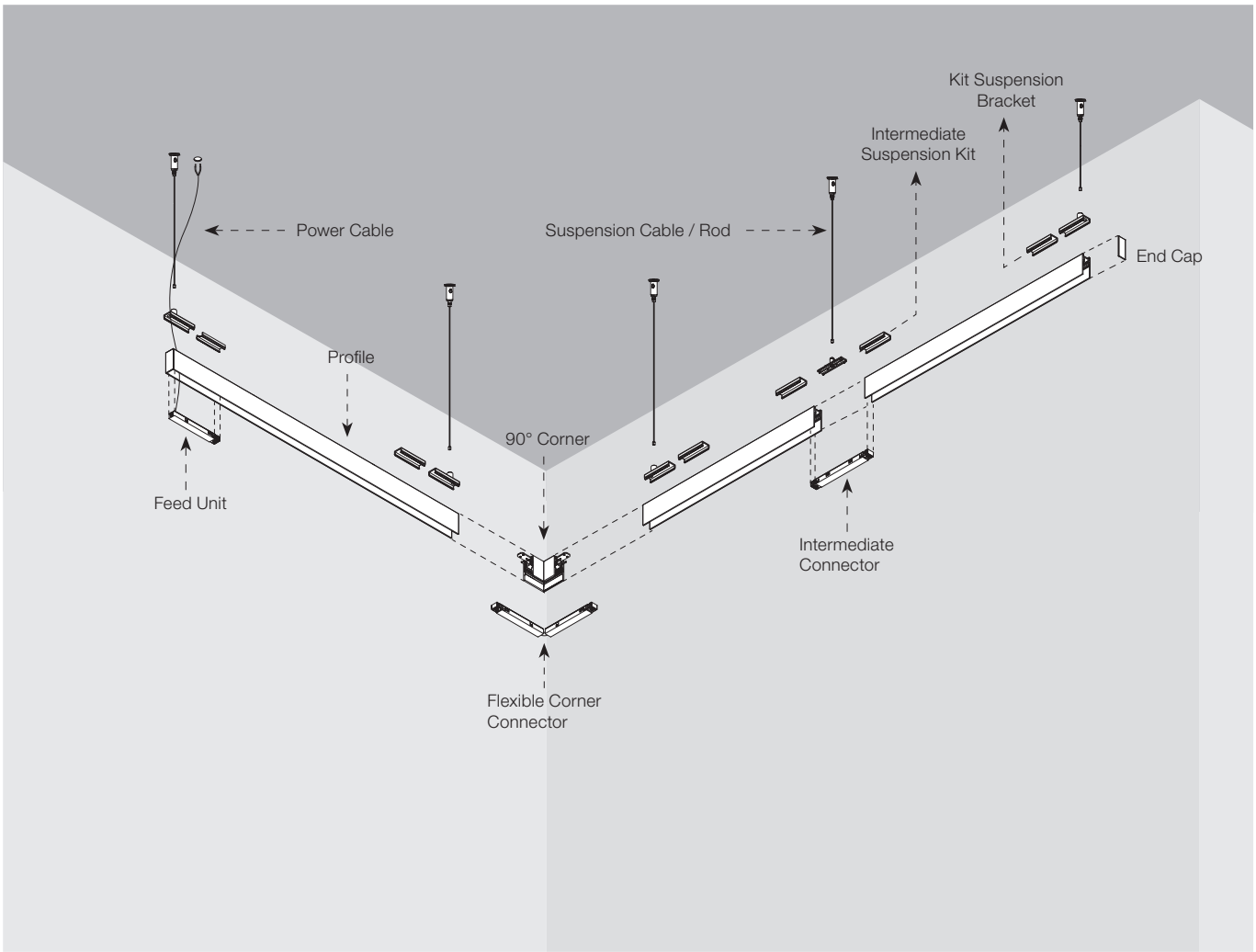

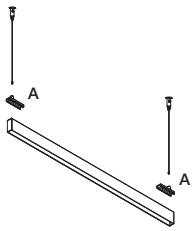

Profiles 1000 / 1500 / 2000

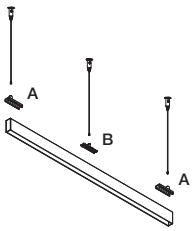

Profiles 2500

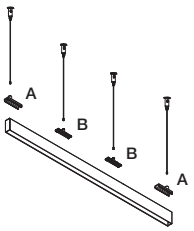

Profiles 3000

Profile (mm)	Fixation points	Kits to order
1000 / 1500 / 2000	2	1A
2500	3	1A + 1B
3000	4	1A + 2B

A Kit suspension Bracket
B Intermediate Suspension Kit
(*) Suspension Cable/Rod must be ordered separately

Profili e Driver / Profiles & Drivers

Informazioni comuni con la versione di superficie. Si veda la pagina anteriore.
References shared with surface version. Please see previous page.

Profile

90° Corner

End Cap

Feed Unit

Intermediate Connector

Flexible Corner Connector

Remote Drivers

Accessori / Accessories

Suspension Down

Scatola di alimentazione a superficie con apparecchio incluso 320W/48Vdc. Cavo trasparente a 4 poli e di 4m compreso. Non valido per installazioni con aste di sospensione. Per controllare 1-10V usare solo segnali attivi.	Surface power supply with 320W / 48Vdc driver included. 4-meter, 4-pole transparent cable included. Not suitable for installations with suspension rods. For 1-10V control, use only active signals.	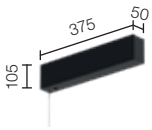	☐ 08.0600.40 ■ 08.0600.14
Cavo di alimentazione trasparente 4 poli, sezione 0,75 mm² e lunghezza 4m. Da usare con i driver remoti.	4-pole, 0.75 mm² section, 4-meter long, transparent power cable. To use with remote drivers.		06.0157.00
Kit Surface Bracket.	Kit Surface Bracket.	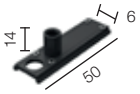 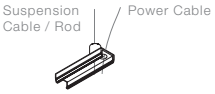	Suspension 08.0616.00

Suspension Down / Up & Down

Kit di sospensione intermedio per unione profili. Include la connessione elettrica della parte superiore. Connettore intermedio necessario da ordinare separatamente. Cavo in acciaio non incluso.	Intermediate suspension kit for joining profiles. It includes the electrical connection of the upper part. An intermediate connector is necessary. It must be ordered separately. Steel cable not included.		■ 08.0627.00
Tige di sospensione con rosone 1 m filetto m6. Incompatibile con cassetta di alimentazione a superficie.*/**	1 m suspension rod with ceiling rose. M6 thread. Not applicable with a Surface power box.*/**		☐ 60.3014.11 ■ 60.3014.14
Set prolunga tige sospensione 1 m filetto m6.*/**	1 m suspension rod extension set m6 thread.*/**		☐ 60.3097.11 ■ 60.3097.14
Cavo in acciaio di 4m per sospensione, consigliato se la struttura presenta uno o più angoli, dato che in queste strutture la guida non si inclina, anche se non si compensa il peso degli apparecchi. *	A 4-meter steel suspension cable is recommended if the structure includes one or more angles, since in these structures the track does not tilt even if the weight of the luminaries is not balanced.*		08.8634.00
Rosone di alimentazione di superficie. Apparecchio, cavi di alimentazione e sospensione non forniti, da ordinare separatamente. Non valido per installazioni con aste di sospensione.	Surface rose. Equipment, power cable and suspension cable not included. They must be ordered separately. Not suitable for installations with suspension rods.		☐ 08.8883.40A ■ 08.8883.14A
Rosone di alimentazione incassato. Apparecchio, cavi di alimentazione e sospensione non forniti, da ordinare separatamente. Non valido per installazioni con aste di sospensione.	Recessed power supply rose. Equipment, power cable and suspension cable not included. They must be ordered separately. Not suitable for installations with suspension rods.		☐ 08.8889.40 ■ 08.8889.14

* Aste rigide per evitare l'inclinazione del profilo (strutture rettilinee senza angoli) o per installazioni in cui è necessario un sistema di fissaggio più rigido.
* Rigid rod to avoid the profile from tilting (rectilinear structures without corners) or to be installed in places where a more rigid fixing system is required.

SUSPENSION UP&DOWN INSTALLATION

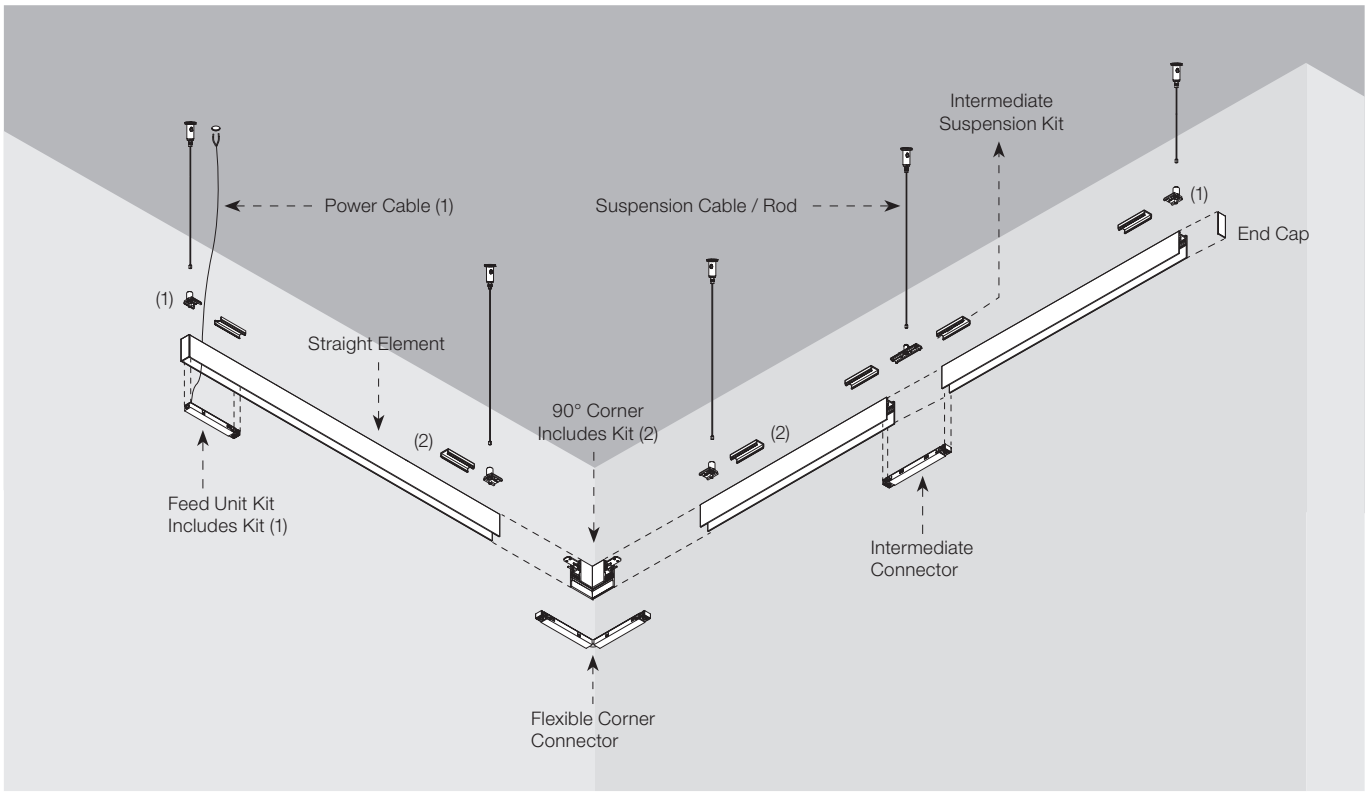

Profili

Profilo elettromeccanico per installazioni sospese.
Gli elementi lineari in versione Up&Down includono illuminazione LED indiretta nella parte superiore del profilo.
Disponibile versone compatibile con apparecchi “On Board Dimmer” e Casambi. Versione compatibile con apparecchi controllabili tramite sistema DALI e 1-10V.
I profili non si possono tagliare. I tappi devono essere ordinati separatamente.
Accessori di sospensione (cavo in acciaio e bacchette) si devono ordinare separatamente.
Disponibili angoli da 90° sullo stesso piano (elemento simmetrico per angolo sinistro e destro).
Gli angoli non hanno illuminazione indiretta. L’illuminazione indiretta si controlla con circuito comune alla luce diretta o separatamente.
La versione Up&Down può essere controllata in modo indipendente mediante DALI.

Profiles

Electrical/mechanical profile for suspended installations.
The linear elements in the Up&Down version include indirect LED lighting in the upper part of the profile.
A version compatible with ‘On Board Dimmer’ and Casambi light fixtures is available. Version compatible with controllable lights such as DALI and 1-10V systems.
The profiles cannot be cut. The end caps must be ordered separately.
Suspension accessories (steel cable and rods) should be ordered separately.
90° corners available in the same plan (symmetrical element for left and right corners).
The corners do not have indirect lighting. Indirect lighting can be controlled either through the same circuit than direct lighting or independently.
The Up&Down version can be controlled independently via DALI.

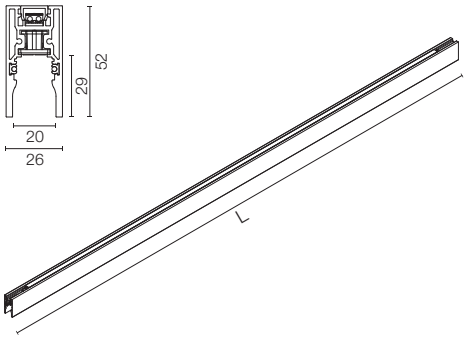

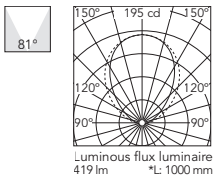

Beam Angle: 81°

h(m)	E(lx)	D(m)
1	195	1.72
2	49	3.44
3	22	5.15
4	12	6.87
5	8	8.59

L: 1 m / 1,5 m / 2 m / 2,5 m / 3 m

Light Source: Top LED 6,5W/m Up - 630 lm/m Up - 3000K/CRI 80

On board dimmer / Casambi	DALI / 1-10V / Casambi
L: 1000 mm	L: 1000 mm
06.5070.40	06.5020.40
06.5070.05	06.5020.05
06.5070.14	06.5020.14
L: 1500 mm	L: 1500 mm
06.5071.40	06.5021.40
06.5071.05	06.5021.05
06.5071.14	06.5021.14
L: 2000 mm	L: 2000 mm
06.5072.40	06.5022.40
06.5072.05	06.5022.05
06.5072.14	06.5022.14
L: 2500 mm	L: 2500 mm
06.5073.40	06.5023.40
06.5073.05	06.5023.05
06.5073.14	06.5023.14
L: 3000 mm	L: 3000 mm
06.5074.40	06.5024.40
06.5074.14	06.5024.14

Accessori e Driver / Accessories & Drivers

Informazioni comuni con la versione a sospensione Down. Si veda la pagina anteriore.
Shared references with Down suspension version. Please see previous page.

Informazioni comuni con la versione di superficie. Si veda la pagina.
References shared with surface version. Please see previous page.

Surface Rose

Recessed Power Supply Rose

Suspension Cable

Suspension Rod

Suspension Rod Extension

Intermediate Suspension Kit

Intermediate Connector

Flexible Corner Connector

Remote Drivers

Accessori / Accessories

Angolo meccanico 90°.
Due connessioni finali di sospensione incluse. Cavo in acciaio non incluso. Senza illuminazione nella parte superiore. Connessioni della parte superiore inclusi.

90° mechanical angle.
Two end suspension connections included. Steel cable not included. No lighting on the upper part. Upper part connections included.

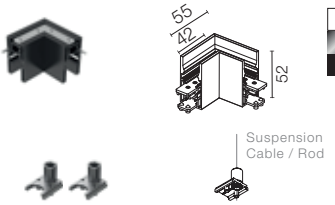

06.5025.40
06.5025.05
06.5025.14

Terminale di chiusura. Si devono ordinare separatamente. Kit da 2 unità.

End caps. To be ordered separately.
2 unit kit.

06.5026.40
06.5026.05
06.5026.14

Kit d'alimentazione. Include due accessori di sospensione per gli estremi del profilo e cavo elettrico di 6 poli e 4 metri. Cavo in acciaio non incluso. Gli accessori centrali di sospensione sono compresi con il profilo.

Feed Unit Kit. Includes two suspension accessories for the profile ends and a 6-pole and 4-meter long electrical cable. Steel cable not included. Central suspension accessories are included in the profile.

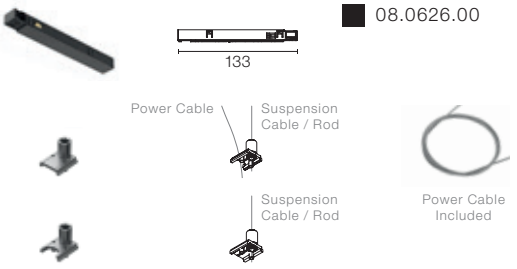

08.0626.00

Scatola di alimentazione in superficie con apparecchio incluso 320W / 48Vdc. Cavi elettrici e in acciaio non inclusi. Non valido per installazione con aste di sospensione. DALI / 1-10V / 0-10V / No dim.

Surface power supply with driver included 320W / 48Vdc. Steel and electric cables not included. Not valid for installation with suspension rods. DALI / 1-10V / 0-10V / No dim.

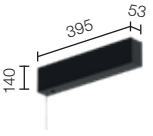

1-10V
08.0631.40
08.0631.14
Dali Version
08.0632.40A
08.0632.14A

Remote Dimmers Accessories

Unità di controllo dimmer DALI per la regolazione di moduli LED, per drivers da 12-24-48V. Alimentatore non incluso. Per controllo di illuminazione indiretta (UP).

Dimmable Dali control unit for 12-24-48V LED modules. Power supply not included. For controlling indirect lighting (UP).

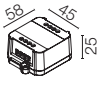

Dali · Push
Max. 10A
60.9678A

Uplight dimmer 1-10V Push 48V PWM per controllo di illuminazione indiretta (UP).

1-10V Push 48V PWM Uplight dimmer for controlling indirect lighting (UP).

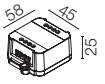

60.9395

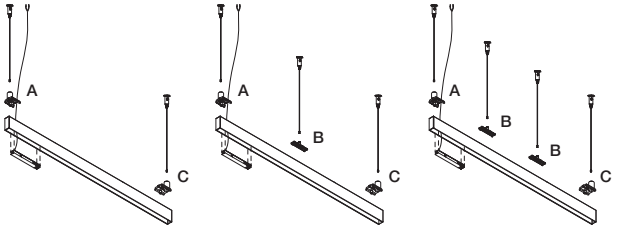

Profiles 1000 / 1500 Profiles 2000 / 2500 Profiles 3000

Profile (mm)	Fixation points	Kits to order
1000 / 1500	2	1D
2000 / 2500	3	1D
3000	4	1D

D Feed Unit Kit (A+C)
B Intermediate Suspension Kit. Included in Up & Down profiles
(*) Suspension Cable/Rod must be ordered separately

• Posso alimentare una struttura direttamente da un angolo?
Sì, bisogna usare uno o due connettori di alimentazione per i profili lineari vicino all'angolo, in base alla necessità di alimentare solo uno o entrambi i profili collegati.

• Posso tagliare un profilo?
I profili possono essere tagliati alla misura richiesta, meno nelle versioni Up&Down. Tagliare sempre rispettando lo spazio riservato al passaggio del cavo di alimentazione. La continuità elettrica si ottiene con il connettore intermedio. In caso di necessità di una nuova alimentazione dopo il taglio, si deve trapanare attraverso il passaggio del cavo di alimentazione, nella zona senza pista di grafite riservata a tal fine e utilizzare un connettore di alimentazione; non si deve mai trapanare attraverso le piste di grafite.

• Can I feed a structure directly from a corner?
Yes. One or two power connectors must be used for linear profiles along with the corner, depending on whether you want to power just one of the profiles connected to the corner or both profiles.

• Can I cut a profile?
Yes, profiles can be cut to the desired size, except for the Up & Down versions. Always cut respecting the space reserved for inserting the power cable. The electrical continuity is done with the intermediate connector. If you need a new power cable after cutting, you must drill the power cable's pass-through hole in the area free of graphite tracks reserved for that purpose and use a feed connector, you should never drill through the graphite tracks.

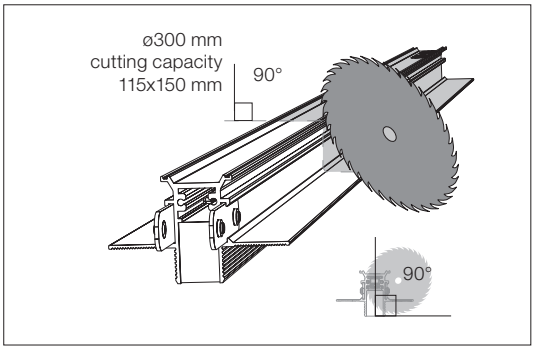

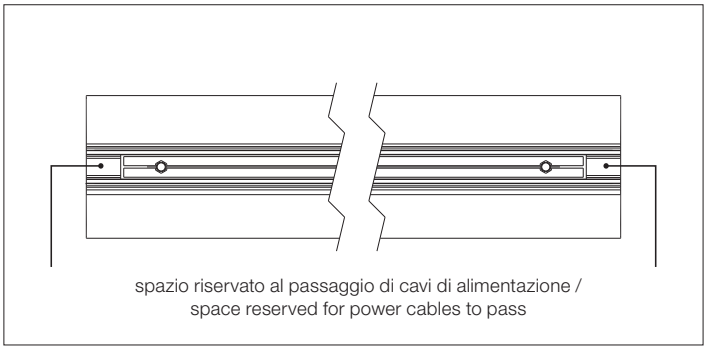

• Qual è la distanza massima permessa tra la fonte di alimentazione e il profilo?
Con gli alimentatori raccomandati, la distanza massima ammessa è:
. Cavo da Ø 1,5 mm: 3 m
. Cavo da Ø 2,5 mm: 5 m

• Qual è la lunghezza massima alimentabile con una fonte di alimentazione in una struttura?
La lunghezza massima di un profilo alimentato con fonte di alimentazione è di 20 metri, o la distanza risultante da 7 interconnessioni, tagli compresi.

• Posso utilizzare una fonte di alimentazione diversa - meno potente?
Tutte le informazioni pubblicate sul nostro sito web, sul catalogo e sulle istruzioni di installazione si basano sui test effettuati con gli alimentatori raccomandati per i nostri prodotti. Deve essere un alimentatore da 48V con una potenza massima di 320W.

• What is the maximum distance allowed between the driver and the profile?
With the recommended power sources, the maximum distance permitted is:
. Ø1.5 mm cable: 3 m
. Ø2.5 mm cable: 5 m

• What is the maximum length that can be fed with one power supply?
The maximum length of a profile that can be fed with a power supply is 20 meters or the resulting distance after 7 interconnections including cuts.

• Can I use a different, less powerful power supply?
All the information published on our website, catalogue and installation instructions meet the tests executed with the power sources recommended for our products. It must be a 48V power source with a maximum power of 320W.

Schema di Connessione Up&Down / Up&Down Connection Scheme

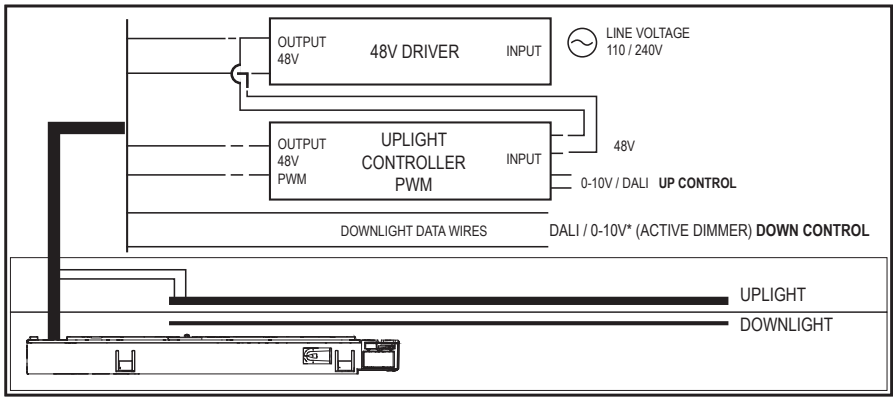

Light Stripe

Light Source: Top LED 20W/m - 1859 lm/m - 2700K/CRI 90 / 20W/m - 1967 lm/m - 3000K/CRI 90

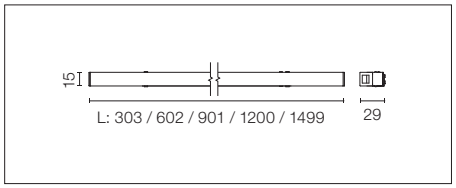

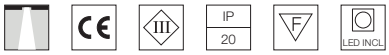

Modulo di illuminazione LED a luce diffusa da installare nel sistema The Tracking Magnet. Tappi terminali opal non compresi, da ordinare separatamente (08.0125.00 - include due esemplari).
Per il controllo bluetooth dei moduli luminosi selezionare le versioni con Casambi integrato.

Diffused LED light module to be installed in The Tracking Magnet System. Opal end covers not included. They must be ordered separately (08.0125.00 - two units included).
For wireless lighting control, choose integrated Casambi versions.

2700K
L: 300 mm - 6W - 558lm
On board dimmer
03.8000.14
*Dali 2
03.8000.14.DA
*1-10V
03.8000.14.1V
**Casambi
03.8000.14.CB

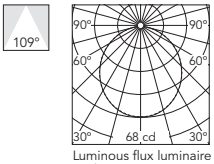

Luminous flux luminaire
191 lm

Beam Angle: 109°

h(m)	E(lx)	D(m)
1	68	2.80
2	17	5.59
3	8	8.39
4	4	11.18
5	3	13.98

3000K
L: 300 mm - 6W - 590lm
On board dimmer
03.8005.14
*Dali 2
03.8005.14.DA
*1-10V
03.8005.14.1V
**Casambi
03.8005.14.CB

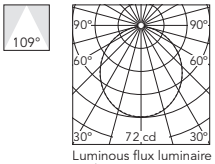

Luminous flux luminaire
202 lm

Beam Angle: 109°

h(m)	E(lx)	D(m)
1	72	2.80
2	18	5.59
3	8	8.39
4	5	11.18
5	3	13.98

2700K
L: 600 mm - 12W - 1115lm
On board dimmer
03.8001.14
*Dali 2
03.8001.14.DA
*1-10V
03.8001.14.1V
**Casambi
03.8001.14.CB

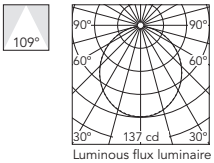

Luminous flux luminaire
383 lm

Beam Angle: 109°

h(m)	E(lx)	D(m)
1	137	2.80
2	34	5.59
3	15	8.39
4	9	11.18
5	5	13.98

3000K
L: 600 mm - 12W - 1180lm
On board dimmer
03.8006.14
*Dali 2
03.8006.14.DA
*1-10V
03.8006.14.1V
**Casambi
03.8006.14.CB

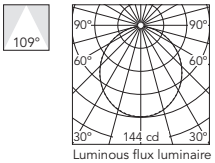

Luminous flux luminaire
405 lm

Beam Angle: 109°

h(m)	E(lx)	D(m)
1	144	2.80
2	36	5.59
3	16	8.39
4	9	11.18
5	6	13.98

2700K
L: 900 mm - 18W - 1673lm
On board dimmer
03.8002.14
*Dali 2
03.8002.14.DA
*1-10V
03.8002.14.1V
**Casambi
03.8002.14.CB

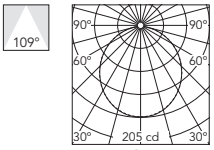

Luminous flux luminaire
574 lm

Beam Angle: 109°

h(m)	E(lx)	D(m)
1	205	2.80
2	51	5.59
3	23	8.39
4	13	11.18
5	8	13.98

3000K
L: 900 mm - 18W - 1770lm
On board dimmer
03.8007.14
*Dali 2
03.8007.14.DA
*1-10V
03.8007.14.1V
**Casambi
03.8007.14.CB

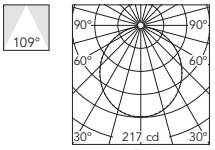

Luminous flux luminaire
607 lm

Beam Angle: 109°

h(m)	E(lx)	D(m)
1	217	2.80
2	54	5.59
3	24	8.39
4	14	11.18
5	9	13.98

2700K
L: 1200 mm - 24W - 2230lm
On board dimmer
03.8003.14
*Dali 2
03.8003.14.DA
*1-10V
03.8003.14.1V
**Casambi
03.8003.14.CB

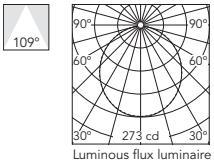

Luminous flux luminaire
766 lm

Beam Angle: 109°

h(m)	E(lx)	D(m)
1	273	2.80
2	68	5.59
3	30	8.39
4	17	11.18
5	11	13.98

3000K
L: 1200 mm - 24W - 2360lm
On board dimmer
03.8008.14
*Dali 2
03.8008.14.DA
*1-10V
03.8008.14.1V
**Casambi
03.8008.14.CB

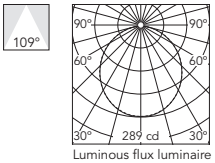

Luminous flux luminaire
809 lm

Beam Angle: 109°

h(m)	E(lx)	D(m)
1	289	2.80
2	72	5.59
3	32	8.39
4	18	11.18
5	12	13.98

2700K
L: 1500 mm - 30W - 2788lm
On board dimmer
03.8004.14
*Dali 2
03.8004.14.DA
*1-10V
03.8004.14.1V
**Casambi
03.8004.14.CB

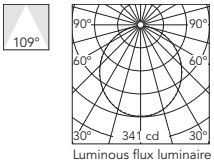

Luminous flux luminaire
957 lm

Beam Angle: 109°

h(m)	E(lx)	D(m)
1	341	2.80
2	85	5.59
3	38	8.39
4	21	11.18
5	14	13.98

3000K
L: 1500 mm - 30W - 2950lm
On board dimmer
03.8009.14
*Dali 2
03.8009.14.DA
*1-10V
03.8009.14.1V
**Casambi
03.8009.14.CB

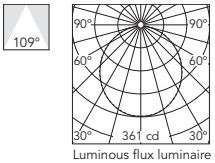

Luminous flux luminaire
1012 lm

Beam Angle: 109°

h(m)	E(lx)	D(m)
1	361	2.80
2	90	5.59
3	40	8.39
4	23	11.18
5	14	13.98

* Compatibile solo con profili in versione DALI-1-10V / Only compatible with DALI, 1-10V profile version .

** Il sistema di controllo degli apparecchi i versione Casambi si regola direttamente tramite bluetooth con l'applicazione dedicata FLOS Control® by Casambi / The control system with the Casambi version of light fixtures is directly and individually regulated wirelessly using the application FLOS Control® by Casambi.

Spot 50

Light Source: Power LED 3,5W - 286 lm - 2700K/CRI 90 / 3,5W - 307 lm - 3000K/CRI 90

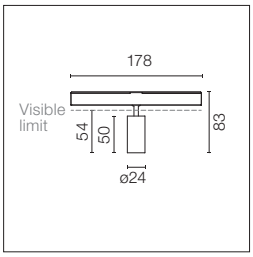

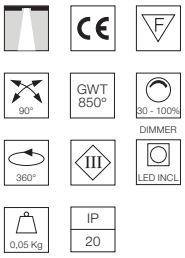

Modulo di illuminazione LED d'accento da installare nel sistema The Tracking Magnet.
Per il controllo bluetooth dei moduli luminosi selezionare le versioni con Casambi integrato.

Accessori inclusi (honeycomb e filtro a croce antiabbagliamento), tranne per la finitura cromata.

Accent lighting LED module to be installed in The Tracking Magnet System.
For wireless lighting control, choose integrated Casambi versions.

Accessories included (honeycomb and screening crosspiece) except for the chrome finish.

2700K

On board dimmer

03.8032.40A
03.8032.05A
03.8032.14A

*Dali 2

03.8032.40ADA
03.8032.05ADA
03.8032.14ADA

*1-10V

03.8032.40A1V
03.8032.05A1V
03.8032.14A1V

**Casambi

03.8032.40ACB
03.8032.05ACB
03.8032.14ACB

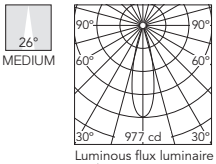

Luminous flux luminaire 205 lm (EXTREME CUT OFF)

Beam Angle: 26°

h(m)	E(lx)	D(m)
1	977	0.47
2	244	0.94
3	109	1.41
4	61	1.88
5	39	2.35

3000K

On board dimmer

03.8033.40A
03.8033.05A
03.8033.14A

*Dali 2

03.8033.40ADA
03.8033.05ADA
03.8033.14ADA

*1-10V

03.8033.40A1V
03.8033.05A1V
03.8033.14A1V

**Casambi

03.8033.40ACB
03.8033.05ACB
03.8033.14ACB

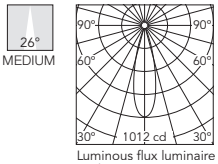

Luminous flux luminaire 212 lm (EXTREME CUT OFF)

Beam Angle: 26°

h(m)	E(lx)	D(m)
1	1012	0.47
2	253	0.94
3	112	1.41
4	63	1.88
5	40	2.35

* Compatibile solo con profili in versione DALI-1-10V / Only compatible with DALI, 1-10V profile version .

** Il sistema di controllo degli apparecchi i versione Casambi si regola direttamente tramite bluetooth con l'applicazione dedicata FLOS Control® by Casambi / The control system with the Casambi version of light fixtures is directly and individually regulated wirelessly using the application FLOS Control® by Casambi.

Spot 90

Light Source: Power LED 8,5W - 610 lm - 2700K/CRI 90 / 8,5W - 656 lm - 3000K/CRI 90

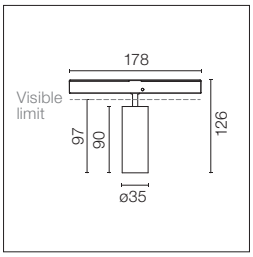

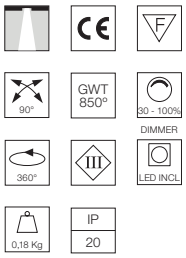

Modulo di illuminazione LED d'accento da installare nel sistema The Tracking Magnet.
Per il controllo bluetooth dei moduli luminosi selezionare le versioni con Casambi integrato.

Accessori inclusi (honeycomb e filtro a croce antiabbagliamento), tranne per la finitura cromata.

Accent lighting LED module to be installed in The Tracking Magnet System.
For wireless lighting control, choose integrated Casambi versions.

Accessories included (honeycomb and screening crosspiece) except for the chrome finish.

2700K
On board dimmer
- 03.8042.40A
- 03.8042.05A
- 03.8042.14A

*Dali 2
- 03.8042.40ADA
- 03.8042.05ADA
- 03.8042.14ADA

*1-10V
- 03.8042.40A1V
- 03.8042.05A1V
- 03.8042.14A1V

**Casambi
- 03.8042.40ACB
- 03.8042.05ACB
- 03.8042.14ACB

14° SPOT

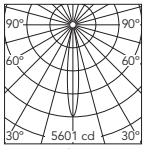

Luminous flux luminaire 428 lm (EXTREME CUT OFF)

Beam Angle: 14°

h(m)	E(lx)	D(m)
1	5601	0.25
2	1400	0.49
3	622	0.74
4	350	0.98
5	224	1.23

3000K
On board dimmer
- 03.8043.40A
- 03.8043.05A
- 03.8043.14A

*Dali 2
- 03.8043.40ADA
- 03.8043.05ADA
- 03.8043.14ADA

*1-10V
- 03.8043.40A1V
- 03.8043.05A1V
- 03.8043.14A1V

**Casambi
- 03.8043.40ACB
- 03.8043.05ACB
- 03.8043.14ACB

14° SPOT

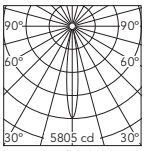

Luminous flux luminaire 443 lm (EXTREME CUT OFF)

Beam Angle: 14°

h(m)	E(lx)	D(m)
1	5805	0.25
2	1451	0.49
3	645	0.74
4	363	0.98
5	232	1.23

2700K
On board dimmer
- 03.8044.40A
- 03.8044.05A
- 03.8044.14A

*Dali 2
- 03.8044.40ADA
- 03.8044.05ADA
- 03.8044.14ADA

*1-10V
- 03.8044.40A1V
- 03.8044.05A1V
- 03.8044.14A1V

**Casambi
- 03.8044.40ACB
- 03.8044.05ACB
- 03.8044.14ACB

22° MEDIUM

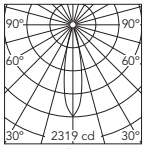

Luminous flux luminaire 392 lm (EXTREME CUT OFF)

Beam Angle: 22°

h(m)	E(lx)	D(m)
1	2319	0.38
2	580	0.77
3	258	1.15
4	145	1.54
5	93	1.92

3000K
On board dimmer
- 03.8045.40A
- 03.8045.05A
- 03.8045.14A

*Dali 2
- 03.8045.40ADA
- 03.8045.05ADA
- 03.8045.14ADA

*1-10V
- 03.8045.40A1V
- 03.8045.05A1V
- 03.8045.14A1V

**Casambi
- 03.8045.40ACB
- 03.8045.05ACB
- 03.8045.14ACB

22° MEDIUM

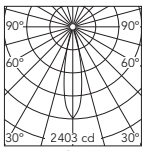

Luminous flux luminaire 406 lm (EXTREME CUT OFF)

Beam Angle: 22°

h(m)	E(lx)	D(m)
1	2403	0.38
2	601	0.77
3	267	1.15
4	150	1.54
5	96	1.92

* Compatibile solo con profili in versione DALI-1-10V / Only compatible with DALI, 1-10V profile version .

** Il sistema di controllo degli apparecchi i versione Casambi si regola direttamente tramite bluetooth con l'applicazione dedicata FLOS Control® by Casambi / The control system with the Casambi version of light fixtures is directly and individually regulated wirelessly using the application FLOS Control® by Casambi.

Spot 120

Light Source: Power LED 12W - 724 lm - 2700K/CRI 90 / 12W - 779 lm - 3000K/CRI 90

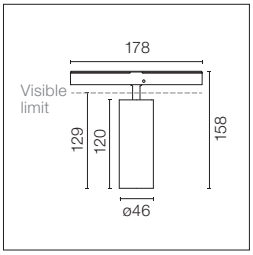

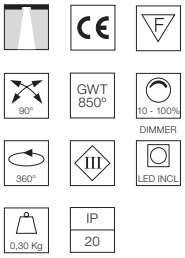

Modulo di illuminazione LED d'accento da installare nel sistema The Tracking Magnet.
Per il controllo bluetooth dei moduli luminosi selezionare le versioni con Casambi integrato.

Accent lighting LED module to be installed in The Tracking Magnet System.
For wireless lighting control, choose integrated Casambi versions.

2700K
On board dimmer
- 03.8052.40A
- 03.8052.05A
- 03.8052.14A

*Dali 2
- 03.8052.40ADA
- 03.8052.05ADA
- 03.8052.14ADA

*1-10V
- 03.8052.40A1V
- 03.8052.05A1V
- 03.8052.14A1V

**Casambi
- 03.8052.40ACB
- 03.8052.05ACB
- 03.8052.14ACB

11° SPOT

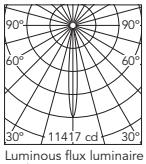

Luminous flux luminaire 539 lm (EXTREME CUT OFF)

Beam Angle: 11°

h(m)	E(lx)	D(m)
1	11417	0.19
2	2854	0.37
3	1269	0.56
4	714	0.75
5	457	0.93

3000K
On board dimmer
- 03.8053.40A
- 03.8053.05A
- 03.8053.14A

*Dali 2
- 03.8053.40ADA
- 03.8053.05ADA
- 03.8053.14ADA

*1-10V
- 03.8053.40A1V
- 03.8053.05A1V
- 03.8053.14A1V

**Casambi
- 03.8053.40ACB
- 03.8053.05ACB
- 03.8053.14ACB

11° SPOT

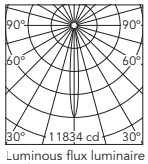

Luminous flux luminaire 558 lm (EXTREME CUT OFF)

Beam Angle: 11°

h(m)	E(lx)	D(m)
1	11834	0.19
2	2958	0.37
3	1315	0.56
4	740	0.75
5	473	0.93

2700K
On board dimmer
- 03.8054.40A
- 03.8054.05A
- 03.8054.14A

*Dali 2
- 03.8054.40ADA
- 03.8054.05ADA
- 03.8054.14ADA

*1-10V
- 03.8054.40A1V
- 03.8054.05A1V
- 03.8054.14A1V

**Casambi
- 03.8054.40ACB
- 03.8054.05ACB
- 03.8054.14ACB

17° MEDIUM

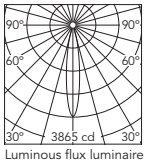

Luminous flux luminaire 487 lm (EXTREME CUT OFF)

Beam Angle: 17°

h(m)	E(lx)	D(m)
1	3865	0.29
2	966	0.59
3	429	0.88
4	242	1.18
5	155	1.47

3000K
On board dimmer
- 03.8055.40A
- 03.8055.05A
- 03.8055.14A

*Dali 2
- 03.8055.40ADA
- 03.8055.05ADA
- 03.8055.14ADA

*1-10V
- 03.8055.40A1V
- 03.8055.05A1V
- 03.8055.14A1V

**Casambi
- 03.8055.40ACB
- 03.8055.05ACB
- 03.8055.14ACB

17° MEDIUM

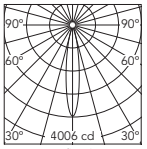

Luminous flux luminaire 505 lm (EXTREME CUT OFF)

Beam Angle: 17°

h(m)	E(lx)	D(m)
1	4006	0.29
2	1001	0.59
3	445	0.88
4	250	1.18
5	160	1.47

* Compatibile solo con profili in versione DALI-1-10V / Only compatible with DALI, 1-10V profile version .

** Il sistema di controllo degli apparecchi i versione Casambi si regola direttamente tramite bluetooth con l'applicazione dedicata FLOS Control® by Casambi / The control system with the Casambi version of light fixtures is directly and individually regulated wirelessly using the application FLOS Control® by Casambi.

Spot 120

Light Source: LED Array 12,5W - 1075 lm - 2700K/CRI 90 / 12,5W - 1138 lm - 3000K/CRI 90

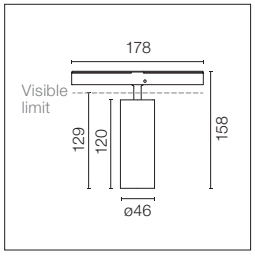

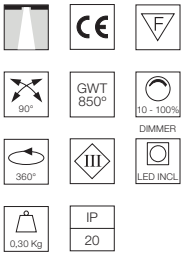

Modulo di illuminazione LED d'accento da installare nel sistema The Tracking Magnet.
Per il controllo bluetooth dei moduli luminosi selezionare le versioni con Casambi integrato.

Accessori inclusi (honeycomb e filtro a croce antiabbagliamento), tranne per la finitura cromata.

Accent lighting LED module to be installed in The Tracking Magnet System.
For wireless lighting control, choose integrated Casambi versions.

Accessories included (honeycomb and screening crosspiece) except for the chrome finish.

2700K
On board dimmer

- 03.8154.40
- 03.8154.05
- 03.8154.14

*Dali 2

- 03.8154.40.DA
- 03.8154.05.DA
- 03.8154.14.DA

*1-10V

- 03.8154.40.1V
- 03.8154.05.1V
- 03.8154.14.1V

**Casambi

- 03.8154.40.CB
- 03.8154.05.CB
- 03.8154.14.CB

17°
MEDIUM

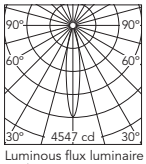

Luminous flux luminaire 654 lm

Beam Angle: 17°

h(m)	E(lx)	D(m)
1	4547	0.31
2	1137	0.61
3	505	0.92
4	284	1.23
5	182	1.53

3000K
On board dimmer

- 03.8155.40
- 03.8155.05
- 03.8155.14

*Dali 2

- 03.8155.40.DA
- 03.8155.05.DA
- 03.8155.14.DA

*1-10V

- 03.8155.40.1V
- 03.8155.05.1V
- 03.8155.14.1V

**Casambi

- 03.8155.40.CB
- 03.8155.05.CB
- 03.8155.14.CB

17°
MEDIUM

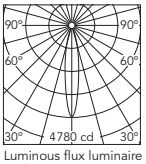

Luminous flux luminaire 687 lm

Beam Angle: 17°

h(m)	E(lx)	D(m)
1	4780	0.31
2	1195	0.61
3	531	0.92
4	299	1.23
5	191	1.53

2700K
On board dimmer

- 03.8156.40
- 03.8156.05
- 03.8156.14

*Dali 2

- 03.8156.40.DA
- 03.8156.05.DA
- 03.8156.14.DA

*1-10V

- 03.8156.40.1V
- 03.8156.05.1V
- 03.8156.14.1V

**Casambi

- 03.8156.40.CB
- 03.8156.05.CB
- 03.8156.14.CB

40°
FLOOD

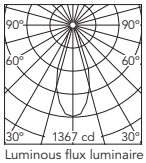

Luminous flux luminaire 599 lm

Beam Angle: 40°

h(m)	E(lx)	D(m)
1	1367	0.73
2	342	1.45
3	152	2.18
4	85	2.91
5	55	3.64

3000K
On board dimmer

- 03.8157.40
- 03.8157.05
- 03.8157.14

*Dali 2

- 03.8157.40.DA
- 03.8157.05.DA
- 03.8157.14.DA

*1-10V

- 03.8157.40.1V
- 03.8157.05.1V
- 03.8157.14.1V

**Casambi

- 03.8157.40.CB
- 03.8157.05.CB
- 03.8157.14.CB

40°
FLOOD

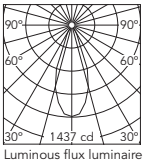

Luminous flux luminaire 629 lm

Beam Angle: 40°

h(m)	E(lx)	D(m)
1	1437	0.73
2	359	1.45
3	160	2.18
4	90	2.91
5	57	3.64

* Compatibile solo con profili in versione DALI-1-10V / Only compatible with DALI, 1-10V profile version .

** Il sistema di controllo degli apparecchi i versione Casambi si regola direttamente tramite bluetooth con l'applicazione dedicata FLOS Control® by Casambi / The control system with the Casambi version of light fixtures is directly and individually regulated wirelessly using the application FLOS Control® by Casambi.

Spot 150

Light Source: LED Array 22,5W - 2411 lm - 2700K/CRI 90 / 22,5W - 2569 lm - 3000K/CRI 90

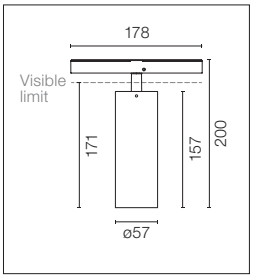

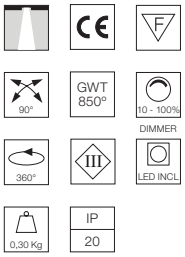

Modulo di illuminazione LED d'accento da installare nel sistema The Tracking Magnet.
Per il controllo bluetooth dei moduli luminosi selezionare le versioni con Casambi integrato.

Accent lighting LED module to be installed in The Tracking Magnet System.
For wireless lighting control, choose integrated Casambi versions.

2700K
On board dimmer
- 03.8072.40A
- 03.8072.05A
- 03.8072.14A

*Dali 2
- 03.8072.40ADA
- 03.8072.05ADA
- 03.8072.14ADA

*1-10V
- 03.8072.40A1V
- 03.8072.05A1V
- 03.8072.14A1V

**Casambi
- 03.8072.40ACB
- 03.8072.05ACB
- 03.8072.14ACB

21° SPOT

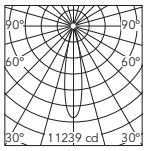

Luminous flux luminaire 1818 lm

Beam Angle: 21°

h(m)	E(lx)	D(m)
1	11239	0.37
2	2810	0.74
3	1249	1.11
4	702	1.48
5	450	1.85

3000K
On board dimmer
- 03.8073.40A
- 03.8073.05A
- 03.8073.14A

*Dali 2
- 03.8073.40ADA
- 03.8073.05ADA
- 03.8073.14ADA

*1-10V
- 03.8073.40A1V
- 03.8073.05A1V
- 03.8073.14A1V

**Casambi
- 03.8073.40ACB
- 03.8073.05ACB
- 03.8073.14ACB

21° SPOT

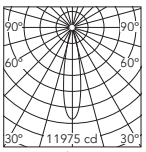

Luminous flux luminaire 1937 lm

Beam Angle: 21°

h(m)	E(lx)	D(m)
1	11975	0.37
2	2994	0.74
3	1331	1.11
4	748	1.48
5	479	1.85

2700K
On board dimmer
- 03.8074.40A
- 03.8074.05A
- 03.8074.14A

*Dali 2
- 03.8074.40ADA
- 03.8074.05ADA
- 03.8074.14ADA

*1-10V
- 03.8074.40A1V
- 03.8074.05A1V
- 03.8074.14A1V

**Casambi
- 03.8074.40ACB
- 03.8074.05ACB
- 03.8074.14ACB

27° MEDIUM

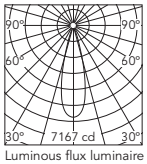

Luminous flux luminaire 1564 lm

Beam Angle: 27°

h(m)	E(lx)	D(m)
1	7167	0.49
2	1792	0.98
3	796	1.47
4	448	1.96
5	287	2.44

3000K
On board dimmer
- 03.8075.40A
- 03.8075.05A
- 03.8075.14A

*Dali 2
- 03.8075.40ADA
- 03.8075.05ADA
- 03.8075.14ADA

*1-10V
- 03.8075.40A1V
- 03.8075.05A1V
- 03.8075.14A1V

**Casambi
- 03.8075.40ACB
- 03.8075.05ACB
- 03.8075.14ACB

27° MEDIUM

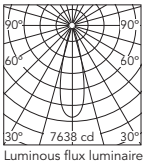

Luminous flux luminaire 1667 lm

Beam Angle: 27°

h(m)	E(lx)	D(m)
1	7638	0.49
2	1910	0.98
3	849	1.47
4	477	1.96
5	306	2.44

2700K
On board dimmer
- 03.8076.40A
- 03.8076.05A
- 03.8076.14A

*Dali 2
- 03.8076.40ADA
- 03.8076.05ADA
- 03.8076.14ADA

*1-10V
- 03.8076.40A1V
- 03.8076.05A1V
- 03.8076.14A1V

**Casambi
- 03.8076.40ACB
- 03.8076.05ACB
- 03.8076.14ACB

36° FLOOD

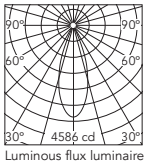

Luminous flux luminaire 1569 lm

Beam Angle: 36°

h(m)	E(lx)	D(m)
1	4586	0.64
2	1146	1.28
3	510	1.92
4	287	2.56
5	183	3.20

3000K
On board dimmer
- 03.8077.40A
- 03.8077.05A
- 03.8077.14A

*Dali 2
- 03.8077.40ADA
- 03.8077.05ADA
- 03.8077.14ADA

*1-10V
- 03.8077.40A1V
- 03.8077.05A1V
- 03.8077.14A1V

**Casambi
- 03.8077.40ACB
- 03.8077.05ACB
- 03.8077.14ACB

36° FLOOD

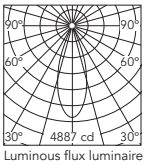

Luminous flux luminaire 1672 lm

Beam Angle: 36°

h(m)	E(lx)	D(m)
1	4887	0.64
2	1222	1.28
3	543	1.92
4	305	2.56
5	195	3.20

* Compatibile solo con profili in versione DALI-1-10V / Only compatible with DALI, 1-10V profile version .

** Il sistema di controllo degli apparecchi i versione Casambi si regola direttamente tramite bluetooth con l'applicazione dedicata FLOS Control® by Casambi / The control system with the Casambi version of light fixtures is directly and individually regulated wirelessly using the application FLOS Control® by Casambi.

Accessori / Accessories

Spot 150***

Filtro a croce antiabbagliamento.	Screening crosspiece.		08.8429.00
Lente ellittica.	Elliptical lens.		08.8431.00
Lente flood.	Flood lens.		08.8432.00
Honeycomb.	Honeycomb.		08.8428.00
Cono di schermatura.	Snoot shielding cone.	29	08.0526.00 08.0526.40 08.0526.BW

*** Tranne per la finitura cromata

Anthony Spot Track By Antonio Citterio

Light Source: LED Array 16,5W - 1620 lm - 2700K/CRI 90 / 16,5W - 1730 lm - 3000K/CRI 90

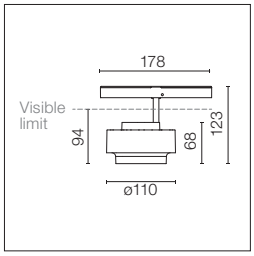

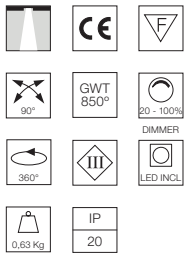

Modulo di illuminazione LED d'accento da installare nel sistema The Tracking Magnet.
Per il controllo bluetooth dei moduli luminosi selezionare le versioni con Casambi integrato.

Vedi accessori disponibili.

Accent lighting LED module to be installed in The Tracking Magnet System.
For wireless lighting control, choose integrated Casambi versions.

See available accessories.

2700K
On board dimmer

03.8025.40
03.8025.05
03.8025.14

*Dali 2

03.8025.40.DA
03.8025.05.DA
03.8025.14.DA

*1-10V

03.8025.40.1V
03.8025.05.1V
03.8025.14.1V

**Casambi

03.8025.40.CB
03.8025.05.CB
03.8025.14.CB

15°
SPOT

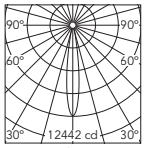

Luminous flux luminaire
1241 lm

Beam Angle: 15°

h(m)	E(lx)	D(m)
1	12442	0.27
2	3110	0.54
3	1382	0.81
4	778	1.07
5	498	1.34

3000K
On board dimmer

03.8027.40
03.8027.05
03.8027.14

*Dali 2

03.8027.40.DA
03.8027.05.DA
03.8027.14.DA

*1-10V

03.8027.40.1V
03.8027.05.1V
03.8027.14.1V

**Casambi

03.8027.40.CB
03.8027.05.CB
03.8027.14.CB

15°
SPOT

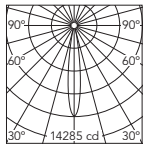

Luminous flux luminaire
1425 lm

Beam Angle: 15°

h(m)	E(lx)	D(m)
1	14285	0.27
2	3571	0.54
3	1587	0.81
4	893	1.07
5	571	1.34

2700K
On board dimmer

03.8026.40
03.8026.05
03.8026.14

*Dali 2

03.8026.40.DA
03.8026.05.DA
03.8026.14.DA

*1-10V

03.8026.40.1V
03.8026.05.1V
03.8026.14.1V

**Casambi

03.8026.40.CB
03.8026.05.CB
03.8026.14.CB

28°
MEDIUM

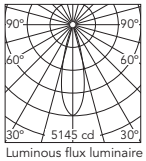

Luminous flux luminaire
1242 lm

Beam Angle: 28°

h(m)	E(lx)	D(m)
1	5145	0.49
2	1286	0.98
3	572	1.47
4	322	1.97
5	206	2.46

3000K
On board dimmer

03.8028.40
03.8028.05
03.8028.14

*Dali 2

03.8028.40.DA
03.8028.05.DA
03.8028.14.DA

*1-10V

03.8028.40.1V
03.8028.05.1V
03.8028.14.1V

**Casambi

03.8028.40.CB
03.8028.05.CB
03.8028.14.CB

28°
MEDIUM

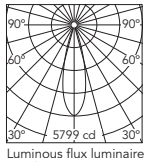

Luminous flux luminaire
1399 lm

Beam Angle: 28°

h(m)	E(lx)	D(m)
1	5799	0.49
2	1450	0.98
3	644	1.47
4	362	1.97
5	232	2.46

* Compatibile solo con profili in versione DALI-1-10V / Only compatible with DALI, 1-10V profile version .

** Il sistema di controllo degli apparecchi i versione Casambi si regola direttamente tramite bluetooth con l'applicazione dedicata FLOS Control® by Casambi / The control system with the Casambi version of light fixtures is directly and individually regulated wirelessly using the application FLOS Control® by Casambi.

Accessori / Accessories

Anthony Spot

Lente ellittica.	Elliptical lens.		08.8418.68A
Honeycomb.	Honeycomb.		08.8419.14A
Lente flood. Per ottenere l'ottica flood (35°) richiedere Anthony Spot Medium + lente flood.	Flood lens. To obtain flood optics (35º) order Anthony Spot Medium + flood lens.		08.0050.00

Light Shadow Spot 30

Light Source: Power LED 4,5W - 257 lm - 2700K/CRI 90 / 4,5W - 263 lm - 3000K/CRI 90

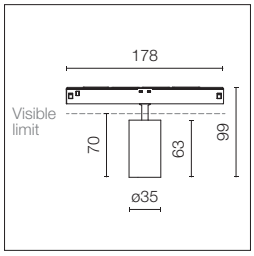

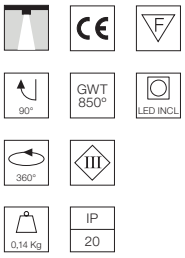

Modulo d'illuminazione LED focale da installare nel sistema The Tracking Magnet
Per il controllo senza fili dell'apparecchio selezionare la versione Casambi integrated.
Accessori disponibili (schermo nido d'ape e filtri dicroici CCT).

LED accent lighting module for installation in The Tracking Magnet system.
For wireless control of luminaires, please select Casambi integrated versions.
Accessories available, (honeycomb and CCT dichroic filters).

Optic Spot - 2700K

On board dimmer

- 05.9000.40
- 05.9000.14
- 05.9000.ER
- 05.9000.ES
- 05.9000.EQ

Dali 2

- 05.9000.40.DA
- 05.9000.14.DA
- 05.9000.ER.DA
- 05.9000.ES.DA
- 05.9000.EQ.DA

1-10V

- 05.9000.40.1V
- 05.9000.14.1V
- 05.9000.ER.1V
- 05.9000.ES.1V
- 05.9000.EQ.1V

Casambi

- 05.9000.40.CB
- 05.9000.14.CB
- 05.9000.ER.CB
- 05.9000.ES.CB
- 05.9000.EQ.CB

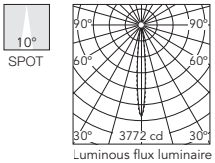

Luminous flux luminaire 209 lm

Beam Angle: 10°

h(m)	E(lx)	D(m)
1	3772	0.18
2	943	0.36
3	419	0.54
4	236	0.72
5	151	0.90

Optic Spot - 3000K

On board dimmer

- 05.9005.40
- 05.9005.14
- 05.9005.ER
- 05.9005.ES
- 05.9005.EQ

Dali 2

- 05.9005.40.DA
- 05.9005.14.DA
- 05.9005.ER.DA
- 05.9005.ES.DA
- 05.9005.EQ.DA

1-10V

- 05.9005.40.1V
- 05.9005.14.1V
- 05.9005.ER.1V
- 05.9005.ES.1V
- 05.9005.EQ.1V

Casambi

- 05.9005.40.CB
- 05.9005.14.CB
- 05.9005.ER.CB
- 05.9005.ES.CB
- 05.9005.EQ.CB

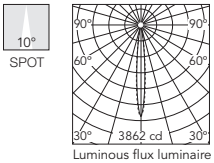

Luminous flux luminaire 214 lm

Beam Angle: 10°

h(m)	E(lx)	D(m)
1	3862	0.18
2	966	0.36
3	429	0.54
4	241	0.72
5	154	0.90

Optic Medium - 2700K

On board dimmer

- 05.9001.40
- 05.9001.14
- 05.9001.ER
- 05.9001.ES
- 05.9001.EQ

Dali 2

- 05.9001.40.DA
- 05.9001.14.DA
- 05.9001.ER.DA
- 05.9001.ES.DA
- 05.9001.EQ.DA

1-10V

- 05.9001.40.1V
- 05.9001.14.1V
- 05.9001.ER.1V
- 05.9001.ES.1V
- 05.9001.EQ.1V

Casambi

- 05.9001.40.CB
- 05.9001.14.CB
- 05.9001.ER.CB
- 05.9001.ES.CB
- 05.9001.EQ.CB

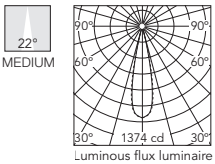

Luminous flux luminaire 201 lm

Beam Angle: 22°

h(m)	E(lx)	D(m)
1	1374	0.39
2	344	0.78
3	153	1.17
4	86	1.56
5	55	1.95

Optic Medium - 3000K

On board dimmer

- 05.9006.40
- 05.9006.14
- 05.9006.ER
- 05.9006.ES
- 05.9006.EQ

Dali 2

- 05.9006.40.DA
- 05.9006.14.DA
- 05.9006.ER.DA
- 05.9006.ES.DA
- 05.9006.EQ.DA

1-10V

- 05.9006.40.1V
- 05.9006.14.1V
- 05.9006.ER.1V
- 05.9006.ES.1V
- 05.9006.EQ.1V

Casambi

- 05.9006.40.CB
- 05.9006.14.CB
- 05.9006.ER.CB
- 05.9006.ES.CB
- 05.9006.EQ.CB

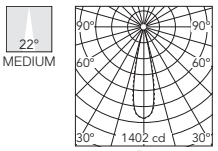

Luminous flux luminaire 205 lm

Beam Angle: 22°

h(m)	E(lx)	D(m)
1	1402	0.39
2	350	0.78
3	156	1.17
4	88	1.56
5	56	1.95

Optic Flood - 2700K

On board dimmer

- 05.9002.40
- 05.9002.14
- 05.9002.ER
- 05.9002.ES
- 05.9002.EQ

33°
FLOOD

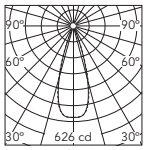

Luminous flux luminaire
200 lm

Beam Angle: 33°

h(m)	E(lx)	D(m)
1	625	0.60
2	156	1.19
3	69	1.79
4	39	2.39
5	25	2.99

Dali 2

- 05.9002.40.DA
- 05.9002.14.DA
- 05.9002.ER.DA
- 05.9002.ES.DA
- 05.9002.EQ.DA

1-10V

- 05.9002.40.1V
- 05.9002.14.1V
- 05.9002.ER.1V
- 05.9002.ES.1V
- 05.9002.EQ.1V

Casambi

- 05.9002.40.CB
- 05.9002.14.CB
- 05.9002.ER.CB
- 05.9002.ES.CB
- 05.9002.EQ.CB

Optic Wide Flood - 2700K

On board dimmer

- 05.9003.40
- 05.9003.14
- 05.9003.ER
- 05.9003.ES
- 05.9003.EQ

46°
WIDE
FLOOD

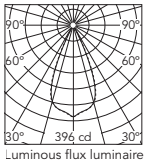

Luminous flux luminaire
209 lm

Beam Angle: 46°

h(m)	E(lx)	D(m)
1	396	0.84
2	99	1.69
3	44	2.53
4	25	3.38
5	16	4.22

Dali 2

- 05.9003.40.DA
- 05.9003.14.DA
- 05.9003.ER.DA
- 05.9003.ES.DA
- 05.9003.EQ.DA

1-10V

- 05.9003.40.1V
- 05.9003.14.1V
- 05.9003.ER.1V
- 05.9003.ES.1V
- 05.9003.EQ.1V

Casambi

- 05.9003.40.CB
- 05.9003.14.CB
- 05.9003.ER.CB
- 05.9003.ES.CB
- 05.9003.EQ.CB

Optic Flood - 3000K

On board dimmer

- 05.9007.40
- 05.9007.14
- 05.9007.ER
- 05.9007.ES
- 05.9007.EQ

33°
FLOOD

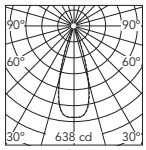

Luminous flux luminaire
204 lm

Beam Angle: 33°

h(m)	E(lx)	D(m)
1	638	0.60
2	159	1.19
3	71	1.79
4	40	2.39
5	26	2.99

Dali 2

- 05.9007.40.DA
- 05.9007.14.DA
- 05.9007.ER.DA
- 05.9007.ES.DA
- 05.9007.EQ.DA

1-10V

- 05.9007.40.1V
- 05.9007.14.1V
- 05.9007.ER.1V
- 05.9007.ES.1V
- 05.9007.EQ.1V

Casambi

- 05.9007.40.CB
- 05.9007.14.CB
- 05.9007.ER.CB
- 05.9007.ES.CB
- 05.9007.EQ.CB

Optic Wide Flood - 3000K

On board dimmer

- 05.9008.40
- 05.9008.14
- 05.9008.ER
- 05.9008.ES
- 05.9008.EQ

46°
WIDE
FLOOD

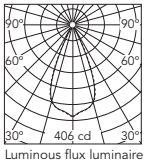

Luminous flux luminaire
214 lm

Beam Angle: 46°

h(m)	E(lx)	D(m)
1	406	0.84
2	101	1.69
3	45	2.53
4	25	3.38
5	16	4.22

Dali 2

- 05.9008.40.DA
- 05.9008.14.DA
- 05.9008.ER.DA
- 05.9008.ES.DA
- 05.9008.EQ.DA

1-10V

- 05.9008.40.1V
- 05.9008.14.1V
- 05.9008.ER.1V
- 05.9008.ES.1V
- 05.9008.EQ.1V

Casambi

- 05.9008.40.CB
- 05.9008.14.CB
- 05.9008.ER.CB
- 05.9008.ES.CB
- 05.9008.EQ.CB

Light Shadow Spot 45

Light Source: LED Array 10W - 799 lm - 2700K/CRI 90 / 10W - 844 lm - 3000K/CRI 90

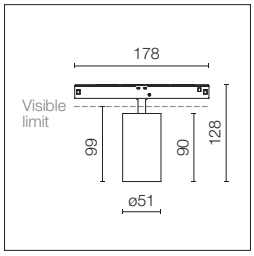

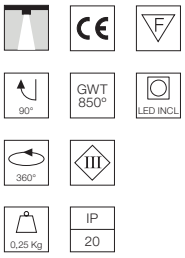

Modulo d'illuminazione LED focale da installare nel sistema The Tracking Magnet
Per il controllo senza fili dell'apparecchio selezionare la versione Casambi integrated.
Accessori disponibili (schermo nido d'ape e filtri dicroici CCT).

LED accent lighting module for installation in The Tracking Magnet system.
For wireless control of luminaires, please select Casambi integrated versions.
Accessories available, (honeycomb and CCT dichroic filters).

Optic Spot - 2700K

On board dimmer

- 05.9030.40
- 05.9030.14
- 05.9030.ER
- 05.9030.ES
- 05.9030.EQ

15° SPOT

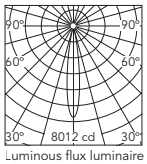

Luminous flux luminaire 650 lm

Beam Angle: 15°

h(m)	E(lx)	D(m)
1	8012	0.27
2	2003	0.54
3	890	0.80
4	501	1.07
5	320	1.34

Dali 2

- 05.9030.40.DA
- 05.9030.14.DA
- 05.9030.ER.DA
- 05.9030.ES.DA
- 05.9030.EQ.DA

1-10V

- 05.9030.40.1V
- 05.9030.14.1V
- 05.9030.ER.1V
- 05.9030.ES.1V
- 05.9030.EQ.1V

Casambi

- 05.9030.40.CB
- 05.9030.14.CB
- 05.9030.ER.CB
- 05.9030.ES.CB
- 05.9030.EQ.CB

Optic Spot - 3000K

On board dimmer

- 05.9035.40
- 05.9035.14
- 05.9035.ER
- 05.9035.ES
- 05.9035.EQ

15° SPOT

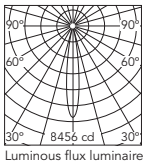

Luminous flux luminaire 686 lm

Beam Angle: 15°

h(m)	E(lx)	D(m)
1	8456	0.27
2	2114	0.54
3	940	0.80
4	528	1.07
5	338	1.34

Dali 2

- 05.9035.40.DA
- 05.9035.14.DA
- 05.9035.ER.DA
- 05.9035.ES.DA
- 05.9035.EQ.DA

1-10V

- 05.9035.40.1V
- 05.9035.14.1V
- 05.9035.ER.1V
- 05.9035.ES.1V
- 05.9035.EQ.1V

Casambi

- 05.9035.40.CB
- 05.9035.14.CB
- 05.9035.ER.CB
- 05.9035.ES.CB
- 05.9035.EQ.CB

Optic Medium - 2700K

On board dimmer

- 05.9031.40
- 05.9031.14
- 05.9031.ER
- 05.9031.ES
- 05.9031.EQ

21° MEDIUM

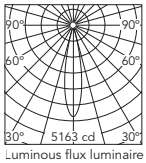

Luminous flux luminaire 645 lm

Beam Angle: 21°

h(m)	E(lx)	D(m)
1	5163	0.36
2	1291	0.73
3	574	1.09
4	323	1.46
5	207	1.82

Dali 2

- 05.9031.40.DA
- 05.9031.14.DA
- 05.9031.ER.DA
- 05.9031.ES.DA
- 05.9031.EQ.DA

1-10V

- 05.9031.40.1V
- 05.9031.14.1V
- 05.9031.ER.1V
- 05.9031.ES.1V
- 05.9031.EQ.1V

Casambi

- 05.9031.40.CB
- 05.9031.14.CB
- 05.9031.ER.CB
- 05.9031.ES.CB
- 05.9031.EQ.CB

Optic Medium - 3000K

On board dimmer

- 05.9036.40
- 05.9036.14
- 05.9036.ER
- 05.9036.ES
- 05.9036.EQ

21° MEDIUM

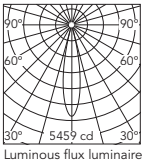

Luminous flux luminaire 682 lm

Beam Angle: 21°

h(m)	E(lx)	D(m)
1	5459	0.36
2	1365	0.73
3	607	1.09
4	341	1.46
5	218	1.82

Dali 2

- 05.9036.40.DA
- 05.9036.14.DA
- 05.9036.ER.DA
- 05.9036.ES.DA
- 05.9036.EQ.DA

1-10V

- 05.9036.40.1V
- 05.9036.14.1V
- 05.9036.ER.1V
- 05.9036.ES.1V
- 05.9036.EQ.1V

Casambi

- 05.9036.40.CB
- 05.9036.14.CB
- 05.9036.ER.CB
- 05.9036.ES.CB
- 05.9036.EQ.CB

Optic Flood - 2700K

On board dimmer

- 05.9032.40
- 05.9032.14
- 05.9032.ER
- 05.9032.ES
- 05.9032.EQ

Dali 2

- 05.9032.40.DA
- 05.9032.14.DA
- 05.9032.ER.DA
- 05.9032.ES.DA
- 05.9032.EQ.DA

1-10V

- 05.9032.40.1V
- 05.9032.14.1V
- 05.9032.ER.1V
- 05.9032.ES.1V
- 05.9032.EQ.1V

Casambi

- 05.9032.40.CB
- 05.9032.14.CB
- 05.9032.ER.CB
- 05.9032.ES.CB
- 05.9032.EQ.CB

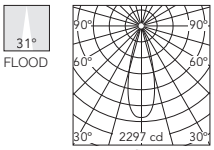

FLOOD

Luminous flux luminaire
646 lm

Beam Angle: 31°

h(m)	E(lx)	D(m)
1	2296	0.56
2	574	1.11
3	255	1.67
4	144	2.22
5	92	2.78

Optic Flood - 3000K

On board dimmer

- 05.9037.40
- 05.9037.14
- 05.9037.ER
- 05.9037.ES
- 05.9037.EQ

Dali 2

- 05.9037.40.DA
- 05.9037.14.DA
- 05.9037.ER.DA
- 05.9037.ES.DA
- 05.9037.EQ.DA

1-10V

- 05.9037.40.1V
- 05.9037.14.1V
- 05.9037.ER.1V
- 05.9037.ES.1V
- 05.9037.EQ.1V

Casambi

- 05.9037.40.CB
- 05.9037.14.CB
- 05.9037.ER.CB
- 05.9037.ES.CB
- 05.9037.EQ.CB

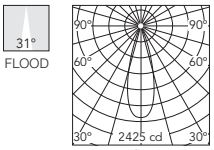

FLOOD

Luminous flux luminaire
682 lm

Beam Angle: 31°

h(m)	E(lx)	D(m)
1	2424	0.56
2	606	1.11
3	269	1.67
4	152	2.22
5	97	2.78

Light Shadow Spot 60

Light Source: Super Spot: LED Array 10W - 799 lm - 2700K/CRI 90 / 10W - 844 lm - 3000K/CRI 90
S/M/F/WF: LED Array 20W - 1563 lm - 2700K/CRI 90 / 20W - 1751 lm - 3000K/CRI 90

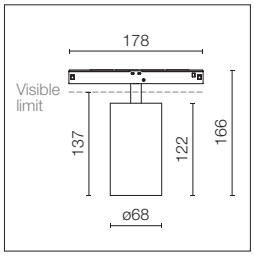

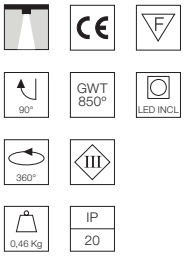

Modulo d'illuminazione LED focale da installare nel sistema The Tracking Magnet
Per il controllo senza fili dell'apparecchio selezionare la versione Casambi integrated.
Accessori disponibili (schermo nido d'ape e filtri dicroici CCT).

LED accent lighting module for installation in The Tracking Magnet system.
For wireless control of luminaires, please select Casambi integrated versions.
Accessories available, (honeycomb and CCT dichroic filters).

Optic Super Spot - 2700K

On board dimmer
- 05.9060.40
- 05.9060.14
- 05.9060.ER
- 05.9060.ES
- 05.9060.EQ

Dali 2
- 05.9060.40.DA
- 05.9060.14.DA
- 05.9060.ER.DA
- 05.9060.ES.DA
- 05.9060.EQ.DA

1-10V
- 05.9060.40.1V
- 05.9060.14.1V
- 05.9060.ER.1V
- 05.9060.ES.1V
- 05.9060.EQ.1V

Casambi
- 05.9060.40.CB
- 05.9060.14.CB
- 05.9060.ER.CB
- 05.9060.ES.CB
- 05.9060.EQ.CB

9° SUPER SPOT

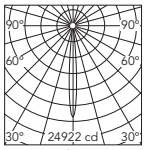

Luminous flux luminaire 765 lm

Beam Angle: 9°

h(m)	E(lx)	D(m)
1	24922	0.16
2	6230	0.32
3	2769	0.48
4	1558	0.64
5	997	0.80

Optic Super Spot - 3000K

On board dimmer
- 05.9065.40
- 05.9065.14
- 05.9065.ER
- 05.9065.ES
- 05.9065.EQ

Dali 2
- 05.9065.40.DA
- 05.9065.14.DA
- 05.9065.ER.DA
- 05.9065.ES.DA
- 05.9065.EQ.DA

1-10V
- 05.9065.40.1V
- 05.9065.14.1V
- 05.9065.ER.1V
- 05.9065.ES.1V
- 05.9065.EQ.1V

Casambi
- 05.9065.40.CB
- 05.9065.14.CB
- 05.9065.ER.CB
- 05.9065.ES.CB
- 05.9065.EQ.CB

9° SUPER SPOT

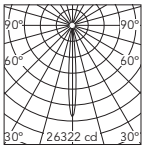

Luminous flux luminaire 808 lm

Beam Angle: 9°

h(m)	E(lx)	D(m)
1	26322	0.16
2	6581	0.32
3	2925	0.48
4	1645	0.64
5	1053	0.80

Optic Spot - 2700K

On board dimmer
- 05.9061.40
- 05.9061.14
- 05.9061.ER
- 05.9061.ES
- 05.9061.EQ

Dali 2
- 05.9061.40.DA
- 05.9061.14.DA
- 05.9061.ER.DA
- 05.9061.ES.DA
- 05.9061.EQ.DA

1-10V
- 05.9061.40.1V
- 05.9061.14.1V
- 05.9061.ER.1V
- 05.9061.ES.1V
- 05.9061.EQ.1V

Casambi
- 05.9061.40.CB
- 05.9061.14.CB
- 05.9061.ER.CB
- 05.9061.ES.CB
- 05.9061.EQ.CB

15° SPOT

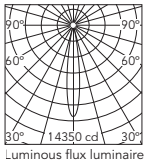

Luminous flux luminaire 1251 lm

Beam Angle: 15°

h(m)	E(lx)	D(m)
1	14350	0.27
2	3587	0.54
3	1594	0.81
4	897	1.09
5	574	1.36

Optic Spot - 3000K

On board dimmer
- 05.9066.40
- 05.9066.14
- 05.9066.ER
- 05.9066.ES
- 05.9066.EQ

Dali 2
- 05.9066.40.DA
- 05.9066.14.DA
- 05.9066.ER.DA
- 05.9066.ES.DA
- 05.9066.EQ.DA

1-10V
- 05.9066.40.1V
- 05.9066.14.1V
- 05.9066.ER.1V
- 05.9066.ES.1V
- 05.9066.EQ.1V

Casambi
- 05.9066.40.CB
- 05.9066.14.CB
- 05.9066.ER.CB
- 05.9066.ES.CB
- 05.9066.EQ.CB

15° SPOT

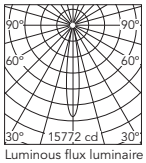

Luminous flux luminaire 1375 lm

Beam Angle: 15°

h(m)	E(lx)	D(m)
1	15772	0.27
2	3943	0.54
3	1752	0.81
4	986	1.09
5	631	1.36

Optic Medium - 2700K

On board dimmer

- 05.9062.40
- 05.9062.14
- 05.9062.ER
- 05.9062.ES
- 05.9062.EQ

Dali 2

- 05.9062.40.DA
- 05.9062.14.DA
- 05.9062.ER.DA
- 05.9062.ES.DA
- 05.9062.EQ.DA

1-10V

- 05.9062.40.1V
- 05.9062.14.1V
- 05.9062.ER.1V
- 05.9062.ES.1V
- 05.9062.EQ.1V

Casambi

- 05.9062.40.CB
- 05.9062.14.CB
- 05.9062.ER.CB
- 05.9062.ES.CB
- 05.9062.EQ.CB

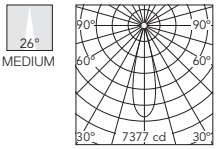

Luminous flux luminaire
1298 lm

Beam Angle: 26°

h(m)	E(lx)	D(m)
1	7377	0.45
2	1844	0.91
3	820	1.36
4	461	1.82
5	295	2.27

Optic Medium - 3000K

On board dimmer

- 05.9067.40
- 05.9067.14
- 05.9067.ER
- 05.9067.ES
- 05.9067.EQ

Dali 2

- 05.9067.40.DA
- 05.9067.14.DA
- 05.9067.ER.DA
- 05.9067.ES.DA
- 05.9067.EQ.DA

1-10V

- 05.9067.40.1V
- 05.9067.14.1V
- 05.9067.ER.1V
- 05.9067.ES.1V
- 05.9067.EQ.1V

Casambi

- 05.9067.40.CB
- 05.9067.14.CB
- 05.9067.ER.CB
- 05.9067.ES.CB
- 05.9067.EQ.CB

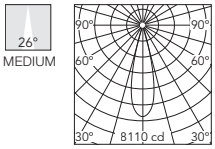

Luminous flux luminaire
1427 lm

Beam Angle: 26°

h(m)	E(lx)	D(m)
1	8110	0.45
2	2027	0.91
3	901	1.36
4	507	1.82
5	324	2.27

Optic Flood - 2700K

On board dimmer

- 05.9063.40
- 05.9063.14
- 05.9063.ER
- 05.9063.ES
- 05.9063.EQ

Dali 2

- 05.9063.40.DA
- 05.9063.14.DA
- 05.9063.ER.DA
- 05.9063.ES.DA
- 05.9063.EQ.DA

1-10V

- 05.9063.40.1V
- 05.9063.14.1V
- 05.9063.ER.1V
- 05.9063.ES.1V
- 05.9063.EQ.1V

Casambi

- 05.9063.40.CB
- 05.9063.14.CB
- 05.9063.ER.CB
- 05.9063.ES.CB
- 05.9063.EQ.CB

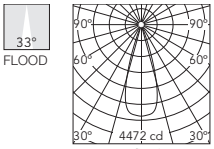

Luminous flux luminaire
1304 lm

Beam Angle: 33°

h(m)	E(lx)	D(m)
1	4472	0.60
2	1118	1.20
3	497	1.80
4	279	2.40
5	179	3.00

Optic Flood - 3000K

On board dimmer

- 05.9068.40
- 05.9068.14
- 05.9068.ER
- 05.9068.ES
- 05.9068.EQ

Dali 2

- 05.9068.40.DA
- 05.9068.14.DA
- 05.9068.ER.DA
- 05.9068.ES.DA
- 05.9068.EQ.DA

1-10V

- 05.9068.40.1V
- 05.9068.14.1V
- 05.9068.ER.1V
- 05.9068.ES.1V
- 05.9068.EQ.1V

Casambi

- 05.9068.40.CB
- 05.9068.14.CB
- 05.9068.ER.CB
- 05.9068.ES.CB
- 05.9068.EQ.CB

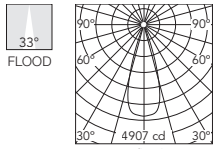

Luminous flux luminaire
1431 lm

Beam Angle: 33°

h(m)	E(lx)	D(m)
1	4907	0.60
2	1227	1.20
3	545	1.80
4	307	2.40
5	196	3.00

Light Shadow Spot 60

Light Source: Super Spot: LED Array 10W - 799 lm - 2700K/CRI 90 / 10W - 844 lm - 3000K/CRI 90
S/M/F/WF: LED Array 20W - 1563 lm - 2700K/CRI 90 / 20W - 1751 lm - 3000K/CRI 90

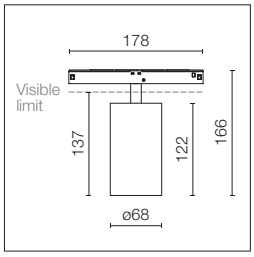

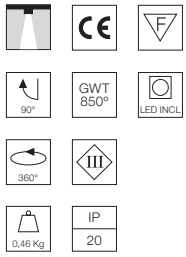

Modulo d'illuminazione LED focale da installare nel sistema The Tracking Magnet
Per il controllo senza fili dell'apparecchio selezionare la versione Casambi integrated.
Accessori disponibili (schermo nido d'ape e filtri dicroici CCT).

LED accent lighting module for installation in The Tracking Magnet system.
For wireless control of luminaires, please select Casambi integrated versions.
Accessories available, (honeycomb and CCT dichroic filters).

Optic Wide Flood - 2700K

On board dimmer

- 05.9064.40
- 05.9064.14
- 05.9064.ER
- 05.9064.ES
- 05.9064.EQ

Dali 2

- 05.9064.40.DA
- 05.9064.14.DA
- 05.9064.ER.DA
- 05.9064.ES.DA
- 05.9064.EQ.DA

1-10V

- 05.9064.40.1V
- 05.9064.14.1V
- 05.9064.ER.1V
- 05.9064.ES.1V
- 05.9064.EQ.1V

Casambi

- 05.9064.40.CB
- 05.9064.14.CB
- 05.9064.ER.CB
- 05.9064.ES.CB
- 05.9064.EQ.CB

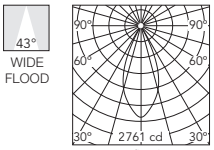

Luminous flux luminaire
1268 lm

Beam Angle: 43°

h(m)	E(lx)	D(m)
1	2761	0.79
2	690	1.59
3	307	2.38
4	173	3.17
5	110	3.97

Optic Wide Flood - 3000K

On board dimmer

- 05.9069.40
- 05.9069.14
- 05.9069.ER
- 05.9069.ES
- 05.9069.EQ

Dali 2

- 05.9069.40.DA
- 05.9069.14.DA
- 05.9069.ER.DA
- 05.9069.ES.DA
- 05.9069.EQ.DA

1-10V

- 05.9069.40.1V
- 05.9069.14.1V
- 05.9069.ER.1V
- 05.9069.ES.1V
- 05.9069.EQ.1V

Casambi

- 05.9069.40.CB
- 05.9069.14.CB
- 05.9069.ER.CB
- 05.9069.ES.CB
- 05.9069.EQ.CB

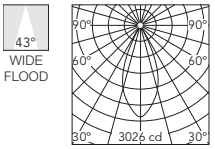

Luminous flux luminaire
1390 lm

Beam Angle: 43°

h(m)	E(lx)	D(m)
1	3026	0.79
2	757	1.59
3	336	2.38
4	189	3.17
5	121	3.97

Accessori / Accessories

Light Shadow Spot 30

Pannello nido d'ape	Honeycomb		08.0790.00
Filtro bicromatico CCT	Dichroic CCT Filter		Increase 2700K >> 3125±75K 3000K >> 3600±75K 08.0791.00
			Decrease 2700K >> 2450±75K 3000K >> 2700±75K 08.0792.00

Light Shadow Spot 45

Pannello nido d'ape	Honeycomb		08.0793.00
Filtro bicromatico CCT	Dichroic CCT Filter		Increase 2700K >> 3125±75K 3000K >> 3600±75K 08.0794.00
			Decrease 2700K >> 2450±75K 3000K >> 2700±75K 08.0795.00

Light Shadow Spot 60

Pannello nido d'ape	Honeycomb		Super Spot 08.0175.14
			Spot / Medium / Flood / Wide Flood 08.0176.14
Filtro bicromatico CCT	Dichroic CCT Filter		Increase Super Spot 2700K >> 3125±75K 3000K >> 3600±75K 08.0796.00
			Spot / Medium / Flood / Wide Flood 2700K >> 3125±75K 3000K >> 3600±75K 08.0798.00
			Decrease Super Spot 2700K >> 2450±75K 3000K >> 2700±75K 08.0797.00
			Spot / Medium / Flood / Wide Flood 2700K >> 2450±75K 3000K >> 2700±75K 08.0799.00

Wallee Designed By Niels Bendtsen

Light Source: Top LED 10W - 773 lm - 2700K/CRI 90 / 10W - 818 lm - 3000K/CRI 90

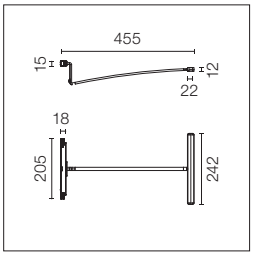

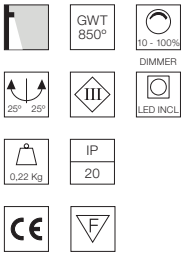

Modulo di illuminazione LED da installare nel sistema The Tracking Magnet.
Per il controllo bluetooth dei moduli luminosi selezionare le versioni con Casambi integrato.

Per l'installazione di Wallee, può essere necessaria una regolazione manuale da parte del cliente/ installatore. Le informazioni si trovano nel manuale di istruzioni. Permesso solo per installazioni con Tracking Magnet Recessed e in orizzontale.
Include supporto per quadri fino a 5 kg.

Lighting LED module to be installed in The Tracking Magnet System.
For wireless lighting control, choose integrated Casambi versions.

When installing Wallee, it may require a manual adjustment by the client/installer. Find information on how to carry out this adjustment in the instruction sheets.
Only allowed with Tracking Magnet Recessed and horizontal installation.
Includes frame holder up to 5kg.

2700K
On board dimmer
03.8090.40
03.8090.14

*Casambi
03.8090.40.CB
03.8090.14.CB

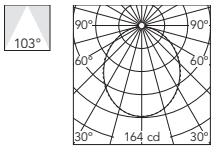

Luminous flux luminaire
431 lm

Beam Angle: 103°

h(m)	E(lx)	D(m)
1	164	2.50
2	41	5.00
3	18	7.49
4	10	9.99
5	7	12.49

3000K
On board dimmer
03.8091.40
03.8091.14

*Casambi
03.8091.40.CB
03.8091.14.CB

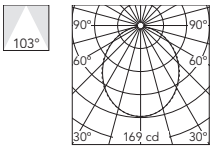

Luminous flux luminaire
446 lm

Beam Angle: 103°

h(m)	E(lx)	D(m)
1	169	2.50
2	42	5.00
3	19	7.49
4	11	9.99
5	7	12.49

* Il sistema di controllo degli apparecchi i versione Casambi si regola direttamente tramite bluetooth con l'applicazione dedicata FLOS Control® by Casambi / The control system with the Casambi version of light fixtures is directly and individually regulated wirelessly using the application FLOS Control® by Casambi.

NEW

Multi Spot Mini

Light Source: Power LED 7W - 635 lm - 2700K/CRI 90 / 7W - 650 lm - 3000K/CRI 90

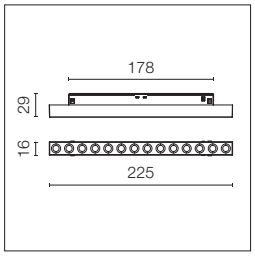

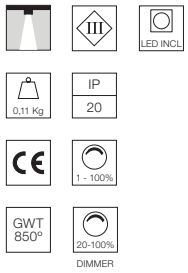

Modulo di illuminazione a LED con 14 faretti e ad abbagliamento limitato da installare nel sistema The Tracking Magnet.
Per il controllo bluetooth dei moduliluminosi selezionare le versioni con Casambi integrato.

LED lighting module with 14 spotlights and low glare, to be installed in The Tracking Magnet system.
For wireless lighting control, choose integrated Casambi versions.

Optic Spot - 2700K

On board dimmer
- 05.3550.40
- 05.3550.14

Dali 2
- 05.3550.40.DA
- 05.3550.14.DA

1-10V
- 05.3550.40.1V
- 05.3550.14.1V

*Casambi
- 05.3550.40.CB
- 05.3550.14.CB

15° SPOT

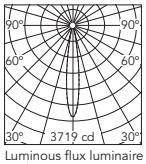

Luminous flux luminaire 398 lm (EXTREME CUT OFF)

Beam Angle: 15°

h(m)	E(lx)	D(m)
1	3719	0.27
2	930	0.54
3	413	0.81
4	232	1.08
5	149	1.35

Optic Spot - 3000K

On board dimmer
- 05.3551.40
- 05.3551.14

Dali 2
- 05.3551.40.DA
- 05.3551.14.DA

1-10V
- 05.3551.40.1V
- 05.3551.14.1V

*Casambi
- 05.3551.40.CB
- 05.3551.14.CB

15° SPOT

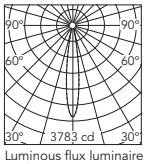

Luminous flux luminaire 405 lm (EXTREME CUT OFF)

Beam Angle: 15°

h(m)	E(lx)	D(m)
1	3783	0.27
2	946	0.54
3	420	0.81
4	236	1.08
5	151	1.35

Optic Medium - 2700K

On board dimmer
- 05.3552.40
- 05.3552.14

Dali 2
- 05.3552.40.DA
- 05.3552.14.DA

1-10V
- 05.3552.40.1V
- 05.3552.14.1V

*Casambi
- 05.3552.40.CB
- 05.3552.14.CB

20° MEDIUM

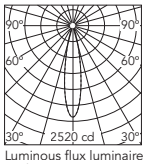

Luminous flux luminaire 424 lm (EXTREME CUT OFF)

Beam Angle: 20°

h(m)	E(lx)	D(m)
1	2520	0.36
2	630	0.72
3	280	1.08
4	158	1.44
5	101	1.80

Optic Medium - 3000K

On board dimmer
- 05.3553.40
- 05.3553.14

Dali 2
- 05.3553.40.DA
- 05.3553.14.DA

1-10V
- 05.3553.40.1V
- 05.3553.14.1V

*Casambi
- 05.3553.40.CB
- 05.3553.14.CB

20° MEDIUM

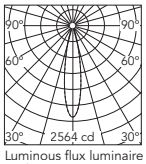

Luminous flux luminaire 431 lm (EXTREME CUT OFF)

Beam Angle: 20°

h(m)	E(lx)	D(m)
1	2564	0.36
2	641	0.72
3	285	1.08
4	160	1.44
5	103	1.80

Optic Flood - 2700K

On board dimmer
- 05.3554.40
- 05.3554.14

Dali 2
- 05.3554.40.DA
- 05.3554.14.DA

1-10V
- 05.3554.40.1V
- 05.3554.14.1V

*Casambi
- 05.3554.40.CB
- 05.3554.14.CB

32° FLOOD

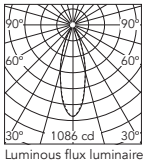

Luminous flux luminaire 391 lm (EXTREME CUT OFF)

Beam Angle: 32°

h(m)	E(lx)	D(m)
1	1086	0.58
2	271	1.15
3	121	1.73
4	68	2.30
5	43	2.88

Optic Flood - 3000K

On board dimmer
- 05.3555.40
- 05.3555.14

Dali 2
- 05.3555.40.DA
- 05.3555.14.DA

1-10V
- 05.3555.40.1V
- 05.3555.14.1V

*Casambi
- 05.3555.40.CB
- 05.3555.14.CB

32° FLOOD

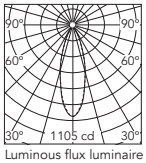

Luminous flux luminaire 397 lm (EXTREME CUT OFF)

Beam Angle: 32°

h(m)	E(lx)	D(m)
1	1105	0.58
2	276	1.15
3	123	1.73
4	69	2.30
5	44	2.88

* Il sistema di controllo degli apparecchi i versione Casambi si regola direttamente tramite bluetooth con l'applicazione dedicata FLOS Control® by Casambi / The control system with the Casambi version of light fixtures is directly and individually regulated wirelessly using the application FLOS Control® by Casambi.

Multifunction Smart Device

Dispositivo intelligente multifunzione. Triplice funzionalità 3x1: ripetitore di segnale Casambi, sensore per l'illuminazione d'ambiente e rilevatore di presencia. FLOS Control® by Casambi.

Multifunction Smart Device. Triple functionality 3x1: Casambi signal repeater, light sensor and presence detector. FLOS Control® by Casambi.

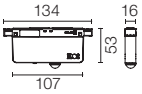

06.1988.40
06.1988.14

Multifunction Smart Device. Triple Functionality 3x1

Repeater

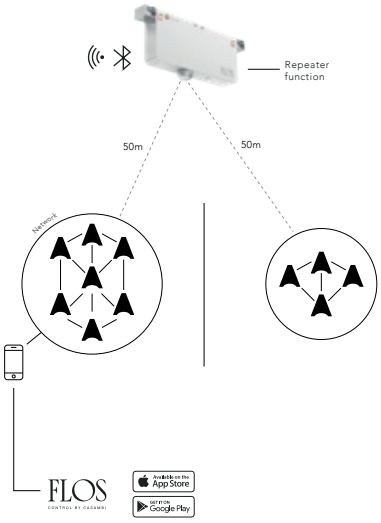

Daylight Sensor

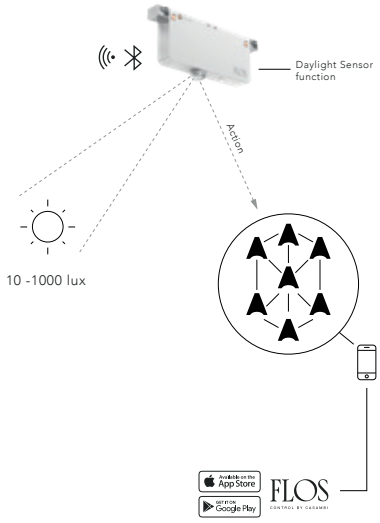

Presence Sensor

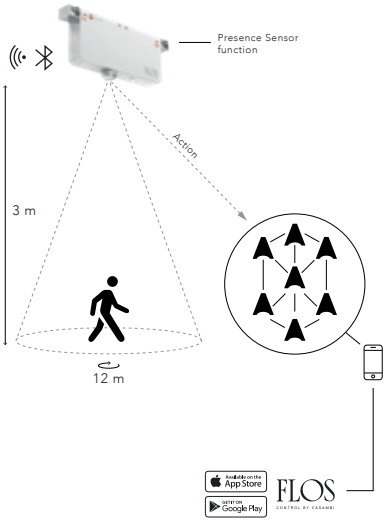

▲ Casambi object

NEW

THE TRACKING POWER EVO

DESIGNED BY FLOS ARCHITECTURAL

14 Nero
14 Black

LIGHT MODULES

UT PRO 150

LIGHT SOURCE
LED ARRAY
21W
2524 lm
3000K/CRI 80
2183 lm
3000K/CRI 90
2360 lm
4000K/CRI 90

UT PRO 175

LIGHT SOURCE
LED ARRAY
46,5W
4740 lm
3000K/CRI 80
3960 lm
3000K/CRI 90
4278 lm
4000K/CRI 90

UT PRO WALL-WASHER

LIGHT SOURCE
TOP LED
25,5W
2700 lm
3000K/CRI 90
2900 lm
4000K/CRI 90

WORKMATES IN-TRACK SMALL

LIGHT SOURCE
POWER LED
HIGH EFFICIENCY
Up to 15,5W
CRI 90
1817 lm / 3000K
1831 lm / 3500K
1858 lm / 4000K

LIGHT SOURCE
POWER LED
FULL SPECTRUM
Up to 15,5W
CRI 98
1346 lm / 3000K
1357 lm / 3500K
1369 lm / 4000K

WORKMATES IN-TRACK LARGE

LIGHT SOURCE
POWER LED
HIGH EFFICIENCY
Up to 22W
CRI 90
2726 lm / 3000K
2758 lm / 3500K
2786 lm / 4000K

LIGHT SOURCE
POWER LED
FULL SPECTRUM
Up to 22W
CRI 98
2018 lm / 3000K
2036 lm / 3500K
2053 lm / 4000K

Descrizione
Profilo trifase esclusivo per illuminazione di interni in versione integrata da soffitto per il tetto che, grazie all'impatto visivo ridotto, permette integrarsi completamente nella struttura architettonica.
I profili strutturali del Tracking Power EVO sono stati realizzati in alluminio estruso nero, provvisti di piste elettriche sulle quali si installano gli apparecchi con il sistema esclusivo di fissaggio Flos.
La famiglia Tracking Power EVO si completa con un'ampia gamma di proiettori che, abbinati a un'elettronica esclusiva integrata nel corpo dell'apparecchio di illuminazione, eliminano i volumi non necessari ottenendo così una grande integrazione.
Inoltre, per questi proiettori esistono pure dei profili con adattatori trifasici standard.

Sistema Ottico
I moduli di luce UT Pro 150 e UT Pro 175 sono disponibili con ottiche spot, medium e flood e con riflettori di vetro borosilicato ad alta efficienza incorporato.
Il modulo di luce UT Pro Wall-Washer offre una distribuzione luminosa omogenea in un bagnatore di parete ad alta prestazione.
Workmates In-Track (*Small* & *Large*).

Accessori – Gruppo funzionale UT
Disponibile crocetta di schermatura, lente ellittica, lente Flood e Honeycomb per i moduli di illuminazione d'accento UT Pro 150 e UT Pro 175.

Informazioni Aggiuntive
Le lampade 'IN TRACK' vengono installate con un adattatore di dimensioni ridotte che, dopo la sua installazione, viene perfettamente integrato nel profilo, disegnato specialmente per l'uso su profilo FLOS The Tracking Power EVO.
Ciò nonostante, queste stesse lampade sono pure disponibili con un adattatore standard Nordic GA69, da installare con i profili trifasici standard di FLOS.
Compatibilità garantita con guide trifase fabbricate da Nordic, Eutrac, Erco, Zumtobel e iGuzzini.
- UT Pro Wall-Washer:
Disponibile versione Dali con adattattore GA-600.
Grado di protezione IP20.
- Profilo:
La versione integrata da parete può essere installata solamente in tetti di cartongesso dello spessore di 12,5 mm.
Adatto ad installazioni su superfici normalmente infiammabili.

Prima di effettuare l'ordine, si consiglia di informarsi per bene sulle caratteristiche del prodotto che non sono state incluse in questo catalogo e che possono essere determinanti per il suo progetto di installazione, consultando la pagina web di Flos per professionisti, la scheda tecnica del prodotto e le istruzioni per la sua installazione e montaggio.

Conformità e Marchi di Qualità
Apparecchio conforme alla Normativa Tecnica Europea EN60598-1 e relative parti seconde.

Description
Exclusive 3-phase lighting profile for indoor use in recessed version that, thanks to its low visual impact, offers a complete integration into the architecture.
Tracking Power EVO's structural profiles are manufactured in black extruded aluminium, fitted with electric tracks where luminaries are installed using the exclusive Flos mounting system.
The Tracking Power EVO family is completed with a wide range of projectors which, combined with exclusive electronics integrated into the body of the luminaire, eliminate unnecessary volume and, as a result, have greater integration.
Moreover, the projectors are also available with standard 3-phase profiles.

Optic System
Light modules UT Pro 150 and UT Pro 175 are available with spot, medium and flood optics and a built-in high-efficiency borosilicate glass reflector.
The light module UT Pro Wall-Washer brings a uniform light distribution in a high-performance wall-washer.
Workmates In-Track (*Small* & *Large*).

Accessories – UT Modules
Shielding cylinder, elliptical lens, flood and honeycomb lens for accent lighting modules UT Pro 150 and UT Pro 175 available.

Additional Information
IN TRACK luminaries mount a compact adapter that, once installed, is completely integrated within the profile, especially designed for FLOS profile The Tracking Power EVO.
However, the same luminaries are available with a standard Nordic GA69 adapter for installation on FLOS standard 3-phase profiles FLOS.Guaranteed compatibility with 3-phase tracks manufactured by Nordic, Eutrac, Erco, Zumtobel and iGuzzini.
- UT Pro Wall-Washer:
Dali version available with GA-600 adaptor.
IP20 protection grade.
- Profile:
Recessed version that can only be installed in plasterboard ceilings that are 12,5 mm thick.
Suitable for installation on normally inflammable surfaces.

Before placing your order, please consult the product details also on the Flos professional website, in its technical data sheet and in the installation and assembly instructions to find all the information that may not be included in this catalogue or that could be relevant to your specific project or installation.

Compliance of Standards and Quality Marks
EN60598-1 European Technical Standards and any subsequent additions.

NEW

HOW TO ORDER

1 CHOOSE YOUR LENGTH



L: 1 / 2 / 3 m

2 COMPLETE WITH MOUNTING ACCESSORIES

End-Feed	L-Joint
Right or Left	Inner or Outer
Jointing Connector	**Insulating Connector**

End Cap No End-Feed

Accessories

Fast Fixing Clamp M6
(Optional)

NEW

3 SELECT A LIGHT MODULE

UT Pro 150

On board dimmer

S/M/F

UT Pro 175

On board dimmer

S/M/F

UT Pro Wall-Washer

Non dimmable

Wall-Washer

WORKMATES IN-TRACK SMALL

No DIM / DALI

WIDE FLOOD / OVAL

WORKMATES IN-TRACK LARGE

No DIM / DALI

WIDE FLOOD / OVAL

Profili

Profili trifase con impatto minimo nell'architettura, per installazioni a incasso in soffitti di cartongesso.
Profili lineari disponibili in tre lunghezze: 1 / 2 / 3 m.
Disponibili angoli a 90° sullo stesso piano (diversi elementi per angolo sinistro e destro).
Necessario connettore intermedio lineare per collegare i vari profili.
Connettori di alimentazione disponibili per installazione su lato sinistro o destro.
Il fissaggio del Tracking Power EVO si effettua avvitando le ali del profilo alla superficie del cartongesso, aiutandosi con i profili di alluminio di fissaggio.
Il kit di fissaggio a soffitto regolabile (opzionale) consente l'installazione senza la necessità di profili di fissaggio in alluminio. Consigliato per impianti in cui si può installare il profilo Tracking Power EVO prima del controsoffitto in cartongesso.

Profiles

Three-phase profile with minimum impact on the architecture for embedded installations in plasterboard ceilings.
Linear profiles available in three lengths: 1 / 2 / 3 m.
90° corners on the same plane are also available (different elements for the left and right corners).
A linear intermediate connector is required to connect several profiles. Power supply connectors available for the installation on the left or right-hand side.
The fastening of the Tracking Power EVO is performed by screwing the sides of the profile to the plasterboard surface, aided by aluminium fastening profiles.
The adjustable ceiling fastening kit (optional) permits the installation without the need for fastening aluminium profiles. Recommended for installations where the Tracking Power EVO profile can be installed before the suspended plasterboard.



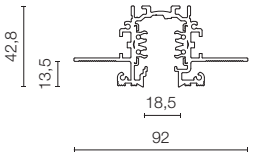

L: 1000 mm
ATP0001A0EAB1
L: 2000 mm
ATP0002A0EAB1
L: 3000 mm
ATP0003A0EAB1

L: 1 m / 2 m / 3 m

Angolo 90°.
Con connessione di alimentazione elettrica.

90° Corner.
With electrical feeding connection.

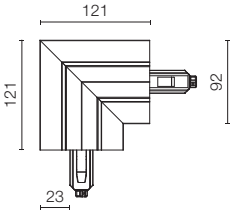

L-Joint Inner
ATP0105A0EAB1
L-Joint Outer
ATP0106A0EAB1

Connettore di alimentazione.
Coperchio incluso.

Feed connector. End cap included.

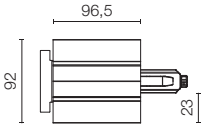

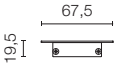

End-Feed Right
ATP0101A0EAB1
End-Feed Left
ATP0102A0EAB1

Giunto passante.

Jointing Connector.

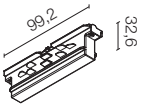

ATP0103A0EAB1

Connettore isolante.

Insulating Connector.

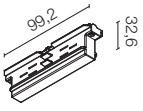

ATP0104A0EAB1

NEW

Tronchese per taglio conduttori del binario.

Cutting tool for track conductors.

ATP0201A0EAZZ

Terminale di chiusura.

End Cap.

ATP0205A0EAB1

Kit di fissaggio a soffitto regolabile (opzionale). Kit da 2 unità.

Adjustable ceiling kit (optional).
2 unit kit.

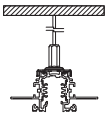

ATP0202A0EAB1

Profile (mm)	Quantities Ceiling Kit
1000	1
2000	2
3000	3

THE TRACKING POWER EVO — INSTALLATION

Per garantire la sicurezza elettrica dell'impianto, il profilo di Tracking Power EVO è asimmetrico e offre una forma unica per l'installazione degli apparecchi d'illuminazione.
Nello schema viene illustrata la posizione del binario neutra (linea rossa) per le diverse configurazioni possibili, che si deve comporre in base ai requisiti di ciascun impianto, rispettando la continuità elettrica.

The Tracking Power EVO profile is asymmetric to ensure the electric safety in the installation, and it provides a unique form in the installation of luminaires.
The diagram shows the position of the neutral track (red line) for the different possible configurations, which must be composed according to the requirements for each installation, respecting the electric continuity.

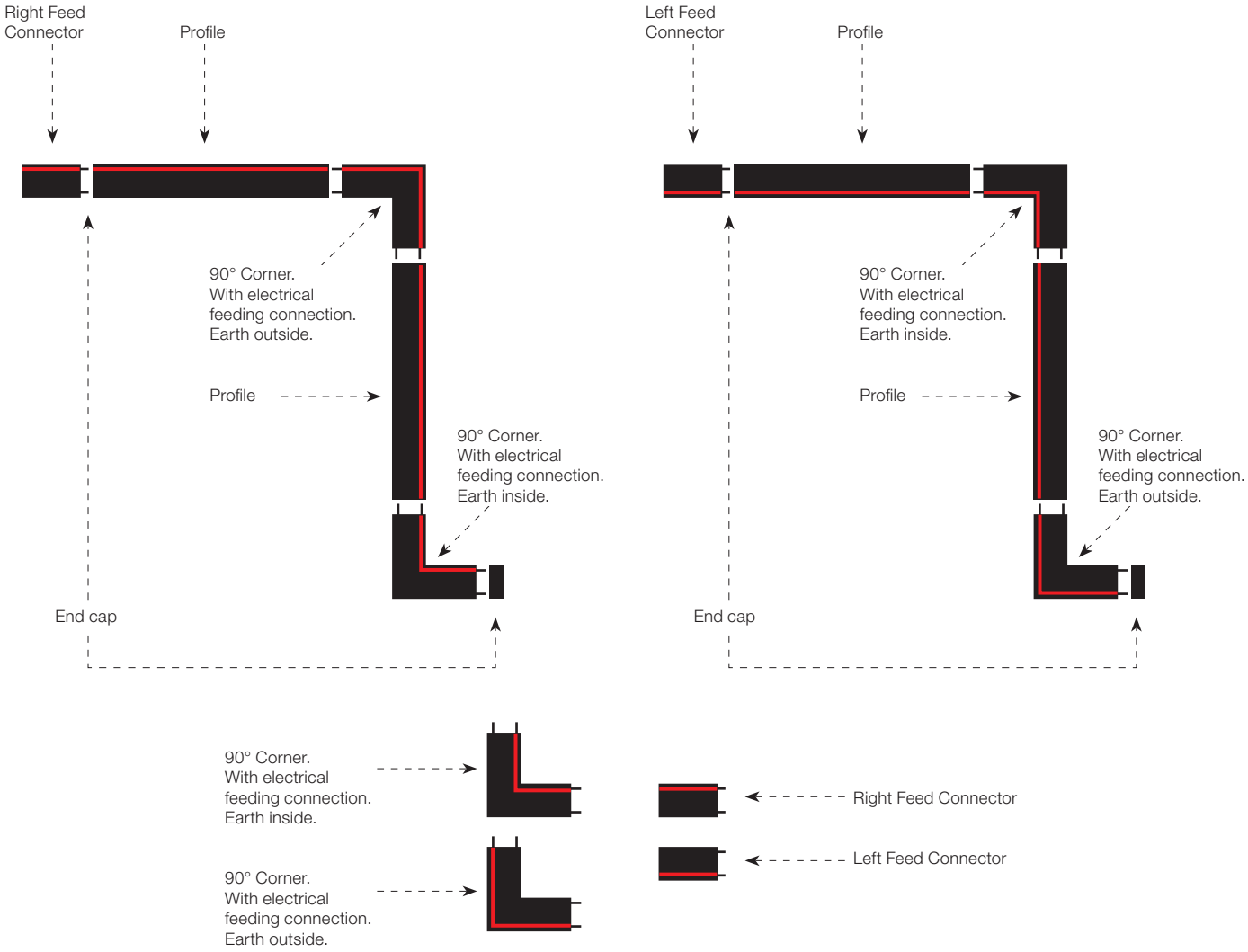

UT Pro 150

Light Source: LED Array 21W - 2524 lm - 3000K/CRI 80 / 21W - 2183 lm - 3000K/CRI 90 / 21W - 2360 lm - 4000K/CRI 90

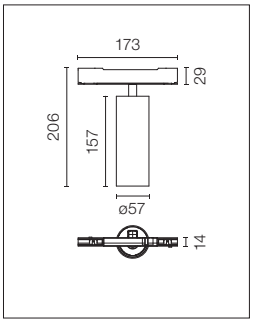

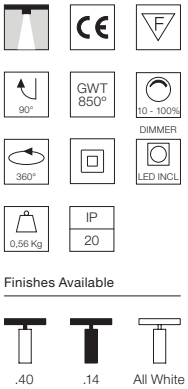

Proiettore per installazione su profilo Tracking Power EVO con fonte di luce LED. Fonte di alimentazione 120-277V integrata. Riflettore ad alto rendimento compreso.

Le versioni .40 hanno l'adattatore a guida, il braccio e la parte posteriore della testa neri. Nelle versioni “all white” l’adattatore a guida, il braccio e la parte posteriore della testa sono bianchi, e solo l’anello antiabbagliamento è nero.

Spotlight to be installed in Tracking Power EVO profile with LED light source. 120-277V power supply integrated.
High performance reflector included.

.40 versions come with the track adapter, the arm and the rear of the head in black. In the "All white" versions, the track adapter, the arm, the rear of the head and the head are white. Only the anti-glare ring is black.

3000K - CRI 80
On board dimmer
- ☐ 09.7210.40C
- ■ 09.7210.14C
- All White
- ⧄ 09.7210.40C78

21° SPOT

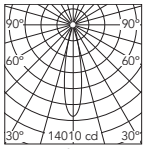

Luminous flux luminaire 2266 lm

Beam Angle:	21°	
h(m)	E(lx)	D(m)
1	14010	0.37
2	3503	0.74
3	1557	1.11
4	876	1.48
5	560	1.85

3000K - CRI 90
On board dimmer
- ☐ 09.7216.40C
- ■ 09.7216.14C
- All White
- ⧄ 09.7216.40C78

21° SPOT

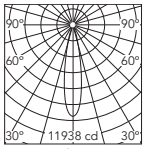

Luminous flux luminaire 1931 lm

Beam Angle:	21°	
h(m)	E(lx)	D(m)
1	11938	0.37
2	2984	0.74
3	1326	1.11
4	746	1.48
5	478	1.85

4000K - CRI 90
On board dimmer
- ☐ 09.7211.40C
- ■ 09.7211.14C
- All White
- ⧄ 09.7211.40C78

21° SPOT

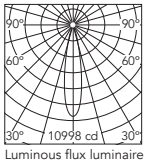

Luminous flux luminaire 1779 lm

Beam Angle:	21°	
h(m)	E(lx)	D(m)
1	10998	0.37
2	2750	0.74
3	1222	1.11
4	687	1.48
5	440	1.85

3000K - CRI 80
On board dimmer
- ☐ 09.7212.40C
- ■ 09.7212.14C
- All White
- ⧄ 09.7212.40C78

27° MEDIUM

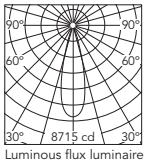

Luminous flux luminaire 1902 lm

Beam Angle:	27°	
h(m)	E(lx)	D(m)
1	8715	0.49
2	2179	0.98
3	968	1.47
4	545	1.96
5	349	2.44

3000K - CRI 90
On board dimmer
- ☐ 09.7217.40C
- ■ 09.7217.14C
- All White
- ⧄ 09.7217.40C78

27° MEDIUM

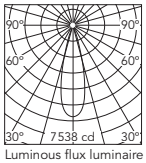

Luminous flux luminaire 1645 lm

Beam Angle:	27°	
h(m)	E(lx)	D(m)
1	7538	0.49
2	1884	0.98
3	838	1.47
4	471	1.96
5	302	2.44

4000K - CRI 90
On board dimmer
- ☐ 09.7213.40C
- ■ 09.7213.14C
- All White
- ⧄ 09.7213.40C78

27° MEDIUM

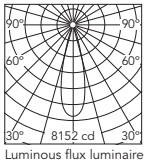

Luminous flux luminaire 1779 lm

Beam Angle:	27°	
h(m)	E(lx)	D(m)
1	8152	0.49
2	2038	0.98
3	906	1.47
4	509	1.96
5	326	2.44

3000K - CRI 80
On board dimmer
- ☐ 09.7214.40C
- ■ 09.7214.14C
- All White
- ⧄ 09.7214.40C78

35° FLOOD

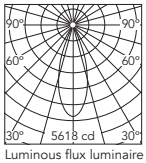

Luminous flux luminaire 1898 lm

Beam Angle:	35°	
h(m)	E(lx)	D(m)
1	5618	0.64
2	1404	1.27
3	624	1.91
4	351	2.54
5	225	3.18

3000K - CRI 90
On board dimmer
- ☐ 09.7218.40C
- ■ 09.7218.14C
- All White
- ⧄ 09.7218.40C78

36° FLOOD

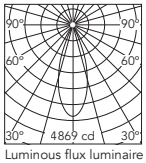

Luminous flux luminaire 1666 lm

Beam Angle:	36°	
h(m)	E(lx)	D(m)
1	4869	0.64
2	1217	1.28
3	541	1.92
4	304	2.56
5	195	3.20

4000K - CRI 90
On board dimmer
- ☐ 09.7215.40C
- ■ 09.7215.14C
- All White
- ⧄ 09.7215.40C78

36° FLOOD

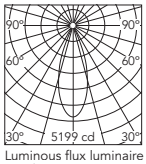

Luminous flux luminaire 1779 lm

Beam Angle:	36°	
h(m)	E(lx)	D(m)
1	5199	0.64
2	1300	1.28
3	578	1.92
4	325	2.56
5	208	3.20

UT Pro 175

Light Source: LED Array 46,5W - 4740 lm - 3000K/CRI 80 / 3960 lm - 3000K/CRI 90 / 4278 lm - 4000K/CRI 90

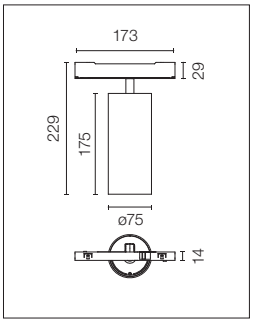

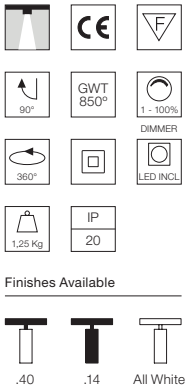

Proiettore per installazione su profilo Tracking Power EVO con fonte di luce LED. Fonte di alimentazione 120-277V integrata. Riflettore ad alto rendimento compreso.

Le versioni .40 hanno l'adattatore a guida, il braccio e la parte posteriore della testa neri. Nelle versioni “all white” l’adattatore a guida, il braccio e la parte posteriore della testa sono bianchi, e solo l’anello antiabbagliamento è nero.

Spotlight to be installed in Tracking Power EVO profile with LED light source. 120-277V power supply integrated. High performance reflector included.

.40 versions come with the track adapter, the arm and the rear of the head in black. In the "All white" versions, the track adapter, the arm, the rear of the head and the head are white. Only the anti-glare ring is black.

3000K - CRI 80
On board dimmer
09.7300.40B
09.7300.14B
All White
09.7300.40B78

20° SPOT

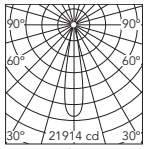

Luminous flux luminaire 3638 lm

Beam Angle:	20°	
h(m)	E(lx)	D(m)
1	21906	0.35
2	5477	0.70
3	2434	1.04
4	1369	1.39
5	876	1.74

3000K - CRI 90
On board dimmer
09.7301.40B
09.7301.14B
All White
09.7301.40B78

20° SPOT

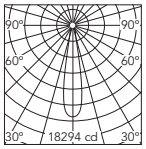

Luminous flux luminaire 3037 lm

Beam Angle:	20°	
h(m)	E(lx)	D(m)
1	18287	0.35
2	4572	0.70
3	2032	1.04
4	1143	1.39
5	731	1.74

4000K - CRI 90
On board dimmer
09.7302.40B
09.7302.14B
All White
09.7302.40B78

20° SPOT

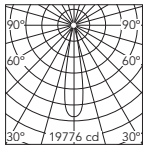

Luminous flux luminaire 3283 lm

Beam Angle:	20°	
h(m)	E(lx)	D(m)
1	19769	0.35
2	4942	0.70
3	2197	1.04
4	1236	1.39
5	791	1.74

3000K - CRI 80
On board dimmer
09.7303.40B
09.7303.14B
All White
09.7303.40B78

27° MEDIUM

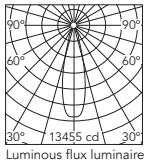

Luminous flux luminaire 3531 lm

Beam Angle:	27°	
h(m)	E(lx)	D(m)
1	13450	0.48
2	3362	0.96
3	1494	1.44
4	841	1.93
5	538	2.41

3000K - CRI 90
On board dimmer
09.7304.40B
09.7304.14B
All White
09.7304.40B78

27° MEDIUM

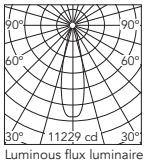

Luminous flux luminaire 2947 lm

Beam Angle:	27°	
h(m)	E(lx)	D(m)
1	11225	0.48
2	2806	0.96
3	1247	1.44
4	702	1.93
5	449	2.41

4000K - CRI 90
On board dimmer
09.7305.40B
09.7305.14B
All White
09.7305.40B78

27° MEDIUM

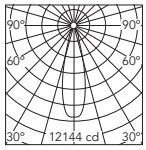

Luminous flux luminaire 3187 lm

Beam Angle:	27°	
h(m)	E(lx)	D(m)
1	12140	0.48
2	3035	0.96
3	1349	1.44
4	759	1.93
5	486	2.41

3000K - CRI 80
On board dimmer
09.7306.40B
09.7306.14B
All White
09.7306.40B78

34° FLOOD

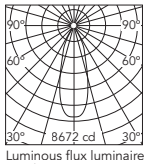

Luminous flux luminaire 3476 lm

Beam Angle:	34°	
h(m)	E(lx)	D(m)
1	8672	0.61
2	2168	1.22
3	964	1.83
4	542	2.44
5	347	3.04

3000K - CRI 90
On board dimmer
09.7307.40B
09.7307.14B
All White
09.7307.40B78

34° FLOOD

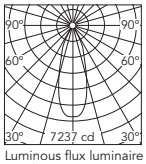

Luminous flux luminaire 2901 lm

Beam Angle:	34°	
h(m)	E(lx)	D(m)
1	7237	0.61
2	1809	1.22
3	804	1.83
4	452	2.44
5	289	3.04

4000K - CRI 90
On board dimmer
09.7308.40B
09.7308.14B
All White
09.7308.40B78

34° FLOOD

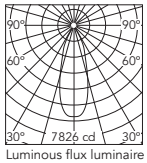

Luminous flux luminaire 3137 lm

Beam Angle:	34°	
h(m)	E(lx)	D(m)
1	7826	0.61
2	1957	1.22
3	870	1.83
4	489	2.44
5	313	3.04

UT Pro Wall-Washer

Light Source: Top LED 25,5W - 2700 lm - 3000K/CRI 90 / 25,5W - 2900 lm - 4000K/CRI 90

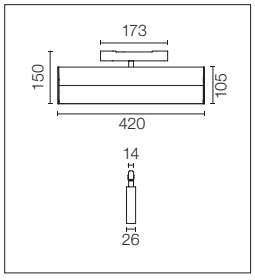

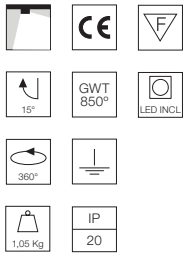

Finishes Available

.40 .14 All White

Modulo d'illuminazione Wall-Washer installabile su profilo Tracking Power EVO con fonte di luce LED. Fonte di alimentazione 220-240V integrata.

Le versioni .40 hanno l'adattatore a guida, il braccio e la parte posteriore della testa neri. Nelle versioni “all white” l’adattatore a guida, il braccio e la parte posteriore della testa sono bianchi.

Wall-Washer lighting module to be installed in Tracking Power EVO profile with LED light source. 220-240V power supply integrated.

.40 versions come with the track adapter, the arm and the rear of the head in black. In the "All white" versions, the track adapter, the arm, the rear of the head and the head are white.

3000K - CRI 90
Non Dimmable
09.7500.40A
09.7500.14A
All White
09.7500.40A78

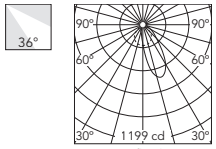

Luminous flux luminaire
1706 lm

Beam Angle: 36°

h(m)	E(lx)	D(m)
1	1199	0.78
2	300	1.56
3	133	2.34
4	75	3.12
5	48	3.90

4000K - CRI 90
Non Dimmable
09.7501.40A
09.7501.14A
All White
09.7501.40A78

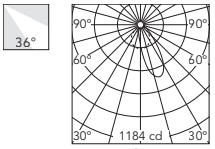

Luminous flux luminaire
1700 lm

Beam Angle: 36°

h(m)	E(lx)	D(m)
1	1184	0.76
2	296	1.52
3	132	2.28
4	74	3.04
5	47	3.80

NEW

Workmates In-Track Small

Light Source: Power LED High Efficiency
Non Dimming: 15,5W - 1817 lm - 3000K/CRI 90 / 1831 lm - 3500K/CRI 90 / 1858 lm - 4000K/CRI 90
Dali 2: 15W - 1817 lm - 3000K/CRI 90 / 1831 lm - 3500K/CRI 90 / 1858 lm - 4000K/CRI 90

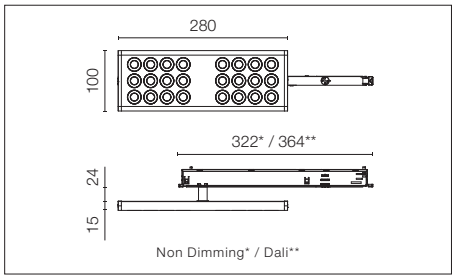

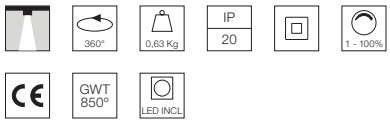

Apparecchio di illuminazione per applicazione a binario trifase, dotato di adattatore per il controllo No Dim e Dali. Sorgente luminosa *Full Spectrum* di elevata qualità nella resa cromatica. Disponibile anche nella versione per The Running Magnet. Può ruotare di 360° sull'asse del braccio posteriore per assumere qualsiasi posizione rispetto al binario (dalla posizione parallela a quella perpendicolare). UGR<19. Conforme alla EN12464 - cd/m² @ 65°<3000.

Luminaire for use on a three-phase track, with adapters for No Dim and Dali *control*. High-efficiency light source. Also available in a The Running Magnet version. This can rotate by 360° on the axis of its rear arm to reach any position relative to the track (from parallel to perpendicular). UGR<19. EN12464 - cd/m² @ 65°<3000 compliant.

Optic Wide Flood - 3000K

Non Dimming
- 05.6280.40
- 05.6280.40.78
- 05.6280.14
- 05.6280.AP

Dali 2
- 05.6280.40.DA
- 05.6280.40.YU
- 05.6280.14.DA
- 05.6280.AP.DA

76° WIDE FLOOD

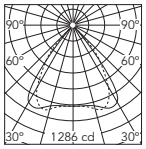

Luminous flux luminaire 1768 lm

Beam Angle: 76°

h(m)	E(lx)	D(m)
1	1143	1.55
2	286	3.10
3	127	4.66
4	71	6.21
5	46	7.76

Optic Oval - 3000K

Non Dimming
- 05.6285.40
- 05.6285.40.78
- 05.6285.14
- 05.6285.AP

Dali 2
- 05.6285.40.DA
- 05.6285.40.YU
- 05.6285.14.DA
- 05.6285.AP.DA

80° OVAL

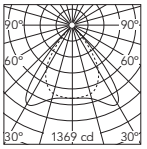

Luminous flux luminaire 1720 lm

Beam Angle: 80°

h(m)	E(lx)	D(m)
1	1096	1.67
2	274	3.34
3	122	5.00
4	68	6.67
5	44	8.34

Optic Wide Flood - 3500K

Non Dimming
- 05.6281.40
- 05.6281.40.78
- 05.6281.14
- 05.6281.AP

Dali 2
- 05.6281.40.DA
- 05.6281.40.YU
- 05.6281.14.DA
- 05.6281.AP.DA

76° WIDE FLOOD

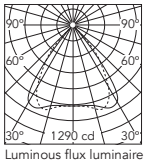

Luminous flux luminaire 1773 lm

Beam Angle: 76°

h(m)	E(lx)	D(m)
1	1146	1.55
2	286	3.10
3	127	4.66
4	72	6.21
5	46	7.76

Optic Oval - 3500K

Non Dimming
- 05.6286.40
- 05.6286.40.78
- 05.6286.14
- 05.6286.AP

Dali 2
- 05.6286.40.DA
- 05.6286.40.YU
- 05.6286.14.DA
- 05.6286.AP.DA

80° OVAL

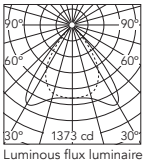

Luminous flux luminaire 1725 lm

Beam Angle: 80°

h(m)	E(lx)	D(m)
1	1099	1.67
2	275	3.34
3	122	5.00
4	69	6.67
5	44	8.34

Optic Wide Flood - 4000K

Non Dimming
- 05.6282.40
- 05.6282.40.78
- 05.6282.14
- 05.6282.AP

Dali 2
- 05.6282.40.DA
- 05.6282.40.YU
- 05.6282.14.DA
- 05.6282.AP.DA

76° WIDE FLOOD

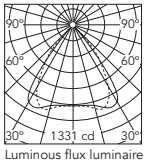

Luminous flux luminaire 1830 lm

Beam Angle: 76°

h(m)	E(lx)	D(m)
1	1183	1.55
2	296	3.10
3	131	4.66
4	74	6.21
5	47	7.76

Optic Oval - 4000K

Non Dimming
- 05.6287.40
- 05.6287.40.78
- 05.6287.14
- 05.6287.AP

Dali 2
- 05.6287.40.DA
- 05.6287.40.YU
- 05.6287.14.DA
- 05.6287.AP.DA

80° OVAL

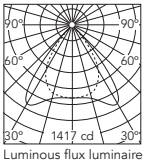

Luminous flux luminaire 1780 lm

Beam Angle: 80°

h(m)	E(lx)	D(m)
1	1134	1.67
2	283	3.34
3	126	5.00
4	71	6.67
5	45	8.34

Workmates In-Track Small

Light Source: Power LED Full Spectrum
Non Dimming: 15,5W - 1346 lm - 3000K/CRI 98 / 1357 lm - 3500K/CRI 98 / 1369 lm - 4000K/CRI 98
Dali 2: 15W - 1346 lm - 3000K/CRI 98 / 1357 lm - 3500K/CRI 98 / 1369 lm - 4000K/CRI 98

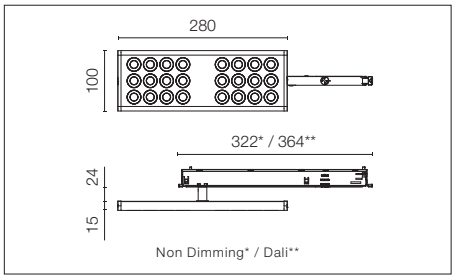

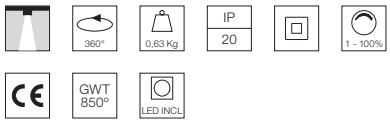

Apparecchio di illuminazione per applicazione a binario trifase, dotato di adattatore per il controllo No Dim e Dali. Sorgente luminosa *Full Spectrum* di elevata qualità nella resa cromatica. Disponibile anche nella versione per The Running Magnet. Può ruotare di 360° sull'asse del braccio posteriore per assumere qualsiasi posizione rispetto al binario (dalla posizione parallela a quella perpendicolare). UGR<19. Conforme alla EN12464 - cd/m² @ 65°<3000.

Luminaire for use on a three-phase track, with adapters for No Dim and Dali *control*. High-quality colour rendering *Full Spectrum* light source. Also available in a The Running Magnet version. This can rotate by 360° on the axis of its rear arm to reach any position relative to the track (from parallel to perpendicular). UGR<19. EN12464 - cd/m² @ 65°<3000 compliant.

Optic Wide Flood - 3000K

Non Dimming
- 05.6290.40
- 05.6290.40.78
- 05.6290.14
- 05.6290.AP

Dali 2
- 05.6290.40.DA
- 05.6290.40.YU
- 05.6290.14.DA
- 05.6290.AP.DA

76° WIDE FLOOD

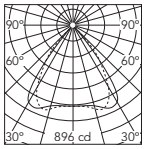

Luminous flux luminaire 1231 lm

Beam Angle: 76°

h(m)	E(lx)	D(m)
1	796	1.55
2	199	3.10
3	88	4.66
4	50	6.21
5	32	7.76

Optic Oval - 3000K

Non Dimming
- 05.6295.40
- 05.6295.40.78
- 05.6295.14
- 05.6295.AP

Dali 2
- 05.6295.40.DA
- 05.6295.40.YU
- 05.6295.14.DA
- 05.6295.AP.DA

80° OVAL

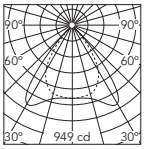

Luminous flux luminaire 1192 lm

Beam Angle: 80°

h(m)	E(lx)	D(m)
1	759	1.67
2	190	3.34
3	84	5.00
4	47	6.67
5	30	8.34

Optic Wide Flood - 3500K

Non Dimming
- 05.6291.40
- 05.6291.40.78
- 05.6291.14
- 05.6291.AP

Dali 2
- 05.6291.40.DA
- 05.6291.40.YU
- 05.6291.14.DA
- 05.6291.AP.DA

76° WIDE FLOOD

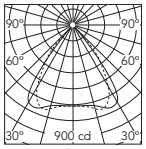

Luminous flux luminaire 1238 lm

Beam Angle: 76°

h(m)	E(lx)	D(m)
1	800	1.55
2	200	3.10
3	89	4.66
4	50	6.21
5	32	7.76

Optic Oval - 3500K

Non Dimming
- 05.6296.40
- 05.6296.40.78
- 05.6296.14
- 05.6296.AP

Dali 2
- 05.6296.40.DA
- 05.6296.40.YU
- 05.6296.14.DA
- 05.6296.AP.DA

80° OVAL

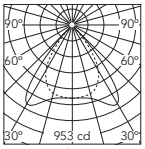

Luminous flux luminaire 1198 lm

Beam Angle: 80°

h(m)	E(lx)	D(m)
1	763	1.67
2	191	3.34
3	85	5.00
4	48	6.67
5	31	8.34

Optic Wide Flood - 4000K

Non Dimming
- 05.6292.40
- 05.6292.40.78
- 05.6292.14
- 05.6292.AP

Dali 2
- 05.6292.40.DA
- 05.6292.40.YU
- 05.6292.14.DA
- 05.6292.AP.DA

76° WIDE FLOOD

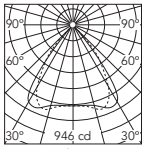

Luminous flux luminaire 1300 lm

Beam Angle: 76°

h(m)	E(lx)	D(m)
1	840	1.55
2	210	3.10
3	93	4.66
4	53	6.21
5	34	7.76

Optic Oval - 4000K

Non Dimming
- 05.6297.40
- 05.6297.40.78
- 05.6297.14
- 05.6297.AP

Dali 2
- 05.6297.40.DA
- 05.6297.40.YU
- 05.6297.14.DA
- 05.6297.AP.DA

80° OVAL

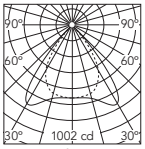

Luminous flux luminaire 1259 lm

Beam Angle: 80°

h(m)	E(lx)	D(m)
1	802	1.67
2	200	3.34
3	89	5.00
4	50	6.67
5	32	8.34

NEW

Workmates In-Track Large

Light Source: Power LED High Efficiency
Non Dimming: 21W - 2726 lm - 3000K/CRI 90 / 2758 lm - 3500K/CRI 90 / 2786 lm - 4000K/CRI 90
Dali 2: 22W - 2726 lm - 3000K/CRI 90 / 2758 lm - 3500K/CRI 90 / 2786 lm - 4000K/CRI 90

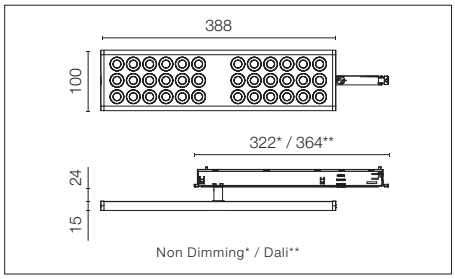

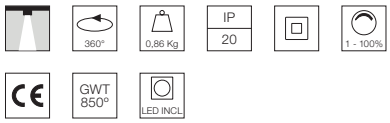

Apparecchio di illuminazione per applicazione a binario trifase, dotato di adattatore per il controllo No Dim e Dali. Sorgente luminosa *Full Spectrum* di elevata qualità nella resa cromatica. Disponibile anche nella versione per The Running Magnet. Può ruotare di 360° sull'asse del braccio posteriore per assumere qualsiasi posizione rispetto al binario (dalla posizione parallela a quella perpendicolare). UGR<19. EN12464 - cd/m² @ 65°<3000.

Luminaire for use on a three-phase track, with adapters for No Dim and Dali *control*. High-efficiency light source. Also available in a The Running Magnet version. This can rotate by 360° on the axis of its rear arm to reach any position relative to the track (from parallel to perpendicular). UGR<19. EN12464 - cd/m² @ 65°<3000 compliant.

Optic Wide Flood - 3000K

Non Dimming
- 05.6300.40
- 05.6300.40.78
- 05.6300.14
- 05.6300.AP

Dali 2
- 05.6300.40.DA
- 05.6300.40.YU
- 05.6300.14.DA
- 05.6300.AP.DA

76° WIDE FLOOD

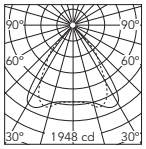

Luminous flux luminaire 2582 lm

Beam Angle:	76°	
h(m)	E(lx)	D(m)
1	1634	1.57
2	409	3.13
3	182	4.70
4	102	6.26
5	65	7.83

Optic Oval - 3000K

Non Dimming
- 05.6305.40
- 05.6305.40.78
- 05.6305.14
- 05.6305.AP

Dali 2
- 05.6305.40.DA
- 05.6305.40.YU
- 05.6305.14.DA
- 05.6305.AP.DA

80° OVAL

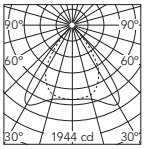

Luminous flux luminaire 2462 lm

Beam Angle:	80°	
h(m)	E(lx)	D(m)
1	1577	1.68
2	394	3.36
3	175	5.03
4	99	6.71
5	63	8.39

Optic Wide Flood - 3500K

Non Dimming
- 05.6301.40
- 05.6301.40.78
- 05.6301.14
- 05.6301.AP

Dali 2
- 05.6301.40.DA
- 05.6301.40.YU
- 05.6301.14.DA
- 05.6301.AP.DA

76° WIDE FLOOD

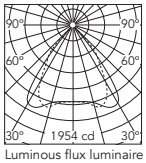

Luminous flux luminaire 2590 lm

Beam Angle:	76°	
h(m)	E(lx)	D(m)
1	1639	1.57
2	410	3.13
3	182	4.70
4	102	6.26
5	66	7.83

Optic Oval - 3500K

Non Dimming
- 05.6306.40
- 05.6306.40.78
- 05.6306.14
- 05.6306.AP

Dali 2
- 05.6306.40.DA
- 05.6306.40.YU
- 05.6306.14.DA
- 05.6306.AP.DA

80° OVAL

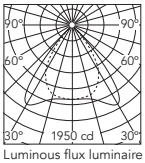

Luminous flux luminaire 2469 lm

Beam Angle:	80°	
h(m)	E(lx)	D(m)
1	1582	1.68
2	395	3.36
3	176	5.03
4	99	6.71
5	63	8.39

Optic Wide Flood - 4000K

Non Dimming
- 05.6302.40
- 05.6302.40.78
- 05.6302.14
- 05.6302.AP

Dali 2
- 05.6302.40.DA
- 05.6302.40.YU
- 05.6302.14.DA
- 05.6302.AP.DA

76° WIDE FLOOD

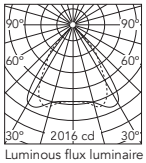

Luminous flux luminaire 2673 lm

Beam Angle:	76°	
h(m)	E(lx)	D(m)
1	1692	1.57
2	423	3.13
3	188	4.70
4	106	6.26
5	68	7.83

Optic Oval - 4000K

Non Dimming
- 05.6307.40
- 05.6307.40.78
- 05.6307.14
- 05.6307.AP

Dali 2
- 05.6307.40.DA
- 05.6307.40.YU
- 05.6307.14.DA
- 05.6307.AP.DA

80° OVAL

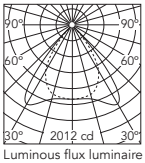

Luminous flux luminaire 2548 lm

Beam Angle:	80°	
h(m)	E(lx)	D(m)
1	1632	1.68
2	408	3.36
3	181	5.03
4	102	6.71
5	65	8.39

NEW

Workmates In-Track Large

Light Source: Power LED Full Spectrum
Non Dimming: 21W - 2018 lm - 3000K/CRI 98 / 2036 lm - 3500K/CRI 98 / 2053 lm - 4000K/CRI 98
Dali 2: 22W - 2018 lm - 3000K/CRI 98 / 2036 lm - 3500K/CRI 98 / 2053 lm - 4000K/CRI 98

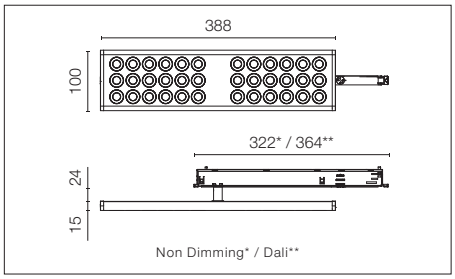

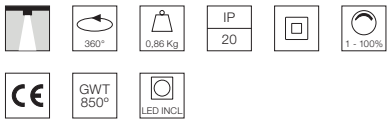

Apparecchio di illuminazione per applicazione a binario trifase, dotato di adattatore per il controllo No Dim e Dali. Sorgente luminosa *Full Spectrum* di elevata qualità nella resa cromatica. Disponibile anche nella versione per The Running Magnet. Può ruotare di 360° sull'asse del braccio posteriore per assumere qualsiasi posizione rispetto al binario (dalla posizione parallela a quella perpendicolare). UGR<19. Conforme alla EN12464 - cd/m² @ 65º<3000.

Luminaire for use on a three-phase track, with adapters for No Dim and Dali *control*. High-quality colour rendering *Full Spectrum* light source. Also available in a The Running Magnet version. This can rotate by 360° on the axis of its rear arm to reach any position relative to the track (from parallel to perpendicular). UGR<19. EN12464 - cd/m² @ 65º<3000 compliant.

Optic Wide Flood - 3000K

Non Dimming
- 05.6310.40
- 05.6310.40.78
- 05.6310.14
- 05.6310.AP

Dali 2
- 05.6310.40.DA
- 05.6310.40.YU
- 05.6310.14.DA
- 05.6310.AP.DA

75° WIDE FLOOD

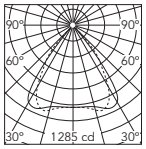

Luminous flux luminaire 1761 lm

Beam Angle:	75°
h(m) E(lx)	D(m)
1 1155	1.55
2 289	3.09
3 128	4.64
4 72	6.18
5 46	7.73

Optic Oval - 3000K

Non Dimming
- 05.6315.40
- 05.6315.40.78
- 05.6315.14
- 05.6315.AP

Dali 2
- 05.6315.40.DA
- 05.6315.40.YU
- 05.6315.14.DA
- 05.6315.AP.DA

80° OVAL

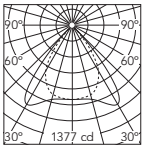

Luminous flux luminaire 1744 lm

Beam Angle:	80°
h(m) E(lx)	D(m)
1 1117	1.68
2 279	3.36
3 124	5.03
4 70	6.71
5 45	8.39

Optic Wide Flood - 3500K

Non Dimming
- 05.6311.40
- 05.6311.40.78
- 05.6311.14
- 05.6311.AP

Dali 2
- 05.6311.40.DA
- 05.6311.40.YU
- 05.6311.14.DA
- 05.6311.AP.DA

75° WIDE FLOOD

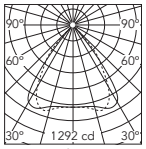

Luminous flux luminaire 1770 lm

Beam Angle:	75°
h(m) E(lx)	D(m)
1 1160	1.55
2 290	3.09
3 129	4.64
4 73	6.18
5 46	7.73

Optic Oval - 3500K

Non Dimming
- 05.6316.40
- 05.6316.40.78
- 05.6316.14
- 05.6316.AP

Dali 2
- 05.6316.40.DA
- 05.6316.40.YU
- 05.6316.14.DA
- 05.6316.AP.DA

80° OVAL

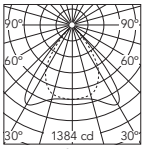

Luminous flux luminaire 1753 lm

Beam Angle:	80°
h(m) E(lx)	D(m)
1 1123	1.68
2 281	3.36
3 125	5.03
4 70	6.71
5 45	8.39

Optic Wide Flood - 4000K

Non Dimming
- 05.6312.40
- 05.6312.40.78
- 05.6312.14
- 05.6312.AP

Dali 2
- 05.6312.40.DA
- 05.6312.40.YU
- 05.6312.14.DA
- 05.6312.AP.DA

75° WIDE FLOOD

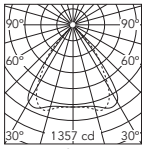

Luminous flux luminaire 1860 lm

Beam Angle:	75°
h(m) E(lx)	D(m)
1 1219	1.55
2 305	3.09
3 135	4.64
4 76	6.18
5 49	7.73

Optic Oval - 4000K

Non Dimming
- 05.6317.40
- 05.6317.40.78
- 05.6317.14
- 05.6317.AP

Dali 2
- 05.6317.40.DA
- 05.6317.40.YU
- 05.6317.14.DA
- 05.6317.AP.DA

80° OVAL

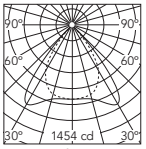

Luminous flux luminaire 1842 lm

Beam Angle:	80°
h(m) E(lx)	D(m)
1 1180	1.68
2 295	3.36
3 131	5.03
4 74	6.71
5 47	8.39

Accessori / Accessories

UT Pro 150 / UT Pro 175

Crocetta di schermatura, lenti e honeycomb direttamente installabili sulla testa dell'apparecchio di illuminazione senza necessità di accessori di fissaggio. Compatibilità di installazione di honeycomb + lente contemporaneamente.

Screening crosspiece, lenses and honeycomb directly installable on the head of the luminaire without needing any fastening accessory. Installation compatible with honeycomb + lense at the same time.

Filtro a croce antiabbagliamento.	Screening crosspiece.		UT Pro 150 08.8429.00 UT Pro 175 08.9108.00
Lente ellittica.	Elliptical lens.		UT Pro 150 08.8431.00 UT Pro 175 08.9109.00
Lente flood.	Flood lens.		UT Pro 150 08.8432.00 UT Pro 175 08.9110.00
Honeycomb.	Honeycomb.		UT Pro 150 08.8428.00 UT Pro 175 08.9107.00
Cono di schermatura.	Snoot shielding cone.	29	UT Pro 150 08.0526.00 08.0526.40 08.0526.BW
		35	UT Pro 175 08.9111.00

WALL-WASHER INSTALLATION

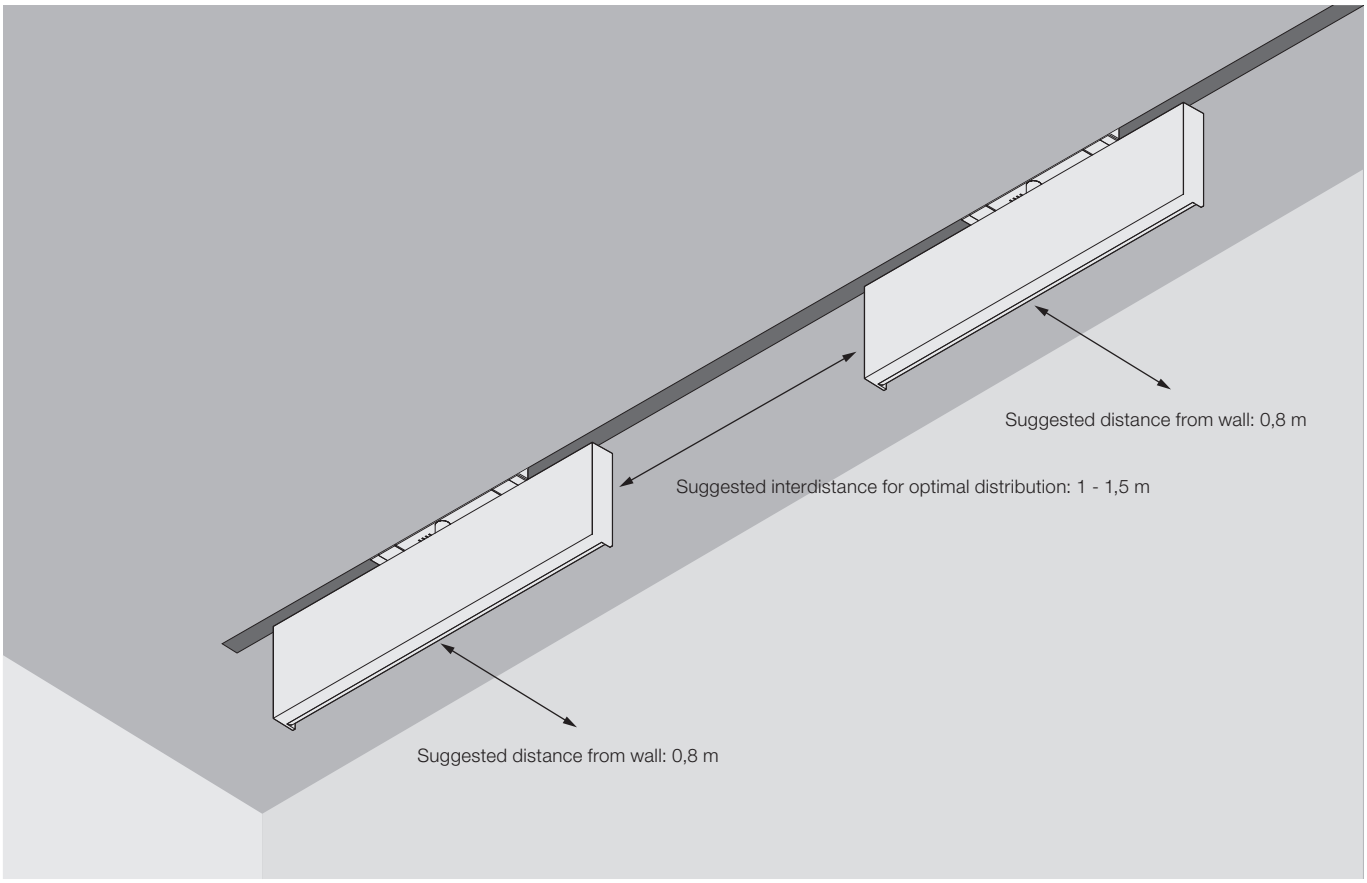

THE FAST TRACK

DESIGNED BY FLOS ARCHITECTURAL

RECESSED

SURFACE

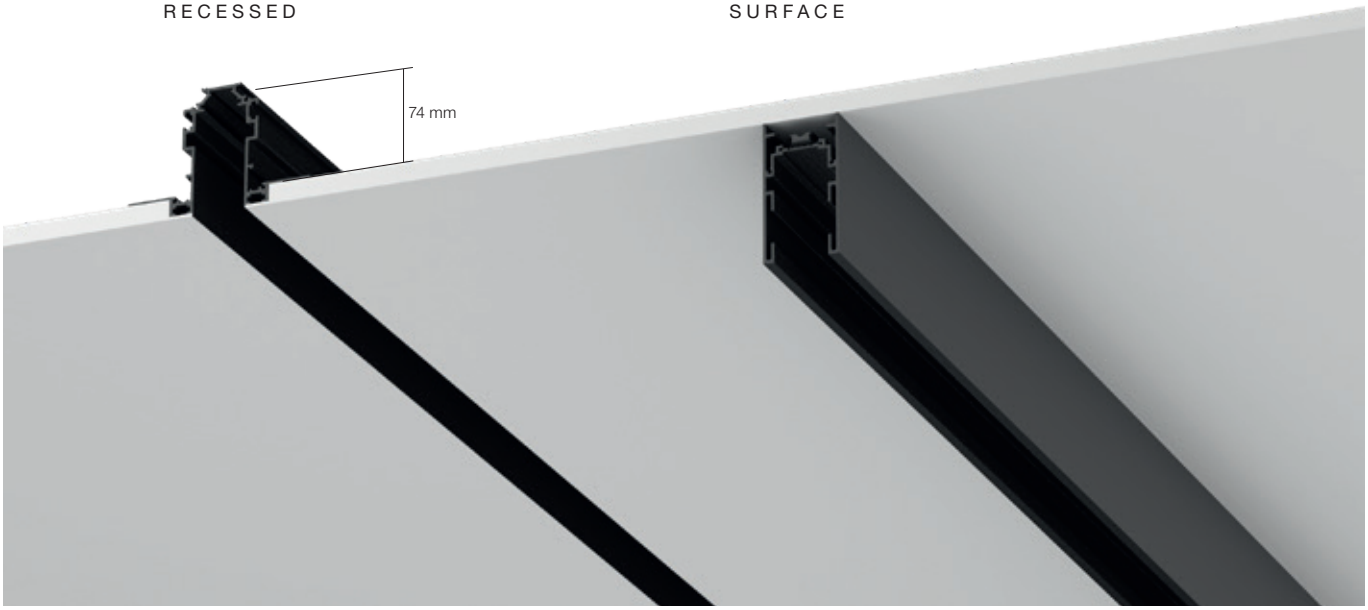

Recessed Profiles ■ 14 Nero
14 Black

Surface Profiles □ 40 Bianco
40 White ■ 14 Nero
14 Black

LIGHT MODULES

THE FAST TRACK SPOT 100

LIGHT SOURCE
POWER LED
13W
780 lm
3000K/CRI 90
830 lm
4000K/CRI 90

THE FAST TRACK SPOT 150

LIGHT SOURCE
LED ARRAY
25,5W
2378 lm
3000K/CRI 90
2751 lm
4000K/CRI 90

MULTIFUNCTION SMART DEVICE

FLOS CONTROL®
by Casambi

■ 14 Nero
14 Black

□ BW Bianco
BW White

Descrizione
Unico sistema al mondo che permette di muovere, orientare e regolare l'intensità dei differenti gruppi di corpi illuminanti a distanza.
Sistema per interni disponibile nelle versioni per montaggio in superficie e incasso a soffitto. Dotato di controllo wireless con sistema FLOS Control® by Casambi gestito tramite App dedicata per dispositivi mobili (copre una distanza di circa 20m). Il sistema permette controllare fino a 200 apparecchi tramite App.
I moduli di illuminazione sono dotati di servocomandi per movimento e orientazione, sensori per rilevare altri faretti e l'estremo della guida.
Il sistema è in grado di rilevare in qualsiasi momento la posizione di ogni faretto, fino a un massimo di 24 scene di luce, memorizzandone orientazione, rotazione e intensità luminosa per un uso futuro, oltre a 4 programmazioni orarie per cambiare da una scena all'altra.
E' anche possibile cambiare completamente scena di luce recuperando le composizioni memorizzate con un semplice click. La traslazione va effettuata sempre in modo manuale e individuale attraverso la APP.
Profili strutturali del sistema di alluminio estruso nero e placcati bianchi per la versione 4.0, provvisti di piste elettriche alimentate a 48V, su cui vengono installati con un sistema di fissaggio meccanico degli apparecchi LED.
La famiglia è composta da moduli di illuminazione d'accento, con diverse ottiche.
L'unico sistema di controllo disponibile è FLOS Control® by Casambi.
Necessaria APP per dispositivi mobili (disponibile in Apple Store e Google Play).
La lunghezza massima per ciascun alimentatore è di 20 m.
La distanza massima tra la fonte di alimentazione e l'inizio della guida è di 2m.

Sistema Ottico
I moduli di illuminazione d'accento sono disponibili con ottiche in vetro ad alto rendimento con angoli super spot, spot, medium e flood.

Unità di Alimentazione
Alimentatore remota da 48V non inclusa.

Informazioni Aggiuntive
Grado di protezione IP20.
Adatti ad installazioni su superfici normalmente infiammabili.

Prima di effettuare l'ordine, si consiglia di informarsi per bene sulle caratteristiche del prodotto che non sono state incluse in questo catalogo e che possono essere determinanti per il suo progetto di installazione, consultando la pagina web di Flos per professionisti, la scheda tecnica del prodotto e le istruzioni per la sua installazione e montaggio.

Conformità e Marchi di Qualità
Apparecchio conforme alla Normativa Tecnica Europea EN60598-1 e relative parti seconde.

Description
Only system in the world that allows the intensity of different groups of light fittings to be moved, oriented, and adjusted at a distance.
Indoor system available in versions for installation on surfaces and recessed installation on the ceiling. Equipped with wireless control via the FLOS Control® by Casambi system managed using the dedicated app for mobile devices (covers a distance of about 20 m). The system allows up to 200 devices to be controlled via the app.
The lighting modules incorporate servos for moving and orienting them, as well as sensors to detect other spots and the end of the track.
The system can recognize the location of each spot at all times and memorize up to 24 scenes of light. It memorizes the orientation, rotation and light intensity for later use, as well as 4 time schedules to change from one scene to another.
The light scene can also be completely changed by recovering the memorized compositions with a simple click. The movement must always be performed manually and individually through the APP.
Structural profiles of the system are manufactured in black extruded aluminum and are white plated for the 40 version, provided with electric tracks fed at 48V, on which the LED luminaries are installed by means of a mechanical fixing system.
The family is composed of accent lighting, with different optics.
The only available control system is FLOS Control® by Casambi.
The app for mobile devices is also necessary (available in the Apple Store and Google Play).
The maximum length for each power source is 20 m.
The maximum length between the power supply and the start of the track is 2 m.

Optic system
The accent light modules are available with high-performance crystal optics. Super spot, spot, medium and flood angles.

Power Supply
Remote 48V power source not included.

Additional Information
IP20 protection grade.
Suitable for installation on normally inflammable surfaces.

Before placing your order, please consult the product details also on the Flos professional website, in its technical data sheet and in the installation and assembly instructions to find all the information that may not be included in this catalogue or that could be relevant to your specific project or installation.

Compliance of Standards and Quality Marks
EN60598-1 European Technical Standards and any subsequent additions.

FLOS
CONTROL BY CASAMBI

Available on the App Store

GET IT ON Google Play

HOW TO ORDER

1 CHOOSE YOUR PROFILE AND LENGTH

2 COMPLETE WITH MOUNTING ACCESSORIES

RECESSED PROFILE



L: 1 / 1,5 / 2 / 3 m

Feed cable

End cap

Intermediate cable

Electrical

Stopper

Recessed installation

Accessories
(Optional)

Fixed ceiling kit

or

Adjustable ceiling kit

SURFACE PROFILE

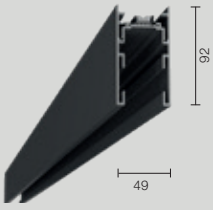

L: 1 / 1,5 / 2 / 3 m

Feed cable

End cap

Intermediate cable

Electrical

Stopper

Surface installation

Fixing ceiling kit included with the profile

3 SELECT POWER SUPPLY

Recessed installation

Remote power supply

185W

320W

(select the driver with the appropriate power according to the needs of your project)

Surface installation

Remote power supply

185W

320W

(select the driver with the appropriate power according to the needs of your project)

4 SELECT A LIGHT MODULE

Spot 100

Casambi integrated

SS/S/M

Spot 150

Casambi integrated

S/M/F

Multifunction Smart Device

FLOS Control® by Casambi

Profili

Profilo elettromeccanico per installazioni a incasso su soffitti di cartongesso con lunghezze da 1 a 3 metri. I cavi di alimentazione e interconnessione vanno ordinati separatamente.
I coperchi devono essere ordinati separatamente. Kit di ancoraggio, fisso o regolabile, disponibili (optional). I kit di ancoraggio a soffitto consentono l'installazione senza il bisogno di profili TC in alluminio di ancoraggio.

Profiles

Electro-mechanical profile for recessed installations in plasterboard ceilings, with 1m to 3m lengths. Power and interconnection cables must be ordered separately.
The covers must be ordered separately. Fixed or adjustable fastening kits available (optional). The roof fastening kits enable installation without the need for aluminium TC fastening profiles.

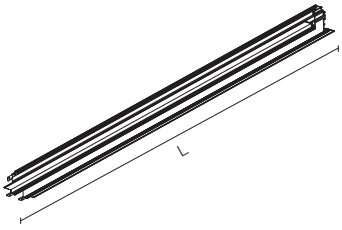

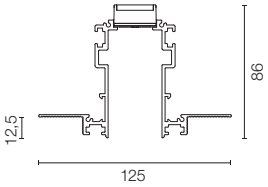

L: 1000 mm
06.1850.14
L: 1500mm
06.1851.14
L: 2000 mm
06.1852.14
L: 3000 mm
06.1853.14

L: 1 m / 1,5 m / 2 m / 3 m

Kit di fissaggio a soffitto fisso (opzionale). Kit da 2 unità.

Fixed ceiling kit (optional).
2 unit kit.

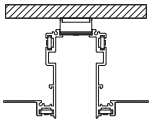

08.8866.14

Kit di fissaggio a soffitto regolabile (opzionale). Kit da 2 unità.
Per l'installazione è necessaria un'asta filettata M6, non compresa.

Adjustable ceiling kit (optional).
2 unit kit.
Installation requires a M6 threaded rod, not included.

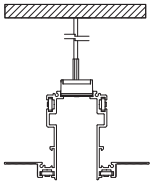

08.8867.14

Profile (mm)	Quantities Ceiling Kit
1000	1
2000	2
3000	2
4000	3

Asta di sospensione da 1 m con rosone con filettatura m6.

1-m suspension rod with ceiling rose with m6 thread.

60.3097.11
60.3097.14

Terminale di chiusura. Si devono ordinare separatamente. Kit da 2 unità.

End caps. To be ordered separately.
2 unit kit.

08.9070.14

Profili

Profilo elettromeccanico per installazioni a superficie su soffitti di cartongesso con lunghezze da 1 a 3 metri. Non valido per installazioni a sospensione. I cavi di alimentazione e interconnessione vanno ordinati separatamente.
I tappi vanno ordinati separatamente. Kit di fissaggio a soffitto fisso incluso.

Profiles

Electro-mechanical profile for surface installations in plasterboard ceilings, with 1m to 3m lengths. Not suitable for suspended installations. Power and interconnection cables must be ordered separately.
Covers must be ordered separately. Fixed ceiling kit included.

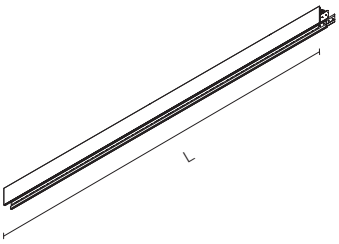

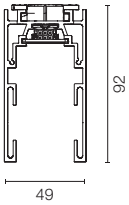

L: 1000 mm
06.1860.40
06.1860.14
L: 1500 mm
06.1861.40
06.1861.14
L: 2000 mm
06.1862.40
06.1862.14
L: 3000 mm
06.1863.40
06.1863.14

L: 1 m / 1,5 m / 2 m / 3 m

Terminale di chiusura. Da ordinare separatamente. Kit da 2 unità.

End caps. Must be ordered separately. 2 unit kit.

08.9071.40
08.9071.14

The Fast Track Recessed / Surface versions

Stopper. Per evitare che gli spot invadano zone della guida alimentate da un altro driver ed evitare di superare la potenza massima permessa in ogni driver. Può essere usato anche per limitare il movimento per altri motivi.

Stopper. To prevent spots from invading track areas powered by another driver and to prevent exceeding the maximum allowed power of each driver. It can also be used to limit movement for other reasons.

08.9074.14

Cavo di alimentazione.

Power feed cable.

06.0303.00

Cavo di connessione. Connessione elettrica.

Connection cable. Electrical connection.

06.0301.00

RECESSED INSTALLATION

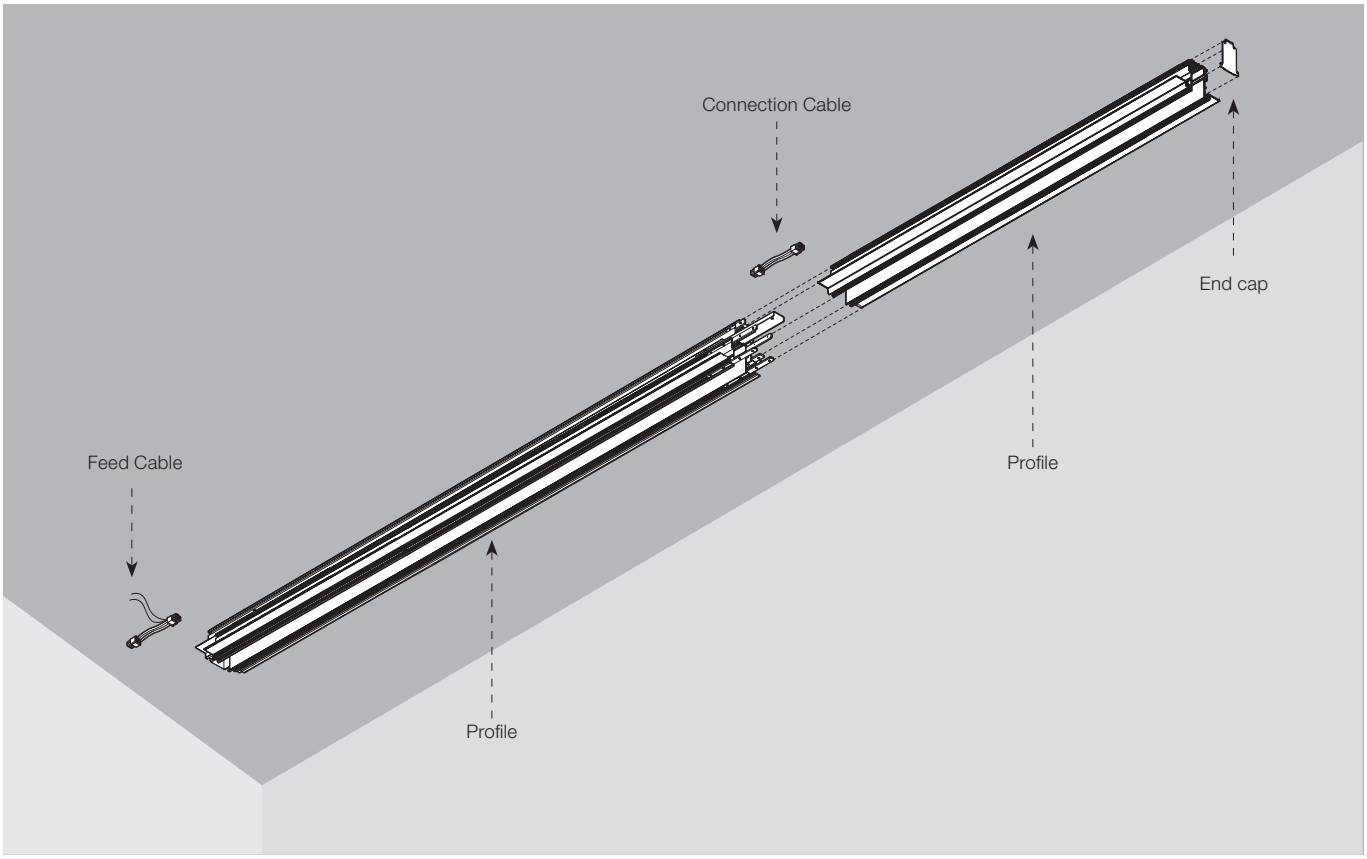

SURFACE INSTALLATION

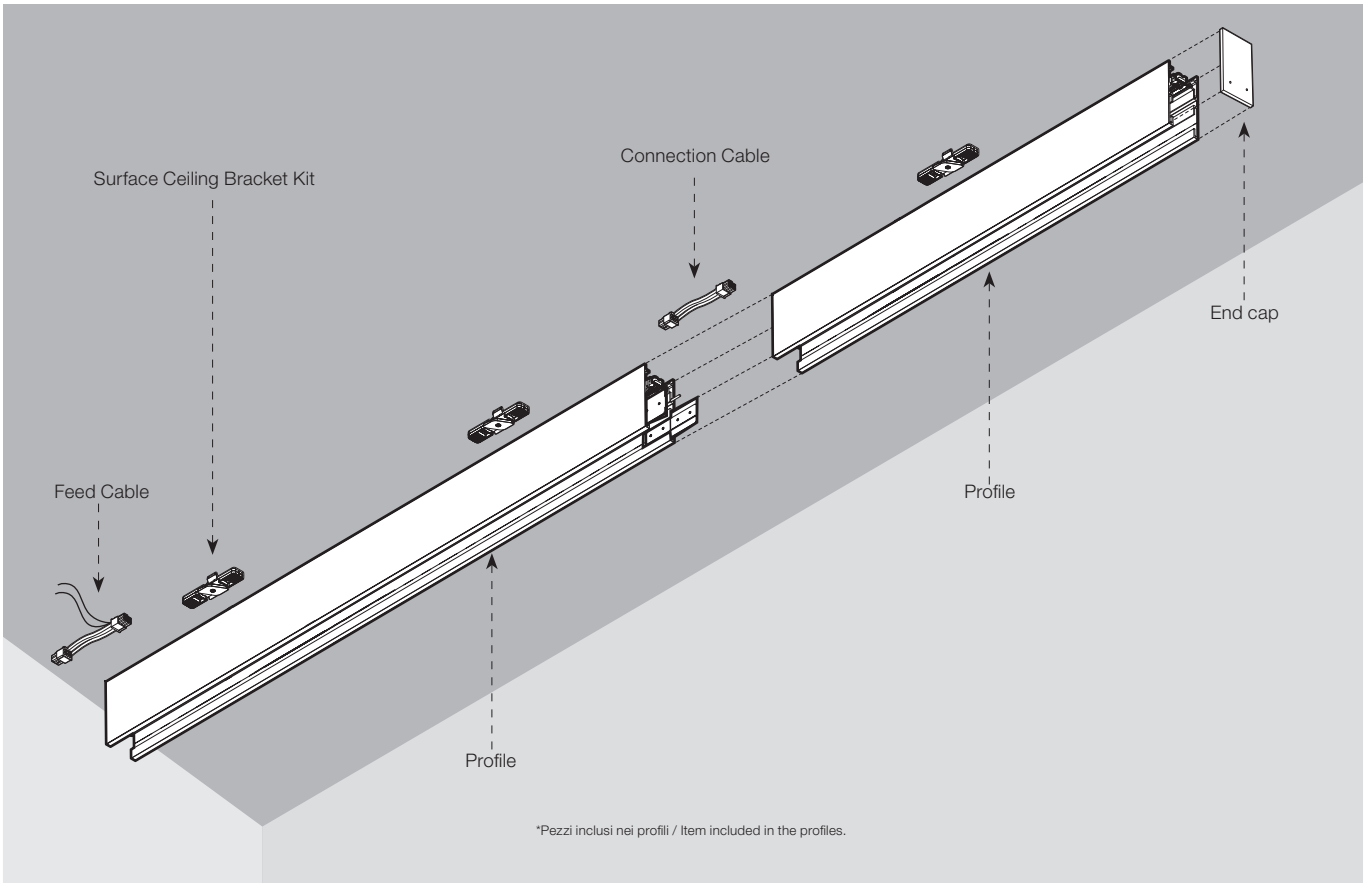

The Fast Track Spot 100

Light Source: Power LED 13W - 830 lm - 3000K/CRI 90 / 13W - 878 lm - 4000K/CRI 90

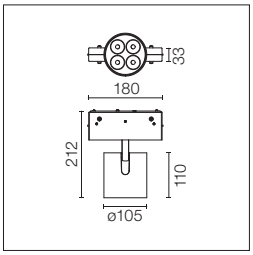

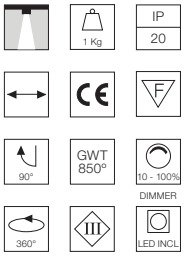

Proiettore per l'installazione nel profilo del sistema The Fast Track con sorgente luminosa LED e con ottica super spot, molto utile per grandi altezze, medium e flood.
Le scatole degli apparecchi sono prodotte solo in nero.

Spotlight to be installed in the The Fast Track system profile with a LED light source and super spot optic, very useful for great heights, medium and flood.
The boxes of the luminaries are manufactured only in black.

3000K
**Casambi integrated
09.9070.BWA
09.9070.14A

4° SUPER SPOT

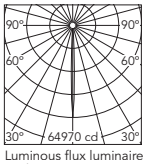

Luminous flux luminaire 630 lm

Beam Angle: 4°

h(m)	E(lx)	D(m)
1	64970	0.07
2	16243	0.14
3	7219	0.21
4	4061	0.28
5	2599	0.35

4000K
**Casambi integrated
09.9075.BWA
09.9075.14A

4° SUPER SPOT

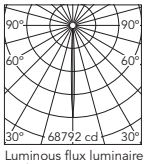

Luminous flux luminaire 667 lm

Beam Angle: 4°

h(m)	E(lx)	D(m)
1	68792	0.07
2	17198	0.14
3	7644	0.21
4	4300	0.28
5	2752	0.35

3000K
**Casambi integrated
09.9071.BWA
09.9071.14A

15° SPOT

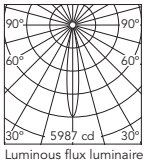

Luminous flux luminaire 567 lm

Beam Angle: 15°

h(m)	E(lx)	D(m)
1	5987	0.26
2	1497	0.52
3	665	0.77
4	374	1.03
5	239	1.29

4000K
**Casambi integrated
09.9076.BWA
09.9076.14A

15° SPOT

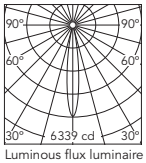

Luminous flux luminaire 600 lm

Beam Angle: 15°

h(m)	E(lx)	D(m)
1	6339	0.26
2	1585	0.52
3	704	0.77
4	396	1.03
5	254	1.29

3000K
**Casambi integrated
09.9072.BWA
09.9072.14A

27° MEDIUM

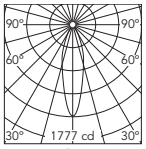

Luminous flux luminaire 693 lm

Beam Angle: 27°

h(m)	E(lx)	D(m)
1	1777	0.48
2	444	0.95
3	197	1.43
4	111	1.91
5	71	2.38

4000K
**Casambi integrated
09.9077.BWA
09.9077.14A

27° MEDIUM

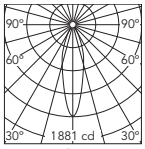

Luminous flux luminaire 733 lm

Beam Angle: 27°

h(m)	E(lx)	D(m)
1	1881	0.48
2	470	0.95
3	209	1.43
4	118	1.91
5	75	2.38

** Il sistema di controllo degli apparecchi i versione Casambi si regola direttamente tramite bluetooth con l'applicazione dedicata FLOS Control® by Casambi / The control system with the Casambi version of light fixtures is directly and individually regulated wirelessly using the application FLOS Control® by Casambi.

The Fast Track Spot 150

Light Source: LED Array 25,5 W - 2378 lm - 3000K/CRI 90 / 25,5 W - 2751 lm - 4000K/CRI 90

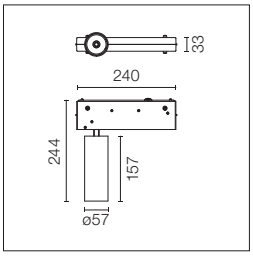

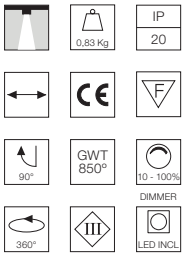

Proiettore per l'installazione nel profilo del sistema The Fast Track con sorgente luminosa LED e ottiche in vetro: spot, medium e flood ad alto rendimento.
Le scatole degli apparecchi sono prodotte solo in nero.

Spotlight to be installed in the The Fast Track system profile with a LED light source and glass optics: high performance spot, medium and flood lights.
The boxes of the luminaries are manufactured only in black.

3000K
**Casambi integrated
09.9083.BWA
09.9083.14A

21°
SPOT

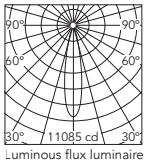

Luminous flux luminaire
1793 lm

Beam Angle: 21°

h(m)	E(lx)	D(m)
1	11085	0.37
2	2771	0.74
3	1232	1.11
4	693	1.48
5	443	1.85

4000K
**Casambi integrated
09.9086.BWA
09.9086.14A

21°
SPOT

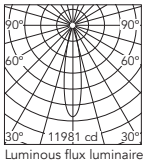

Luminous flux luminaire
1938 lm

Beam Angle: 21°

h(m)	E(lx)	D(m)
1	11981	0.37
2	2995	0.74
3	1331	1.11
4	749	1.48
5	479	1.85

3000K
**Casambi integrated
09.9084.BWA
09.9084.14A

27°
MEDIUM

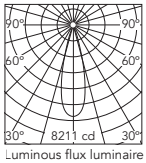

Luminous flux luminaire
1792 lm

Beam Angle: 27°

h(m)	E(lx)	D(m)
1	8211	0.49
2	2053	0.98
3	912	1.47
4	513	1.96
5	328	2.44

4000K
**Casambi integrated
09.9087.BWA
09.9087.14A

27°
MEDIUM

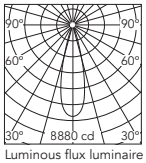

Luminous flux luminaire
1938 lm

Beam Angle: 27°

h(m)	E(lx)	D(m)
1	8880	0.49
2	2220	0.98
3	987	1.47
4	555	1.96
5	355	2.44

3000K
**Casambi integrated
09.9085.BWA
09.9085.14A

36°
FLOOD

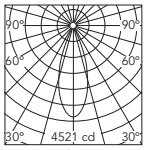

Luminous flux luminaire
1547 lm

Beam Angle: 36°

h(m)	E(lx)	D(m)
1	4521	0.64
2	1130	1.28
3	502	1.92
4	283	2.56
5	181	3.20

4000K
**Casambi integrated
09.9088.BWA
09.9088.14A

36°
FLOOD

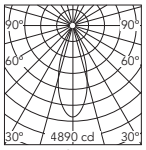

Luminous flux luminaire
1673 lm

Beam Angle: 36°

h(m)	E(lx)	D(m)
1	4890	0.64
2	1222	1.28
3	543	1.92
4	306	2.56
5	196	3.20

Accessori / Accessories

The Fast Track Spot 150

Crocetta di schermatura, lenti e honeycomb direttamente installabili sulla testa dell'apparecchio di illuminazione senza necessità di accessori di fissaggio. Compatibilità di installazione di honeycomb + lente contemporaneamente.

Screening crosspiece, lenses and honeycomb directly installable on the head of the luminaire without needing any fastening accessory.
Installation compatible with honeycomb + lense at the same time.

Filtro a croce antiabbagliamento.	Screening crosspiece.		08.8429.00
Lente ellittica.	Elliptical lens.		08.8431.00
Lente flood.	Flood lens.		08.8432.00
Honeycomb.	Honeycomb.		08.8428.00
Cono di schermatura.	Snoot shielding cone.	29	08.0526.00 08.0526.40 08.0526.BW

** Il sistema di controllo degli apparecchi i versione Casambi si regola direttamente tramite bluetooth con l'applicazione dedicata FLOS Control® by Casambi / The control system with the Casambi version of light fixtures is directly and individually regulated wirelessly using the application FLOS Control® by Casambi.

Driver / Drivers

Alimentatore LED per installazione remota, 48V/320W. 100/240 Vac.	LED power supply source for remote installation, 48V/320W. 100/240 Vac.		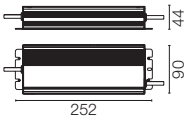	*RF27321
Alimentatore LED per installazione remota, 110Vac-135W / 220Vac-200W.	LED power supply source for remote installation, 110Vac-135W / 220Vac-200W.		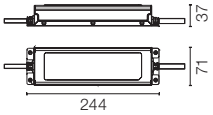	*60.9607
Alimentatore LED per installazione remota, 48V/120W. 220/240 Vac.	LED power supply source for remote installation, 48V/120W. 220/240 Vac.		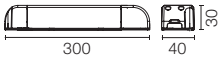	*60.9170
Dispositivo intelligente multifunzione. Triplice funzionalità 3x1: ripetitore di segnale Casambi, sensore per l'illuminazione d'ambiente e rilevatore di presencia. FLOS Control® by Casambi.	Multifunction Smart Device. Triple functionality 3x1: Casambi signal repeater, light sensor and presence detector. FLOS Control® by Casambi.		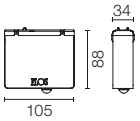	06.1987.40 06.1987.14

Multifunction Smart Device. Triple Functionality 3x1

Repeater

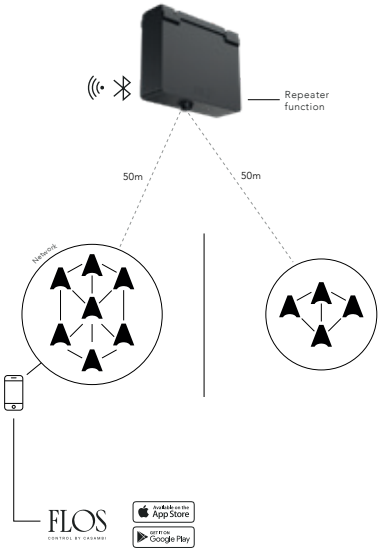

Daylight Sensor

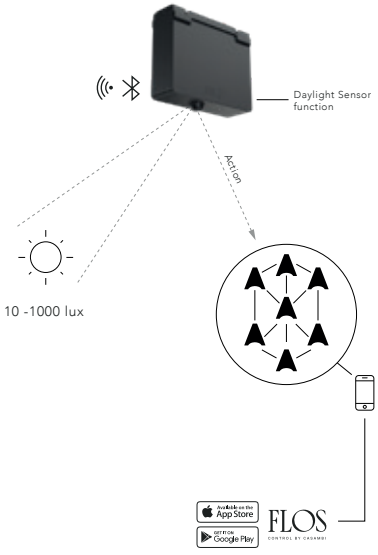

Presence Sensor

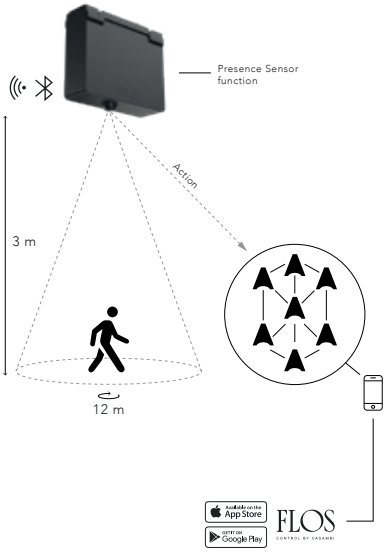

▲ Casambi object

* Per il dimensionamento dell'impianto, mantenere un margine di sicurezza di circa il 15% della potenza massima dell'alimentatore LED / For the sizing of the installation keep a safety margin of 15% of the maximum power of the LED power source.

RECESSED

SURFACE

SUSPENSION
UP&DOWN / DOWN



Recessed
No Trim

Recessed
Trim

Surface

Suspension
Down

Suspension
Up&Down

Descrizione
Sistema di illuminazione LED a incasso, a superficie o sospeso (vedere il tipo di montaggio in base al modello) progettato per aree di lavoro e spazi professionali. Gli apparecchi sono disponibili in diverse larghezze, da 25 mm, 35 mm o 70 mm.
Nel modello da 25 mm di larghezza:
- Il sistema è modulare ed è composto da elementi rettilinei con misure da 1000 mm a 3000 mm e diversi accessori, ad esempio coperchi e kit specifici per l'installazione sospesa (con cavi di sospensione e di alimentazione). I singoli moduli possono essere collegati meccanicamente tra loro. Da un punto di vista elettrico, ogni modulo è dotato di un ingresso di alimentazione indipendente associato a un driver, che potrà essere specifico per un singolo modulo o condiviso tra più moduli.
- Il modulo LED, il profilo, il riflettore e il diffusore vengono offerti insieme come un unico elemento completo associato a un singolo codice di vendita (nelle 5 opzioni di lunghezza disponibili).

Nei modelli da 35 e da 70 mm di larghezza:
- Il sistema è modulare ed è composto da elementi rettilinei con misure che vanno da 565 mm a 3095 mm, con angolo sulla stessa superficie o con cambio di quota soffitto-parete, ed è dotato di diversi accessori, ad esempio coperchi e kit di sospensione. I singoli moduli possono essere collegati elettricamente e meccanicamente tra loro. Da un punto di vista elettrico, tutta la composizione modulare si alimenta da un unico punto.
- Gli apparecchi sono completati dai seguenti elementi:
  · Moduli LED con driver incluso, nelle versioni da 3000 K e 4000 K.
  · Profilo in alluminio per l'installazione.
  · Riflettore.
  · Sistema di giunzione per il collegamento dei moduli.
  · Cavo di sicurezza per prevenire la caduta degli apparecchi e garantire la massima protezione durante le operazioni di installazione.
  · Sono disponibili due diffusori diversi: un diffusore opalino per l'illuminazione generale e un diffusore microprismatico per un maggiore comfort visivo. Sono anche disponibili come accessorio a parte per riempire spazi vuoti in strutture angolari o con una lunghezza superiore a 3 m.
- Il profilo esterno della versione Recessed No Trim è disponibile solo nella finitura di colore bianco. Tutte le altre versioni sono disponibili nelle seguenti finiture: bianco, grigio anodizzato e nero.

Unità di alimentazione
Nel modello da 25 mm di larghezza:
- I driver non sono inclusi, vedere le attrezzature raccomandate.

Nei modelli da 35 e da 70 mm di larghezza:
- I driver sono inclusi nei moduli di illuminazione per il collegamento diretto alla rete da 220-240 V o ad altri moduli del sistema.

Accessori
In tutti i modelli, se necessario ai fini dell'installazione, è necessario richiedere a parte i seguenti accessori disponibili:
- Coperchi.
- Kit di sospensione.
- Kit di alimentazione.

Informazioni aggiuntive
Nel modello da 25 mm di larghezza:
- Per le opzioni regolabili, vedere.
- Grado di protezione IP20.
- Classe di isolamento III.

Nei modelli da 35 e da 70 mm di larghezza:
- Disponibile nella versione DALI 1-100%.
- Versione dimmerabile da 1-10 V disponibile su richiesta.
- Grado di protezione IP20, IP40.
- Classe di isolamento I.

L'utilizzo combinato dei modelli da 25 mm e dei modelli da 35 o 70 mm può comportare lievi differenze cromatiche a livello di illuminazione. Si consiglia di non utilizzare insieme un modello da 25 mm e un modello da 35 o 70 mm all'interno di ambienti condivisi.

Prima di effettuare l'ordine, consultare i dati del prodotto anche sulla pagina del sito web di Flos dedicata ai professionisti, nella scheda tecnica e nelle istruzioni di installazione e montaggio per conoscere nel dettaglio tutte le informazioni potenzialmente utili ai fini del progetto o dell'installazione da realizzare che potrebbero non figurare in questo catalogo.

Conformità alle Normative e Marchi di Qualità
Apparecchio conforme alla Normativa Tecnica Europea EN60598-1 e Parti 2.

Description
Built-in, surface or suspended LED lighting system (see type of mounting, depending on the model) designed for work areas and professional spaces. The lights are available in widths of 25 mm, 35 mm or 70 mm.
In the 25 mm wide model:
- The system is modular and consists of straight elements measuring between 1000 mm and 3000 mm, and accessories such as special kits and covers for suspended installation (with suspension and power cables). Each module can be connected to others mechanically. Electrically, each module operates with a separate power input connected to a driver (either dedicated to one module or shared between several).
- The LED module, profile, reflector and diffuser are offered together as one complete element under a single sale code (in the 5 lengths available).

In the 35 and 70 mm wide models:
- The system is modular and consists of straight elements measuring between 565 mm and 3095 mm, angled in the same plane or with ceiling-wall plane variations, and accessories such as covers and suspension kits. Each module can be connected to others mechanically and electrically. Electrically, the entire modular arrangement is powered from just one point.
- The lights are complete with:
  · LED light modules with driver included, in 3000K and 4000K versions.
  · Aluminium profile for installation.
  · Reflector.
  · Module connection system.
  · Fall-prevention safety cable for the lights, to ensure maximum protection during installation operations.
  · Two different diffusers available: opal for general lighting or micro-prism for increased visual comfort. Also available as a separate accessory to complete gaps in structures with corners or lengths greater than 3 m.
- The exterior profile in the Recessed No Trim version is only available in a white finish. All other versions are available with the following finishes: white, anodised grey and black.

Power supply units
In the 25 mm wide model:
- Drivers not included, see recommended equipment.

In the 35 and 70 mm wide models:
- Drivers included in lighting modules for direct connection to 220-240V network or to other system modules.

Accessories
If necessary for the installation, the following accessories must be requested separately for all models:
- Covers.
- Suspension kits.
- Power supply kits.

Additional information
In the 25 mm wide model:
- For adjustable options seek advice.
- IP20 protection rating.
- Insulation class III.

In the 35 and 70 mm wide models:
- DALI 1-100% version available.
- 1-10V dimmable version on request.
- IP20, IP40 protection rating.
- Insulation class I.

Combining models 25 and 35/70 may result in the light having slight colour differences. It is not advisable to combine model 25 with the 35/70 in shared spaces.

Before ordering, view the product details in the specifications on the Flos website, the technical sheet and the installation and assembly instructions, in order to fully understand information that may not appear in the catalogue, and which may be relevant for your actual project or installation.

Compliance with Standards and Quality Standards
The light complies with EU technical standard EN60598-1 and the sections contained within.

SURFACE

SUSPENSION DOWN

25 mm

LIGHT SOURCE
TOP LED
19,5W/m
2103 lm/m
3000K/CRI 90
2195 lm/m
4000K/CRI 90

RECESSED TRIM / NO TRIM

SURFACE



SUSPENSION DOWN

35 mm

LIGHT SOURCE
TOP LED
18,5W/m
2665 lm/m
3000K/CRI 80
18,5W/m
2800 lm/m
4000K/CRI 80

70 mm

LIGHT SOURCE
TOP LED
25W/m
2985 lm/m
3000K/CRI 80
25W/m
3135 lm/m
4000K/CRI 80

SUSPENSION UP&DOWN

35 mm

LIGHT SOURCE
TOP LED
31,5W/m
1785 lm/m UP
2665 lm/m DOWN
3000K/CRI 80
31,5W/m
1875 lm/m UP
2800 lm/m DOWN
4000K/CRI 80

70 mm

LIGHT SOURCE
TOP LED
38W/m
1785 lm/m UP
2985 lm/m DOWN
3000K/CRI 80
38W/m
1875 lm/m UP
3135 lm/m DOWN
4000K/CRI 80

25

40 Bianco
40 White

29 Grigio Anodizzato
29 Anodized Grey

14 Nero
14 Black

35 / 70

30 Bianco
30 White

02 Grigio Anodizzato
02 Anodized Grey



14 Nero
14 Black



In-Finity 25 mm

Light Source: Top LED 19,5W/m - 2103 lm/m - 3000K/CRI 90 / 19,5W/m - 2195 lm/m - 4000K/CRI 90

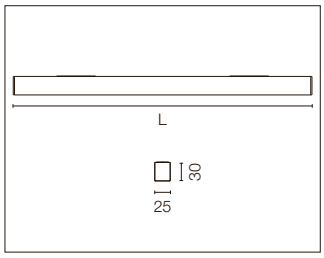

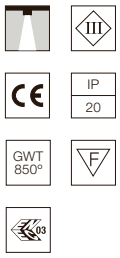

Profilo LED per un'illuminazione lineare, solo con larghezza 25mm. Disponibile nelle versioni da superficie e con possibilità d'installazione in sospensione mediante l'apposito kit. Driver non compresi.

LED profile for linear lighting, only 25 mm wide. Available in surface mounted versions, with possibility of suspended installation by means of a dedicated kit. Drivers not included.

Alimentazioni raccomandate / Recommended power supply*:

Non Dimmable 220-240V 60W	60.9705
Non Dimmable 220-240V 60W	60.9515
Non Dimmable 220-240V 120W	60.9516

* Vedi capitolo Drivers / Refer to the Drivers chapter

3000K

L: 1000 mm
- 03.5330.40
- 03.5330.29
- 03.5330.AN

L: 1500 mm
- 03.5331.40
- 03.5331.29
- 03.5331.AN

L: 2000 mm
- 03.5332.40
- 03.5332.29
- 03.5332.AN

L: 2500 mm
- 03.5333.40
- 03.5333.29
- 03.5333.AN

L: 3000 mm
- 03.5334.40
- 03.5334.29
- 03.5334.AN

91°
OPAL

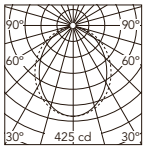

Luminous flux luminaire
1008 lm *L: 1000 mm

Beam Angle: 91°

h(m)	E(lx)	D(m)
1	425	2.04
2	106	4.07
3	47	6.11
4	27	8.15
5	17	10.18

4000K

L: 1000 mm
- 03.5335.40
- 03.5335.29
- 03.5335.AN

L: 1500 mm
- 03.5336.40
- 03.5336.29
- 03.5336.AN

L: 2000 mm
- 03.5337.40
- 03.5337.29
- 03.5337.AN

L: 2500 mm
- 03.5338.40
- 03.5338.29
- 03.5338.AN

L: 3000 mm
- 03.5339.40
- 03.5339.29
- 03.5339.AN

91°
OPAL

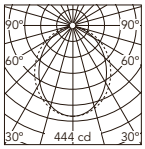

Luminous flux luminaire
1053 lm *L: 1000 mm

Beam Angle: 91°

h(m)	E(lx)	D(m)
1	444	2.04
2	111	4.07
3	49	6.11
4	28	8.15
5	18	10.18

Accessori / Accessories

Terminali di chiusura, metallico, per i diversi profili. Kit di 2 unità.

Metal end cap for the different profiles. 2 unit kit.

- 08.0131.40
- 08.0131.29
- 08.0131.14

Kit di sospensione da una unità (L = 4 m). Distanza massima tra i cavi di sospensione: 850mm. Dimensioni ancoraggio a soffitto (h=63mm, d=22mm) e ancoraggio al profilo (l=63mm a=22mm h=7,5mm)

One unit suspension kit (L = 4 m). Maximum distance between the suspension cables: 850mm. Ceiling anchor dimensions (h=63mm, d=22mm) and anchor to profile (l=63mm a=22mm h=7,5mm)

08.0139.00

Cavo di alimentazione, lunghezza 5m. Da usare con i driver remoti.

5-meter long, power cable. To use with remote drivers.

- 06.0420.30
- 06.0420.14

IN-FINITY 35 & 70

Profili

Elementi lineari e angolari d'illuminazione in diverse lunghezze, che consentono composizioni specifiche per ciascun progetto, o poter essere completate con un coperchio su ciascuna estremità in modo da essere utilizzato come un singolo apparecchio luminoso.
Tutti gli elementi del sistema sono completamente illuminati dal modulo LED incluso, e comprendono il driver necessario per il loro funzionamento, il canale d'installazione ed il diffusore della versione selezionata. Elementi a X o T personalizzati disponibili su richiesta.

Profiles

Straight elements of different lengths and corner elements, to be composed according to the specific need of each project or to be completed by a pair of end caps and used as a single lamp.
All system elements are completely illuminated by an included LED module, the required driver, installation channel, and the diffuser for the version selected. Custom X or T elements available under request.

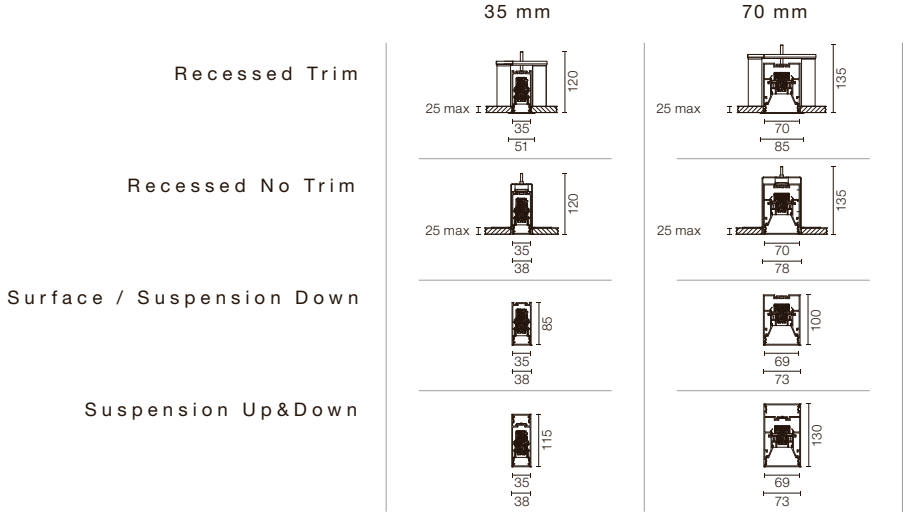

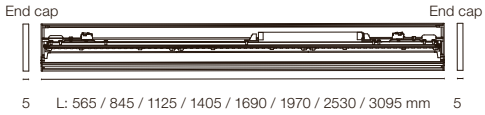

Angolo Piatto / Flat Corner

Apparecchio per illuminazione di angoli che si trovano sulla stessa superficie; completo di driver, canale d'installazione ed il diffusore della versione selezionata.

Corner element lamps for angles on the same surface, complete with a driver, installation channel and the diffuser for the version selected.

*L: 586 mm - N35 / L: 603 mm - N70

Angolo Diedro / Dihedral Corner

Apparecchio per illuminazione di angoli che si trovano su superfici differenti (esempio: angolo da soffitto a parete); completo di driver, canale d'installazione ed il diffusore della versione selezionata. Non disponibile per le versioni di sospensione.

Corner element lamps for angles with surface changes (example: angle ceiling / wall), complete with a driver, installation channel and the diffuser for the version selected. For suspended versions not available.

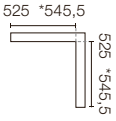

*35 mm section

Emergenza / Emergency

Modulo di emergenza disponibile in tutte le versioni, tranne che per la Up&Down. Nell'uso normale, stesso consumo dell'In-Finity standard. Nell'uso d'emergenza, emette un 10% del flusso luminoso normale per 3 ore.

Emergency module available for all versions except for the Up&Down version. In normal use, it uses the same power consumption as the standard In-FInity. In emergency use, it emits 10% of normal use during 3 hours.



L: 1405 mm

***Diffusore Opalino / Opal Diffuser**

Illuminazione d'ambiente diffusa, uniforme e schermata.
Disponibile anche come accessorio separato per completare spazi vuoti in strutture con angoli o lunghezza superiore a 3m.

Diffuse, glare free and uniform lighting throughout the room.
Also available as separate accessory to fill gaps in structures with corners or longer than 3 meters.

***Diffusore Microprismato / Micro-Prismatic Diffuser**

Diffusore altamente efficiente per illuminazione schermata di UGR<19, grazie alla sua esclusiva struttura microprismatica multistrato.
Disponibile anche come accessorio separato per completare spazi vuoti in strutture con angoli o lunghezza superiore a 3m.

Highly efficient multilayer diffuser that, thanks to its unique micro-prismatic texture, provides a glare free UGR<19 light beam.
Also available as separate accessory to fill gaps in structures with corners or longer than 3 meters.

IN-FINITY 35 & 70

COME OTTENERE IL PROPRIO CODICE / HOW TO GET YOUR CODE

Per una comprensione più rapida e una panoramica della gamma, la struttura della numerazione della famiglia In-Finity è stata creata per corrispondere alle richieste di ciascuna installazione specifica. In base alla seguente tabella, per ciascun campo, basta scegliere il numero o lettera corrispondente alla versione In-Finity desiderata e si otterrà il codice finale.

For a quicker understanding and easier overview of the range, the part number structure for the In-Finity family has been created to be composed to match the requests of each specific installation.
According to the following table, for each field, just choose the number or letter corresponding to the In-Finity version you need, and you'll have the final code.

N 70 S 25 4 U 14B DA

Sezione / Section

35 mm	35
70 mm	70

***Installazione / Installation**

Recessed Trim	T
Recessed No Trim	N
Surface	S
Suspension Down	D
Suspension Up&Down	U

Elementi / Elements

Lineare / Straight 565 mm	05
Lineare / Straight 845 mm	08
Lineare / Straight 1125 mm	11
Lineare / Straight 1405 mm	14
Lineare / Straight 1690 mm	16
Lineare / Straight 1970 mm	19
Lineare / Straight 2530 mm	25
Lineare / Straight 3095 mm	30
Angolo Piatto / Flat Corner	FC
Angolo Diedro / Dihedral Corner	DC
Emergenza / Emergency (1405 mm)	EM

Temperatura del Colore / Color Tª (°K)

3000K	3
4000K	4

****Ottica / Optic**

General Lighting (Opal)	G
Micro-Prismatic Diffuser	U

Colori / Colours

Bianco / White	30B	30
Grigio Anodizzato / Anodized Grey	02B	02
Nero / Black	14B	14

Versione / Version

Standard (Non Dimmable)	
Dali	DA

* La versione Recessed No Trim è disponibile solo nella finitura bianca (30). / No Trim Recessed version is only available in white finish (30).
Nelle versioni Suspension è disponibile solo l'angolo piatto. / In Suspension versions only available flat corner.
Nella versione Suspension Up&Down non è disponibile il profilo lineare da 565 mm. / Suspension Up&Down version is not available in 565 mm linear profile.

**Disponibili anche come accessorio separato per completare spazi vuoti in strutture con angoli o lunghezza superiore a 3m / Also available as separate accessories to fill gaps in structures with corners or longer than 3 m.

In-Finity Recessed Trim 35 mm

Light Source: Top LED 18,5W/m - 2665 lm/m - 3000K/CRI 80 / 18,5W/m - 2800 lm/m - 4000K/CRI 80

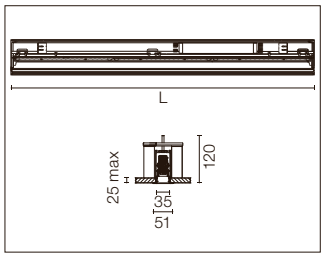

Sistema modulare di illuminazione ad incasso LED trim/no trim, formato da moduli LED, profilo di alluminio e diffusore. Drivers inclusi nei moduli d'illuminazione per il collegamento alla rete elettrica di 220-240V o ad altri moduli di illuminazione.

LED modular system for recessed trim/no trim installation, including LED luminaires, aluminum installation profile and diffusers. Drivers included in lighting modules for 220-240V connection to mains or to other lighting modules.

In-Finity Recessed No Trim 35 mm

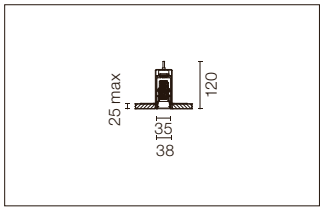

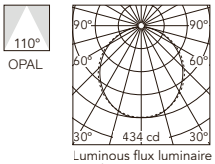

Luminous flux luminaire
1242 lm *L: 1000 mm

Beam Angle:	110°
h(m) E(lx)	D(m)
1 434	2.84
2 108	5.68
3 48	8.52
4 27	11.36
5 17	14.19

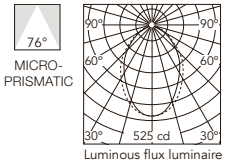

Luminous flux luminaire
968 lm *L: 1000 mm

Beam Angle:	76°
h(m) E(lx)	D(m)
1 525	1.55
2 131	3.11
3 58	4.66
4 33	6.22
5 21	7.77

In-Finity Recessed Trim 70 mm

Light Source: Top LED 25W/m - 2985 lm/m - 3000K/CRI 80 / 25W/m - 3135 lm/m - 4000K/CRI 80

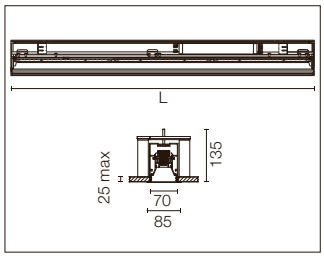

IP 40

GWT 850°

1 - 100% DALI

LED INCL.

Sistema modulare di illuminazione ad incasso LED trim/no trim, formato da moduli LED, profilo di alluminio e diffusore. Drivers inclusi nei moduli d'illuminazione per il collegamento alla rete elettrica di 220-240V o ad altri moduli di illuminazione.

LED modular system for recessed trim/no trim installation, including LED luminaires, aluminum installation profile and diffusers. Drivers included in lighting modules for 220-240V connection to mains or to other lighting modules.

In-Finity Recessed No Trim 70 mm

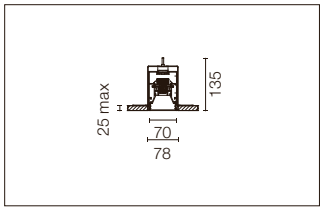

103°
OPAL

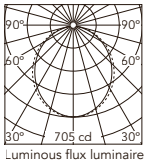

Luminous flux luminaire
1880 lm *L: 1000 mm

Beam Angle: 103°

h(m)	E(lx)	D(m)
1	705	2.51
2	176	5.03
3	78	7.54
4	44	10.05
5	28	12.57

72°
MICRO-PRISMATIC

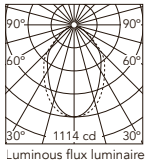

Luminous flux luminaire
1915 lm *L: 1000 mm

Beam Angle: 72°

h(m)	E(lx)	D(m)
1	1114	1.46
2	278	2.92
3	124	4.38
4	70	5.84
5	45	7.30

In-Finity Surface 35 mm

Light Source: Top LED 18,5W/m - 2665 lm/m - 3000K/CRI 80 / 18,5W/m - 2800 lm/m - 4000K/CRI 80

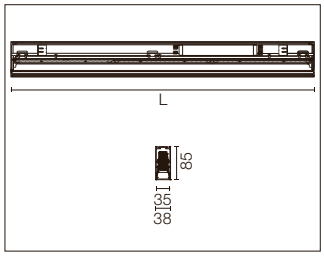

IP 40

GWT 850°

1 - 100% DALI

LED INCL.

Sistema modulare d'illuminazione da superficie LED, formato da moduli LED, profilo di alluminio e diffusore. Drivers inclusi nei moduli d'illuminazione per il collegamento alla rete elettrica di 220-240V o ad altri moduli di illuminazione.

LED modular system for surface installation, including LED luminaires, aluminum installation profile, and diffusers. Drivers included in lighting modules for 220-240V connection to mains or to other lighting modules.

110° OPAL

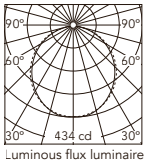

Luminous flux luminaire
1242 lm *L: 1000 mm

Beam Angle: 110°

h(m)	E(lx)	D(m)
1	434	2.84
2	108	5.68
3	48	8.52
4	27	11.36
5	17	14.19

76° MICRO-PRISMATIC

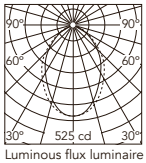

Luminous flux luminaire
968 lm *L: 1000 mm

Beam Angle: 76°

h(m)	E(lx)	D(m)
1	525	1.55
2	131	3.11
3	58	4.66
4	33	6.22
5	21	7.77

In-Finity Surface 70 mm

Light Source: Top LED 25W/m - 2985 lm/m - 3000K/CRI 80 / 25W/m - 3135 lm/m - 4000K/CRI 80

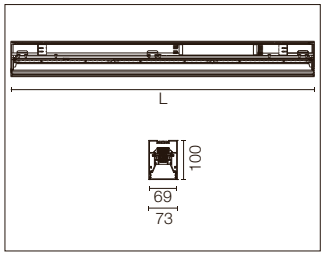

IP 40

GWT 850°

1 - 100% DALI

LED INCL.

Sistema modulare d'illuminazione da superficie LED, formato da moduli LED, profilo di alluminio e diffusore. Drivers inclusi nei moduli d'illuminazione per il collegamento alla rete elettrica di 220-240V o ad altri moduli di illuminazione.

LED modular system for surface installation, including LED luminaires, aluminum installation profile, and diffusers. Drivers included in lighting modules for 220-240V connection to mains or to other lighting modules.

103° OPAL

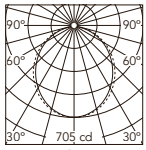

Luminous flux luminaire
1880 lm *L: 1000 mm

Beam Angle: 103°

h(m)	E(lx)	D(m)
1	705	2.51
2	176	5.03
3	78	7.54
4	44	10.05
5	28	12.57

72° MICRO-PRISMATIC

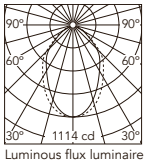

Luminous flux luminaire
1915 lm *L: 1000 mm

Beam Angle: 72°

h(m)	E(lx)	D(m)
1	1114	1.46
2	278	2.92
3	124	4.38
4	70	5.84
5	45	7.30

In-Finity Suspension Down 35 mm

Light Source: Top LED 18,5W/m - 2665 lm/m - 3000K/CRI 80 / 18,5W/m - 2800 lm/m - 4000K/CRI 80

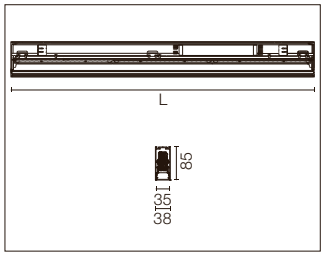

IP 20

GWT 850°

1 - 100% DALI

LED INCL

Sistema modulare d'illuminazione a sospensione LED formato da moduli LED, profilo di alluminio e diffusore. Drivers inclusi nei moduli d'illuminazione per il collegamento alla rete elettrica di 220-240V o ad altri moduli di illuminazione. Kit di sospensione non incluso.

LED modular system for suspended installation, including LED luminaires, aluminum installation profile, and diffusers. Drivers included in lighting modules for 220-240V connection to mains or to other lighting modules. Suspension kit not included.

110° OPAL

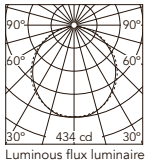

Luminous flux luminaire
1242 lm *L: 1000 mm

Beam Angle: 110°

h(m)	E(lx)	D(m)
1	434	2.84
2	108	5.68
3	48	8.52
4	27	11.36
5	17	14.19

76° MICRO-PRISMATIC

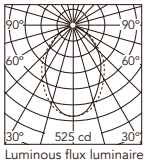

Luminous flux luminaire
968 lm *L: 1000 mm

Beam Angle: 76°

h(m)	E(lx)	D(m)
1	525	1.55
2	131	3.11
3	58	4.66
4	33	6.22
5	21	7.77

In-Finity Suspension Down 70 mm

Light Source: Top LED 25W/m - 2985 lm/m - 3000K/CRI 80 / 25W/m - 3135 lm/m - 4000K/CRI 80

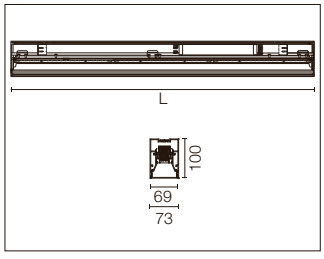

IP 20

GWT 850°

1 - 100% DALI

LED INCL

Sistema modulare d'illuminazione a sospensione LED formato da moduli LED, profilo di alluminio e diffusore. Drivers inclusi nei moduli d'illuminazione per il collegamento alla rete elettrica di 220-240V o ad altri moduli di illuminazione. Kit di sospensione non incluso.

LED modular system for suspended installation, including LED luminaires, aluminum installation profile, and diffusers. Drivers included in lighting modules for 220-240V connection to mains or to other lighting modules. Suspension kit not included.

103° OPAL



Luminous flux luminaire
1880 lm *L: 1000 mm

Beam Angle: 103°

h(m)	E(lx)	D(m)
1	705	2.51
2	176	5.03
3	78	7.54
4	44	10.05
5	28	12.57

72° MICRO-PRISMATIC

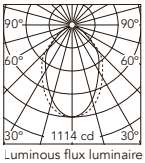

Luminous flux luminaire
1915 lm *L: 1000 mm

Beam Angle: 72°

h(m)	E(lx)	D(m)
1	1114	1.46
2	278	2.92
3	124	4.38
4	70	5.84
5	45	7.30

In-Finity Suspension Up&Down 35 mm

Light Source: Top LED 31,5W/m - 1785 lm/m UP - 2665 lm/m DOWN - 3000K/CRI 80 / 31,5W/m - 1875 lm/m UP - 2800 lm/m DOWN - 4000K/CRI 80

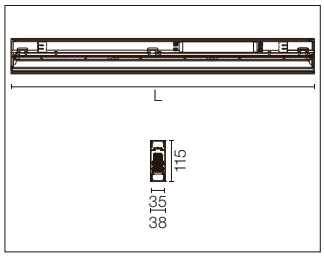

IP 20

GWT 850°

1 - 100% DALI

LED INCL.

Sistema modulare d'illuminazione a sospensione LED formato da moduli LED, profilo di alluminio e diffusore. Drivers inclusi nei moduli d'illuminazione per il collegamento alla rete elettrica di 220-240V o ad altri moduli di illuminazione. Kit di sospensione incluso.

LED modular system for suspended installation, including LED luminaires, aluminum installation profile, and diffusers. Drivers included in lighting modules for 220-240V connection to mains or to other lighting modules. Suspension kit included.

103° OPAL

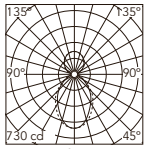

Luminous flux luminaire
2178 lm *L: 1000 mm

Beam Angle: 103°

h(m)	E(lx)	D(m)
1	730	1.55
2	182	3.11
3	81	4.66
4	46	6.22
5	29	7.77

76° MICRO-PRISMATIC

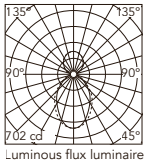

Luminous flux luminaire
2094 lm *L: 1000 mm

Beam Angle: 76°

h(m)	E(lx)	D(m)
1	702	1.55
2	175	3.11
3	78	4.66
4	44	6.22
5	28	7.77

In-Finity Suspension Up&Down 70 mm

Light Source: Top LED 38W/m - 1785 lm/m UP - 2985 lm/m DOWN - 3000K/CRI 80 / 38W/m - 1875 lm/m UP - 3135 lm/m DOWN - 4000K/CRI 80

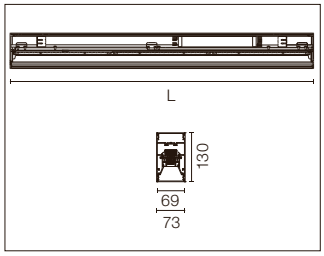

IP 20

GWT 850°

1 - 100% DALI

LED INCL.

Sistema modulare d'illuminazione a sospensione LED formato da moduli LED, profilo di alluminio e diffusore. Drivers inclusi nei moduli d'illuminazione per il collegamento alla rete elettrica di 220-240V o ad altri moduli di illuminazione. Kit di sospensione incluso.

LED modular system for suspended installation, including LED luminaires, aluminum installation profile, and diffusers. Drivers included in lighting modules for 220-240V connection to mains or to other lighting modules. Suspension kit included.

103° OPAL

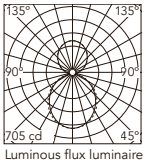

Luminous flux luminaire
3062 lm *L: 1000 mm

Beam Angle DIR: 103°

h(m)	E(lx)	D(m)
1	705	2.51
2	176	5.03
3	78	7.54
4	44	10.05
5	28	12.57

72° MICRO-PRISMATIC

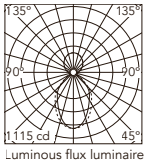

Luminous flux luminaire
3108 lm *L: 1000 mm

Beam Angle DIR: 72°

h(m)	E(lx)	D(m)
1	1115	1.46
2	279	2.92
3	124	4.38
4	70	5.84
5	45	7.30

Accessori / Accessories

Terminali di chiusura, metallico, per i diversi profili. Kit di 2 unità.

Contattare Flos Architectural per una configurazione senza terminali di chiusura.

*La versione Recessed No Trim è disponibile solo nella finitura bianca (40).

Metal end cap for the different profiles. 2 unit kit.

Contact Flos Architectural team for a configuration without end caps.

*No Trim Recessed version is only available in white finish (40).

Recessed Trim

35 mm

08.9051.40
08.9051.02
08.9051.NS

70 mm

08.9053.40
08.9053.02
08.9053.NS

Recessed No Trim*/ Surface / Suspension Down

35 mm

08.9050.40
08.9050.02
08.9050.NS

70 mm

08.9052.40
08.9052.02
08.9052.NS

Suspension Up&Down

35 mm

08.9056.40
08.9056.02
08.9056.NS

70 mm

08.9057.40
08.9057.02
08.9057.NS

Kit di sospensione da una unità (L = 4 m). Distanza massima tra i cavi di sospensione: 2 m. Dimensioni ancoraggio a soffitto (h=63mm, d=22mm) e ancoraggio al profilo (l=36mm a=24mm h=9mm)

One unit suspension kit (L = 4 m). Maximum distance between the suspension cables: 2 m. Ceiling anchor dimensions (h=63mm, d=22mm) and anchor to profile (l=36mm a=24mm h=9mm)

08.0030

Rosone di alimentazione per l'installazione sospesa di In-Finity. La versione standard viene fornita con cavo a tre poli per l'accensione semplice. La versione Dali viene fornita con cavo a cinque poli, che può essere utilizzato per l'accensione doppia indipendente dell'illuminazione diretta e indiretta nella versione Up&Down standard. Comprende cavo da sospensione di 4 m.

Power supply rose for the hanging installation of the In-finity.
The standard version comes with a three-pole cable for basic switching. The Dali version comes with a five-pole cable that can be used for double switching, independent from the direct and indirect lighting in the standard Up&Down version. Includes a 4 m suspension cable.

08.0031.00
Dali Version
08.0031.00.DA

Diffusore opalino da 500 mm. Illuminazione d'ambiente diffusa, uniforme e schermata. Accessorio per completare spazi vuoti in strutture con angoli o lunghezza superiore a 3m.

500 mm opal diffuser. Diffuse, glare free and uniform lighting throughout the room. Accessory to fill gaps in structures with corners or longer than 3 meters.

In-Finity 35
08.0109.00
In-Finity 70
08.0110.00

Diffusore microprismato da 500 mm. Diffusore altamente efficiente per illuminazione schermata di UGR<19, grazie alla sua esclusiva struttura microprismatica multistrato.
Accessorio per completare spazi vuoti in strutture con angoli o lunghezza superiore a 3m.

500 mm micro-prismatic diffuser. Highly efficient multilayer diffuser that, thanks to its unique micro-prismatic texture, provides a glare free UGR<19 light beam.
Accessory to fill gaps in structures with corners or longer than 3 meters.

In-Finity 35
08.0112.00
In-Finity 70
08.0113.00

LIGHT CUT MINI

DESIGNED BY FLOS ARCHITECTURAL

PERIMETRAL 70 mm 140 mm

SPOTS MODULES

LIGHT SOURCE
LED ARRAY
18W
1850 lm
3000K/CRI 90

LIGHT SOURCE
LED ARRAY
HIGHT
PERFORMANCE
18W
2193 lm
3000K/CRI 90

LIGHT SOURCE
LED ARRAY
14,4W
1380 lm
3000K/CRI 90

☐ 30 Bianco Opaco
30 Matte White

■ 14 Nero Opaco
14 Matte Black

Descrizione
Sistema di illuminazione composto da un profilo estruso che si integra perfettamente in soffitti realizzati in cartongesso. È predisposto per integrare in modo semplice l'illuminazione con proiettori LED.
I proiettori sono predispoti per essere installati direttamente sopra il profilo, con dispositivi remoti di classe II. Inoltre, sono disponibili due misure, a seconda dell'installazione. Dispone di accessori per ottimizzare il comfort visivo e di filtri colorati.

Fonte Luminosa
Possibilità di integrare un altro tipo di LED su richiesta. Per maggiori informazioni, non esiti a contattare il nostro team.

Informazioni Aggiuntive
Installabile esclusivamente su superfici di cartongesso di 12,5 mm di spessore.
È possibile accorciare i profili fino a qualsiasi dimensione.
Grado di protezione IP20.
Adatti ad installazioni su superfici normalmente infiammabili.
Prodotti per l'alimentazione dimmerabile – Consigliamo la lettura del capitolo sul driver per conoscere i casi di declinazione di responsabilità in materia di alimentatori dimmerabili.

Prima di effettuare l'ordine, si consiglia di informarsi per bene sulle caratteristiche del prodotto che non sono state incluse in questo catalogo e che possono essere determinanti per il suo progetto di installazione, consultando la pagina web di Flos per professionisti, la scheda tecnica del prodotto e le istruzioni per la sua installazione e montaggio.

Conformità e Marchi di Qualità
Apparecchio conforme alla Normativa Tecnica Europea EN60598-1 e relative parti seconde.

Description
Lighting system comprising an extruded profile which integrates perfectly in plasterboard ceilings. It is prepared for the simple integration of lighting with LED projectors. The projectors are prepared for installation directly on the profile, with Class II remote equipment. Furthermore, they are available in two sizes depending on the installation. It has accessories for visual comfort optimization and colour filters.

Light Source
Possibility to integrate a different type of LED upon request. For more information, please contact our team.

Additional Information
Can only be installed in 12.5 mm thick plaster-board.
It is possible to cut the profiles to any size.
IP20 protection grade.
Suitable for installation on normally inflammable surfaces.
Mains Dimming Products – Please read Mains Dimming disclaimer in drivers chapter.

Before placing your order, please consult the product details also on the Flos professional website, in its technical data sheet and in the installation and assembly instructions to find all the information that may not be included in this catalogue or that could be relevant to your specific project or installation.

Standard Compliance and Quality Marks
EN60598-1 European Technical Standards and any subsequent additions.

Profiles

Spot Module

Spot Module Electrical Connection

Installazione Canale 70 / Canale 140

Struttura realizzata in alluminio, da integrare in soffitti in cartongesso. Consente di incorporare proiettori. E' composto da profili da 1 o 2 metri per l'installazione all'interno di un canale più angoli interni ed esterni doppi. È possibile accorciare i profili fino a qualsiasi dimensione.

Channel 70 / Channel 140 Installation

Structural system in aluminium to integrate in plasterboard ceilings. It allows incorporation of projectors. Channel installation consists of 1 or 2 meter profiles, double inside and outside corners. It is possible to cut the profiles to any size.

Profilo in alluminio. Kit da 2 unità.

Aluminium profile. 2 unit kit.

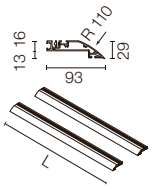

Channel 70 / 140

L: 1000 mm

08.8720.30
08.8720.14

L: 2000 mm

08.8721.30
08.8721.14

Terminale di chiusura.

End cap.



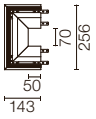

Channel 70

08.8705.30
08.8705.14

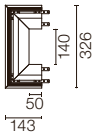

Channel 140

08.8706.30
08.8706.14

Angolo.

Corner.

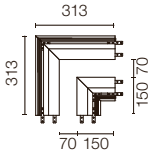

Channel 70

08.8707.30
08.8707.14

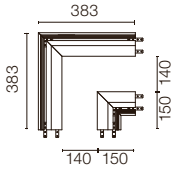

Channel 140

08.8708.30
08.8708.14

Installazione Perimetrale

Struttura realizzata in alluminio, da integrare in soffitti in cartongesso. Consente di incorporare proiettori. E' composto da profili da 1 o 2 metri per l'installazione perimetrale più angoli interni ed esterni. È possibile accorciare i profili fino a qualsiasi dimensione.

Perimetral Installation

Structural system in aluminium to integrate in plasterboard ceilings. It allows incorporation of projectors. Perimetral installation consists of 1 or 2 meter profiles, inside and outside corners. It is possible to cut the profiles to any size.

Profilo in alluminio. Kit da 1 unità. Aluminium profile. 1 unit kit.

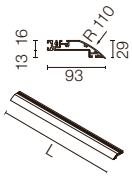

L: 1000 mm
08.8701.30
08.8701.14
L: 2000 mm
08.8702.30
08.8702.14

Angolo interno. Inner corner.

08.8709.30
08.8709.14

Angolo esterno. Outer corner.

08.8710.30
08.8710.14

Accessorio per angolo verticale. Accessory for vertical corner.

08.8711.00

Spot Module Pro LED Array

Light Source: LED Array DC 500 mA - 18W - 1850 lm - 3000K/CRI 90
LED Array High Performance DC 500 mA - 18W - 2193 lm - 3000K/CRI 90

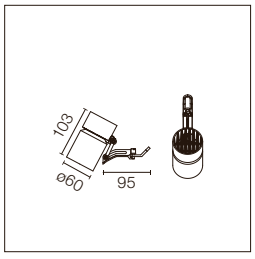

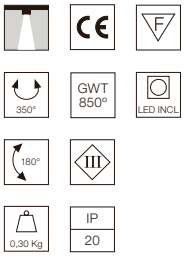

Proiettore per l'installazione nella struttura Light Cut Mini. Fonte di alimentazione a corrente costante remota.
I riferimenti "High Performance" comprendono un riflettore ad alto rendimento.

Spotlight to be installed on Light Cut Mini system. Remote continuous current supply source not included. High performance part numbers include high performance reflector.

Alimentazioni raccomandate / Recommended power supply*:

Non Dimmable 220-240V	RF31855
Dimmable 0/1-10V / Push 220-240V	RF27961
Dimmable DALI 2 110-240V	60.9222
Mains Dimming 220-240V	60.9467
Casambi 220-240V	60.9207

* Vedi capitolo Drivers / Refer to the Drivers chapter

09.0360.30
09.0360.14

11° SPOT

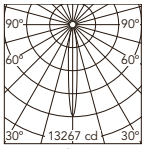

Luminous flux luminaire 1234 lm

Beam Angle: 11°

h(m)	E(lx)	D(m)
1	13267	0.19
2	3317	0.39
3	1474	0.58
4	829	0.77
5	531	0.97

09.0361.30
09.0361.14

20° MEDIUM

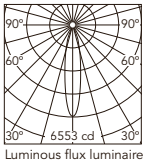

Luminous flux luminaire 1207 lm

Beam Angle: 20°

h(m)	E(lx)	D(m)
1	6553	0.35
2	1638	0.71
3	728	1.06
4	410	1.41
5	262	1.77

09.0362.30
09.0362.14

42° FLOOD

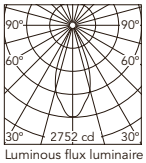

Luminous flux luminaire 1162 lm

Beam Angle: 42°

h(m)	E(lx)	D(m)
1	2752	0.76
2	688	1.53
3	306	2.29
4	172	3.05
5	110	3.81

High Performance
09.0365.30A
09.0365.14A

21° SPOT

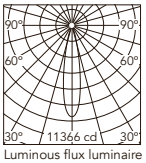

Luminous flux luminaire 1803 lm

Beam Angle: 21°

h(m)	E(lx)	D(m)
1	11366	0.36
2	2842	0.73
3	1263	1.09
4	710	1.46
5	455	1.82

High Performance
09.0366.30A
09.0366.14A

27° MEDIUM

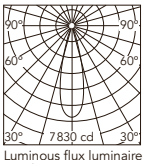

Luminous flux luminaire 1717 lm

Beam Angle: 27°

h(m)	E(lx)	D(m)
1	7830	0.49
2	1957	0.97
3	870	1.46
4	489	1.95
5	313	2.43

High Performance
09.0367.30A
09.0367.14A

34° FLOOD

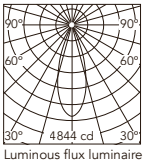

Luminous flux luminaire 1611 lm

Beam Angle: 34°

h(m)	E(lx)	D(m)
1	4844	0.62
2	1211	1.24
3	538	1.86
4	303	2.48
5	194	3.10

Spot Module LED Array

Light Source: LED Array DC 300 mA - 10W - 1380 lm - 3000K/CRI 90

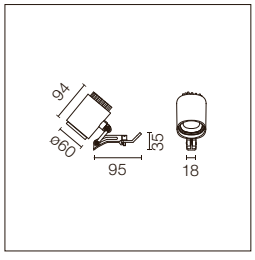

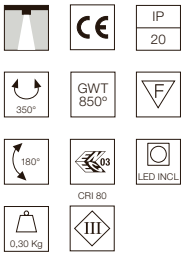

Proiettore per l'installazione nella struttura Light Cut Mini. Fonte di alimentazione a corrente costante remota.

Spotlight to be installed on Light Cut Mini system. Remote continuous current supply source not included.

Alimentazioni raccomandate / Recommended power supply*:

Non Dimmable 220-240V	RF31855
Dimmable 0/1-10V 110-240V	RF27961
Dimmable Dali 2 110-240V	60.8711A
Mains Dim. Trailing Edge 220-240V	60.9421
Casambi 220-240V	60.9207

* Vedi capitolo Drivers / Refer to the Drivers chapter

CRI 90
09.0217.30C
09.0217.14C

26° MEDIUM

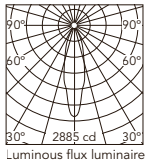

Luminous flux luminaire 853 lm

Beam Angle: 26°

h(m)	E(lx)	D(m)
1	2885	0.46
2	721	0.93
3	321	1.39
4	180	1.86
5	115	2.32

CRI 90
09.0218.30C
09.0218.14C

30° FLOOD

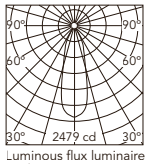

Luminous flux luminaire 881 lm

Beam Angle: 30°

h(m)	E(lx)	D(m)
1	2479	0.53
2	620	1.06
3	275	1.59
4	155	2.11
5	99	2.64

CRI 90
09.0219.30C
09.0219.14C

43° WIDE FLOOD

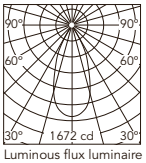

Luminous flux luminaire 886 lm

Beam Angle: 43°

h(m)	E(lx)	D(m)
1	1672	0.79
2	418	1.58
3	186	2.37
4	105	3.16
5	67	3.95

Accessori / Accessories

Spot module: LED Array

Filtro blu Blue filter		08.8501.64.OD
Filtro azzurro Sky blue filter		08.8501.65.OD
Filtro ambra Amber filter		08.8501.66.OD
Filtro rosso Red filter		08.8501.67.OD
Hot light Hot light		08.8501.69
Cold light Cold light		08.8501.CL

Daylight Daylight		08.8501.DL
Neodimium Neodimium		08.8501.ND
Honeycomb Honeycomb		08.3309.14
Lente ellittica Elliptical lens		08.8627.68
Lente flood Flood lens		08.3310.19

HIGH COMFORT

Gustave, EMI, Oblique, Oblique Floor, Workmates, Light Shadow, Light Shadow Pro&Dots, Eclectic, Circle of Light, LED Curtain.

GUSTAVE

DESIGNED VINCENT VAN DUYSEN

GUSTAVE
HOSPITALITY

LIGHT SOURCE
TOP LED
2,3W
221 lm
2700K/CRI 90
235 lm
3000K/CRI 90

GUSTAVE
RESIDENTIAL

LIGHT SOURCE
TOP LED
2,5W
221 lm
2700K/CRI 90
235 lm
3000K/CRI 90

DY Matt White

DR Matt Anthracite

MR Laquered Brown

GX Laquered Green

05 Polished Silver

SB Smooth Black

VL Raw Aluminum

GUSTAVE

Descrizione
Gustave è una lampada portatile, con alimentatore autonomo, pensata specificamente per l'illuminazione da tavolo e altri usi analoghi come luce ausiliare. Grazie alle sue piccole dimensioni, Gustave è la sintesi perfetta tra la tecnologia ottico-luminosa più innovativa e una ingegneria eccezionale, sviluppata per rispondere al proposito discrezionale di Flos per questo progetto: creare la prima lampada portatile del mercato con coscienza di disegno circolare, ecologica e sinceramente pensata contro l'obsolescenza.

Sistema ottico
Gustave è la prima lampada che incorpora un sistema di lenti con emissione asimmetrica, esclusive e brevettate da Flos, disposte a rotazione coprendo un raggio di 360º attorno alla lampada. Questa innovazione pionieristica permette di estendere il campo d'illuminazione rispetto al punto centrale della fonte luminosa. L'ampiezza e intensità della distribuzione luminosa è stata pensata per ottimizzare la luce ottenuta nelle applicazioni archetipiche a tavoli da 2 a 4 commensali. In questo modo, Gustave migliora al massimo la relazione tra la superficie occupata e l'area illuminata dalla lampada.

Alimentatore: batterie
Le batterie di Gustave sono delle celle agli ioni di litio tipo 'pila', sostituibili e ricaricabili (sia mediante un cavo USB —versione residenziale— sia con un caricabatterie esterno —versione hospitality). È un formato di pila standardizzato e facile da acquisire nei negozi al dettaglio di elettronica. L'idea è quella di attualizzare le batterie delle classiche torce elettriche per rompere la relazione tra vita utile della batteria e l'obsolescenza della lampada. Quando il ciclo della batteria arriva al suo termine, si sostituisce la batteria e Gustave funziona come fosse nuova.
Inoltre, con la versione hospitality per professionisti la funzionalità migliora notevolmente grazie alla filosofia della batteria. A differenza di altre lampade, quando Gustave si spegne, riprende a funzionare all'istante: si devono sostituire le batterie scariche con quelle caricate e la lampada è di nuovo operativa. E se questo non bastasse, Gustave evita a hotel e ristoranti la spesa di dover moltiplicare la unità necessarie per mantenere la luce accesa durante l'orario di servizio. Per una determinata zona, sarà sufficiente una Gustave e un kit di batterie e di caricabatterie per alimentarla durante l'orario di attenzione al pubblico.

Autonomia: gestione e funzionalità
Quando la carica di Gustave arriva al 20%, l'indicatore LED (situato nella parte inferiore della testa del prodotto) diventa rosso. Quando arriva al 10%, l'intensità massima si riduce da sola al 25%. Quando arriva allo 0%, la lampada si spegne automaticamente. Nella versione hospitality, l'autonomia del prodotto è di 12 ore al 100%, di 24 ore al 50% e di 48 ore al 25%. Il tempo della ricarica dipenderà dal caricabatteria esterno e dalle sue caratteristiche. Nella versione residential, l'autonomia del prodotto è di 6 ore al 100%, di 10 ore al 50% e di 18 ore al 25%. Il tempo di ricarica è di circa 5-6 ore. Durante la ricarica, l'indicatore LED sarà di colore giallo, diventerà verde a carica completata. Si raccomanda di caricare le batterie quando la lampada è spenta.

Sistema di controllo
Gustave si accende, si spegne e si regola con un sensore capacitativo situato sulla base della testa della lampada. Nella versione residential, la regolazione della luminosità è sequenziale, da 0 al 100% e viceversa. Memorizza l'ultima posizione e lampeggia quando la luce raggiunge l'intensità massima o minima. Nella versione hospitality, per garantire un'illuminazione uniforme di uno spazio con varie lampade Gustave, l'intensità si regola in base a tre variazioni (25%, 50% e 100%).

Accessori e ricambi
Tra gli accessori, la versione hospitality di Gustave comprende un caricabatterie esterno e la versione residential un adattatore per il cable di ricarica USB. Entrambe le versioni comprendono le batterie ione-litio tra gli accessori e/o i ricambi. La versione residential include già le batterie. La versione hospitality si vende senza batterie, per cui è necessario comprarle separatamente. In caso di comprare le batterie ione-litio da un distributore diverso da Flos, ci si deve assicurare che le batterie rispettino i requisiti dimensionali, elettrici e di altro tipo indicati nelle istruzioni del prodotto.

Informazioni Addizionali
Indice di protezione IP54.

Adempimento della Normativa e Marchio di Qualità
Apparecchi conformi alla Norma Europea EN60598-1 e parte seconda.

Description
Gustave is a portable, self-powered luminaire, specially designed for tabletop lighting applications and other related uses as supplementary lighting. Gustave's compact size encloses a perfect mix of the most innovative optical and light technology and a disruptive engineering, developed in the service of a discretionary purpose of Flos for this project: to create the first portable luminaire on the market with circular design awareness, ecological and honestly conceived against obsolescence.

Optical System
Gustave is the first luminaire to incorporate a system of exclusive, patented by Flos, asymmetrical emission lenses, arranged in revolution and spanning 360º around the position of the lamp. This pioneering innovation makes it possible to achieve a large illuminated surface in relation to the central point of the light source. The expanse and intensity of the light distribution has been designed to optimize the light obtained in archetypal applications for tables hosting 2 to 4 guests. Thus, with Gustave, the ratio between the surface occupied by the lamp and the area illuminated by it is improved to the maximum.

Power Supply: Batteries
Gustave uses lithium-ion cell batteries that are replaceable and rechargeable, either via a USB cable for the Residential version, or externally by using dedicated chargers for the Hospitality version. This battery format is standard and easy to purchase from retail distributors of such products. This concept, a sort of upgrade of the classic flashlight batteries, puts an end to the link between battery life and lamp obsolescence. When the batteries reach the end of their cycle, they are simply replaced with new ones and Gustave continues to function as on the first day.
In addition, in the Hospitality version for professionals, a remarkable functional improvement is achieved thanks to its battery philosophy. Unlike its alternatives, when Gustave runs out of power, it can quickly continue to operate: just easily replace the batteries with charged ones and it will be operational again. On top of that, Gustave allows hotels and restaurants to avoid the cost of multiplying the units needed to have lighting throughout the service hours. Just having one Gustave per desired spot and the relevant sets of batteries and chargers to provide them with power during opening hours will be enough.

Autonomy: Management and Functionality
When Gustave's charge drops below 20%, its red LED indicator (located at the bottom of the product head) lights. When it drops below 10%, in addition to the red indicator, the lamp is forced to dim the maximum intensity to 25%. When it reaches 0%, the luminaire automatically switches off. In the Hospitality version, the autonomy of the product is 12h at 100%, 24h at 50% and 48h at 25%. Charging time will depend on the external charger model and its characteristics. In the Residential version, the product autonomy is 6h at 100%, 10h at 50% and 18h at 25%. Approximate charging time is 5 to 6 hours. During charging, the LED indicator will remain yellow. When it reaches full charge, it changes to green. It is recommended to charge the product while it is turned off.

Control System
Gustave is switched on, off and dimmed via a capacitive button located at the base of the luminaire head. In the Residential version, product dimming is sequential from 0-100% and vice versa. It has last position memory and an indicator that flashes when the maximum or minimum intensity is reached. To facilitate uniformity between the Gustave Hospitality version units sharing a space, the light level is dimmed in 3 steps (25%, 50%, 100%).

Accessories and Spare Parts
As accessories, Gustave offers an external battery charger in the Hospitality version and a power adapter for the USB charging cable in the Residential version. Lithium-ion batteries are also offered as accessories and/or spare parts for both versions. The Residential version is sold with batteries included. The Hospitality version is sold without batteries and these must be purchased separately. If the lithium-ion batteries are purchased from a non-Flos distributor, it is important to ensure that they meet the dimensional, electrical and other requirements stated in the product instructions.

Additional Information
IP54 protection rating.

Standard Compliance and Quality Marks
The luminaire complies with the EN60598-1 European Technical Standards and any subsequent additions.

Gustave Hospitality

Light Source: Top LED DC 60 mA - 2,3W - 221 lm - 2700K/CRI 90 / 2,3W - 235 lm - 3000K/CRI 90

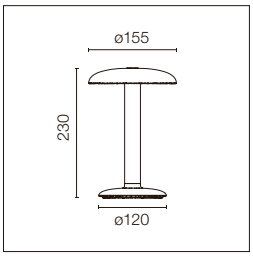

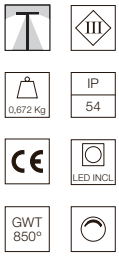

Lampada portatile a batteria autonoma, pensata per hospitality (hotel, ristoranti, eccetera). Alimentazione a batteria 'Button Type 18650 Li-Ion' (3 unità, non comprese). Caricabatterie esterno, non compreso. Regolazione a 3 variazioni (25%, 50%, 100%), mediante un pulsante tattile capacitativo.

Portable luminaire with autonomous battery, designed for hospitality (hotels, restaurants...). Powered by 'Button Type 18650 Li-Ion' batteries (3 units, not included). External battery charger, not included. 3-Step dimming (25%, 50%, 100%) by means of capacitive haptic push button.

2700K

- 09.8400.DY
- 09.8400.DR
- 09.8400.MR
- 09.8400.GX
- 09.8400.05
- 09.8400.SB
- 09.8400.VL

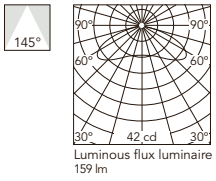

Luminous flux luminaire 159 lm

Beam Angle: 145°

h(m)	E(lx)	D(m)
1	22	6.28
2	6	12.56
3	2	18.84
4	1	25.11
5	1	31.39

3000K

- 09.8401.DY
- 09.8401.DR
- 09.8401.MR
- 09.8401.GX
- 09.8401.05
- 09.8401.SB
- 09.8401.VL

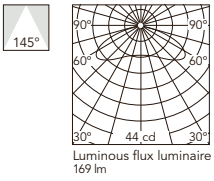

Luminous flux luminaire 169 lm

Beam Angle: 145°

h(m)	E(lx)	D(m)
1	24	6.28
2	6	12.56
3	3	18.84
4	1	25.11
5	1	31.39

Gustave Residential

Light Source: Top Array DC 60 mA - 2,5W - 221 lm - 2700K/CRI 90 / 2,5W - 235 lm - 3000K/CRI 90

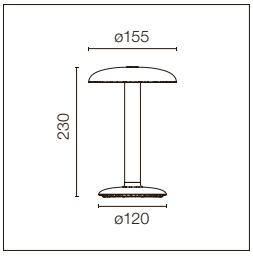

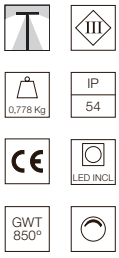

Lampada portatile a batteria autonoma, pensata per residential. Alimentazione a batteria 'Button Type 18650 Li-Ion' (2 unità, comprese con il prodotto). Cavo per la ricarica tipo USB (adattatore per la presa, non compreso). Regolazione sequenziale 0-100%, mediante un pulsante tattile capacitativo.

Portable luminaire with autonomous battery, designed for residential applications. Powered by 'Button Type 18650 Li-Ion' batteries (2 units, included inside the product). USB-C charging cable (plug adapter not included). 0-100% sequential regulation by means of capacitive haptic push button.

2700K

- 09.8405.DY
- 09.8405.DR
- 09.8405.MR
- 09.8405.GX
- 09.8405.05
- 09.8405.SB
- 09.8405.VL

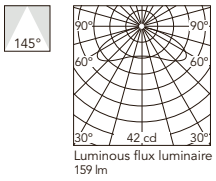

Luminous flux luminaire 159 lm

Beam Angle: 145°

h(m)	E(lx)	D(m)
1	22	6.28
2	6	12.56
3	2	18.84
4	1	25.11
5	1	31.39

3000K

- 09.8406.DY
- 09.8406.DR
- 09.8406.MR
- 09.8406.GX
- 09.8406.05
- 09.8406.SB
- 09.8406.VL

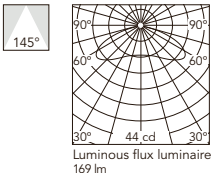

Luminous flux luminaire 169 lm

Beam Angle: 145°

h(m)	E(lx)	D(m)
1	24	6.28
2	6	12.56
3	3	18.84
4	1	25.11
5	1	31.39

HOW TO ORDER GUSTAVE

Gustave Hospitality

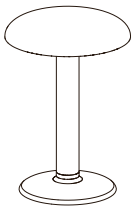

Accessories

Battery Charger
(Not included)

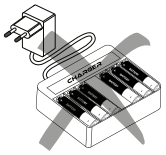

Battery Pack
(Not included)

Button Type

Flat Type

Gustave Residential

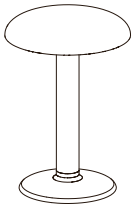

Battery Pack
(Included)

Accessories & Spare parts

Cable for Gustave Resideltial
(Included)

White Cable Black Cable

Adapter 5V. Min 2A
(Not included)

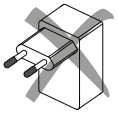

Accessori (Hospitality) / Accessories (Hospitality)

Caricabatterie per batterie al litio.
6 baie di carica

Lithium battery charger.
6 Charging Bays

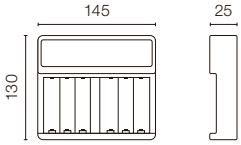

Hospitality
EUR
60.9848
UK
08.0958.00
US
60.9952

Pacchetto pile - Button Type
ICR18650 Li-Ion. 2600 mAh
by HWE

Battery pack - Button Type
ICR18650 Li-Ion. 2600 mAh
by HWE



Hospitality
Pack x3
08.0745.00
Pack x6
08.0746.00
Pack x12
08.0747.00
Pack x24
08.0748.00

Accessori (Residential) / Accessories (Residential)

Adattatore 5V. Min 2A.
EUR / USA / UK

Adapter 5V. Min 2A.
EUR / USA / UK

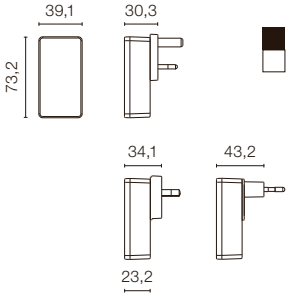

Residential
RF27576
RF25965

Ricambi (Residential) / Spare parts (Residential)

Pacchetto pile - Button Type
ICR18650 Li-Ion. 2600 mAh
by HWE

Battery pack - Button Type
ICR18650 Li-Ion. 2600 mAh
by HWE

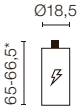

Residential
Pack x2
08.0744.00

Cavo per Gustave Resideltial
USB-A/USB-C. - L= 1,2m.

Cable for Gustave Resideltial
USB-A/USB-C. - L= 1,2m.

Residential
08.0761.14
08.0761.30

* Intervallo dimensionale rigoroso / Strict dimensional range.

NEW

EMI

DESIGNED BY ERWAN BOUROULLEC

NEW

Descrizione
Emi, progettata da Erwan Bouroullec, combina diverse fonti di luce ad alto comfort visivo per creare un'esperienza unica di luci e ombre. Questo intrigante contrasto si ottiene attraverso l'unione di un corpo, opaco e monolitico, con gruppi ottici ad alto flusso luminoso e con una sorgente invisibile.
Il design di questa collezione nasce dal raggruppamento di tre moduli luminosi all'interno di estrusioni lineari e compatte che conferiscono alla lampada la forma triangolare che si riflette in tutto il suo design. La sezione principale, il palo e gli stativi condividono questa forma, creando una struttura coerente ed esteticamente equilibrata.
Emi è realizzata principalmente con metalli: la base della lampada è in ghisa, mentre l'asta e il corpo principale sono in alluminio. La sezione superiore e quella inferiore sono realizzate con polimeri. Sono stati compiuti notevoli sforzi per ridurre al minimo le superfici e gli spessori in tutta la collezione, allo scopo di ottimizzare l'uso dei materiali.
La collezione Emi è disponibile in tre versioni: a soffitto, da terra e da tavolo. Questa varietà permette di adattare la luce di Emi sia agli spazi domestici che a quelli di *hospitality*.
L'uso ripetuto di un linguaggio simile in tutti i modelli permette di posizionare molteplici corpi luminosi dal linguaggio comune, che possono essere disposti nello spazio attraverso l'iterazione, l'allineamento e la simmetria. Questo rende Emi un nuovo tipo di illuminazione architettonica che può essere utilizzata in modo seriale, fornendo un design uniforme che si integra perfettamente nell'architettura circostante.

Modelli e sistema ottico
La versione a soffitto di Emi è disponibile in due dimensioni, più sottile o più ampia, e in diverse lunghezze. Presenta una struttura lineare costituita da un tubo verticale che genera un fascio di luce diretto. Ciò che la rende particolare è la sua modularità: può essere utilizzata singolarmente o combinando elementi diversi, creando così combinazioni di luce sempre diverse e scenografiche, pur mantenendo la sua elegante semplicità.
La versione da terra di Emi sembra fluttuare nell'aria, alleggerita da uno stelo che la collega alla base, mantenendo l'identità triangolare che caratterizza la versione a soffitto. L'illuminazione di questo modello è bidirezionale: nella parte superiore, la luce è abbastanza potente da illuminare l'intero spazio senza abbagliare, grazie alla particolare conformazione del fascio luminoso. Nella parte inferiore, la luce è morbida e diffusa, perfetta da abbinare ad altre fonti luminose come un televisore.
La versione da tavolo di Emi funziona in modo simile a quella da terra, ma con dimensioni ridotte, adattandosi perfettamente e in modo discreto a qualsiasi superficie orizzontale.

Sistemi di controllo
I modelli Ceiling sono disponibili con opzioni di regolazione *Non Dimming*, *DALI*, *1-10V* e *Mains Dimming*. Le versioni *Floor* e *Table*, invece, si possono regolare con sensori capacitivi *Touch Dimming* posizionati nella parte superiore dello stelo centrale.

Informazioni aggiuntive
La tecnologia avanzata di Emi si sposa perfettamente con un design sostenibile. Il corpo della lampada è principalmente realizzato in alluminio (parzialmente riciclato e completamente riciclabile), garantendo un impatto ambientale ridotto.
La durabilità è un altro elemento chiave del design di Emi. Il prodotto è progettato per durare nel tempo con l'obiettivo di evitare gli sprechi e una rapida obsolescenza. Ogni unità ottica può essere sostituita singolarmente per agevolare la manutenzione, mentre l'assenza di colle e saldature semplifica lo smontaggio e il corretto smaltimento delle singole parti alla fine della vita utile del prodotto.
Prodotti per l'alimentazione dimmerabile – Consigliamo la lettura del capitolo sul driver per conoscere i casi di declinazione di responsabilità in materia di alimentatori dimmerabili.

Prima di effettuare l'ordine, si consiglia di informarsi per bene sulle caratteristiche del prodotto che non sono state incluse in questo catalogo e che possono essere determinanti per il suo progetto di installazione, consultando la pagina web di Flos per professionisti, la scheda tecnica del prodotto e le istruzioni per la sua installazione e montaggio.

Conformità e Marchi di Qualità
Apparecchio conforme alla Normativa Tecnica Europea EN60598-1 e relative parti seconde.

Description
Emi, designed by Erwan Bouroullec, combines different light sources with a high level of visual comfort to create a unique experience of light and shadow. This intriguing contrast is created by combining a matt, monolithic body with lens units featuring a high luminous flux and with an invisible source.
The design of this collection comes from grouping together three light modules inside compact, linear extrusions that give the lamp a triangular shape which is reflected all throughout its design. The main section, the pole and the stands share this shape, creating a cohesive and aesthetically balanced structure.
Emi is mainly made from metal: the base of the lamp is cast iron, while the pole and main body are aluminium. The upper and lower sections are made with polymers. Considerable effort has been made to minimise the surfaces and thicknesses all throughout the collection in order to optimise the use of materials.
The Emi collection is available in three versions: ceiling, floor and table. This variety helps adapt the light of Emi to spaces both at home and in hospitality.
The repeated use of a similar style in all the models lets you position multiple luminaires with the same style, which can be arranged in a space through repetition, alignment and symmetry. This makes Emi a new type of architectural light that can be used as a series, providing a uniform design that fits in perfectly with the surrounding architecture.

Lens system and models
The ceiling version of Emi is available in two sizes, one thinner and one wider, and in different lengths. It has a linear structure formed of a vertical tube that generates a direct beam of light. What makes it special is its modular options: it can be used individually or by combining different elements, therefore creating ever different and spectacular combinations of light, while maintaining its elegant simplicity.
The floor version of EMI seems to float on air, made lighter by a rod that connects it to the base, while maintaining the triangular identity that characterises the ceiling version. This model has two-way lighting: in the upper part, the light is powerful enough to light up a whole space without any glare, thanks to the special shape of the beam of light. In the lower part, the light is soft and diffused, which is perfect for combining with other sources of light such as a television.
The table version of Emi works in a similar way to the floor version, but it is a smaller size, adapting perfectly and discreetly to any horizontal surface.

Control Systems
The Ceiling models are available with the following setting options *Non Dimming*, *DALI*, *1-10V* and *Mains Dimming*. While the *Floor* and *Table* versions can be adjusted with *Touch Dimming* capacitive sensors in the top part of the central rod.

Additional Information
The advanced technology of Emi goes perfectly with its sustainable design. The lamp's body is mainly made from aluminium (partially recycled and completely recycled), guaranteeing a lower environmental impact.
Durability is another key part of Emi's design. The product is designed to stand the test of time with the goal of avoiding waste and rapid obsolescence. Every lens unit can be replaced individually to make maintenance easier, while the absence of glues and welding simplifies the disassembly and correct disposal of individual parts at the useful end of the product's life.
Mains Dimming Products – Please read *Mains Dimming* disclaimer in drivers chapter.

Before placing your order, please consult the product details also on the Flos professional website, in its technical data sheet and in the installation and assembly instructions to find all the information that may not be included in this catalogue or that could be relevant to your specific project or installation.

Compliance of Standards and Quality Marks
Luminaire conforms to European Technical Standard EN60598-1 and secondary parts.

NEW

EMI

DESIGNED BY ERWAN BOUROULLEC

NEW

EMI CEILING
LARGE
H240

EMI CEILING
LARGE
H340

EMI CEILING
LARGE
H540

LIGHT SOURCE
LED ARRAY
28W
2289 lm
2700K/CRI 90
2303 lm
3000K/CRI 90

EMI CEILING
SMALL
H240

EMI CEILING
SMALL
H340

EMI CEILING
SMALL
H540

LIGHT SOURCE
POWER LED
11W
751 lm
2700K/CRI 90
772 lm
3000K/CRI 90

LIGHT SOURCE
POWER LED
Mains Dimming
8,5W
607 lm
2700K/CRI 90
631 lm
3000K/CRI 90

NEW

EMI

DESIGNED BY ERWAN BOUROULLEC

EMI TABLE

LIGHT SOURCE
UP
LED ARRAY
31W
3087 lm
2700K/CRI 90
3111 lm
3000K/CRI 90

DOWN
POWER LED
12,5W
1087 lm
2700K/CRI 90
1161 lm
3000K/CRI 90

EMI FLOOR

LIGHT SOURCE
UP
LED ARRAY
37W
3714 lm
2700K/CRI 90
3741 lm
3000K/CRI 90

DOWN
POWER LED
12,5W
1087 lm
2700K/CRI 90
1161 lm
3000K/CRI 90

NEW

Emi Ceiling

OW Off White | OW.XX All Off White | RY Deep Red | GY Deep Green | ZY Deep Blue

Emi Table

OW Off White | OW.XX All Off White | RY Deep Red | GY Deep Green | ZY Deep Blue

Emi Floor

OW Off White | OW.XX All Off White | RY Deep Red | GY Deep Green | ZY Deep Blue

Emi Ceiling Small H240

Light Source: Power LED 900 mA - 11W - 751 lm - 2700K/CRI 90 / 772 lm - 3000K/CRI 90
Power LED Mains Dimming 700 mA - 8,5W - 607 lm - 2700K/CRI 90 / 631 lm - 3000K/CRI 90

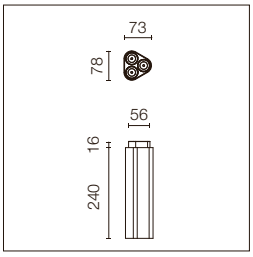

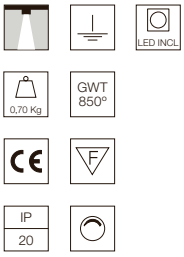

Apparecchio a basso abbagliamento per installazione su superficie. Fonte di alimentazione da 220-240 V integrata. Ricambi del modulo ottico (lenti) disponibili, consultare gli accessori. Le diverse opzioni di lenti accessorie (secondo l'angolo del fascio) sono intercambiabili.

Anti-glare appliance for installation on surfaces. Built-in 220-240 V power supply. Spare parts for the optical module (lens) are available, please see the accessories. The various accessory lens options (depending on the beam angle) are interchangeable.

Optic Spot
2700K

Non Dimming

- 05.4300.OW
- 05.4300.OW.78
- 05.4300.RY
- 05.4300.GY
- 05.4300.ZY

DALI 2

- 05.4300.OW.DA
- 05.4300.OW.YU
- 05.4300.RY.DA
- 05.4300.GY.DA
- 05.4300.ZY.DA

1-10V

- 05.4300.OW.1V
- 05.4300.OW.RX
- 05.4300.RY.1V
- 05.4300.GY.1V
- 05.4300.ZY.1V

Mains Dimming

- 05.4300.OW.NI
- 05.4300.OW.CN
- 05.4300.RY.NI
- 05.4300.GY.NI
- 05.4300.ZY.NI

11° SPOT

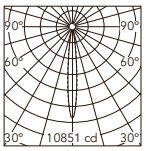

Luminous flux luminaire
628 lm 900 mA

Beam Angle: 11°

h(m)	E(lx)	D(m)
1	10851	0.20
2	2713	0.39
3	1206	0.59
4	678	0.78
5	434	0.98

11° SPOT

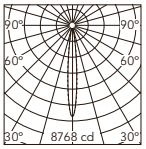

Luminous flux luminaire
507 lm 700 mA

Beam Angle: 11°

h(m)	E(lx)	D(m)
1	8768	0.20
2	2192	0.39
3	974	0.59
4	548	0.78
5	351	0.98

Optic Medium
2700K

Non Dimming

- 05.4301.OW
- 05.4301.OW.78
- 05.4301.RY
- 05.4301.GY
- 05.4301.ZY

DALI 2

- 05.4301.OW.DA
- 05.4301.OW.YU
- 05.4301.RY.DA
- 05.4301.GY.DA
- 05.4301.ZY.DA

1-10V

- 05.4301.OW.1V
- 05.4301.OW.RX
- 05.4301.RY.1V
- 05.4301.GY.1V
- 05.4301.ZY.1V

Mains Dimming

- 05.4301.OW.NI
- 05.4301.OW.CN
- 05.4301.RY.NI
- 05.4301.GY.NI
- 05.4301.ZY.NI

23° MEDIUM

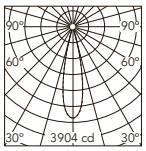

Luminous flux luminaire
611 lm 900 mA

Beam Angle: 23°

h(m)	E(lx)	D(m)
1	3904	0.40
2	976	0.81
3	434	1.21
4	244	1.62
5	156	2.02

23° MEDIUM

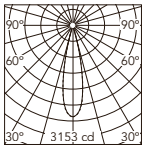

Luminous flux luminaire
493 lm 700 mA

Beam Angle: 23°

h(m)	E(lx)	D(m)
1	3153	0.40
2	788	0.81
3	350	1.21
4	197	1.62
5	126	2.02

3000K

Non Dimming

- 05.4305.OW
- 05.4305.OW.78
- 05.4305.RY
- 05.4305.GY
- 05.4305.ZY

DALI 2

- 05.4305.OW.DA
- 05.4305.OW.YU
- 05.4305.RY.DA
- 05.4305.GY.DA
- 05.4305.ZY.DA

1-10V

- 05.4305.OW.1V
- 05.4305.OW.RX
- 05.4305.RY.1V
- 05.4305.GY.1V
- 05.4305.ZY.1V

Mains Dimming

- 05.4305.OW.NI
- 05.4305.OW.CN
- 05.4305.RY.NI
- 05.4305.GY.NI
- 05.4305.ZY.NI

11° SPOT

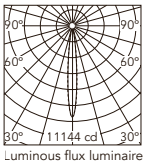

Luminous flux luminaire
645 lm 900 mA

Beam Angle: 11°

h(m)	E(lx)	D(m)
1	11144	0.20
2	2786	0.39
3	1238	0.59
4	697	0.78
5	446	0.98

11° SPOT

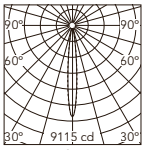

Luminous flux luminaire
528 lm 700 mA

Beam Angle: 11°

h(m)	E(lx)	D(m)
1	9115	0.20
2	2279	0.39
3	1013	0.59
4	570	0.78
5	365	0.98

3000K

Non Dimming

- 05.4306.OW
- 05.4306.OW.78
- 05.4306.RY
- 05.4306.GY
- 05.4306.ZY

DALI 2

- 05.4306.OW.DA
- 05.4306.OW.YU
- 05.4306.RY.DA
- 05.4306.GY.DA
- 05.4306.ZY.DA

1-10V

- 05.4306.OW.1V
- 05.4306.OW.RX
- 05.4306.RY.1V
- 05.4306.GY.1V
- 05.4306.ZY.1V

Mains Dimming

- 05.4306.OW.NI
- 05.4306.OW.CN
- 05.4306.RY.NI
- 05.4306.GY.NI
- 05.4306.ZY.NI

23° MEDIUM

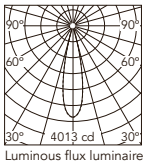

Luminous flux luminaire
628 lm 900 mA

Beam Angle: 23°

h(m)	E(lx)	D(m)
1	4013	0.40
2	1003	0.81
3	446	1.21
4	251	1.62
5	161	2.02

23° MEDIUM

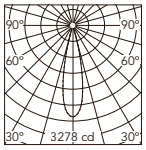

Luminous flux luminaire
513 lm 700 mA

Beam Angle: 23°

h(m)	E(lx)	D(m)
1	3278	0.40
2	820	0.81
3	364	1.21
4	205	1.62
5	131	2.02

NEW

Optic Flood
2700K

Non Dimming
- 05.4302.OW
- 05.4302.OW.78
- 05.4302.RY
- 05.4302.GY
- 05.4302.ZY

DALI 2
- 05.4302.OW.DA
- 05.4302.OW.YU
- 05.4302.RY.DA
- 05.4302.GY.DA
- 05.4302.ZY.DA

1-10V
- 05.4302.OW.1V
- 05.4302.OW.RX
- 05.4302.RY.1V
- 05.4302.GY.1V
- 05.4302.ZY.1V

Mains Dimming
- 05.4302.OW.NI
- 05.4302.OW.CN
- 05.4302.RY.NI
- 05.4302.GY.NI
- 05.4302.ZY.NI

30° FLOOD

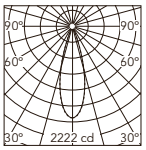

Luminous flux luminaire
595 lm 900 mA

Beam Angle: 30°

h(m)	E(lx)	D(m)
1	2223	0.54
2	556	1.07
3	247	1.61
4	139	2.14
5	89	2.68

30° FLOOD

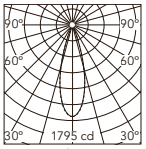

Luminous flux luminaire
481 lm 700 mA

Beam Angle: 30°

h(m)	E(lx)	D(m)
1	1796	0.54
2	449	1.07
3	200	1.61
4	112	2.14
5	72	2.68

Optic Wide Flood
2700K

Non Dimming
- 05.4303.OW
- 05.4303.OW.78
- 05.4303.RY
- 05.4303.GY
- 05.4303.ZY

DALI 2
- 05.4303.OW.DA
- 05.4303.OW.YU
- 05.4303.RY.DA
- 05.4303.GY.DA
- 05.4303.ZY.DA

1-10V
- 05.4303.OW.1V
- 05.4303.OW.RX
- 05.4303.RY.1V
- 05.4303.GY.1V
- 05.4303.ZY.1V

Mains Dimming
- 05.4303.OW.NI
- 05.4303.OW.CN
- 05.4303.RY.NI
- 05.4303.GY.NI
- 05.4303.ZY.NI

41° WIDE FLOOD

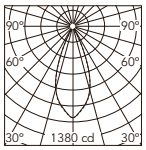

Luminous flux luminaire
590 lm 900 mA

Beam Angle: 41°

h(m)	E(lx)	D(m)
1	1380	0.75
2	345	1.49
3	153	2.24
4	86	2.98
5	55	3.73

41° WIDE FLOOD

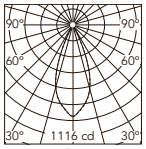

Luminous flux luminaire
477 lm 700 mA

Beam Angle: 41°

h(m)	E(lx)	D(m)
1	1116	0.75
2	279	1.49
3	124	2.24
4	70	2.98
5	45	3.73

3000K

Non Dimming
- 05.4307.OW
- 05.4307.OW.78
- 05.4307.RY
- 05.4307.GY
- 05.4307.ZY

DALI 2
- 05.4307.OW.DA
- 05.4307.OW.YU
- 05.4307.RY.DA
- 05.4307.GY.DA
- 05.4307.ZY.DA

1-10V
- 05.4307.OW.1V
- 05.4307.OW.RX
- 05.4307.RY.1V
- 05.4307.GY.1V
- 05.4307.ZY.1V

Mains Dimming
- 05.4307.OW.NI
- 05.4307.OW.CN
- 05.4307.RY.NI
- 05.4307.GY.NI
- 05.4307.ZY.NI

30° FLOOD

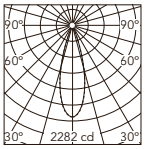

Luminous flux luminaire
611 lm 900 mA

Beam Angle: 30°

h(m)	E(lx)	D(m)
1	2282	0.54
2	571	1.07
3	254	1.61
4	143	2.14
5	91	2.68

30° FLOOD

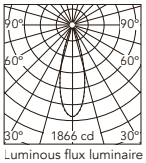

Luminous flux luminaire
500 lm 700 mA

Beam Angle: 30°

h(m)	E(lx)	D(m)
1	1867	0.54
2	467	1.07
3	207	1.61
4	117	2.14
5	75	2.68

3000K

Non Dimming
- 05.4308.OW
- 05.4308.OW.78
- 05.4308.RY
- 05.4308.GY
- 05.4308.ZY

DALI 2
- 05.4308.OW.DA
- 05.4308.OW.YU
- 05.4308.RY.DA
- 05.4308.GY.DA
- 05.4308.ZY.DA

1-10V
- 05.4308.OW.1V
- 05.4308.OW.RX
- 05.4308.RY.1V
- 05.4308.GY.1V
- 05.4308.ZY.1V

Mains Dimming
- 05.4308.OW.NI
- 05.4308.OW.CN
- 05.4308.RY.NI
- 05.4308.GY.NI
- 05.4308.ZY.NI

41° WIDE FLOOD

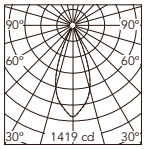

Luminous flux luminaire
607 lm 900 mA

Beam Angle: 41°

h(m)	E(lx)	D(m)
1	1419	0.75
2	355	1.49
3	158	2.24
4	89	2.98
5	57	3.73

41° WIDE FLOOD

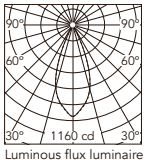

Luminous flux luminaire
496 lm 700 mA

Beam Angle: 41°

h(m)	E(lx)	D(m)
1	1160	0.75
2	290	1.49
3	129	2.24
4	72	2.98
5	46	3.73

Emi Ceiling Small H340

Light Source: Power LED 900 mA - 11W - 751 lm - 2700K/CRI 90 / 772 lm - 3000K/CRI 90
Power LED Mains Dimming 700 mA - 8,5W - 607 lm - 2700K/CRI 90 / 631 lm - 3000K/CRI 90

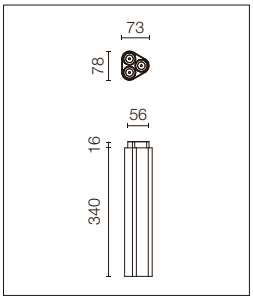

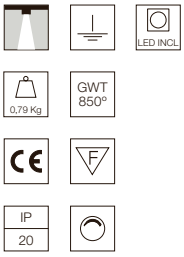

Apparecchio a basso abbagliamento per installazione su superficie. Fonte di alimentazione da 220-240 V integrata. Ricambi del modulo ottico (lenti) disponibili, consultare gli accessori. Le diverse opzioni di lenti accessorie (secondo l'angolo del fascio) sono intercambiabili.

Anti-glare appliance for installation on surfaces. Built-in 220-240 V power supply. Spare parts for the optical module (lens) are available, please see the accessories. The various accessory lens options (depending on the beam angle) are interchangeable.

Optic Spot
2700K

Non Dimming
- 05.4310.OW
- 05.4310.OW.78
- 05.4310.RY
- 05.4310.GY
- 05.4310.ZY

DALI 2
- 05.4310.OW.DA
- 05.4310.OW.YU
- 05.4310.RY.DA
- 05.4310.GY.DA
- 05.4310.ZY.DA

1-10V
- 05.4310.OW.1V
- 05.4310.OW.RX
- 05.4310.RY.1V
- 05.4310.GY.1V
- 05.4310.ZY.1V

Mains Dimming
- 05.4310.OW.NI
- 05.4310.OW.CN
- 05.4310.RY.NI
- 05.4310.GY.NI
- 05.4310.ZY.NI

11° SPOT

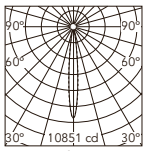

Luminous flux luminaire
628 lm 900 mA

Beam Angle: 11°

h(m)	E(lx)	D(m)
1	10851	0.20
2	2713	0.39
3	1206	0.59
4	678	0.78
5	434	0.98

11° SPOT

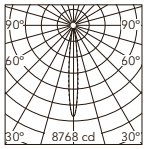

Luminous flux luminaire
507 lm 700 mA

Beam Angle: 11°

h(m)	E(lx)	D(m)
1	8768	0.20
2	2192	0.39
3	974	0.59
4	548	0.78
5	351	0.98

Optic Medium
2700K

Non Dimming
- 05.4311.OW
- 05.4311.OW.78
- 05.4311.RY
- 05.4311.GY
- 05.4311.ZY

DALI 2
- 05.4311.OW.DA
- 05.4311.OW.YU
- 05.4311.RY.DA
- 05.4311.GY.DA
- 05.4311.ZY.DA

1-10V
- 05.4311.OW.1V
- 05.4311.OW.RX
- 05.4311.RY.1V
- 05.4311.GY.1V
- 05.4311.ZY.1V

Mains Dimming
- 05.4311.OW.NI
- 05.4311.OW.CN
- 05.4311.RY.NI
- 05.4311.GY.NI
- 05.4311.ZY.NI

23° MEDIUM

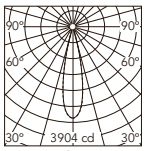

Luminous flux luminaire
611 lm 900 mA

Beam Angle: 23°

h(m)	E(lx)	D(m)
1	3904	0.40
2	976	0.81
3	434	1.21
4	244	1.62
5	156	2.02

23° MEDIUM

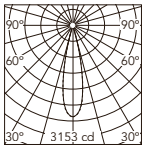

Luminous flux luminaire
493 lm **700 mA**

Beam Angle: 23°

h(m)	E(lx)	D(m)
1	3153	0.40
2	788	0.81
3	350	1.21
4	197	1.62
5	126	2.02

3000K

Non Dimming
- 05.4315.OW
- 05.4315.OW.78
- 05.4315.RY
- 05.4315.GY
- 05.4315.ZY

DALI 2
- 05.4315.OW.DA
- 05.4315.OW.YU
- 05.4315.RY.DA
- 05.4315.GY.DA
- 05.4315.ZY.DA

1-10V
- 05.4315.OW.1V
- 05.4315.OW.RX
- 05.4315.RY.1V
- 05.4315.GY.1V
- 05.4315.ZY.1V

Mains Dimming
- 05.4315.OW.NI
- 05.4315.OW.CN
- 05.4315.RY.NI
- 05.4315.GY.NI
- 05.4315.ZY.NI

11° SPOT

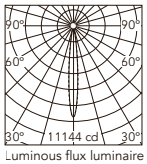

Luminous flux luminaire
645 lm 900 mA

Beam Angle: 11°

h(m)	E(lx)	D(m)
1	11144	0.20
2	2786	0.39
3	1238	0.59
4	697	0.78
5	446	0.98

11° SPOT

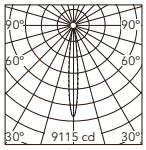

Luminous flux luminaire
528 lm 700 mA

Beam Angle: 11°

h(m)	E(lx)	D(m)
1	9115	0.20
2	2279	0.39
3	1013	0.59
4	570	0.78
5	365	0.98

3000K

Non Dimming
- 05.4316.OW
- 05.4316.OW.78
- 05.4316.RY
- 05.4316.GY
- 05.4316.ZY

DALI 2
- 05.4316.OW.DA
- 05.4316.OW.YU
- 05.4316.RY.DA
- 05.4316.GY.DA
- 05.4316.ZY.DA

1-10V
- 05.4316.OW.1V
- 05.4316.OW.RX
- 05.4316.RY.1V
- 05.4316.GY.1V
- 05.4316.ZY.1V

Mains Dimming
- 05.4316.OW.NI
- 05.4316.OW.CN
- 05.4316.RY.NI
- 05.4316.GY.NI
- 05.4316.ZY.NI

23° MEDIUM

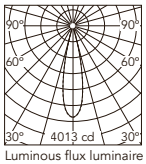

Luminous flux luminaire
628 lm 900 mA

Beam Angle: 23°

h(m)	E(lx)	D(m)
1	4013	0.40
2	1003	0.81
3	446	1.21
4	251	1.62
5	161	2.02

23° MEDIUM

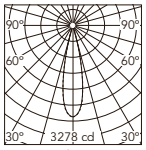

Luminous flux luminaire
513 lm 700 mA

Beam Angle: 23°

h(m)	E(lx)	D(m)
1	3278	0.40
2	820	0.81
3	364	1.21
4	205	1.62
5	131	2.02

NEW

Optic Flood
2700K

Non Dimming

- 05.4312.OW
- 05.4312.OW.78
- 05.4312.RY
- 05.4312.GY
- 05.4312.ZY

DALI 2

- 05.4312.OW.DA
- 05.4312.OW.YU
- 05.4312.RY.DA
- 05.4312.GY.DA
- 05.4312.ZY.DA

1-10V

- 05.4312.OW.1V
- 05.4312.OW.RX
- 05.4312.RY.1V
- 05.4312.GY.1V
- 05.4312.ZY.1V

Mains Dimming

- 05.4312.OW.NI
- 05.4312.OW.CN
- 05.4312.RY.NI
- 05.4312.GY.NI
- 05.4312.ZY.NI

30°
FLOOD

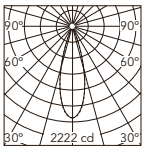

Luminous flux luminaire
595 lm 900 mA

Beam Angle: 30°

h(m)	E(lx)	D(m)
1	2223	0.54
2	556	1.07
3	247	1.61
4	139	2.14
5	89	2.68

30°
FLOOD

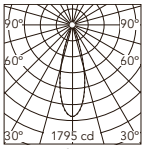

Luminous flux luminaire
481 lm 700 mA

Beam Angle: 30°

h(m)	E(lx)	D(m)
1	1796	0.54
2	449	1.07
3	200	1.61
4	112	2.14
5	72	2.68

Optic Wide Flood
2700K

Non Dimming

- 05.4313.OW
- 05.4313.OW.78
- 05.4313.RY
- 05.4313.GY
- 05.4313.ZY

DALI 2

- 05.4313.OW.DA
- 05.4313.OW.YU
- 05.4313.RY.DA
- 05.4313.GY.DA
- 05.4313.ZY.DA

1-10V

- 05.4313.OW.1V
- 05.4313.OW.RX
- 05.4313.RY.1V
- 05.4313.GY.1V
- 05.4313.ZY.1V

Mains Dimming

- 05.4313.OW.NI
- 05.4313.OW.CN
- 05.4313.RY.NI
- 05.4313.GY.NI
- 05.4313.ZY.NI

41°
WIDE
FLOOD

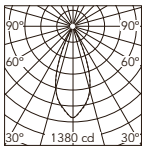

Luminous flux luminaire
590 lm 900 mA

Beam Angle: 41°

h(m)	E(lx)	D(m)
1	1380	0.75
2	345	1.49
3	153	2.24
4	86	2.98
5	55	3.73

41°
WIDE
FLOOD

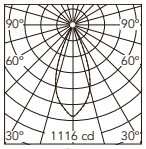

Luminous flux luminaire
477 lm 700 mA

Beam Angle: 41°

h(m)	E(lx)	D(m)
1	1116	0.75
2	279	1.49
3	124	2.24
4	70	2.98
5	45	3.73

3000K

Non Dimming

- 05.4317.OW
- 05.4317.OW.78
- 05.4317.RY
- 05.4317.GY
- 05.4317.ZY

DALI 2

- 05.4317.OW.DA
- 05.4317.OW.YU
- 05.4317.RY.DA
- 05.4317.GY.DA
- 05.4317.ZY.DA

1-10V

- 05.4317.OW.1V
- 05.4317.OW.RX
- 05.4317.RY.1V
- 05.4317.GY.1V
- 05.4317.ZY.1V

Mains Dimming

- 05.4317.OW.NI
- 05.4317.OW.CN
- 05.4317.RY.NI
- 05.4317.GY.NI
- 05.4317.ZY.NI

30°
FLOOD

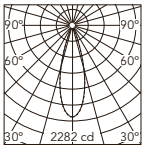

Luminous flux luminaire
611 lm 900 mA

Beam Angle: 30°

h(m)	E(lx)	D(m)
1	2282	0.54
2	571	1.07
3	254	1.61
4	143	2.14
5	91	2.68

30°
FLOOD

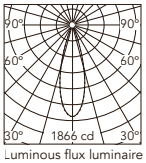

Luminous flux luminaire
500 lm 700 mA

Beam Angle: 30°

h(m)	E(lx)	D(m)
1	1867	0.54
2	467	1.07
3	207	1.61
4	117	2.14
5	75	2.68

3000K

Non Dimming

- 05.4318.OW
- 05.4318.OW.78
- 05.4318.RY
- 05.4318.GY
- 05.4318.ZY

DALI 2

- 05.4318.OW.DA
- 05.4318.OW.YU
- 05.4318.RY.DA
- 05.4318.GY.DA
- 05.4318.ZY.DA

1-10V

- 05.4318.OW.1V
- 05.4318.OW.RX
- 05.4318.RY.1V
- 05.4318.GY.1V
- 05.4318.ZY.1V

Mains Dimming

- 05.4318.OW.NI
- 05.4318.OW.CN
- 05.4318.RY.NI
- 05.4318.GY.NI
- 05.4318.ZY.NI

41°
WIDE
FLOOD

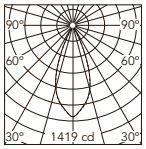

Luminous flux luminaire
607 lm 900 mA

Beam Angle: 41°

h(m)	E(lx)	D(m)
1	1419	0.75
2	355	1.49
3	158	2.24
4	89	2.98
5	57	3.73

41°
WIDE
FLOOD

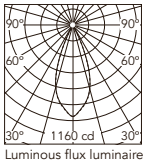

Luminous flux luminaire
496 lm 700 mA

Beam Angle: 41°

h(m)	E(lx)	D(m)
1	1160	0.75
2	290	1.49
3	129	2.24
4	72	2.98
5	46	3.73

Emi Ceiling Small H540

Light Source: Power LED 900 mA - 11W - 751 lm - 2700K/CRI 90 / 772 lm - 3000K/CRI 90
Power LED Mains Dimming 700 mA - 8,5W - 607 lm - 2700K/CRI 90 / 631 lm - 3000K/CRI 90

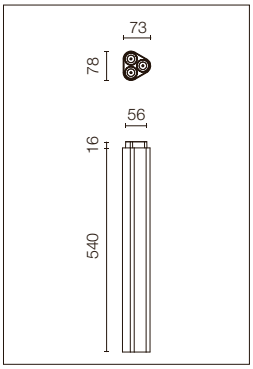

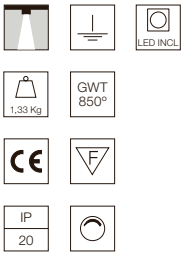

Apparecchio a basso abbagliamento per installazione su superficie. Fonte di alimentazione da 220-240 V integrata. Ricambi del modulo ottico (lenti) disponibili, consultare gli accessori. Le diverse opzioni di lenti accessorie (secondo l'angolo del fascio) sono intercambiabili.

Anti-glare appliance for installation on surfaces. Built-in 220-240 V power supply. Spare parts for the optical module (lens) are available, please see the accessories. The various accessory lens options (depending on the beam angle) are interchangeable.

Optic Spot 2700K

Non Dimming
- 05.4320.OW
- 05.4320.OW.78
- 05.4320.RY
- 05.4320.GY
- 05.4320.ZY

DALI 2
- 05.4320.OW.DA
- 05.4320.OW.YU
- 05.4320.RY.DA
- 05.4320.GY.DA
- 05.4320.ZY.DA

1-10V
- 05.4320.OW.1V
- 05.4320.OW.RX
- 05.4320.RY.1V
- 05.4320.GY.1V
- 05.4320.ZY.1V

Mains Dimming
- 05.4320.OW.NI
- 05.4320.OW.CN
- 05.4320.RY.NI
- 05.4320.GY.NI
- 05.4320.ZY.NI

11° SPOT

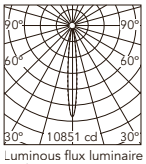

Luminous flux luminaire
628 lm 900 mA

Beam Angle:	11°	
h(m)	E(lx)	D(m)
1	10851	0.20
2	2713	0.39
3	1206	0.59
4	678	0.78
5	434	0.98

11° SPOT

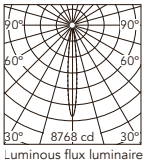

Luminous flux luminaire
507 lm 700 mA

Beam Angle:	11°	
h(m)	E(lx)	D(m)
1	8768	0.20
2	2192	0.39
3	974	0.59
4	548	0.78
5	351	0.98

Optic Medium 2700K

Non Dimming
- 05.4321.OW
- 05.4321.OW.78
- 05.4321.RY
- 05.4321.GY
- 05.4321.ZY

DALI 2
- 05.4321.OW.DA
- 05.4321.OW.YU
- 05.4321.RY.DA
- 05.4321.GY.DA
- 05.4321.ZY.DA

1-10V
- 05.4321.OW.1V
- 05.4321.OW.RX
- 05.4321.RY.1V
- 05.4321.GY.1V
- 05.4321.ZY.1V

Mains Dimming
- 05.4321.OW.NI
- 05.4321.OW.CN
- 05.4321.RY.NI
- 05.4321.GY.NI
- 05.4321.ZY.NI

23° MEDIUM

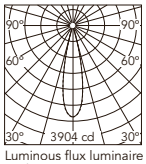

Luminous flux luminaire
611 lm 900 mA

Beam Angle:	23°	
h(m)	E(lx)	D(m)
1	3904	0.40
2	976	0.81
3	434	1.21
4	244	1.62
5	156	2.02

23° MEDIUM

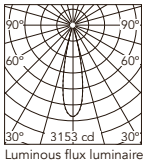

Luminous flux luminaire
493 lm 700 mA

Beam Angle:	23°	
h(m)	E(lx)	D(m)
1	3153	0.40
2	788	0.81
3	350	1.21
4	197	1.62
5	126	2.02

3000K

Non Dimming
- 05.4325.OW
- 05.4325.OW.78
- 05.4325.RY
- 05.4325.GY
- 05.4325.ZY

DALI 2
- 05.4325.OW.DA
- 05.4325.OW.YU
- 05.4325.RY.DA
- 05.4325.GY.DA
- 05.4325.ZY.DA

1-10V
- 05.4325.OW.1V
- 05.4325.OW.RX
- 05.4325.RY.1V
- 05.4325.GY.1V
- 05.4325.ZY.1V

Mains Dimming
- 05.4325.OW.NI
- 05.4325.OW.CN
- 05.4325.RY.NI
- 05.4325.GY.NI
- 05.4325.ZY.NI

11° SPOT

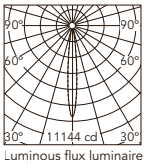

Luminous flux luminaire
645 lm 900 mA

Beam Angle:	11°	
h(m)	E(lx)	D(m)
1	11144	0.20
2	2786	0.39
3	1238	0.59
4	697	0.78
5	446	0.98

11° SPOT

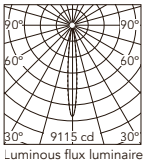

Luminous flux luminaire
528 lm 700 mA

Beam Angle:	11°	
h(m)	E(lx)	D(m)
1	9115	0.20
2	2279	0.39
3	1013	0.59
4	570	0.78
5	365	0.98

3000K

Non Dimming
- 05.4326.OW
- 05.4326.OW.78
- 05.4326.RY
- 05.4326.GY
- 05.4326.ZY

DALI 2
- 05.4326.OW.DA
- 05.4326.OW.YU
- 05.4326.RY.DA
- 05.4326.GY.DA
- 05.4326.ZY.DA

1-10V
- 05.4326.OW.1V
- 05.4326.OW.RX
- 05.4326.RY.1V
- 05.4326.GY.1V
- 05.4326.ZY.1V

Mains Dimming
- 05.4326.OW.NI
- 05.4326.OW.CN
- 05.4326.RY.NI
- 05.4326.GY.NI
- 05.4326.ZY.NI

23° MEDIUM

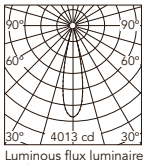

Luminous flux luminaire
628 lm 900 mA

Beam Angle:	23°	
h(m)	E(lx)	D(m)
1	4013	0.40
2	1003	0.81
3	446	1.21
4	251	1.62
5	161	2.02

23° MEDIUM

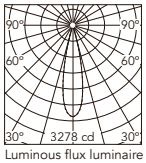

Luminous flux luminaire
513 lm 700 mA

Beam Angle:	23°	
h(m)	E(lx)	D(m)
1	3278	0.40
2	820	0.81
3	364	1.21
4	205	1.62
5	131	2.02

NEW

Optic Flood
2700K

Non Dimming

- 05.4322.OW
- 05.4322.OW.78
- 05.4322.RY
- 05.4322.GY
- 05.4322.ZY

DALI 2

- 05.4322.OW.DA
- 05.4322.OW.YU
- 05.4322.RY.DA
- 05.4322.GY.DA
- 05.4322.ZY.DA

1-10V

- 05.4322.OW.1V
- 05.4322.OW.RX
- 05.4322.RY.1V
- 05.4322.GY.1V
- 05.4322.ZY.1V

Mains Dimming

- 05.4322.OW.NI
- 05.4322.OW.CN
- 05.4322.RY.NI
- 05.4322.GY.NI
- 05.4322.ZY.NI

30°
FLOOD

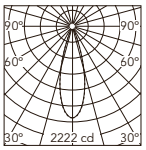

Luminous flux luminaire
595 lm 900 mA

Beam Angle: 30°

h(m)	E(lx)	D(m)
1	2223	0.54
2	556	1.07
3	247	1.61
4	139	2.14
5	89	2.68

30°
FLOOD

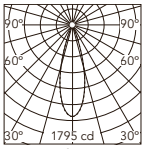

Luminous flux luminaire
481 lm 700 mA

Beam Angle: 30°

h(m)	E(lx)	D(m)
1	1796	0.54
2	449	1.07
3	200	1.61
4	112	2.14
5	72	2.68

Optic Wide Flood
2700K

Non Dimming

- 05.4323.OW
- 05.4323.OW.78
- 05.4323.RY
- 05.4323.GY
- 05.4323.ZY

DALI 2

- 05.4323.OW.DA
- 05.4323.OW.YU
- 05.4323.RY.DA
- 05.4323.GY.DA
- 05.4323.ZY.DA

1-10V

- 05.4323.OW.1V
- 05.4323.OW.RX
- 05.4323.RY.1V
- 05.4323.GY.1V
- 05.4323.ZY.1V

Mains Dimming

- 05.4323.OW.NI
- 05.4323.OW.CN
- 05.4323.RY.NI
- 05.4323.GY.NI
- 05.4323.ZY.NI

41°
WIDE
FLOOD

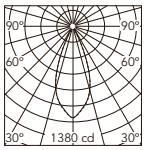

Luminous flux luminaire
590 lm 900 mA

Beam Angle: 41°

h(m)	E(lx)	D(m)
1	1380	0.75
2	345	1.49
3	153	2.24
4	86	2.98
5	55	3.73

42°
WIDE
FLOOD

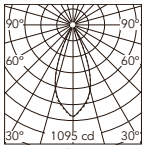

Luminous flux luminaire
493 lm 700 mA

Beam Angle: 42°

h(m)	E(lx)	D(m)
1	1095	0.76
2	274	1.52
3	122	2.28
4	68	3.04
5	44	3.80

3000K

Non Dimming

- 05.4327.OW
- 05.4327.OW.78
- 05.4327.RY
- 05.4327.GY
- 05.4327.ZY

DALI 2

- 05.4327.OW.DA
- 05.4327.OW.YU
- 05.4327.RY.DA
- 05.4327.GY.DA
- 05.4327.ZY.DA

1-10V

- 05.4327.OW.1V
- 05.4327.OW.RX
- 05.4327.RY.1V
- 05.4327.GY.1V
- 05.4327.ZY.1V

Mains Dimming

- 05.4327.OW.NI
- 05.4327.OW.CN
- 05.4327.RY.NI
- 05.4327.GY.NI
- 05.4327.ZY.NI

30°
FLOOD

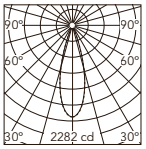

Luminous flux luminaire
611 lm 900 mA

Beam Angle: 30°

h(m)	E(lx)	D(m)
1	2282	0.54
2	571	1.07
3	254	1.61
4	143	2.14
5	91	2.68

30°
FLOOD

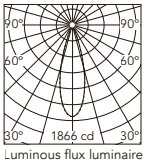

Luminous flux luminaire
500 lm 700 mA

Beam Angle: 30°

h(m)	E(lx)	D(m)
1	1867	0.54
2	467	1.07
3	207	1.61
4	117	2.14
5	75	2.68

3000K

Non Dimming

- 05.4328.OW
- 05.4328.OW.78
- 05.4328.RY
- 05.4328.GY
- 05.4328.ZY

DALI 2

- 05.4328.OW.DA
- 05.4328.OW.YU
- 05.4328.RY.DA
- 05.4328.GY.DA
- 05.4328.ZY.DA

1-10V

- 05.4328.OW.1V
- 05.4328.OW.RX
- 05.4328.RY.1V
- 05.4328.GY.1V
- 05.4328.ZY.1V

Mains Dimming

- 05.4328.OW.NI
- 05.4328.OW.CN
- 05.4328.RY.NI
- 05.4328.GY.NI
- 05.4328.ZY.NI

41°
WIDE
FLOOD

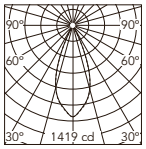

Luminous flux luminaire
607 lm 900 mA

Beam Angle: 41°

h(m)	E(lx)	D(m)
1	1419	0.75
2	355	1.49
3	158	2.24
4	89	2.98
5	57	3.73

41°
WIDE
FLOOD

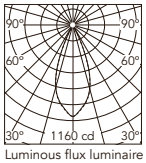

Luminous flux luminaire
496 lm 700 mA

Beam Angle: 41°

h(m)	E(lx)	D(m)
1	1160	0.75
2	290	1.49
3	129	2.24
4	72	2.98
5	46	3.73

Emi Ceiling Large H240

Light Source: LED Array - 28W - 2289 lm - 2700K/CRI 90 / 2303 lm - 3000K/CRI 90

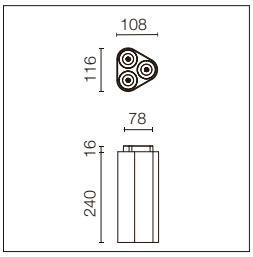

Apparecchio a basso abbagliamento per installazione su superficie. Fonte di alimentazione da 220-240 V integrata. Ricambi del modulo ottico (lenti) disponibili, consultare gli accessori. Le diverse opzioni di lenti accessorie (secondo l'angolo del fascio) sono intercambiabili.

Anti-glare appliance for installation on surfaces. Built-in 220-240 V power supply. Spare parts for the optical module (lens) are available, please see the accessories. The various accessory lens options (depending on the beam angle) are interchangeable.

Optic Spot
2700K

Non Dimming

- 05.4330.OW
- 05.4330.OW.78
- 05.4330.RY
- 05.4330.GY
- 05.4330.ZY

DALI 2

- 05.4330.OW.DA
- 05.4330.OW.YU
- 05.4330.RY.DA
- 05.4330.GY.DA
- 05.4330.ZY.DA

1-10V

- 05.4330.OW.1V
- 05.4330.OW.RX
- 05.4330.RY.1V
- 05.4330.GY.1V
- 05.4330.ZY.1V

Mains Dimming

- 05.4330.OW.NI
- 05.4330.OW.CN
- 05.4330.RY.NI
- 05.4330.GY.NI
- 05.4330.ZY.NI

17°
SPOT

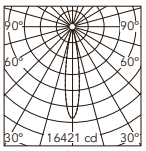

Luminous flux luminaire
1696 lm

Beam Angle: 17°

h(m)	E(lx)	D(m)
1	16421	0.30
2	4105	0.60
3	1825	0.91
4	1026	1.21
5	657	1.51

Optic Medium
2700K

Non Dimming

- 05.4331.OW
- 05.4331.OW.78
- 05.4331.RY
- 05.4331.GY
- 05.4331.ZY

DALI 2

- 05.4331.OW.DA
- 05.4331.OW.YU
- 05.4331.RY.DA
- 05.4331.GY.DA
- 05.4331.ZY.DA

1-10V

- 05.4331.OW.1V
- 05.4331.OW.RX
- 05.4331.RY.1V
- 05.4331.GY.1V
- 05.4331.ZY.1V

Mains Dimming

- 05.4331.OW.NI
- 05.4331.OW.CN
- 05.4331.RY.NI
- 05.4331.GY.NI
- 05.4331.ZY.NI

22°
MEDIUM

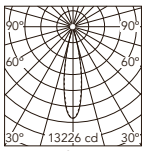

Luminous flux luminaire
1815 lm

Beam Angle: 22°

h(m)	E(lx)	D(m)
1	13226	0.38
2	3307	0.76
3	1470	1.14
4	827	1.52
5	529	1.90

3000K

Non Dimming

- 05.4335.OW
- 05.4335.OW.78
- 05.4335.RY
- 05.4335.GY
- 05.4335.ZY

DALI 2

- 05.4335.OW.DA
- 05.4335.OW.YU
- 05.4335.RY.DA
- 05.4335.GY.DA
- 05.4335.ZY.DA

1-10V

- 05.4335.OW.1V
- 05.4335.OW.RX
- 05.4335.RY.1V
- 05.4335.GY.1V
- 05.4335.ZY.1V

Mains Dimming

- 05.4335.OW.NI
- 05.4335.OW.CN
- 05.4335.RY.NI
- 05.4335.GY.NI
- 05.4335.ZY.NI

17°
SPOT

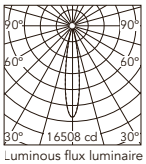

Luminous flux luminaire
1705 lm

Beam Angle: 17°

h(m)	E(lx)	D(m)
1	16508	0.30
2	4127	0.60
3	1834	0.91
4	1032	1.21
5	660	1.51

3000K

Non Dimming

- 05.4336.OW
- 05.4336.OW.78
- 05.4336.RY
- 05.4336.GY
- 05.4336.ZY

DALI 2

- 05.4336.OW.DA
- 05.4336.OW.YU
- 05.4336.RY.DA
- 05.4336.GY.DA
- 05.4336.ZY.DA

1-10V

- 05.4336.OW.1V
- 05.4336.OW.RX
- 05.4336.RY.1V
- 05.4336.GY.1V
- 05.4336.ZY.1V

Mains Dimming

- 05.4336.OW.NI
- 05.4336.OW.CN
- 05.4336.RY.NI
- 05.4336.GY.NI
- 05.4336.ZY.NI

22°
MEDIUM

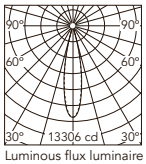

Luminous flux luminaire
1826 lm

Beam Angle: 22°

h(m)	E(lx)	D(m)
1	13306	0.38
2	3327	0.76
3	1478	1.14
4	832	1.52
5	532	1.90

NEW

Optic Flood
2700K

Non Dimming

- 05.4332.OW
- 05.4332.OW.78
- 05.4332.RY
- 05.4332.GY
- 05.4332.ZY

DALI 2

- 05.4332.OW.DA
- 05.4332.OW.YU
- 05.4332.RY.DA
- 05.4332.GY.DA
- 05.4332.ZY.DA

1-10V

- 05.4332.OW.1V
- 05.4332.OW.RX
- 05.4332.RY.1V
- 05.4332.GY.1V
- 05.4332.ZY.1V

Mains Dimming

- 05.4332.OW.NI
- 05.4332.OW.CN
- 05.4332.RY.NI
- 05.4332.GY.NI
- 05.4332.ZY.NI

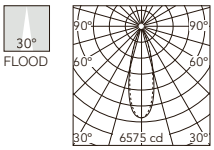

Luminous flux luminaire
1801 lm

Beam Angle: 30°

h(m)	E(lx)	D(m)
1	6575	0.54
2	1644	1.08
3	731	1.62
4	411	2.16
5	263	2.70

3000K

Non Dimming

- 05.4337.OW
- 05.4337.OW.78
- 05.4337.RY
- 05.4337.GY
- 05.4337.ZY

DALI 2

- 05.4337.OW.DA
- 05.4337.OW.YU
- 05.4337.RY.DA
- 05.4337.GY.DA
- 05.4337.ZY.DA

1-10V

- 05.4337.OW.1V
- 05.4337.OW.RX
- 05.4337.RY.1V
- 05.4337.GY.1V
- 05.4337.ZY.1V

Mains Dimming

- 05.4337.OW.NI
- 05.4337.OW.CN
- 05.4337.RY.NI
- 05.4337.GY.NI
- 05.4337.ZY.NI

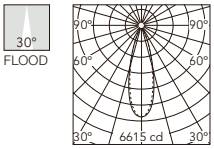

Luminous flux luminaire
1812 lm

Beam Angle: 30°

h(m)	E(lx)	D(m)
1	6615	0.54
2	1654	1.08
3	735	1.62
4	413	2.16
5	265	2.70

Emi Ceiling Large H340

Light Source: LED Array - 28W - 2289 lm - 2700K/CRI 90 / 2303 lm - 3000K/CRI 90

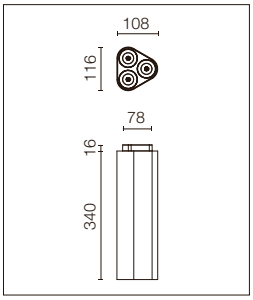

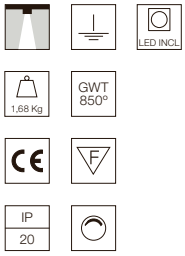

Apparecchio a basso abbagliamento per installazione su superficie. Fonte di alimentazione da 220-240 V integrata. Ricambi del modulo ottico (lenti) disponibili, consultare gli accessori. Le diverse opzioni di lenti accessorie (secondo l'angolo del fascio) sono intercambiabili.

Anti-glare appliance for installation on surfaces. Built-in 220-240 V power supply. Spare parts for the optical module (lens) are available, please see the accessories. The various accessory lens options (depending on the beam angle) are interchangeable.

Optic Spot
2700K

Non Dimming

- 05.4340.OW
- 05.4340.OW.78
- 05.4340.RY
- 05.4340.GY
- 05.4340.ZY

DALI 2

- 05.4340.OW.DA
- 05.4340.OW.YU
- 05.4340.RY.DA
- 05.4340.GY.DA
- 05.4340.ZY.DA

1-10V

- 05.4340.OW.1V
- 05.4340.OW.RX
- 05.4340.RY.1V
- 05.4340.GY.1V
- 05.4340.ZY.1V

Mains Dimming

- 05.4340.OW.NI
- 05.4340.OW.CN
- 05.4340.RY.NI
- 05.4340.GY.NI
- 05.4340.ZY.NI

17°
SPOT

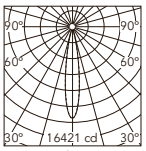

Luminous flux luminaire
1696 lm

Beam Angle: 17°

h(m)	E(lx)	D(m)
1	16421	0.30
2	4105	0.60
3	1825	0.91
4	1026	1.21
5	657	1.51

Optic Medium
2700K

Non Dimming

- 05.4341.OW
- 05.4341.OW.78
- 05.4341.RY
- 05.4341.GY
- 05.4341.ZY

DALI 2

- 05.4341.OW.DA
- 05.4341.OW.YU
- 05.4341.RY.DA
- 05.4341.GY.DA
- 05.4341.ZY.DA

1-10V

- 05.4341.OW.1V
- 05.4341.OW.RX
- 05.4341.RY.1V
- 05.4341.GY.1V
- 05.4341.ZY.1V

Mains Dimming

- 05.4341.OW.NI
- 05.4341.OW.CN
- 05.4341.RY.NI
- 05.4341.GY.NI
- 05.4341.ZY.NI

22°
MEDIUM

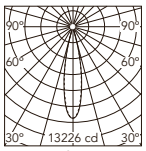

Luminous flux luminaire
1815 lm

Beam Angle: 22°

h(m)	E(lx)	D(m)
1	13226	0.38
2	3307	0.76
3	1470	1.14
4	827	1.52
5	529	1.90

3000K

Non Dimming

- 05.4345.OW
- 05.4345.OW.78
- 05.4345.RY
- 05.4345.GY
- 05.4345.ZY

DALI 2

- 05.4345.OW.DA
- 05.4345.OW.YU
- 05.4345.RY.DA
- 05.4345.GY.DA
- 05.4345.ZY.DA

1-10V

- 05.4345.OW.1V
- 05.4345.OW.RX
- 05.4345.RY.1V
- 05.4345.GY.1V
- 05.4345.ZY.1V

Mains Dimming

- 05.4345.OW.NI
- 05.4345.OW.CN
- 05.4345.RY.NI
- 05.4345.GY.NI
- 05.4345.ZY.NI

17°
SPOT

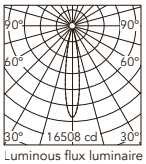

Luminous flux luminaire
1705 lm

Beam Angle: 17°

h(m)	E(lx)	D(m)
1	16508	0.30
2	4127	0.60
3	1834	0.91
4	1032	1.21
5	660	1.51

3000K

Non Dimming

- 05.4346.OW
- 05.4346.OW.78
- 05.4346.RY
- 05.4346.GY
- 05.4346.ZY

DALI 2

- 05.4346.OW.DA
- 05.4346.OW.YU
- 05.4346.RY.DA
- 05.4346.GY.DA
- 05.4346.ZY.DA

1-10V

- 05.4346.OW.1V
- 05.4346.OW.RX
- 05.4346.RY.1V
- 05.4346.GY.1V
- 05.4346.ZY.1V

Mains Dimming

- 05.4346.OW.NI
- 05.4346.OW.CN
- 05.4346.RY.NI
- 05.4346.GY.NI
- 05.4346.ZY.NI

22°
MEDIUM

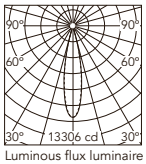

Luminous flux luminaire
1826 lm

Beam Angle: 22°

h(m)	E(lx)	D(m)
1	13306	0.38
2	3327	0.76
3	1478	1.14
4	832	1.52
5	532	1.90

NEW

Optic Flood
2700K

Non Dimming

- 05.4342.OW
- 05.4342.OW.78
- 05.4342.RY
- 05.4342.GY
- 05.4342.ZY

DALI 2

- 05.4342.OW.DA
- 05.4342.OW.YU
- 05.4342.RY.DA
- 05.4342.GY.DA
- 05.4342.ZY.DA

1-10V

- 05.4342.OW.1V
- 05.4342.OW.RX
- 05.4342.RY.1V
- 05.4342.GY.1V
- 05.4342.ZY.1V

Mains Dimming

- 05.4342.OW.NI
- 05.4342.OW.CN
- 05.4342.RY.NI
- 05.4342.GY.NI
- 05.4342.ZY.NI

30°
FLOOD

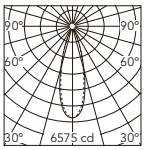

Luminous flux luminaire
1801 lm

Beam Angle: 30°

h(m)	E(lx)	D(m)
1	6575	0.54
2	1644	1.08
3	731	1.62
4	411	2.16
5	263	2.70

3000K

Non Dimming

- 05.4347.OW
- 05.4347.OW.78
- 05.4347.RY
- 05.4347.GY
- 05.4347.ZY

DALI 2

- 05.4347.OW.DA
- 05.4347.OW.YU
- 05.4347.RY.DA
- 05.4347.GY.DA
- 05.4347.ZY.DA

1-10V

- 05.4347.OW.1V
- 05.4347.OW.RX
- 05.4347.RY.1V
- 05.4347.GY.1V
- 05.4347.ZY.1V

Mains Dimming

- 05.4347.OW.NI
- 05.4347.OW.CN
- 05.4347.RY.NI
- 05.4347.GY.NI
- 05.4347.ZY.NI

30°
FLOOD

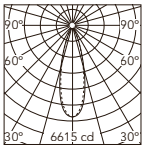

Luminous flux luminaire
1812 lm

Beam Angle: 30°

h(m)	E(lx)	D(m)
1	6615	0.54
2	1654	1.08
3	735	1.62
4	413	2.16
5	265	2.70

Emi Ceiling Large H540

Light Source: LED Array - 28W - 2289 lm - 2700K/CRI 90 / 2303 lm - 3000K/CRI 90

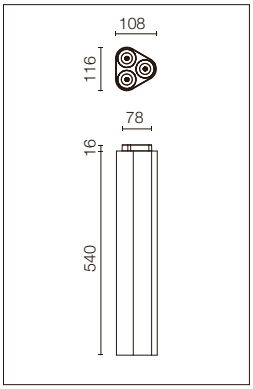

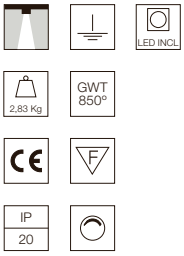

Apparecchio a basso abbagliamento per installazione su superficie. Fonte di alimentazione da 220-240 V integrata. Ricambi del modulo ottico (lenti) disponibili, consultare gli accessori. Le diverse opzioni di lenti accessorie (secondo l'angolo del fascio) sono intercambiabili.

Anti-glare appliance for installation on surfaces. Built-in 220-240 V power supply. Spare parts for the optical module (lens) are available, please see the accessories. The various accessory lens options (depending on the beam angle) are interchangeable.

Optic Spot 2700K

Non Dimming

- 05.4350.OW
- 05.4350.OW.78
- 05.4350.RY
- 05.4350.GY
- 05.4350.ZY

DALI 2

- 05.4350.OW.DA
- 05.4350.OW.YU
- 05.4350.RY.DA
- 05.4350.GY.DA
- 05.4350.ZY.DA

1-10V

- 05.4350.OW.1V
- 05.4350.OW.RX
- 05.4350.RY.1V
- 05.4350.GY.1V
- 05.4350.ZY.1V

Mains Dimming

- 05.4350.OW.NI
- 05.4350.OW.CN
- 05.4350.RY.NI
- 05.4350.GY.NI
- 05.4350.ZY.NI

17°
SPOT

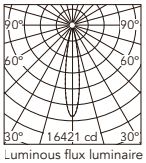

Luminous flux luminaire
1696 lm

Beam Angle: 17°

h(m)	E(lx)	D(m)
1	16421	0.30
2	4105	0.60
3	1825	0.91
4	1026	1.21
5	657	1.51

Optic Medium 2700K

Non Dimming

- 05.4351.OW
- 05.4351.OW.78
- 05.4351.RY
- 05.4351.GY
- 05.4351.ZY

DALI 2

- 05.4351.OW.DA
- 05.4351.OW.YU
- 05.4351.RY.DA
- 05.4351.GY.DA
- 05.4351.ZY.DA

1-10V

- 05.4351.OW.1V
- 05.4351.OW.RX
- 05.4351.RY.1V
- 05.4351.GY.1V
- 05.4351.ZY.1V

Mains Dimming

- 05.4351.OW.NI
- 05.4351.OW.CN
- 05.4351.RY.NI
- 05.4351.GY.NI
- 05.4351.ZY.NI

22°
MEDIUM

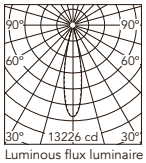

Luminous flux luminaire
1815 lm

Beam Angle: 22°

h(m)	E(lx)	D(m)
1	13226	0.38
2	3307	0.76
3	1470	1.14
4	827	1.52
5	529	1.90

3000K

Non Dimming

- 05.4355.OW
- 05.4355.OW.78
- 05.4355.RY
- 05.4355.GY
- 05.4355.ZY

DALI 2

- 05.4355.OW.DA
- 05.4355.OW.YU
- 05.4355.RY.DA
- 05.4355.GY.DA
- 05.4355.ZY.DA

1-10V

- 05.4355.OW.1V
- 05.4355.OW.RX
- 05.4355.RY.1V
- 05.4355.GY.1V
- 05.4355.ZY.1V

Mains Dimming

- 05.4355.OW.NI
- 05.4355.OW.CN
- 05.4355.RY.NI
- 05.4355.GY.NI
- 05.4355.ZY.NI

17°
SPOT

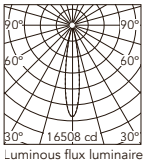

Luminous flux luminaire
1705 lm

Beam Angle: 17°

h(m)	E(lx)	D(m)
1	16508	0.30
2	4127	0.60
3	1834	0.91
4	1032	1.21
5	660	1.51

3000K

Non Dimming

- 05.4356.OW
- 05.4356.OW.78
- 05.4356.RY
- 05.4356.GY
- 05.4356.ZY

DALI 2

- 05.4356.OW.DA
- 05.4356.OW.YU
- 05.4356.RY.DA
- 05.4356.GY.DA
- 05.4356.ZY.DA

1-10V

- 05.4356.OW.1V
- 05.4356.OW.RX
- 05.4356.RY.1V
- 05.4356.GY.1V
- 05.4356.ZY.1V

Mains Dimming

- 05.4356.OW.NI
- 05.4356.OW.CN
- 05.4356.RY.NI
- 05.4356.GY.NI
- 05.4356.ZY.NI

22°
MEDIUM

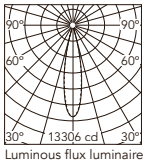

Luminous flux luminaire
1826 lm

Beam Angle: 22°

h(m)	E(lx)	D(m)
1	13306	0.38
2	3327	0.76
3	1478	1.14
4	832	1.52
5	532	1.90

NEW

Optic Flood
2700K

Non Dimming

- 05.4352.OW
- 05.4352.OW.78
- 05.4352.RY
- 05.4352.GY
- 05.4352.ZY

DALI 2

- 05.4352.OW.DA
- 05.4352.OW.YU
- 05.4352.RY.DA
- 05.4352.GY.DA
- 05.4352.ZY.DA

1-10V

- 05.4352.OW.1V
- 05.4352.OW.RX
- 05.4352.RY.1V
- 05.4352.GY.1V
- 05.4352.ZY.1V

Mains Dimming

- 05.4352.OW.NI
- 05.4352.OW.CN
- 05.4352.RY.NI
- 05.4352.GY.NI
- 05.4352.ZY.NI

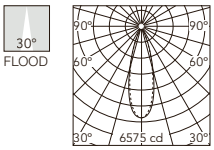

Luminous flux luminaire
1801 lm

Beam Angle: 30°

h(m)	E(lx)	D(m)
1	6575	0.54
2	1644	1.08
3	731	1.62
4	411	2.16
5	263	2.70

3000K

Non Dimming

- 05.4357.OW
- 05.4357.OW.78
- 05.4357.RY
- 05.4357.GY
- 05.4357.ZY

DALI 2

- 05.4357.OW.DA
- 05.4357.OW.YU
- 05.4357.RY.DA
- 05.4357.GY.DA
- 05.4357.ZY.DA

1-10V

- 05.4357.OW.1V
- 05.4357.OW.RX
- 05.4357.RY.1V
- 05.4357.GY.1V
- 05.4357.ZY.1V

Mains Dimming

- 05.4357.OW.NI
- 05.4357.OW.CN
- 05.4357.RY.NI
- 05.4357.GY.NI
- 05.4357.ZY.NI

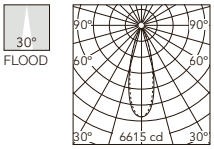

Luminous flux luminaire
1812 lm

Beam Angle: 30°

h(m)	E(lx)	D(m)
1	6615	0.54
2	1654	1.08
3	735	1.62
4	413	2.16
5	265	2.70

Emi Table

Light Source: Up: LED Array - 31W - 3087 lm - 2700K/CRI 90 / 3111 lm - 3000K/CRI 90
Down: Power LED - 12,5W - 1087 lm - 2700K/CRI 90 / 1161 lm - 3000K/CRI 90

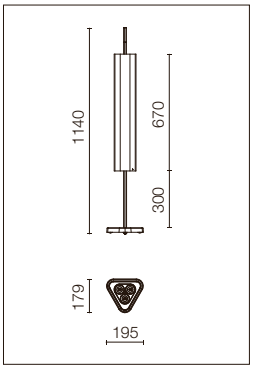

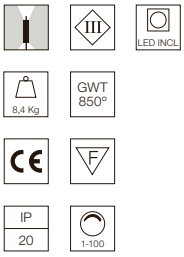

Apparecchio a basso abbagliamento per installazione su tavolo e tavolini. Fonte di alimentazione da 100-240 V integrata, con cavo e spina. Ricambi del modulo ottico (lenti) disponibili, consultare gli accessori. Controllo indipendente dell'illuminazione *Up&Down* attraverso sensori capacitivi *Touch Dimming* posizionati nella parte superiore dello stelo centrale.
Il cuore tecnologico di Emi si combina con una base squisitamente lavorata in ghisa. Le imperfezioni presenti sulla superficie della base sono il risultato di un processo di produzione manuale che rende ogni prodotto unico.

Anti-glare appliance for installation on tables and coffee tables. Built-in 100-240 V power supply, with cable and plug. Spare parts for the optical module (lens) are available, please see the accessories. Independent control of the *Up&Down* lighting through *Touch Dimming* capacitive sensors in the top part of the central rod.
The technological heart of Emi combines with an exquisitely crafted base made of cast iron. Imperfections present on the surface of the base are the result of a manual production process that makes each product unique.

2700K
Touch Dimming

- 05.4380.OW
- 05.4380.OW.78
- 05.4380.RY
- 05.4380.GY
- 05.4380.ZY

32° 32°

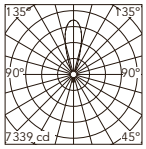

Luminous flux luminaire 2959 lm

Beam Angle: 32°32°

h(m)	E(lx)	D(m)
1	7339	0.56
2	1835	1.13
3	815	1.69
4	459	2.26
5	294	2.82

3000K
Touch Dimming

- 05.4381.OW
- 05.4381.OW.78
- 05.4381.RY
- 05.4381.GY
- 05.4381.ZY

32° 32°

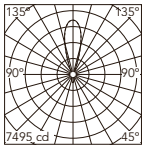

Luminous flux luminaire 3022 lm

Beam Angle: 32°32°

h(m)	E(lx)	D(m)
1	7495	0.56
2	1874	1.13
3	833	1.69
4	468	2.26
5	300	2.82

Emi Floor

Light Source: Up: LED Array - 37W - 3714 lm - 2700K/CRI 90 / 3741 lm - 3000K/CRI 90
Down: Power LED - 12,5W - 1087 lm - 2700K/CRI 90 / 1161 lm - 3000K/CRI 90

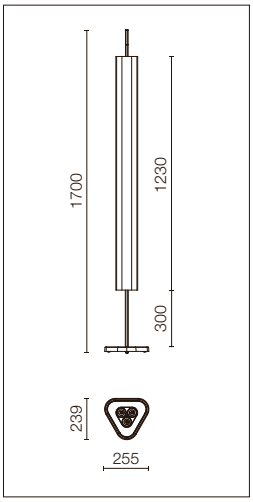

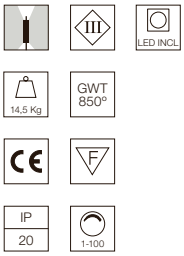

Apparecchio a basso abbagliamento per installazione a terra. Fonte di alimentazione da 100-240 V integrata, con cavo e spina. Ricambi del modulo ottico (lenti) disponibili, consultare gli accessori. Controllo indipendente dell'illuminazione *Up&Down* attraverso sensori capacitivi *Touch Dimming* posizionati nella parte superiore dello stelo centrale.
Il cuore tecnologico di Emi si combina con una base squisitamente lavorata in ghisa. Le imperfezioni presenti sulla superficie della base sono il risultato di un processo di produzione manuale che rende ogni prodotto unico.

Anti-glare appliance for installation on the floor. Built-in 100-240 V power supply, with cable and plug. Spare parts for the optical module (lens) are available, please see the accessories. Independent control of the *Up&Down* lighting through *Touch Dimming* capacitive sensors in the top part of the central rod.
The technological heart of Emi combines with an exquisitely crafted base made of cast iron. Imperfections present on the surface of the base are the result of a manual production process that makes each product unique.

2700K
Touch Dimming

- 05.4385.OW
- 05.4385.OW.78
- 05.4385.RY
- 05.4385.GY
- 05.4385.ZY

32° 31°

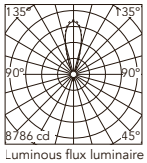

Luminous flux luminaire 3377 lm

Beam Angle: 32°31°

h(m)	E(lx)	D(m)
1	8786	0.56
2	2196	1.12
3	976	1.68
4	549	2.24
5	351	2.80

3000K
Touch Dimming

- 05.4386.OW
- 05.4386.OW.78
- 05.4386.RY
- 05.4386.GY
- 05.4386.ZY

32° 31°

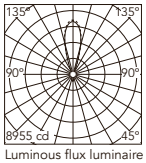

Luminous flux luminaire 3442 lm

Beam Angle: 32°31°

h(m)	E(lx)	D(m)
1	8955	0.56
2	2239	1.12
3	995	1.68
4	560	2.24
5	358	2.80

HOW TO INSTALL EMI SPARE PARTS

Emi Ceiling Small

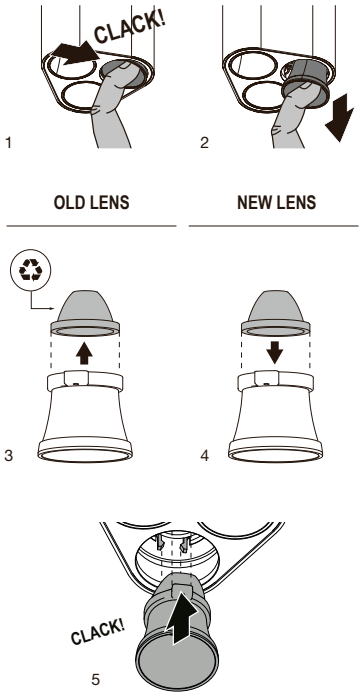

Emi Ceiling Large, Emi Floor & Emi Table

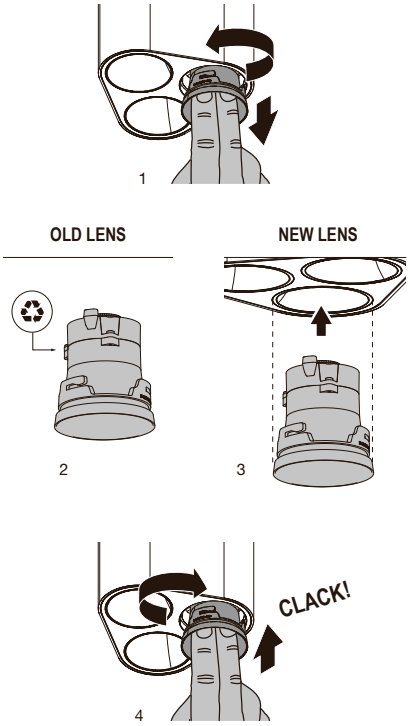

Emi Ceiling Small

Lenti

Lenses

3x Opic Spot
08.0950.00
3x Opic Medium
08.0951.00
3x Opic Flood
08.0952.00
3x Opic Wide Flood
08.0953.00

Emi Ceiling Large

Lenti

Lenses

3x Opic Spot
08.0954.14
08.0954.40
3x Opic Medium
08.0955.14
08.0955.40
3x Opic Flood
08.0956.14
08.0956.40

Emi Table & Floor

Lenti

Lenses

3x Opic Flood
08.0956.14
08.0956.40

OBLIQUE

DESIGNED BY VINCENT VAN DUYSEN

LIGHT SOURCE
TOP LED
8W
750 lm
2700K/CRI 90
800 lm
3000K/CRI 90
850 lm
4000K/CRI 90

DY Bianco Opaco
DY Matt White

AH Grigio Lucido
AH Gloss Grey

DX Ruggine Opaco
DX Matt Rust

DW Marrone Opaco
DW Matt Brown

DR Antracite Opaco
DR Matt Anthracite

DV Salvia Lucida
DV Gloss Salvia

Descrizione
Apparecchio di illuminazione da tavolo a luce diretta, con supporto. Corpo in alluminio pressofuso. Testa in alluminio pressofuso con lente asimmetrica full cut-off integrata in metacrilato stampato ad iniezione. Sorgenti LED totalmente nascoste alla vista per il massimo comfort visivo senza ausilio di diaframmi o accessori anti-abbagliamento che limitino le performance del corpo lampada. Lo speciale gruppo ottico brevettato oltrepassa gli standard di illuminazione consueti per applicazioni in ambiti di lavoro e studio fornendo valori di illuminamento del piano di lavoro superiori a 1000 lux con un'levata protezione dall'abbagliamento e riduzione al minimo del flickering.
La base della lampada è equipaggiata in tutte le versioni con una presa USB-C per la ricarica di dispositivi compatibili.
Le versioni Qi presentano una copertura esterna polimerica della base che consente la ricarica supplementare di dispositivi mobili in modalità wireless. Struttura ottenuta da un tubolare in lega di alluminio estruso lavorato meccanicamente.
L'interruttore dimmer-ON/OFF è integrato nella base e dispone di un temporizzatore.

Unità di Alimentazione
Trasformatore elettronico 100-240V - 50/60Hz.

Informazioni Aggiuntive
Grado di protezione IP20.
Classe di isolamento III.

Prima di effettuare l'ordine, si consiglia di informarsi per bene sulle caratteristiche del prodotto che non sono state incluse in questo catalogo e che possono essere determinanti per il suo progetto di installazione, consultando la pagina web di Flos per professionisti, la scheda tecnica del prodotto e le istruzioni per la sua installazione e montaggio.

Conformità e Marchi di Qualità
Apparecchio conforme alla Normativa Tecnica Europea EN60598-1 e relative parti seconde.

Description
Table lamp with direct light and support. Body in die-cast aluminium. Head in die-cast aluminium with integrated full cut-off asymmetric lens in injection moulded methacrylate. LED source completely hidden from view for the best visual comfort without diaphragms or anti-glare accessories that would limit the performance of the lamp. The special patented optics group exceeds regular lighting standards for application in work and study environments, producing lighting values on the work surface greater than 1000 lux with high glare protection and minimum flickering.
All lamp base versions are equipped with a USB-C connection to recharge compatible devices.
The Qi versions have an external polymer covering on the base that allows for supplementary charging of mobile devices via wireless. Structure made of an extruded tubular aluminium alloy produced mechanically.
The ON/OFF-dimmer switch is integrated into the base and features a timer.

Power Supply
100-240 V - 50/60 Hz electronic transformer.

Additional Information
IP20 protection grade.
Insulation class III.

Before placing your order, please consult the product details also on the Flos professional website, in its technical data sheet and in the installation and assembly instructions to find all the information that may not be included in this catalogue or that could be relevant to your specific project or installation.

Standard Compliance and Quality Marks
EN60598-1 European Technical Standards and any subsequent additions.

Oblique

Light Source: Top LED 8W - 750 lm - 2700K/CRI 90 / 8W - 800 lm - 3000K/CRI 90 / 8W - 850 lm - 4000K/CRI 90

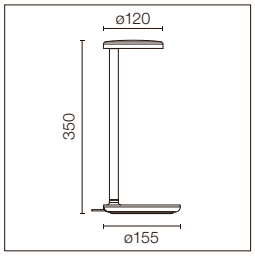

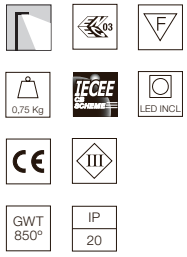

Lampada da tavolo professionale con ottica asimmetrica brevettata. Alimentazione esterna inclusa equipaggiata con cavo di 1500mm. Presa USB-C integrata nella base dell'apparecchio predisposta per la ricarica di dispositivi compatibili.
Driver input: 24 V

Professional table lamp with patented asymmetric optics. External power supply included with 1500-mm cable. USB-C connection integrated into the base of the device to recharge compatible devices.
Driver input: 24 V

2700K
- 09.8300.DY
- 09.8300.AH
- 09.8300.DX
- 09.8300.DW
- 09.8300.DR
- 09.8300.DV

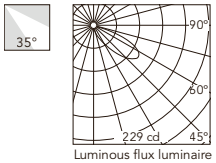

Luminous flux luminaire
479 lm

Beam Angle: 35°

h(m)	E(lx)	D(m)
1	229	2.18
2	57	4.36
3	25	6.54
4	14	8.72
5	9	10.90

3000K
- 09.8301.DY
- 09.8301.AH
- 09.8301.DX
- 09.8301.DW
- 09.8301.DR
- 09.8301.DV

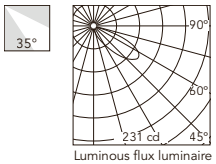

Luminous flux luminaire
482 lm

Beam Angle: 35°

h(m)	E(lx)	D(m)
1	231	2.18
2	58	4.36
3	26	6.54
4	14	8.72
5	9	10.90

4000K
- 09.8302.DY
- 09.8302.AH
- 09.8302.DX
- 09.8302.DW
- 09.8302.DR
- 09.8302.DV

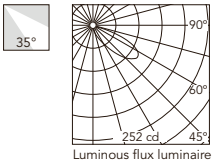

Luminous flux luminaire
525 lm

Beam Angle: 35°

h(m)	E(lx)	D(m)
1	252	2.18
2	63	4.36
3	28	6.54
4	16	8.72
5	10	10.90

Oblique Qi

Light Source: Top LED 8W - 750 lm - 2700K/CRI 90 / 8W - 800 lm - 3000K/CRI 90 / 8W - 850 lm - 4000K/CRI 90

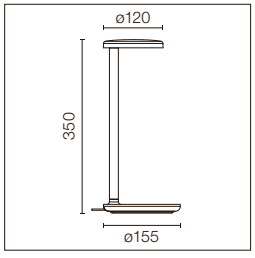

Lampada da tavolo professionale con ottica asimmetrica brevettata. Alimentazione esterna inclusa equipaggiata con cavo di 1500mm. Presa USB-C integrata nella base dell'apparecchio predisposta per la ricarica di dispositivi compatibili. Base con sistema di ricarica wireless compatibile con Qi predisposta per dispositivi mobili e custodie di ricarica wireless per dispositivi compatibili.
Driver input: 12 V

Professional table lamp with patented asymmetric optics. External power supply included with 1500-mm cable. USB-C connection integrated into the base of the device to recharge compatible devices. Base with Qi compatible wireless recharging system for mobile devices and wireless recharging cases for compatible devices.
Driver input: 12 V

2700K
- 09.8310.DY
- 09.8310.AH
- 09.8310.DX
- 09.8310.DW
- 09.8310.DR
- 09.8310.DV

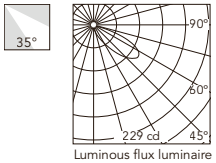

Luminous flux luminaire
479 lm

Beam Angle: 35°

h(m)	E(lx)	D(m)
1	229	2.18
2	57	4.36
3	25	6.54
4	14	8.72
5	9	10.90

3000K
- 09.8311.DY
- 09.8311.AH
- 09.8311.DX
- 09.8311.DW
- 09.8311.DR
- 09.8311.DV

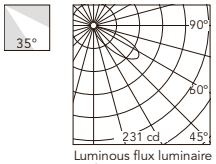

Luminous flux luminaire
482 lm

Beam Angle: 35°

h(m)	E(lx)	D(m)
1	231	2.18
2	58	4.36
3	26	6.54
4	14	8.72
5	9	10.90

4000K
- 09.8312.DY
- 09.8312.AH
- 09.8312.DX
- 09.8312.DW
- 09.8312.DR
- 09.8312.DV

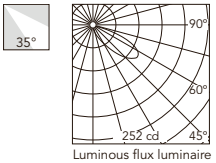

Luminous flux luminaire
525 lm

Beam Angle: 35°

h(m)	E(lx)	D(m)
1	252	2.18
2	63	4.36
3	28	6.54
4	16	8.72
5	10	10.90

OBLIQUE FLOOR

DESIGNED BY VINCENT VAN DUYSEN

LIGHT SOURCE
TOP LED
8W
750 lm
2700K/CRI 90
800 lm
3000K/CRI 90
850 lm
4000K/CRI 90

DY Bianco Opaco
DY Matte White

AH Grigio Lucido
AH Gloss Grey

DX Ruggine Opaco
DX Matte Rust

DW Marrone Opaco
DW Matte Brown

DR Antracite Opaco
DR Matte Anthracite

DV Salvia Lucida
DV Gloss Salvia

Descrizione
Apparecchio di illuminazione a piedistallo con illuminazione diretta asimmettrica e supporto da pavimento. Accensione della lampada e regolazione dell'intensità della luce mediante interazione tattile. Corpo in alluminio fuso. Testata in alluminio fuso con lente full cut-off asimmetrica e integrata in metacrilato stampato ad iniezione. La struttura consta di un tubo in lega di alluminio estruso, lavorato meccanicamente. Fonte d'illuminazione LED completamente invisibile che garantisce il massimo confort visuale senza dover ricorrere a diaframmi o ad accessori antiabbaglianti che limitando le prestazioni dell'apparecchio. La speciale unità ottica, patentata, supera gli abituali standard di illuminazione per un intorno residenziale, di lavoro e di studio, con una notevole protezione contro l'abbagliamento e con una illuminazione di qualità straordinaria.

Unità di Alimentazione
Trasformatore elettronico 100-240V - 50/60Hz.

Informazioni Aggiuntive
Grado di protezione IP20.
Classe di isolamento III.

Prima di effettuare l'ordine, si consiglia di informarsi per bene sulle caratteristiche del prodotto che non sono state incluse in questo catalogo e che possono essere determinanti per il suo progetto di installazione, consultando la pagina web di Flos per professionisti, la scheda tecnica del prodotto e le istruzioni per la sua installazione e montaggio.

Conformità e Marchi di Qualità
Apparecchio conforme alla Normativa Tecnica Europea EN60598-1 e relative parti seconde.

Description
Floor lamp with asymmetrical direct lighting and floor stand. Haptic interaction for switching and dimming. Cast aluminum body. Cast aluminum head with integrated full cut-off asymmetric lens in injection molded methacrylate. Structure made of a mechanically worked extruded aluminum alloy tube. Completely invisible LED sources for maximum visual comfort without the need for diaphragms or anti-glare accessories that limit the performance of the luminaire. The patented special optical unit exceeds the usual lighting standards for applications in residential, work and study environments with high glare protection and outstanding light quality.

Power Supply
100-240 V - 50/60 Hz electronic transformer.

Additional Information
IP20 protection grade.
Insulation class III.

Before placing your order, please consult the product details also on the Flos professional website, in its technical data sheet and in the installation and assembly instructions to find all the information that may not be included in this catalogue or that could be relevant to your specific project or installation.

Standard Compliance and Quality Marks
EN60598-1 European Technical Standards and any subsequent additions.

Oblique Floor

Light Source: Top LED 8W - 24V - 750 lm - 2700K/CRI 90 / 8W - 24V - 800 lm - 3000K/CRI 90 / 8W - 24V - 850 lm - 4000K/CRI 90

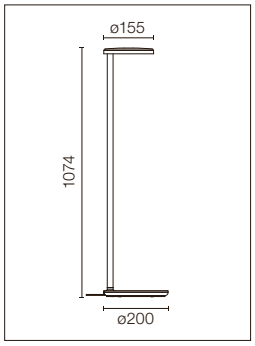

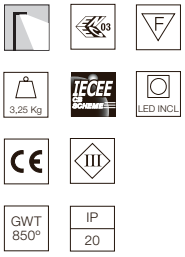

Apparecchio di illuminazione a piedistallo che, grazie alla sua originale lente patentata, offre sia una distribuzione luminosa asimmetrica sia un confort visuale eccellente. La sua forma, la sua altezza e le sue dimensioni concordano con la funzionalità del prodotto, che proporziona un'eccellente illuminazione da lettura o da accompagnamento rimanendo la fonte luminosa nascosta alla vista dell'utente.
Driver input: 24 V

Floor lamp that, thanks to its innovative patented lens, offers asymmetrical light distribution and excellent visual comfort. Its shape, height and dimensions are consistent with the functionality of the product, which provides excellent reading or companion lighting while keeping the light source invisible to the user.
Driver input: 24 V

2700K
- 09.8220.DY
- 09.8220.AH
- 09.8220.DX
- 09.8220.DW
- 09.8220.DR
- 09.8220.DV

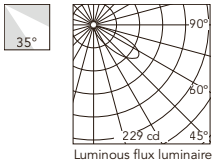

Luminous flux luminaire 479 lm

Beam Angle:	35°	
h(m)	E(lx)	D(m)
1	229	2.18
2	57	4.36
3	25	6.54
4	14	8.72
5	9	10.90

4000K
- 09.8222.DY
- 09.8222.AH
- 09.8222.DX
- 09.8222.DW
- 09.8222.DR
- 09.8222.DV

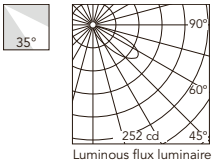

Luminous flux luminaire 525 lm

Beam Angle:	35°	
h(m)	E(lx)	D(m)
1	252	2.18
2	63	4.36
3	28	6.54
4	16	8.72
5	10	10.90

3000K
- 09.8221.DY
- 09.8221.AH
- 09.8221.DX
- 09.8221.DW
- 09.8221.DR
- 09.8221.DV

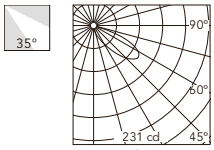

Luminous flux luminaire 482 lm

Beam Angle:	35°	
h(m)	E(lx)	D(m)
1	231	2.18
2	58	4.36
3	26	6.54
4	14	8.72
5	9	10.90

Oblique Floor USB-C

Light Source: Top LED 8W - 24V - 750 lm - 2700K/CRI 90 / 8W - 24V - 800 lm - 3000K/CRI 90 / 8W - 24V - 850 lm - 4000K/CRI 90

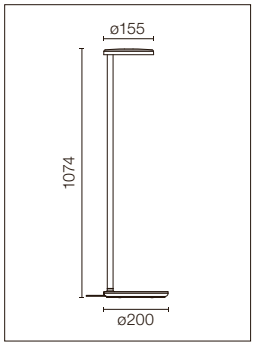

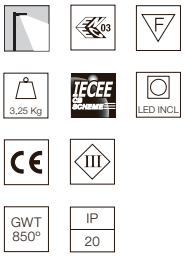

Apparecchio di illuminazione a piedistallo che, grazie alla sua originale lente patentata, offre sia una distribuzione luminosa asimmetrica sia un confort visuale eccellente. La sua forma, la sua altezza e le sue dimensioni concordano con la funzionalità del prodotto, che proporziona un'eccellente illuminazione da lettura o da accompagnamento rimanendo la fonte luminosa nascosta alla vista dell'utente. Modello con sistema USB-C per la ricarica del cellulare inserito nel piedistallo.
Driver input: 24 V

Floor lamp that, thanks to its innovative patented lens, offers asymmetrical light distribution and excellent visual comfort. Its shape, height and dimensions are consistent with the functionality of the product, which provides excellent reading or companion lighting while keeping the light source invisible to the user.
Model with USB-C mobile charging in its base.
Driver input: 24 V

2700K
- 09.8230.DY
- 09.8230.AH
- 09.8230.DX
- 09.8230.DW
- 09.8230.DR
- 09.8230.DV

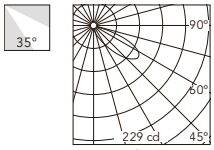

Luminous flux luminaire 479 lm

Beam Angle:	35°	
h(m)	E(lx)	D(m)
1	229	2.18
2	57	4.36
3	25	6.54
4	14	8.72
5	9	10.90

4000K
- 09.8232.DY
- 09.8232.AH
- 09.8232.DX
- 09.8232.DW
- 09.8232.DR
- 09.8232.DV

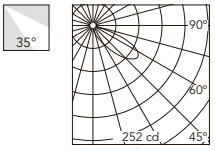

Luminous flux luminaire 525 lm

Beam Angle:	35°	
h(m)	E(lx)	D(m)
1	252	2.18
2	63	4.36
3	28	6.54
4	16	8.72
5	10	10.90

3000K
- 09.8231.DY
- 09.8231.AH
- 09.8231.DX
- 09.8231.DW
- 09.8231.DR
- 09.8231.DV

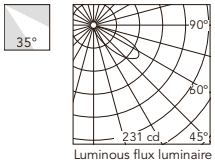

Luminous flux luminaire 482 lm

Beam Angle:	35°	
h(m)	E(lx)	D(m)
1	231	2.18
2	58	4.36
3	26	6.54
4	14	8.72
5	9	10.90

NEW

WORKMATES

DESIGNED BY FLOS ARCHITECTURAL

FLOS
CONTROL BY CASAMBI

Available on the App Store

GET IT ON Google Play

NEW

Descrizione
Workmates rappresenta l'ecosistema di apparecchi di illuminazione Flos pensato per nuovi spazi di lavoro contemporanei e multidisciplinari. Dall'ufficio tradizionale all'*home-office*, dagli studi privati gli spazi di co-working. Con il suo sottilissimo profilo di soli 15 mm, viene data forma a una collezione di prodotti progettati per rispondere in maniera versatile a qualsiasi esigenza illuminotecnica o di installazione. Un concetto di illuminazione che mette il benessere della persona al centro del suo sviluppo tecnico cui si aggiunge una minuziosa cura dell'estetica e dei dettagli che si diffonde dal carattere distintivo del design Flos.
Workmates si declina in 4 opzioni di montaggio (a soffitto, a sospensione, da terra e a binario), così da adattarsi alle esigenze di installazione di tutti gli spazi. Tutte le opzioni sono disponibili in 3 finiture: *All White, White* e *Black*. Inoltre, in tutti i modelli ad esclusione della versione da terra, è disponibile l'accattivante finitura *Anodized Silver*.

Sistema ottico
Tutte le luci dell'ecosistema Workmates sono dotate di sorgenti luminose LED *High Efficiency* e *Full Spectrum*. La prima permette di ottenere ottime prestazioni in termini di Lm/W, mentre l'opzione *Full Spectrum* offre un'ottima resa cromatica e una qualità che si avvicina in modo ineguagliabile a tutto lo spettro della luce naturale.
I modelli a soffitto, a binario e a sospensione offrono due distribuzioni luminose per quanto riguarda l'emissione *Down*: *Wide Flood* e *Oval*. La distribuzione *Wide Flood* garantisce una perfetta omogeneità e intensità su tutta la superficie di lavoro (piano del tavolo o scrivania). La variante *Oval* plasma la luce in modo da fornire una distribuzione longitudinale adatta ad applicazioni che prevedono tavoli continui o spazi con pianta allungata quali corridoi, zone di passaggio, ecc.
Data la loro posizione dislocata rispetto all'effettivo piano di illuminazione, i modelli da terra sono stati progettati con un'emissione luminosa asimmetrica relativamente all'emissione *Down*.

Inoltre, le versioni a sospensione e da terra dispongono dell'emissione *Up* con apertura *Extra Wide Flood* per una luce diffusa e indiretta. Ciò permette di ridurre l'affaticamento visivo degli utilizzatori e di attenuare la differenza di luminosità tra la superficie illuminata dall'apparecchio di illuminazione e l'ambiente. L'emissione *Up* è inoltre disponibile in temperatura colore variabile *Tunable White* che permette di conciliare la temperatura della luce indiretta con il ritmo circadiano e, a seconda dell'orario della giornata, generare uno schema di illuminazione HCL (*Human Centric Lighting*).
Tutte le lenti di Workmates sono state progettate da Flos, unitamente allo schermo *'extreme cut-off'* con finitura tecnica brillante, per ridurre l'abbagliamento e incanalare al meglio il flusso luminoso del LED così da ottenere il miglior *Light Output Ratio* (L.O.R.).

Sistemi di controllo
Workmates è disponibile con protocolli di regolazione *On/Off, On Board Dimming*, *1-10V, Dali* y *Casambi* (*si vedano i protocolli disponibili per ogni modello). Inoltre le versioni da terra sono commercializzate con regolatore *Touch Dimming*, tramite la pulsantiera integrata.
I modelli da terra e a sospensione dispongono altresì delle versioni *Smart* dotate di sensori di rilevamento della presenza e soglie di luminosità.

Informazioni aggiuntive
Workmates risponde ai più stringenti requisiti della norma per l'illuminazione nei luoghi di lavoro *EN 12464-1:2012*. Pertanto, offre un UGR inferiore a 19 e un valore di intensità massima in un angolo di 65º inferiore a 3000 cd/m^2.
I modelli con LED *High Efficiency* permettono di scegliere LED con 'binning' superiore per avere un rapporto Lm/w ancora più alto (contattaci per un ordine speciale).

Compatibilità con i modelli Track:
- Workmates Track (*Small* & *Large*):
  - Regolazione *On/Off* e *Casambi* compatibile con binari Global, Ivela ed Eutrac.
  - Regolazione *Dali 2* compatibile con binari Unipro, Global e Stucchi.

- Workmates In-Track (*Small* & *Large*):
  - Regolazione *On/Off* compatibile con binari Global, Stucchi ed Eutrac.
  - Regolazione *Dali 2* compatibile con binari Global e Stucchi.

Prima di effettuare l'ordine, si consiglia di informarsi per bene sulle caratteristiche del prodotto che non sono state incluse in questo catalogo e che possono essere determinanti per il suo progetto di installazione, consultando la pagina web di Flos per professionisti, la scheda tecnica del prodotto e le istruzioni per la sua installazione e montaggio.

Conformità e Marchi di Qualità
Apparecchio conforme alla Normativa Tecnica Europea EN60598-1 e relative parti seconde.

Description
Workmates is Flos' luminaire ecosystem for new contemporary and multidisciplinary work spaces. From traditional offices through to *home offices*, from private offices to collaborative work spaces. With its ultraslim profile of only 15 mm, it defines a collection of products that have been designed to provide a versatile response to any lighting need or installation requirement. A lighting concept that places personal well-being at the very core of its technical development and adds careful attention to the aesthetics and details that emanate from the differential identity of the Flos design.
Workmates comes in 4 installation options (ceiling surface, suspension, floor and track), in order to adapt to the installation requirements of any space. All of these come in 3 finishes: *All White, White* and *Black*. In addition, an attractive *Anodized Silver* finish is available in all except the floor option.

Optical System
All of the luminaires in the Workmates ecosystem are offered with LED *High Efficiency* and *Full Spectrum* light sources. The former provides excellent performance in terms of Lm/W, while the *Full Spectrum* option provides optimal colour rendering with a quality that is unbeatably close to that of natural light across the entire spectrum.
The ceiling surface, track and suspension models offer two light distribution options in their *Down* emission: *Wide Flood* and *Oval*. *Wide Flood* distribution achieves perfect uniformity and intensity over the entire work surface (the top of the table or desk). The *Oval* option shapes the light to provide a longitudinal distribution which is suited to applications with long tables or spaces with an elongated layout, such as corridors, transit areas, etc.
Due to their displaced position with respect to the effective lighting plane, the floor-mounted models are designed with asymmetric light delivery in their *Down* emission.

In addition, the suspension and floor mounted versions have an *Up* emission with an *Extra Wide Flood* aperture to generate indirect diffuse light. This reduces users' visual fatigue as well as the jump in light levels between the work plane of the luminaire and the surrounding environment. *Up* emission is also available in *Tunable White* variable colour temperature, which allows the temperature of the indirect light to be adjusted to the circadian rhythm and, depending on the time of day, the generation of an HCL (*Human Centric Lighting*) lighting scheme.
Together with the *'extreme cut-off'* screen, in a glossy technical finish, all Worksmate lenses are designed by Flos to reduce glare and channel the gross flow of the LED optimally in order to achieve the best *Light Output Ratio* (L.O.R.).

Control Systems
Workmates is available with the following setting protocols *On/Off*, *On Board Dimming*, *1-10V, Dali* and *Casambi* (*see the protocols available for each model). The floor versions are also sold with a *Touch Dimming* controller through the built-in button panel.
The floor and pendant models also come in *Smart* versions equipped with motion detection sensors and brightness thresholds.

Additional Information
Workmates complies with the more restrictive requirements of the *EN 12464-1:2012* standard for workspace lighting. Therefore, they offer a UGR of less than 19 and maximum intensity value at an angle of 65º of less than 3000 cd/m^2.
The models with *High Efficiency* LEDs let you choose LEDs with a better 'binning' so you can have an even higher lm/W ratio (contact us for special orders).

Compatibility with the Track models:
- Workmates Track (*Small* & *Large*):
  - *On/Off* and *Casambi* settings compatible with Global, Ivela and Eutrac tracks.
  - *Dali 2* settings compatible with Unipro, Global and Stucchi tracks.

- Workmates In-Track (*Small* & *Large*):
  - *On/Off* settings compatible with Global, Stucchi and Eutrac tracks.
  - *Dali 2* settings compatible with Global and Stucchi tracks.

Before placing your order, please consult the product details also on the Flos professional website, in its technical data sheet and in the installation and assembly instructions to find all the information that may not be included in this catalogue or that could be relevant to your specific project or installation.

Compliance of Standards and Quality Marks
Luminaire conforms to European Technical Standard EN60598-1 and secondary parts.

NEW

WORKMATES

DESIGNED BY FLOS ARCHITECTURAL

WORKMATES SURFACE SMALL

LIGHT SOURCE	LIGHT SOURCE
TOP LED	TOP LED
HIGH EFFICIENCY	FULL SPECTRUM
14W	14W
CRI 90	CRI 98
1817 lm / 3000K	1346 lm / 3000K
1831 lm / 3500K	1357 lm / 3500K
1858 lm / 4000K	1369 lm / 4000K

WORKMATES SURFACE LARGE

LIGHT SOURCE	LIGHT SOURCE
TOP LED	TOP LED
HIGH EFFICIENCY	FULL SPECTRUM
28W	28W
CRI 90	CRI 98
3634 lm / 3000K	2691 lm / 3000K
3662 lm / 3500K	2714 lm / 3500K
3717 lm / 4000K	2737 lm / 4000K

WORKMATES SUSPENSION

WORKMATES SUSPENSION DOWN

LIGHT SOURCE	LIGHT SOURCE
TOP LED	TOP LED
HIGH EFFICIENCY	FULL SPECTRUM
Up to 28W	Up to 28W
DOWN/CRI 90	DOWN/CRI 98
4061 lm / 3000K	2976 lm / 3000K
4090 lm / 3500K	3005 lm / 3500K
4157 lm / 4000K	3034 lm / 4000K

WORKMATES SUSPENSION UP&DOWN

LIGHT SOURCE	LIGHT SOURCE
TOP LED	TOP LED
HIGH EFFICIENCY	FULL SPECTRUM
Up to 58,5W	Up to 58,5W
MAJORITY UP (70/30)	MAJORITY UP (70/30)
UP + DOWN/CRI 90	UP + DOWN/CRI 98
4316 + 1851 lm / 3000K	3809 + 1633 lm / 3000K
4413 + 1892 lm / 3500K	3911 + 1671 lm / 3500K
4531 + 1942 lm / 4000K	4022 + 1725 lm / 4000K
MAJORITY DOWN (40/60)	MAJORITY DOWN (40/60)
UP + DOWN/CRI 90	UP + DOWN/CRI 98
2588 + 3913 lm / 3000K	2122 + 3185 lm / 3000K
2621 + 3942 lm / 3500K	2238 + 3358 lm / 3500K
2733 + 4100 lm / 4000K	2081 + 3122 lm / 4000K

WORKMATES SUSPENSION UP&DOWN SMART

LIGHT SOURCE	LIGHT SOURCE
TOP LED	TOP LED
HIGH EFFICIENCY	FULL SPECTRUM
32,5W	32,5W
UP/CRI 90	UP/CRI 98
4281 lm / 3000K	4281 lm / 3000K
4339 lm / 3500K	4339 lm / 3500K
4397 lm / 4000K	4397 lm / 4000K
26W	26W
DOWN/CRI 90	DOWN/CRI 98
4061 lm / 3000K	2976 lm / 3000K
4090 lm / 3500K	3005 lm / 3500K
4157 lm / 4000K	3034 lm / 4000K

WORKMATES SUSPENSION UP&DOWN TUNABLE WHITE / TUNABLE WHITE SMART

LIGHT SOURCE	LIGHT SOURCE
TOP LED	TOP LED
HIGH EFFICIENCY	FULL SPECTRUM
Up to 23W	Up to 23W
UP/CRI 90	UP/CRI 90
3619 lm / 2700-5700K	3619 lm / 2700-5700K
26W	26W
DOWN/CRI 90	DOWN/CRI 98
4061 lm / 3000K	2976 lm / 3000K
4090 lm / 3500K	3005 lm / 3500K
4157 lm / 4000K	3034 lm / 4000K

NEW

WORKMATES TRACK SMALL

LIGHT SOURCE	LIGHT SOURCE
POWER LED	POWER LED
HIGH EFFICIENCY	FULL SPECTRUM
Up to 15,5W	Up to 15,5W
CRI 90	CRI 98
1817 lm / 3000K	1346 lm / 3000K
1831 lm / 3500K	1357 lm / 3500K
1858 lm / 4000K	1369 lm / 4000K

WORKMATES TRACK LARGE

LIGHT SOURCE	LIGHT SOURCE
POWER LED	POWER LED
HIGH EFFICIENCY	FULL SPECTRUM
Up to 22W	Up to 22W
CRI 90	CRI 98
2726 lm / 3000K	2018 lm / 3000K
2758 lm / 3500K	2036 lm / 3500K
2786 lm / 4000K	2053 lm / 4000K

WORKMATES IN-TRACK SMALL

LIGHT SOURCE	LIGHT SOURCE
POWER LED	POWER LED
HIGH EFFICIENCY	FULL SPECTRUM
Up to 15,5W	Up to 15,5W
CRI 90	CRI 98
1817 lm / 3000K	1346 lm / 3000K
1831 lm / 3500K	1357 lm / 3500K
1858 lm / 4000K	1369 lm / 4000K

WORKMATES IN-TRACK LARGE

LIGHT SOURCE	LIGHT SOURCE
POWER LED	POWER LED
HIGH EFFICIENCY	FULL SPECTRUM
Up to 22W	Up to 22W
CRI 90	CRI 98
2726 lm / 3000K	2018 lm / 3000K
2758 lm / 3500K	2036 lm / 3500K
2786 lm / 4000K	2053 lm / 4000K

THE RUNNING MAGNET

WORKMATES SMALL

WORKMATES LARGE

* Vedi capitolo The Running Magnet / Refer to The Running Magnet chapter

NEW

WORKMATES

DESIGNED BY FLOS ARCHITECTURAL

WORKMATES FLOOR SINGLE

COMING SOON
DOWN HIGH EFFICIENCY

COMING SOON
UP HIGH EFFICIENCY
CCT / TW

COMING SOON
DOWN FULL SPECTRUM

WORKMATES FLOOR DOUBLE

COMING SOON
DOWN HIGH EFFICIENCY

COMING SOON
UP HIGH EFFICIENCY
CCT / TW

COMING SOON
DOWN FULL SPECTRUM

NEW

Workmates suspension

All White | White | Black | Anodized Silver

Workmates Surface

All White | White | Black | Anodized Silver

Workmates Track

All White | White | Black | Anodized Silver

Workmates In-Track

All White | White | Black | Anodized Silver

Workmates Floor

All White | White | Black

NEW

HOW TO ORDER

1 SELECT MOUNTING / MODEL

Ceiling Surface



Small Large

Three Phase Track

Small Large

Three Phase In-Track



Small Large

The Running Magnet

Small Large

Suspension

Down / Up & Down

Floor

Single Double

2 SELECT LED SOURCE & OPTICS (DOWN LIGHT)

High-efficiency LED

3000 K / 3500 K / 4000 K

Optics

Ceiling Surface

WIDE FLOOD OVAL

All Tracks / Suspension

WIDE FLOOD OVAL HIGH COMFORT

Floor

ASYMM.

Full Spectrum LED

3000 K / 3500 K / 4000 K

Optics

Ceiling Surface

WIDE FLOOD OVAL

All Tracks / Suspension

WIDE FLOOD OVAL HIGH COMFORT

Floor

ASYMM.

3 SELECT SPECIAL FEATURES

Ceiling Surface / All Tracks

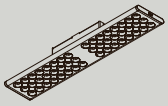

STANDARD

Suspension Down

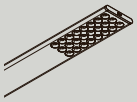

STANDARD

Suspension Up & Down

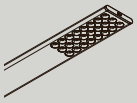

STANDARD

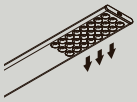

PRINCIPALLY DOWN LIGHT

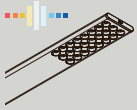

TUNABLE WHITE

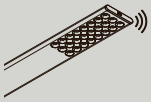

SMART

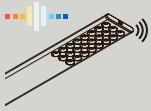

TUNABLE WHITE SMART

Floor

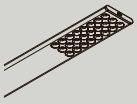

STANDARD

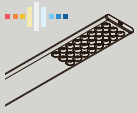

TUNABLE WHITE

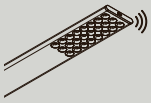

SMART

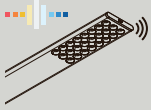

TUNABLE WHITE SMART

HOW TO ORDER

NEW

4 SELECT DIM CONTROL

Ceiling Surface / Three Phase Track

NO DIM | DALI | CASAMBI

In-Track

NO DIM | DALI

The Running Magnet

NO DIM | DALI | 1-10V | CASAMBI

Suspension Down

NO DIM / DALI | CASAMBI

Suspension Up & Down

STANDARD

NO DIM / DALI | CASAMBI

TUNABLE WHITE

DALI | CASAMBI

SMART & TUNABLE WHITE SMART

CASAMBI

Floor

STANDARD & TUNABLE WHITE

TOUCH DIM | CASAMBI

SMART & TUNABLE WHITE SMART

CASAMBI

5 SELECT POWER SUPPLY

Ceiling Surface / Tracks

POWER SUPPLY INCLUDED

Suspension

Remote Power Supply Kit

Surface Power Supply Kit

Recessed Power Supply Kit

Floor

POWER SUPPLY INCLUDED

6 FINISHES

Ceiling Surface / All Tracks / Suspension

All White

White

Black

Anodized Silver

Floor

All White

White

Black

NLAS (Natural Light Average Secondment)

Tutte le luci dell'ecosistema Workmates sono dotate di sorgenti luminose LED *High Efficiency* e *Full Spectrum*. Con la prima si ottiene un rendimento eccellente in termini di Lm/W, mentre con l'opzione *Full Spectrum* si raggiunge un indice *NLAS (Natural Light Average Secondment)* perfetto.

All'interno dello spettro visibile della radiazione luminosa, la luce naturale descrive un percorso molto preciso. La opzione a LED "*Full Spectrum*", disponibile per Workmates, rispecchia il comportamento più fedele di una luce artificiale rispetto al rendimento della luce naturale. In questo modo contribuisce a migliorare il benessere umano e a rispettare gli schemi naturali dell'illuminazione circadiana.

All the lights in the Workmates ecosystem are fitted with *High Efficiency* and *Full Spectrum* LED light sources. With the former, you get excellent performance in terms of lm/W, while with the *Full Spectrum* option, you get the perfect NLAS (Natural Light Average Secondment) index.

Natural light sets a very precise path within the visible light spectrum. The "*Full Spectrum*" LED option, available for Workmates, reflects the most accurate behaviour of artificial light compared with the performance of natural light. It therefore helps improve human well-being and respect the natural schemes of circadian lighting.

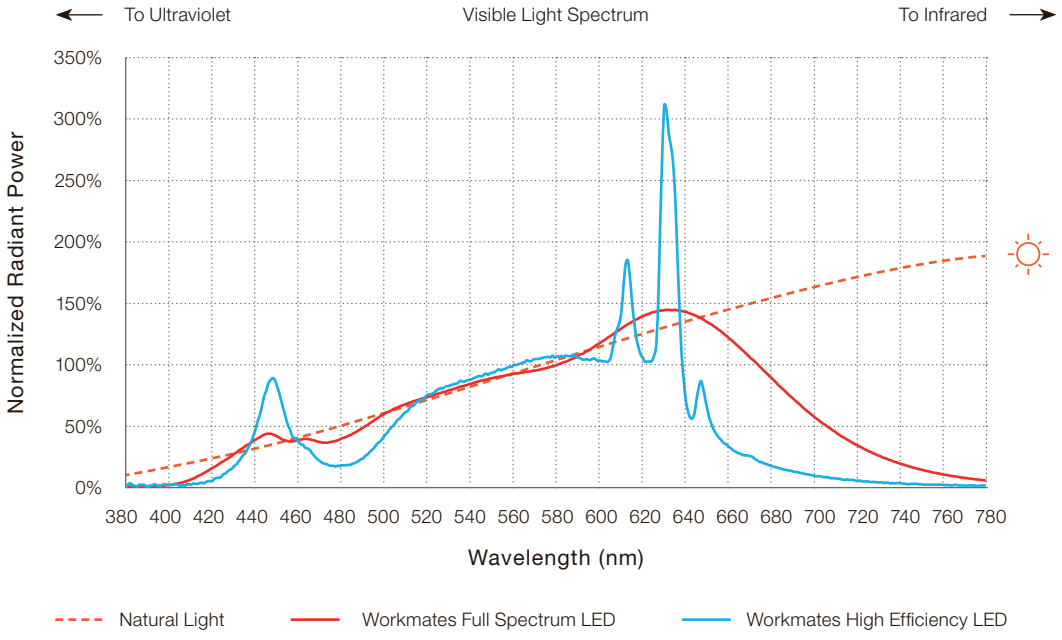

NEW

Smart Lighting

I sistemi di controllo *Dali* e senza fili *Casambi*, dotano Workmates di sensori integrati o esterni per mettere in scena la luce desiderata per ogni situazione. Tutto ciò, in risposta al rilevamento della presenza, dell'assenza o alle soglie di luminosità desiderate.

With its *Dali* and wireless *Casambi* control systems, Workmates has built-in or external sensors to activate the desired lighting scenarios for each situation. All of it triggered by presence or absence detection, or the desired brightness thresholds.

Daylight Sensor

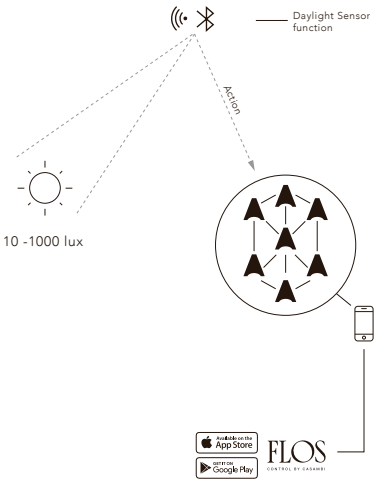

Presence Sensor

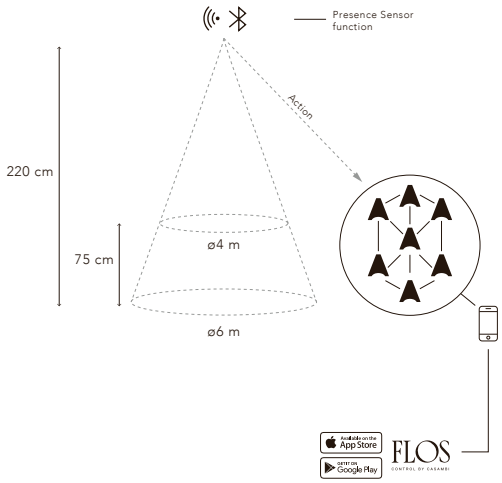

▲ Casambi object

Workmates Surface Small

Light Source: Top LED High Efficiency 14W - 1817 lm - 3000K/CRI 90 / 1831 lm - 3500K/CRI 90 / 1858 lm - 4000K/CRI 90

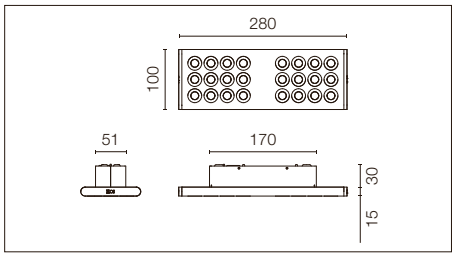

Apparecchio di illuminazione a soffitto. Sorgente luminosa ad alto rendimento. Driver integrato. Versione *Casambi* disponibile per la regolazione senza fili. UGR<19. Conforme alla EN12464 - cd/m² @ 65º<3000.
Casambi, distanza massima tra gli apparecchi: 50m.

Ceiling surface luminaire. High-efficiency light source. Integrated driver. *Casambi* version available for wireless control. UGR<19. EN12464 - cd/m² @ 65º<3000 compliant. Casambi, maximum distance between fixtures: 50m.

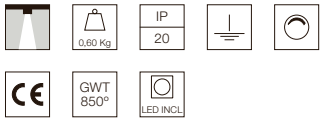

Optic Wide Flood - 3000K

Non Dimming

- 05.6200.40
- 05.6200.40.78
- 05.6200.14
- 05.6200.AP

Dali 2

- 05.6200.40.DA
- 05.6200.40.YU
- 05.6200.14.DA
- 05.6200.AP.DA

Casambi

- 05.6200.40.CB
- 05.6200.40.C6
- 05.6200.14.CB
- 05.6200.AP.CB

76° WIDE FLOOD

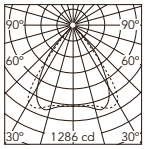

Luminous flux luminaire 1768 lm

Beam Angle: 76°

h(m)	E(lx)	D(m)
1	1143	1.55
2	286	3.10
3	127	4.66
4	71	6.21
5	46	7.76

Optic Oval - 3000K

Non Dimming

- 05.6205.40
- 05.6205.40.78
- 05.6205.14
- 05.6205.AP

Dali 2

- 05.6205.40.DA
- 05.6205.40.YU
- 05.6205.14.DA
- 05.6205.AP.DA

Casambi

- 05.6205.40.CB
- 05.6205.40.C6
- 05.6205.14.CB
- 05.6205.AP.CB

72° OVAL

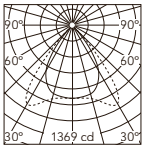

Luminous flux luminaire 1720 lm

Beam Angle: 72°

h(m)	E(lx)	D(m)
1	1096	1.45
2	274	2.89
3	122	4.34
4	68	5.78
5	44	7.23

Optic Wide Flood - 3500K

Non Dimming

- 05.6201.40
- 05.6201.40.78
- 05.6201.14
- 05.6201.AP

Dali 2

- 05.6201.40.DA
- 05.6201.40.YU
- 05.6201.14.DA
- 05.6201.AP.DA

Casambi

- 05.6201.40.CB
- 05.6201.40.C6
- 05.6201.14.CB
- 05.6201.AP.CB

76° WIDE FLOOD

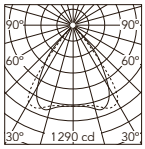

Luminous flux luminaire 1773 lm

Beam Angle: 76°

h(m)	E(lx)	D(m)
1	1146	1.55
2	286	3.10
3	127	4.66
4	72	6.21
5	46	7.76

Optic Oval - 3500K

Non Dimming

- 05.6206.40
- 05.6206.40.78
- 05.6206.14
- 05.6206.AP

Dali 2

- 05.6206.40.DA
- 05.6206.40.YU
- 05.6206.14.DA
- 05.6206.AP.DA

Casambi

- 05.6206.40.CB
- 05.6206.40.C6
- 05.6206.14.CB
- 05.6206.AP.CB

72° OVAL

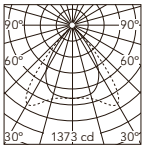

Luminous flux luminaire 1725 lm

Beam Angle: 72°

h(m)	E(lx)	D(m)
1	1099	1.45
2	275	2.89
3	122	4.34
4	69	5.78
5	44	7.23

Optic Wide Flood - 4000K

Non Dimming

- 05.6202.40
- 05.6202.40.78
- 05.6202.14
- 05.6202.AP

Dali 2

- 05.6202.40.DA
- 05.6202.40.YU
- 05.6202.14.DA
- 05.6202.AP.DA

Casambi

- 05.6202.40.CB
- 05.6202.40.C6
- 05.6202.14.CB
- 05.6202.AP.CB

76° WIDE FLOOD

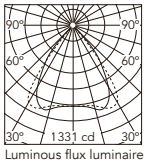

Luminous flux luminaire 1830 lm

Beam Angle: 76°

h(m)	E(lx)	D(m)
1	1183	1.55
2	296	3.10
3	131	4.66
4	74	6.21
5	47	7.76

Optic Oval - 4000K

Non Dimming

- 05.6207.40
- 05.6207.40.78
- 05.6207.14
- 05.6207.AP

Dali 2

- 05.6207.40.DA
- 05.6207.40.YU
- 05.6207.14.DA
- 05.6207.AP.DA

Casambi

- 05.6207.40.CB
- 05.6207.40.C6
- 05.6207.14.CB
- 05.6207.AP.CB

72° OVAL

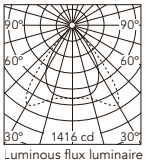

Luminous flux luminaire 1780 lm

Beam Angle: 72°

h(m)	E(lx)	D(m)
1	1134	1.45
2	283	2.89
3	126	4.34
4	71	5.78
5	45	7.23

NEW

Workmates Surface Small

Light Source: Top LED Full Spectrum 14W - 1346 lm - 3000K/CRI 98 / 1357 lm - 3500K/CRI 98 / 1369 lm - 4000K/CRI 98

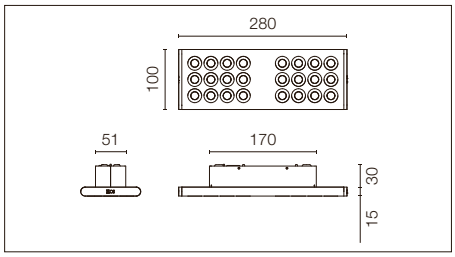

Apparecchio di illuminazione a soffitto. Sorgente luminosa *Full Spectrum* di elevata qualità nella resa cromatica. Driver integrato. Versione *Casambi* disponibile per la regolazione senza fili. UGR<19. Conforme alla EN12464 - cd/m² @ 65°<3000.
Casambi, distanza massima tra gli apparecchi: 50m.

Ceiling surface luminaire. High-quality colour rendering *Full Spectrum* light source. Integrated driver. *Casambi* version available for wireless control. UGR<19. EN12464 - cd/m² @ 65°<3000 compliant. Casambi, maximum distance between fixtures: 50m.

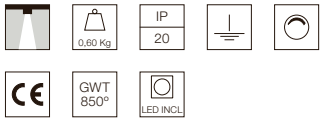

Optic Wide Flood - 3000K

Non Dimming

- 05.6210.40
- 05.6210.40.78
- 05.6210.14
- 05.6210.AP

Dali 2

- 05.6210.40.DA
- 05.6210.40.YU
- 05.6210.14.DA
- 05.6210.AP.DA

Casambi

- 05.6210.40.CB
- 05.6210.40.C6
- 05.6210.14.CB
- 05.6210.AP.CB

76° WIDE FLOOD

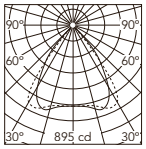

Luminous flux luminaire 1231 lm

Beam Angle: 76°

h(m)	E(lx)	D(m)
1	796	1.55
2	199	3.10
3	88	4.66
4	50	6.21
5	32	7.76

Optic Oval - 3000K

Non Dimming

- 05.6215.40
- 05.6215.40.78
- 05.6215.14
- 05.6215.AP

Dali 2

- 05.6215.40.DA
- 05.6215.40.YU
- 05.6215.14.DA
- 05.6215.AP.DA

Casambi

- 05.6215.40.CB
- 05.6215.40.C6
- 05.6215.14.CB
- 05.6215.AP.CB

72° OVAL

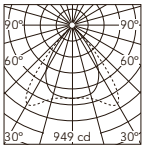

Luminous flux luminaire 1192 lm

Beam Angle: 72°

h(m)	E(lx)	D(m)
1	759	1.45
2	190	2.89
3	84	4.34
4	47	5.78
5	30	7.23

Optic Wide Flood - 3500K

Non Dimming

- 05.6211.40
- 05.6211.40.78
- 05.6211.14
- 05.6211.AP

Dali 2

- 05.6211.40.DA
- 05.6211.40.YU
- 05.6211.14.DA
- 05.6211.AP.DA

Casambi

- 05.6211.40.CB
- 05.6211.40.C6
- 05.6211.14.CB
- 05.6211.AP.CB

76° WIDE FLOOD

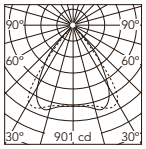

Luminous flux luminaire 1238 lm

Beam Angle: 76°

h(m)	E(lx)	D(m)
1	800	1.55
2	200	3.10
3	89	4.66
4	50	6.21
5	32	7.76

Optic Oval - 3500K

Non Dimming

- 05.6216.40
- 05.6216.40.78
- 05.6216.14
- 05.6216.AP

Dali 2

- 05.6216.40.DA
- 05.6216.40.YU
- 05.6216.14.DA
- 05.6216.AP.DA

Casambi

- 05.6216.40.CB
- 05.6216.40.C6
- 05.6216.14.CB
- 05.6216.AP.CB

72° OVAL

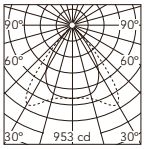

Luminous flux luminaire 1198 lm

Beam Angle: 72°

h(m)	E(lx)	D(m)
1	759	1.45
2	191	2.89
3	85	4.34
4	48	5.78
5	31	7.23

Optic Wide Flood - 4000K

Non Dimming

- 05.6212.40
- 05.6212.40.78
- 05.6212.14
- 05.6212.AP

Dali 2

- 05.6212.40.DA
- 05.6212.40.YU
- 05.6212.14.DA
- 05.6212.AP.DA

Casambi

- 05.6212.40.CB
- 05.6212.40.C6
- 05.6212.14.CB
- 05.6212.AP.CB

76° WIDE FLOOD

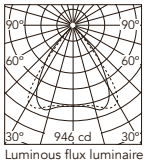

Luminous flux luminaire 1300 lm

Beam Angle: 76°

h(m)	E(lx)	D(m)
1	840	1.55
2	210	3.10
3	93	4.66
4	53	6.21
5	34	7.76

Optic Oval - 4000K

Non Dimming

- 05.6217.40
- 05.6217.40.78
- 05.6217.14
- 05.6217.AP

Dali 2

- 05.6217.40.DA
- 05.6217.40.YU
- 05.6217.14.DA
- 05.6217.AP.DA

Casambi

- 05.6217.40.CB
- 05.6217.40.C6
- 05.6217.14.CB
- 05.6217.AP.CB

72° OVAL

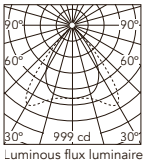

Luminous flux luminaire 1256 lm

Beam Angle: 72°

h(m)	E(lx)	D(m)
1	800	1.45
2	200	2.89
3	89	4.34
4	50	5.78
5	32	7.23

Workmates Surface Large

Light Source: Top LED High Efficiency 28W - 3634 lm - 3000K/CRI 90 / 3662 lm - 3500K/CRI 90 / 3717 lm - 4000K/CRI 90

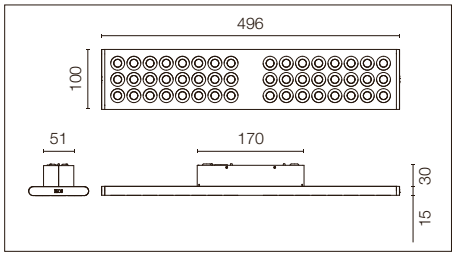

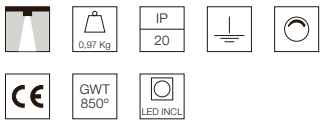

Apparecchio di illuminazione a soffitto. Sorgente luminosa ad alto rendimento. Driver integrato. Versione *Casambi* disponibile per la regolazione senza fili. UGR<19. Conforme alla EN12464 - cd/m² @ 65º<3000.
Casambi, distanza massima tra gli apparecchi: 50m.

Ceiling surface luminaire. High-efficiency light source. Integrated driver. *Casambi* version available for wireless control. UGR<19. EN12464 - cd/m² @ 65º<3000 compliant. Casambi, maximum distance between fixtures: 50m.

Optic Wide Flood - 3000K

Non Dimming

- 05.6220.40
- 05.6220.40.78
- 05.6220.14
- 05.6220.AP

Dali 2

- 05.6220.40.DA
- 05.6220.40.YU
- 05.6220.14.DA
- 05.6220.AP.DA

Casambi

- 05.6220.40.CB
- 05.6220.40.C6
- 05.6220.14.CB
- 05.6220.AP.CB

73° WIDE FLOOD

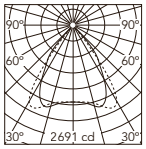

Luminous flux luminaire 3392 lm

Beam Angle:		73°
h(m)	E(lx)	D(m)
1	2249	1.49
2	562	2.99
3	250	4.48
4	141	5.97
5	90	7.46

Optic Oval - 3000K

Non Dimming

- 05.6225.40
- 05.6225.40.78
- 05.6225.14
- 05.6225.AP

Dali 2

- 05.6225.40.DA
- 05.6225.40.YU
- 05.6225.14.DA
- 05.6225.AP.DA

Casambi

- 05.6225.40.CB
- 05.6225.40.C6
- 05.6225.14.CB
- 05.6225.AP.CB

71° OVAL

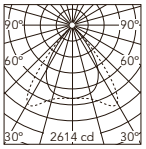

Luminous flux luminaire 3216 lm

Beam Angle:		71°
h(m)	E(lx)	D(m)
1	2095	1.42
2	524	2.85
3	233	4.27
4	131	5.70
5	84	7.12

Optic Wide Flood - 3500K

Non Dimming

- 05.6221.40
- 05.6221.40.78
- 05.6221.14
- 05.6221.AP

Dali 2

- 05.6221.40.DA
- 05.6221.40.YU
- 05.6221.14.DA
- 05.6221.AP.DA

Casambi

- 05.6221.40.CB
- 05.6221.40.C6
- 05.6221.14.CB
- 05.6221.AP.CB

73° WIDE FLOOD

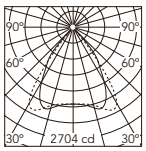

Luminous flux luminaire 3408 lm

Beam Angle:		73°
h(m)	E(lx)	D(m)
1	2259	1.49
2	565	2.99
3	251	4.48
4	141	5.97
5	90	7.46

Optic Oval - 3500K

Non Dimming

- 05.6226.40
- 05.6226.40.78
- 05.6226.14
- 05.6226.AP

Dali 2

- 05.6226.40.DA
- 05.6226.40.YU
- 05.6226.14.DA
- 05.6226.AP.DA

Casambi

- 05.6226.40.CB
- 05.6226.40.C6
- 05.6226.14.CB
- 05.6226.AP.CB

71° OVAL

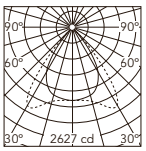

Luminous flux luminaire 3232 lm

Beam Angle:		71°
h(m)	E(lx)	D(m)
1	2105	1.42
2	526	2.85
3	234	4.27
4	132	5.70
5	84	7.12

Optic Wide Flood - 4000K

Non Dimming

- 05.6222.40
- 05.6222.40.78
- 05.6222.14
- 05.6222.AP

Dali 2

- 05.6222.40.DA
- 05.6222.40.YU
- 05.6222.14.DA
- 05.6222.AP.DA

Casambi

- 05.6222.40.CB
- 05.6222.40.C6
- 05.6222.14.CB
- 05.6222.AP.CB

73° WIDE FLOOD

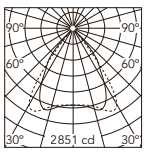

Luminous flux luminaire 3594 lm

Beam Angle:		73°
h(m)	E(lx)	D(m)
1	2382	1.49
2	596	2.99
3	265	4.48
4	149	5.97
5	95	7.46

Optic Oval - 4000K

Non Dimming

- 05.6227.40
- 05.6227.40.78
- 05.6227.14
- 05.6227.AP

Dali 2

- 05.6227.40.DA
- 05.6227.40.YU
- 05.6227.14.DA
- 05.6227.AP.DA

Casambi

- 05.6227.40.CB
- 05.6227.40.C6
- 05.6227.14.CB
- 05.6227.AP.CB

71° OVAL

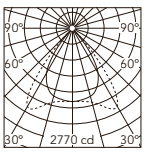

Luminous flux luminaire 3408 lm

Beam Angle:		71°
h(m)	E(lx)	D(m)
1	2220	1.42
2	555	2.85
3	247	4.27
4	139	5.70
5	89	7.12

NEW

Workmates Surface Large

Light Source: Top LED Full Spectrum 28W - 2691 lm - 3000K/CRI 98 / 2714 lm - 3500K/CRI 98 / 2737 lm - 4000K/CRI 98

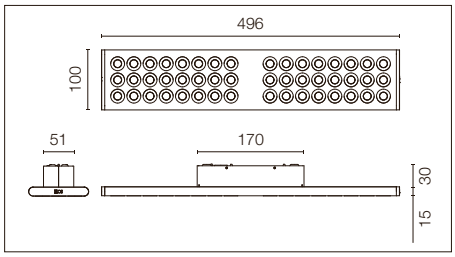

Apparecchio di illuminazione a soffitto. Sorgente luminosa *Full Spectrum* di elevata qualità nella resa cromatica. Driver integrato. Versione *Casambi* disponibile per la regolazione senza fili. UGR<19. Conforme alla EN12464 - cd/m² @ 65°<3000.
Casambi, distanza massima tra gli apparecchi: 50m.

Ceiling surface luminaire. High-quality colour rendering *Full Spectrum* light source. Integrated driver. *Casambi* version available for wireless control. UGR<19. EN12464 - cd/m² @ 65°<3000 compliant. Casambi, maximum distance between fixtures: 50m.

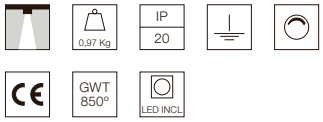

Optic Wide Flood - 3000K

Non Dimming

- 05.6230.40
- 05.6230.40.78
- 05.6230.14
- 05.6230.AP

Dali 2

- 05.6230.40.DA
- 05.6230.40.YU
- 05.6230.14.DA
- 05.6230.AP.DA

Casambi

- 05.6230.40.CB
- 05.6230.40.C6
- 05.6230.14.CB
- 05.6230.AP.CB

73° WIDE FLOOD

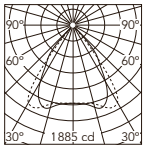

Luminous flux luminaire 2464 lm

Beam Angle:	73°	
h(m)	E(lx)	D(m)
1	1607	1.49
2	402	2.97
3	179	4.46
4	100	5.95
5	64	7.43

Optic Oval - 3000K

Non Dimming

- 05.6235.40
- 05.6235.40.78
- 05.6235.14
- 05.6235.AP

Dali 2

- 05.6235.40.DA
- 05.6235.40.YU
- 05.6235.14.DA
- 05.6235.AP.DA

Casambi

- 05.6235.40.CB
- 05.6235.40.C6
- 05.6235.14.CB
- 05.6235.AP.CB

71° OVAL

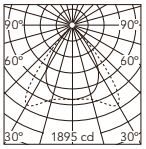

Luminous flux luminaire 2365 lm

Beam Angle:	71°	
h(m)	E(lx)	D(m)
1	1530	1.43
2	383	2.86
3	170	4.28
4	96	5.71
5	61	7.14

Optic Wide Flood - 3500K

Non Dimming

- 05.6231.40
- 05.6231.40.78
- 05.6231.14
- 05.6231.AP

Dali 2

- 05.6231.40.DA
- 05.6231.40.YU
- 05.6231.14.DA
- 05.6231.AP.DA

Casambi

- 05.6231.40.CB
- 05.6231.40.C6
- 05.6231.14.CB
- 05.6231.AP.CB

73° WIDE FLOOD

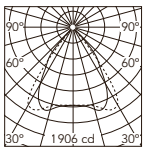

Luminous flux luminaire 2491 lm

Beam Angle:	73°	
h(m)	E(lx)	D(m)
1	1624	1.49
2	406	2.97
3	180	4.46
4	102	5.95
5	65	7.43

Optic Oval - 3500K

Non Dimming

- 05.6236.40
- 05.6236.40.78
- 05.6236.14
- 05.6236.AP

Dali 2

- 05.6236.40.DA
- 05.6236.40.YU
- 05.6236.14.DA
- 05.6236.AP.DA

Casambi

- 05.6236.40.CB
- 05.6236.40.C6
- 05.6236.14.CB
- 05.6236.AP.CB

71° OVAL

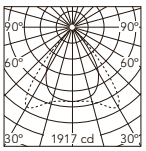

Luminous flux luminaire 2392 lm

Beam Angle:	71°	
h(m)	E(lx)	D(m)
1	1530	1.43
2	387	2.86
3	172	4.28
4	97	5.71
5	62	7.14

Optic Wide Flood - 4000K

Non Dimming

- 05.6232.40
- 05.6232.40.78
- 05.6232.14
- 05.6232.AP

Dali 2

- 05.6232.40.DA
- 05.6232.40.YU
- 05.6232.14.DA
- 05.6232.AP.DA

Casambi

- 05.6232.40.CB
- 05.6232.40.C6
- 05.6232.14.CB
- 05.6232.AP.CB

73° WIDE FLOOD

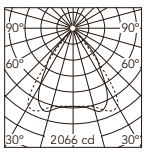

Luminous flux luminaire 2701 lm

Beam Angle:	73°	
h(m)	E(lx)	D(m)
1	1761	1.49
2	440	2.97
3	196	4.46
4	110	5.95
5	70	7.43

Optic Oval - 4000K

Non Dimming

- 05.6237.40
- 05.6237.40.78
- 05.6237.14
- 05.6237.AP

Dali 2

- 05.6237.40.DA
- 05.6237.40.YU
- 05.6237.14.DA
- 05.6237.AP.DA

Casambi

- 05.6237.40.CB
- 05.6237.40.C6
- 05.6237.14.CB
- 05.6237.AP.CB

71° OVAL

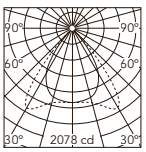

Luminous flux luminaire 2593 lm

Beam Angle:	71°	
h(m)	E(lx)	D(m)
1	1678	1.43
2	419	2.86
3	186	4.28
4	105	5.71
5	67	7.14

Workmates Track Small

Light Source: Power LED High Efficiency
Non Dimming: 15,5W - 1817 lm - 3000K/CRI 90 / 1831 lm - 3500K/CRI 90 / 1858 lm - 4000K/CRI 90
Dali 2 / Casambi: 15W - 1817 lm - 3000K/CRI 90 / 1831 lm - 3500K/CRI 90 / 1858 lm - 4000K/CRI 90

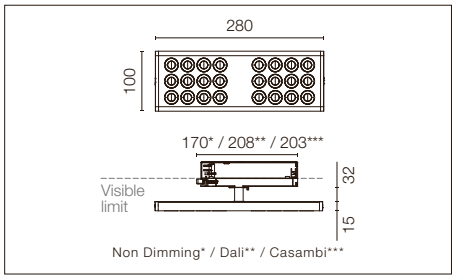

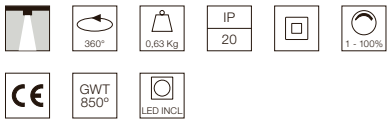

Apparecchio di illuminazione per applicazione a binario trifase, dotato di adattatore per il controllo No Dim, Dali e *Casambi* (senza fili). Sorgente luminosa ad alto rendimento. Disponibile anche nella versione per The Running Magnet. Può ruotare di 360° sull'asse del braccio posteriore per assumere qualsiasi posizione rispetto al binario (dalla posizione parallela a quella perpendicolare). UGR<19.
Conforme alla EN12464 - cd/m² @ 65°<3000. Casambi, distanza massima tra gli apparecchi: 50m.

Luminaire for use on a three-phase track, with adapters for No Dim, Dali and *Casambi* (wireless) control. High-efficiency light source. Also available in a The Running Magnet version. This can rotate by 360° on the axis of its rear arm to reach any position relative to the track (from parallel to perpendicular). UGR<19. EN12464 - cd/m² @ 65°<3000 compliant. Casambi, maximum distance between fixtures: 50m.

Optic Wide Flood - 3000K

Non Dimming
- 05.6240.40
- 05.6240.40.78
- 05.6240.14
- 05.6240.AP

Dali 2
- 05.6240.40.DA
- 05.6240.40.YU
- 05.6240.14.DA
- 05.6240.AP.DA

Casambi
- 05.6240.40.CB
- 05.6240.40.C6
- 05.6240.14.CB
- 05.6240.AP.CB

76° WIDE FLOOD

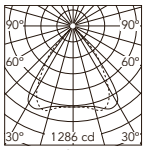

Luminous flux luminaire 1768 lm

Beam Angle: 76°

h(m)	E(lx)	D(m)
1	1143	1.55
2	286	3.10
3	127	4.66
4	71	6.21
5	46	7.76

Optic Wide Flood - 4000K

Non Dimming
- 05.6242.40
- 05.6242.40.78
- 05.6242.14
- 05.6242.AP

Dali 2
- 05.6242.40.DA
- 05.6242.40.YU
- 05.6242.14.DA
- 05.6242.AP.DA

Casambi
- 05.6242.40.CB
- 05.6242.40.C6
- 05.6242.14.CB
- 05.6242.AP.CB

76° WIDE FLOOD

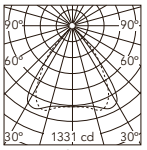

Luminous flux luminaire 1830 lm

Beam Angle: 76°

h(m)	E(lx)	D(m)
1	1183	1.55
2	296	3.10
3	131	4.66
4	74	6.21
5	47	7.76

Optic Wide Flood - 3500K

Non Dimming
- 05.6241.40
- 05.6241.40.78
- 05.6241.14
- 05.6241.AP

Dali 2
- 05.6241.40.DA
- 05.6241.40.YU
- 05.6241.14.DA
- 05.6241.AP.DA

Casambi
- 05.6241.40.CB
- 05.6241.40.C6
- 05.6241.14.CB
- 05.6241.AP.CB

76° WIDE FLOOD

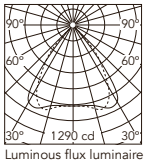

Luminous flux luminaire 1773 lm

Beam Angle: 76°

h(m)	E(lx)	D(m)
1	1146	1.55
2	286	3.10
3	127	4.66
4	72	6.21
5	46	7.76

NEW

Optic Oval - 3000K

Non Dimming

- 05.6245.40
- 05.6245.40.78
- 05.6245.14
- 05.6245.AP

Dali 2

- 05.6245.40.DA
- 05.6245.40.YU
- 05.6245.14.DA
- 05.6245.AP.DA

Casambi

- 05.6245.40.CB
- 05.6245.40.C6
- 05.6245.14.CB
- 05.6245.AP.CB

80°
OVAL

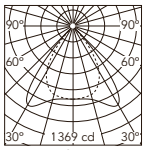

Luminous flux luminaire
1720 lm

Beam Angle:		80°
h(m)	E(lx)	D(m)
1	1096	1.67
2	274	3.34
3	122	5.00
4	68	6.67
5	44	8.34

Optic High Comfort - 3000K

Non Dimming

- 05.5740.40
- 05.5740.40.78
- 05.5740.14
- 05.5740.AP

Dali 2

- 05.5740.40.DA
- 05.5740.40.YU
- 05.5740.14.DA
- 05.5740.AP.DA

Casambi

- 05.5740.40.CB
- 05.5740.40.C6
- 05.5740.14.CB
- 05.5740.AP.CB

66°
HIGH
COMFORT

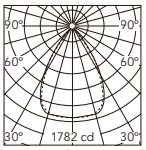

Luminous flux luminaire
1850 lm

Beam Angle:		66°
h(m)	E(lx)	D(m)
1	1780	1.31
2	445	2.61
3	198	3.92
4	111	5.23
5	71	6.54

Optic Oval - 3500K

Non Dimming

- 05.6246.40
- 05.6246.40.78
- 05.6246.14
- 05.6246.AP

Dali 2

- 05.6246.40.DA
- 05.6246.40.YU
- 05.6246.14.DA
- 05.6246.AP.DA

Casambi

- 05.6246.40.CB
- 05.6246.40.C6
- 05.6246.14.CB
- 05.6246.AP.CB

80°
OVAL

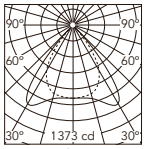

Luminous flux luminaire
1725 lm

Beam Angle:		80°
h(m)	E(lx)	D(m)
1	1099	1.67
2	275	3.34
3	122	5.00
4	69	6.67
5	44	8.34

Optic High Comfort - 3500K

Non Dimming

- 05.5741.40
- 05.5741.40.78
- 05.5741.14
- 05.5741.AP

Dali 2

- 05.5741.40.DA
- 05.5741.40.YU
- 05.5741.14.DA
- 05.5741.AP.DA

Casambi

- 05.5741.40.CB
- 05.5741.40.C6
- 05.5741.14.CB
- 05.5741.AP.CB

66°
HIGH
COMFORT

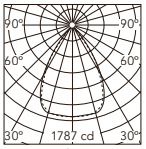

Luminous flux luminaire
1855 lm

Beam Angle:		66°
h(m)	E(lx)	D(m)
1	1785	1.31
2	446	2.61
3	198	3.92
4	112	5.23
5	71	6.54

Optic Oval - 4000K

Non Dimming

- 05.6247.40
- 05.6247.40.78
- 05.6247.14
- 05.6247.AP

Dali 2

- 05.6247.40.DA
- 05.6247.40.YU
- 05.6247.14.DA
- 05.6247.AP.DA

Casambi

- 05.6247.40.CB
- 05.6247.40.C6
- 05.6247.14.CB
- 05.6247.AP.CB

80°
OVAL

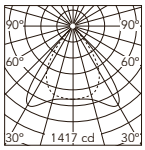

Luminous flux luminaire
1780 lm

Beam Angle:		80°
h(m)	E(lx)	D(m)
1	1134	1.67
2	283	3.34
3	126	5.00
4	71	6.67
5	45	8.34

Optic High Comfort - 4000K

Non Dimming

- 05.5742.40
- 05.5742.40.78
- 05.5742.14
- 05.5742.AP

Dali 2

- 05.5742.40.DA
- 05.5742.40.YU
- 05.5742.14.DA
- 05.5742.AP.DA

Casambi

- 05.5742.40.CB
- 05.5742.40.C6
- 05.5742.14.CB
- 05.5742.AP.CB

66°
HIGH
COMFORT

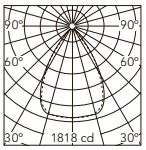

Luminous flux luminaire
1887 lm

Beam Angle:		66°
h(m)	E(lx)	D(m)
1	1815	1.31
2	454	2.61
3	202	3.92
4	113	5.23
5	73	6.54

Workmates Track Small

Light Source: Power LED Full Spectrum
Non Dimming: 15,5W - 1346 lm - 3000K/CRI 98 / 1357 lm - 3500K/CRI 98 / 1369 lm - 4000K/CRI 98
Dali 2 / Casambi: 15W - 1346 lm - 3000K/CRI 98 / 1357 lm - 3500K/CRI 98 / 1369 lm - 4000K/CRI 98

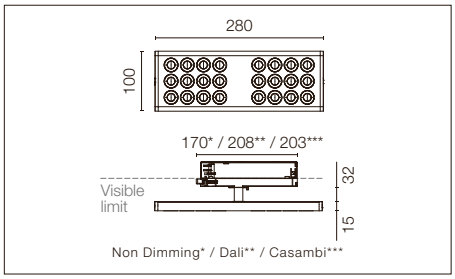

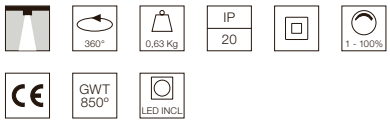

Apparecchio di illuminazione per applicazione a binario trifase, dotato di adattatore per il controllo No Dim, Dali e *Casambi* (senza fili). Sorgente luminosa *Full Spectrum* di elevata qualità nella resa cromatica. Disponibile anche nella versione per The Running Magnet. Può ruotare di 360° sull'asse del braccio posteriore per assumere qualsiasi posizione rispetto al binario (dalla posizione parallela a quella perpendicolare). UGR<19. Conforme alla EN12464 - cd/m² @ 65°<3000. Casambi, distanza massima tra gli apparecchi: 50m.

Luminaire for use on a three-phase track, with adapters for No Dim, Dali and *Casambi* (wireless) control. High-quality colour rendering *Full Spectrum* light source. Also available in a The Running Magnet version. This can rotate by 360° on the axis of its rear arm to reach any position relative to the track (from parallel to perpendicular). UGR<19. EN12464 - cd/m² @ 65°<3000 compliant. Casambi, maximum distance between fixtures: 50m.

Optic Wide Flood - 3000K

Non Dimming
- 05.6250.40
- 05.6250.40.78
- 05.6250.14
- 05.6250.AP

Dali 2
- 05.6250.40.DA
- 05.6250.40.YU
- 05.6250.14.DA
- 05.6250.AP.DA

Casambi
- 05.6250.40.CB
- 05.6250.40.C6
- 05.6250.14.CB
- 05.6250.AP.CB

76° WIDE FLOOD

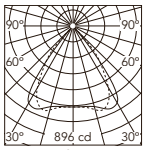

Luminous flux luminaire 1231 lm

Beam Angle: 76°

h(m)	E(lx)	D(m)
1	796	1.55
2	199	3.10
3	88	4.66
4	50	6.21
5	32	7.76

Optic Wide Flood - 4000K

Non Dimming
- 05.6252.40
- 05.6252.40.78
- 05.6252.14
- 05.6252.AP

Dali 2
- 05.6252.40.DA
- 05.6252.40.YU
- 05.6252.14.DA
- 05.6252.AP.DA

Casambi
- 05.6252.40.CB
- 05.6252.40.C6
- 05.6252.14.CB
- 05.6252.AP.CB

76° WIDE FLOOD

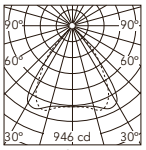

Luminous flux luminaire 1300 lm

Beam Angle: 76°

h(m)	E(lx)	D(m)
1	840	1.55
2	210	3.10
3	93	4.66
4	53	6.21
5	34	7.76

Optic Wide Flood - 3500K

Non Dimming
- 05.6251.40
- 05.6251.40.78
- 05.6251.14
- 05.6251.AP

Dali 2
- 05.6251.40.DA
- 05.6251.40.YU
- 05.6251.14.DA
- 05.6251.AP.DA

Casambi
- 05.6251.40.CB
- 05.6251.40.C6
- 05.6251.14.CB
- 05.6251.AP.CB

76° WIDE FLOOD

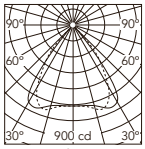

Luminous flux luminaire 1238 lm

Beam Angle: 76°

h(m)	E(lx)	D(m)
1	800	1.55
2	200	3.10
3	89	4.66
4	50	6.21
5	32	7.76

NEW

Optic Oval - 3000K

Non Dimming

- 05.6255.40
- 05.6255.40.78
- 05.6255.14
- 05.6255.AP

Dali 2

- 05.6255.40.DA
- 05.6255.40.YU
- 05.6255.14.DA
- 05.6255.AP.DA

Casambi

- 05.6255.40.CB
- 05.6255.40.C6
- 05.6255.14.CB
- 05.6255.AP.CB

80°
OVAL

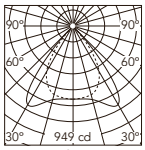

Luminous flux luminaire
1192 lm

Beam Angle:		80°
h(m)	E(lx)	D(m)
1	759	1.67
2	190	3.34
3	84	5.00
4	47	6.67
5	30	8.34

Optic High Comfort - 3000K

Non Dimming

- 05.5750.40
- 05.5750.40.78
- 05.5750.14
- 05.5750.AP

Dali 2

- 05.5750.40.DA
- 05.5750.40.YU
- 05.5750.14.DA
- 05.5750.AP.DA

Casambi

- 05.5750.40.CB
- 05.5750.40.C6
- 05.5750.14.CB
- 05.5750.AP.CB

66°
HIGH
COMFORT

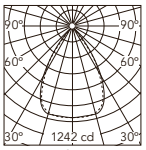

Luminous flux luminaire
1289 lm

Beam Angle:		66°
h(m)	E(lx)	D(m)
1	1240	1.31
2	310	2.61
3	138	3.92
4	77	5.23
5	50	6.54

Optic Oval - 3500K

Non Dimming

- 05.6256.40
- 05.6256.40.78
- 05.6256.14
- 05.6256.AP

Dali 2

- 05.6256.40.DA
- 05.6256.40.YU
- 05.6256.14.DA
- 05.6256.AP.DA

Casambi

- 05.6256.40.CB
- 05.6256.40.C6
- 05.6256.14.CB
- 05.6256.AP.CB

80°
OVAL

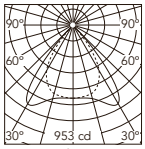

Luminous flux luminaire
1198 lm

Beam Angle:		80°
h(m)	E(lx)	D(m)
1	763	1.67
2	191	3.34
3	85	5.00
4	48	6.67
5	31	8.34

Optic High Comfort - 3500K

Non Dimming

- 05.5751.40
- 05.5751.40.78
- 05.5751.14
- 05.5751.AP

Dali 2

- 05.5751.40.DA
- 05.5751.40.YU
- 05.5751.14.DA
- 05.5751.AP.DA

Casambi

- 05.5751.40.CB
- 05.5751.40.C6
- 05.5751.14.CB
- 05.5751.AP.CB

66°
HIGH
COMFORT

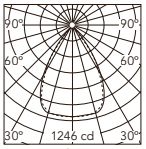

Luminous flux luminaire
1293 lm

Beam Angle:		66°
h(m)	E(lx)	D(m)
1	1244	1.31
2	311	2.61
3	138	3.92
4	78	5.23
5	50	6.54

Optic Oval - 4000K

Non Dimming

- 05.6257.40
- 05.6257.40.78
- 05.6257.14
- 05.6257.AP

Dali 2

- 05.6257.40.DA
- 05.6257.40.YU
- 05.6257.14.DA
- 05.6257.AP.DA

Casambi

- 05.6257.40.CB
- 05.6257.40.C6
- 05.6257.14.CB
- 05.6257.AP.CB

80°
OVAL

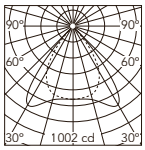

Luminous flux luminaire
1259 lm

Beam Angle:		80°
h(m)	E(lx)	D(m)
1	802	1.67
2	200	3.34
3	89	5.00
4	50	6.67
5	32	8.34

Optic High Comfort - 4000K

Non Dimming

- 05.5752.40
- 05.5752.40.78
- 05.5752.14
- 05.5752.AP

Dali 2

- 05.5752.40.DA
- 05.5752.40.YU
- 05.5752.14.DA
- 05.5752.AP.DA

Casambi

- 05.5752.40.CB
- 05.5752.40.C6
- 05.5752.14.CB
- 05.5752.AP.CB

66°
HIGH
COMFORT

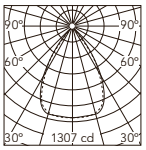

Luminous flux luminaire
1357 lm

Beam Angle:		66°
h(m)	E(lx)	D(m)
1	1306	1.31
2	326	2.61
3	145	3.92
4	82	5.23
5	52	6.54

Workmates Track Large

Light Source: Power LED High Efficiency
Non Dimming: 21W - 2726 lm - 3000K/CRI 90 / 2758 lm - 3500K/CRI 90 / 2786 lm - 4000K/CRI 90
Dali 2 / Casambi: 22W - 2726 lm - 3000K/CRI 90 / 2758 lm - 3500K/CRI 90 / 2786 lm - 4000K/CRI 90

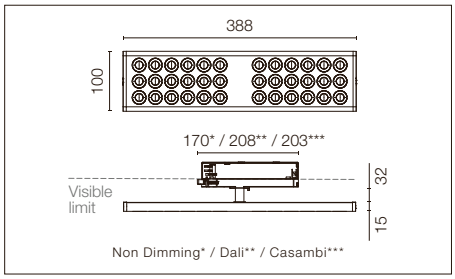

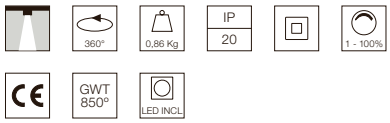

Apparecchio di illuminazione per applicazione a binario trifase, dotato di adattatore per il controllo No Dim, Dali e *Casambi* (senza fili). Sorgente luminosa ad alto rendimento. Disponibile anche nella versione per The Running Magnet. Può ruotare di 360° sull'asse del braccio posteriore per assumere qualsiasi posizione rispetto al binario (dalla posizione parallela a quella perpendicolare). UGR<19.
Conforme alla EN12464 - cd/m² @ 65°<3000. Casambi, distanza massima tra gli apparecchi: 50m.

Luminaire for use on a three-phase track, with adapters for No Dim, Dali and *Casambi* (wireless) control. High-efficiency light source. Also available in a The Running Magnet version. This can rotate by 360° on the axis of its rear arm to reach any position relative to the track (from parallel to perpendicular). UGR<19. EN12464 - cd/m² @ 65°<3000 compliant. Casambi, maximum distance between fixtures: 50m.

Optic Wide Flood - 3000K

Non Dimming
- 05.6260.40
- 05.6260.40.78
- 05.6260.14
- 05.6260.AP

Dali 2
- 05.6260.40.DA
- 05.6260.40.YU
- 05.6260.14.DA
- 05.6260.AP.DA

Casambi
- 05.6260.40.CB
- 05.6260.40.C6
- 05.6260.14.CB
- 05.6260.AP.CB

73° WIDE FLOOD

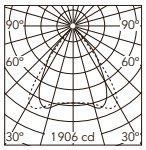

Luminous flux luminaire 2371 lm

Beam Angle:		73°
h(m)	E(lx)	D(m)
1	1609	1.48
2	402	2.95
3	179	4.43
4	101	5.91
5	64	7.39

Optic Wide Flood - 4000K

Non Dimming
- 05.6262.40
- 05.6262.40.78
- 05.6262.14
- 05.6262.AP

Dali 2
- 05.6262.40.DA
- 05.6262.40.YU
- 05.6262.14.DA
- 05.6262.AP.DA

Casambi
- 05.6262.40.CB
- 05.6262.40.C6
- 05.6262.14.CB
- 05.6262.AP.CB

73° WIDE FLOOD

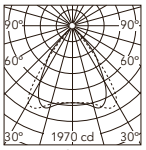

Luminous flux luminaire 2450 lm

Beam Angle:		73°
h(m)	E(lx)	D(m)
1	1662	1.48
2	416	2.95
3	185	4.43
4	104	5.91
5	66	7.39

Optic Wide Flood - 3500K

Non Dimming
- 05.6261.40
- 05.6261.40.78
- 05.6261.14
- 05.6261.AP

Dali 2
- 05.6261.40.DA
- 05.6261.40.YU
- 05.6261.14.DA
- 05.6261.AP.DA

Casambi
- 05.6261.40.CB
- 05.6261.40.C6
- 05.6261.14.CB
- 05.6261.AP.CB

73° WIDE FLOOD

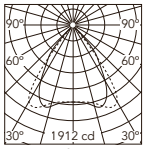

Luminous flux luminaire 2378 lm

Beam Angle:		73°
h(m)	E(lx)	D(m)
1	1614	1.48
2	403	2.95
3	179	4.43
4	101	5.91
5	65	7.39

NEW

Optic Oval - 3000K

Non Dimming

- 05.6265.40
- 05.6265.40.78
- 05.6265.14
- 05.6265.AP

Dali 2

- 05.6265.40.DA
- 05.6265.40.YU
- 05.6265.14.DA
- 05.6265.AP.DA

Casambi

- 05.6265.40.CB
- 05.6265.40.C6
- 05.6265.14.CB
- 05.6265.AP.CB

80°
OVAL

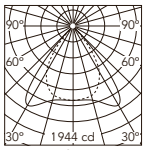

Luminous flux luminaire
2462 lm

Beam Angle:	80°	
h(m)	E(lx)	D(m)
1	1577	1.68
2	394	3.36
3	175	5.03
4	99	6.71
5	63	8.39

Optic High Comfort - 3000K

Non Dimming

- 05.5760.40
- 05.5760.40.78
- 05.5760.14
- 05.5760.AP

Dali 2

- 05.5760.40.DA
- 05.5760.40.YU
- 05.5760.14.DA
- 05.5760.AP.DA

Casambi

- 05.5760.40.CB
- 05.5760.40.C6
- 05.5760.14.CB
- 05.5760.AP.CB

67°
HIGH
COMFORT

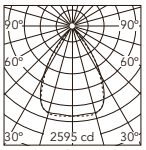

Luminous flux luminaire
2711 lm

Beam Angle:	67°	
h(m)	E(lx)	D(m)
1	2563	1.32
2	641	2.64
3	285	3.96
4	160	5.28
5	103	6.61

Optic Oval - 3500K

Non Dimming

- 05.6266.40
- 05.6266.40.78
- 05.6266.14
- 05.6266.AP

Dali 2

- 05.6266.40.DA
- 05.6266.40.YU
- 05.6266.14.DA
- 05.6266.AP.DA

Casambi

- 05.6266.40.CB
- 05.6266.40.C6
- 05.6266.14.CB
- 05.6266.AP.CB

80°
OVAL

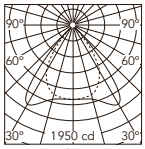

Luminous flux luminaire
2469 lm

Beam Angle:	80°	
h(m)	E(lx)	D(m)
1	1582	1.68
2	395	3.36
3	176	5.03
4	99	6.71
5	63	8.39

Optic High Comfort - 3500K

Non Dimming

- 05.5761.40
- 05.5761.40.78
- 05.5761.14
- 05.5761.AP

Dali 2

- 05.5761.40.DA
- 05.5761.40.YU
- 05.5761.14.DA
- 05.5761.AP.DA

Casambi

- 05.5761.40.CB
- 05.5761.40.C6
- 05.5761.14.CB
- 05.5761.AP.CB

67°
HIGH
COMFORT

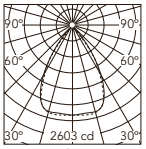

Luminous flux luminaire
2718 lm

Beam Angle:	67°	
h(m)	E(lx)	D(m)
1	2571	1.32
2	643	2.64
3	286	3.96
4	161	5.28
5	103	6.61

Optic Oval - 4000K

Non Dimming

- 05.6267.40
- 05.6267.40.78
- 05.6267.14
- 05.6267.AP

Dali 2

- 05.6267.40.DA
- 05.6267.40.YU
- 05.6267.14.DA
- 05.6267.AP.DA

Casambi

- 05.6267.40.CB
- 05.6267.40.C6
- 05.6267.14.CB
- 05.6267.AP.CB

80°
OVAL

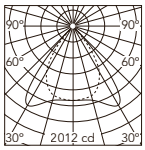

Luminous flux luminaire
2548 lm

Beam Angle:	80°	
h(m)	E(lx)	D(m)
1	1632	1.68
2	408	3.36
3	181	5.03
4	102	6.71
5	65	8.39

Optic High Comfort - 4000K

Non Dimming

- 05.5762.40
- 05.5762.40.78
- 05.5762.14
- 05.5762.AP

Dali 2

- 05.5762.40.DA
- 05.5762.40.YU
- 05.5762.14.DA
- 05.5762.AP.DA

Casambi

- 05.5762.40.CB
- 05.5762.40.C6
- 05.5762.14.CB
- 05.5762.AP.CB

67°
HIGH
COMFORT

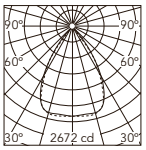

Luminous flux luminaire
2790 lm

Beam Angle:	67°	
h(m)	E(lx)	D(m)
1	2639	1.32
2	660	2.64
3	293	3.96
4	165	5.28
5	106	6.61

Workmates Track Large

Light Source: Power LED Full Spectrum
Non Dimming: 21W - 2018 lm - 3000K/CRI 98 / 2036 lm - 3500K/CRI 98 / 2053 lm - 4000K/CRI 98
Dali 2 / Casambi: 22W - 2018 lm - 3000K/CRI 98 / 2036 lm - 3500K/CRI 98 / 2053 lm - 4000K/CRI 98

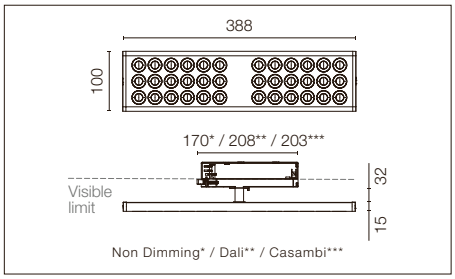

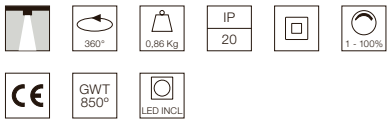

Apparecchio di illuminazione per applicazione a binario trifase, dotato di adattatore per il controllo No Dim, Dali e *Casambi* (senza fili). Sorgente luminosa *Full Spectrum* di elevata qualità nella resa cromatica. Disponibile anche nella versione per The Running Magnet. Può ruotare di 360° sull'asse del braccio posteriore per assumere qualsiasi posizione rispetto al binario (dalla posizione parallela a quella perpendicolare). UGR<19. Conforme alla EN12464 - cd/m² @ 65°<3000. Casambi, distanza massima tra gli apparecchi: 50m.

Luminaire for use on a three-phase track, with adapters for No Dim, Dali and *Casambi* (wireless) control. High-quality colour rendering *Full Spectrum* light source. Also available in a The Running Magnet version. This can rotate by 360° on the axis of its rear arm to reach any position relative to the track (from parallel to perpendicular). UGR<19. EN12464 - cd/m² @ 65°<3000 compliant. Casambi, maximum distance between fixtures: 50m.

Optic Wide Flood - 3000K

Non Dimming
- 05.6270.40
- 05.6270.40.78
- 05.6270.14
- 05.6270.AP

Dali 2
- 05.6270.40.DA
- 05.6270.40.YU
- 05.6270.14.DA
- 05.6270.AP.DA

Casambi
- 05.6270.40.CB
- 05.6270.40.C6
- 05.6270.14.CB
- 05.6270.AP.CB

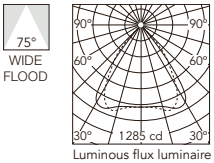

Luminous flux luminaire 1761 lm

Beam Angle:		75°
h(m)	E(lx)	D(m)
1	1155	1.55
2	289	3.09
3	128	4.64
4	72	6.18
5	46	7.73

Optic Wide Flood - 4000K

Non Dimming
- 05.6272.40
- 05.6272.40.78
- 05.6272.14
- 05.6272.AP

Dali 2
- 05.6272.40.DA
- 05.6272.40.YU
- 05.6272.14.DA
- 05.6272.AP.DA

Casambi
- 05.6272.40.CB
- 05.6272.40.C6
- 05.6272.14.CB
- 05.6272.AP.CB

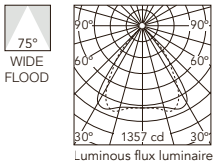

Luminous flux luminaire 1860 lm

Beam Angle:		75°
h(m)	E(lx)	D(m)
1	1219	1.55
2	305	3.09
3	135	4.64
4	76	6.18
5	49	7.73

Optic Wide Flood - 3500K

Non Dimming
- 05.6271.40
- 05.6271.40.78
- 05.6271.14
- 05.6271.AP

Dali 2
- 05.6271.40.DA
- 05.6271.40.YU
- 05.6271.14.DA
- 05.6271.AP.DA

Casambi
- 05.6271.40.CB
- 05.6271.40.C6
- 05.6271.14.CB
- 05.6271.AP.CB

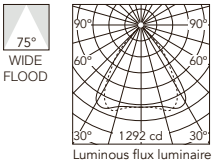

Luminous flux luminaire 1770 lm

Beam Angle:		75°
h(m)	E(lx)	D(m)
1	1160	1.55
2	290	3.09
3	129	4.64
4	73	6.18
5	46	7.73

NEW

Optic Oval - 3000K

Non Dimming

- 05.6275.40
- 05.6275.40.78
- 05.6275.14
- 05.6275.AP

Dali 2

- 05.6275.40.DA
- 05.6275.40.YU
- 05.6275.14.DA
- 05.6275.AP.DA

Casambi

- 05.6275.40.CB
- 05.6275.40.C6
- 05.6275.14.CB
- 05.6275.AP.CB

80°
OVAL

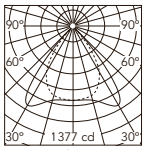

Luminous flux luminaire
1744 lm

Beam Angle:	80°
h(m) E(lx)	D(m)
1 1117	1.68
2 279	3.36
3 124	5.03
4 70	6.71
5 45	8.39

Optic High Comfort - 3000K

Non Dimming

- 05.5770.40
- 05.5770.40.78
- 05.5770.14
- 05.5770.AP

Dali 2

- 05.5770.40.DA
- 05.5770.40.YU
- 05.5770.14.DA
- 05.5770.AP.DA

Casambi

- 05.5770.40.CB
- 05.5770.40.C6
- 05.5770.14.CB
- 05.5770.AP.CB

67°
HIGH
COMFORT

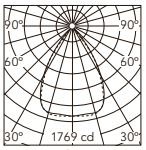

Luminous flux luminaire
1848 lm

Beam Angle:	67°
h(m) E(lx)	D(m)
1 1747	1.32
2 437	2.64
3 194	3.96
4 109	5.28
5 70	6.61

Optic Oval - 3500K

Non Dimming

- 05.6276.40
- 05.6276.40.78
- 05.6276.14
- 05.6276.AP

Dali 2

- 05.6276.40.DA
- 05.6276.40.YU
- 05.6276.14.DA
- 05.6276.AP.DA

Casambi

- 05.6276.40.CB
- 05.6276.40.C6
- 05.6276.14.CB
- 05.6276.AP.CB

80°
OVAL

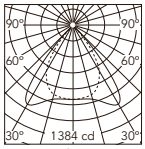

Luminous flux luminaire
1753 lm

Beam Angle:	80°
h(m) E(lx)	D(m)
1 1123	1.68
2 281	3.36
3 125	5.03
4 70	6.71
5 45	8.39

Optic High Comfort - 3500K

Non Dimming

- 05.5771.40
- 05.5771.40.78
- 05.5771.14
- 05.5771.AP

Dali 2

- 05.5771.40.DA
- 05.5771.40.YU
- 05.5771.14.DA
- 05.5771.AP.DA

Casambi

- 05.5771.40.CB
- 05.5771.40.C6
- 05.5771.14.CB
- 05.5771.AP.CB

67°
HIGH
COMFORT

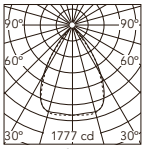

Luminous flux luminaire
1856 lm

Beam Angle:	67°
h(m) E(lx)	D(m)
1 1755	1.32
2 439	2.64
3 195	3.96
4 110	5.28
5 70	6.61

Optic Oval - 4000K

Non Dimming

- 05.6277.40
- 05.6277.40.78
- 05.6277.14
- 05.6277.AP

Dali 2

- 05.6277.40.DA
- 05.6277.40.YU
- 05.6277.14.DA
- 05.6277.AP.DA

Casambi

- 05.6277.40.CB
- 05.6277.40.C6
- 05.6277.14.CB
- 05.6277.AP.CB

80°
OVAL

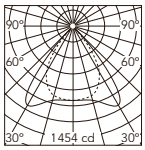

Luminous flux luminaire
1842 lm

Beam Angle:	80°
h(m) E(lx)	D(m)
1 1180	1.68
2 295	3.36
3 131	5.03
4 74	6.71
5 47	8.39

Optic High Comfort - 4000K

Non Dimming

- 05.5772.40
- 05.5772.40.78
- 05.5772.14
- 05.5772.AP

Dali 2

- 05.5772.40.DA
- 05.5772.40.YU
- 05.5772.14.DA
- 05.5772.AP.DA

Casambi

- 05.5772.40.CB
- 05.5772.40.C6
- 05.5772.14.CB
- 05.5772.AP.CB

67°
HIGH
COMFORT

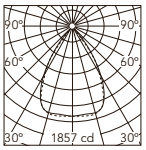

Luminous flux luminaire
1939 lm

Beam Angle:	67°
h(m) E(lx)	D(m)
1 1834	1.32
2 458	2.64
3 204	3.96
4 115	5.28
5 73	6.61

Workmates In-Track Small

Light Source: Power LED High Efficiency
Non Dimming: 15,5W - 1817 lm - 3000K/CRI 90 / 1831 lm - 3500K/CRI 90 / 1858 lm - 4000K/CRI 90
Dali 2: 15W - 1817 lm - 3000K/CRI 90 / 1831 lm - 3500K/CRI 90 / 1858 lm - 4000K/CRI 90

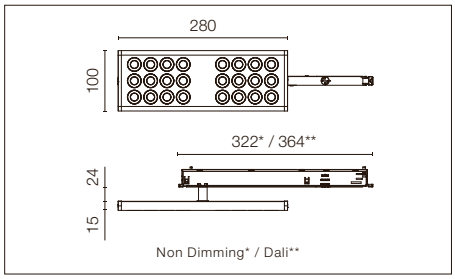

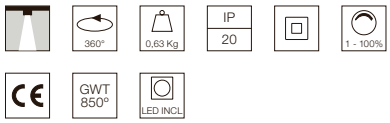

Apparecchio di illuminazione per applicazione a binario trifase, dotato di adattatore per il controllo No Dim e Dali. Sorgente luminosa *Full Spectrum* di elevata qualità nella resa cromatica. Disponibile anche nella versione per The Running Magnet. Può ruotare di 360° sull'asse del braccio posteriore per assumere qualsiasi posizione rispetto al binario (dalla posizione parallela a quella perpendicolare). UGR<19. Conforme alla EN12464 - cd/m² @ 65°<3000.

Luminaire for use on a three-phase track, with adapters for No Dim and Dali *control*. High-efficiency light source. Also available in a The Running Magnet version. This can rotate by 360° on the axis of its rear arm to reach any position relative to the track (from parallel to perpendicular). UGR<19. EN12464 - cd/m² @ 65°<3000 compliant.

Optic Wide Flood - 3000K

Non Dimming

- 05.6280.40
- 05.6280.40.78
- 05.6280.14
- 05.6280.AP

Dali 2

- 05.6280.40.DA
- 05.6280.40.YU
- 05.6280.14.DA
- 05.6280.AP.DA

76° WIDE FLOOD

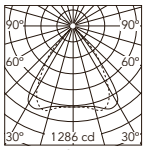

Luminous flux luminaire
1768 lm

Beam Angle:		76°
h(m)	E(lx)	D(m)
1	1143	1.55
2	286	3.10
3	127	4.66
4	71	6.21
5	46	7.76

Optic Wide Flood - 4000K

Non Dimming

- 05.6282.40
- 05.6282.40.78
- 05.6282.14
- 05.6282.AP

Dali 2

- 05.6282.40.DA
- 05.6282.40.YU
- 05.6282.14.DA
- 05.6282.AP.DA

76° WIDE FLOOD

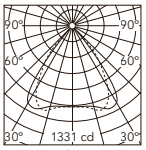

Luminous flux luminaire
1830 lm

Beam Angle:		76°
h(m)	E(lx)	D(m)
1	1183	1.55
2	296	3.10
3	131	4.66
4	74	6.21
5	47	7.76

Optic Wide Flood - 3500K

Non Dimming

- 05.6281.40
- 05.6281.40.78
- 05.6281.14
- 05.6281.AP

Dali 2

- 05.6281.40.DA
- 05.6281.40.YU
- 05.6281.14.DA
- 05.6281.AP.DA

76° WIDE FLOOD

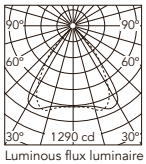

Luminous flux luminaire
1773 lm

Beam Angle:		76°
h(m)	E(lx)	D(m)
1	1146	1.55
2	286	3.10
3	127	4.66
4	72	6.21
5	46	7.76

NEW

Optic Oval - 3000K

Non Dimming

- 05.6285.40
- 05.6285.40.78
- 05.6285.14
- 05.6285.AP

Dali 2

- 05.6285.40.DA
- 05.6285.40.YU
- 05.6285.14.DA
- 05.6285.AP.DA

80°
OVAL

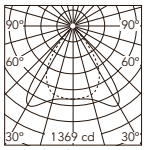

Luminous flux luminaire
1720 lm

Beam Angle:		80°
h(m)	E(lx)	D(m)
1	1096	1.67
2	274	3.34
3	122	5.00
4	68	6.67
5	44	8.34

Optic High Comfort - 3000K

Non Dimming

- 05.5780.40
- 05.5780.40.78
- 05.5780.14
- 05.5780.AP

Dali 2

- 05.5780.40.DA
- 05.5780.40.YU
- 05.5780.14.DA
- 05.5780.AP.DA

66°
HIGH
COMFORT

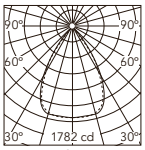

Luminous flux luminaire
1850 lm

Beam Angle:		66°
h(m)	E(lx)	D(m)
1	1780	1.31
2	445	2.61
3	198	3.92
4	111	5.23
5	71	6.54

Optic Oval - 3500K

Non Dimming

- 05.6286.40
- 05.6286.40.78
- 05.6286.14
- 05.6286.AP

Dali 2

- 05.6286.40.DA
- 05.6286.40.YU
- 05.6286.14.DA
- 05.6286.AP.DA

80°
OVAL

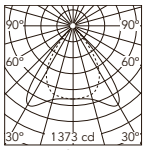

Luminous flux luminaire
1725 lm

Beam Angle:		80°
h(m)	E(lx)	D(m)
1	1099	1.67
2	275	3.34
3	122	5.00
4	69	6.67
5	44	8.34

Optic High Comfort - 3500K

Non Dimming

- 05.5781.40
- 05.5781.40.78
- 05.5781.14
- 05.5781.AP

Dali 2

- 05.5781.40.DA
- 05.5781.40.YU
- 05.5781.14.DA
- 05.5781.AP.DA

66°
HIGH
COMFORT

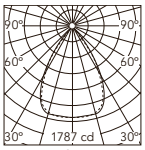

Luminous flux luminaire
1855 lm

Beam Angle:		66°
h(m)	E(lx)	D(m)
1	1785	1.31
2	446	2.61
3	198	3.92
4	112	5.23
5	71	6.54

Optic Oval - 4000K

Non Dimming

- 05.6287.40
- 05.6287.40.78
- 05.6287.14
- 05.6287.AP

Dali 2

- 05.6287.40.DA
- 05.6287.40.YU
- 05.6287.14.DA
- 05.6287.AP.DA

80°
OVAL

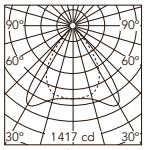

Luminous flux luminaire
1780 lm

Beam Angle:		80°
h(m)	E(lx)	D(m)
1	1134	1.67
2	283	3.34
3	126	5.00
4	71	6.67
5	45	8.34

Optic High Comfort - 4000K

Non Dimming

- 05.5782.40
- 05.5782.40.78
- 05.5782.14
- 05.5782.AP

Dali 2

- 05.5782.40.DA
- 05.5782.40.YU
- 05.5782.14.DA
- 05.5782.AP.DA

66°
HIGH
COMFORT

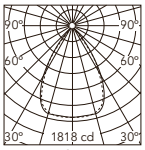

Luminous flux luminaire
1887 lm

Beam Angle:		66°
h(m)	E(lx)	D(m)
1	1815	1.31
2	454	2.61
3	202	3.92
4	113	5.23
5	73	6.54

Workmates In-Track Small

Light Source: Power LED Full Spectrum
Non Dimming: 15,5W - 1346 lm - 3000K/CRI 98 / 1357 lm - 3500K/CRI 98 / 1369 lm - 4000K/CRI 98
Dali 2: 15W - 1346 lm - 3000K/CRI 98 / 1357 lm - 3500K/CRI 98 / 1369 lm - 4000K/CRI 98

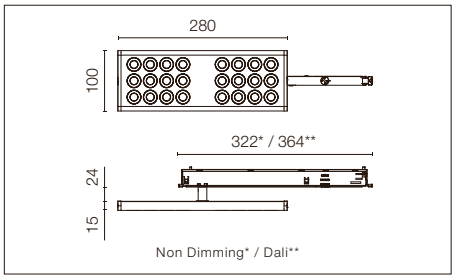

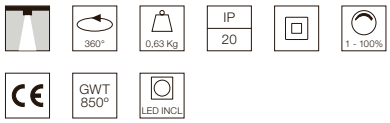

Apparecchio di illuminazione per applicazione a binario trifase, dotato di adattatore per il controllo No Dim e Dali. Sorgente luminosa *Full Spectrum* di elevata qualità nella resa cromatica. Disponibile anche nella versione per The Running Magnet. Può ruotare di 360° sull'asse del braccio posteriore per assumere qualsiasi posizione rispetto al binario (dalla posizione parallela a quella perpendicolare). UGR<19. Conforme alla EN12464 - cd/m² @ 65°<3000.

Luminaire for use on a three-phase track, with adapters for No Dim and Dali *control*. High-quality colour rendering *Full Spectrum* light source. Also available in a The Running Magnet version. This can rotate by 360° on the axis of its rear arm to reach any position relative to the track (from parallel to perpendicular). UGR<19. EN12464 - cd/m² @ 65°<3000 compliant.

Optic Wide Flood - 3000K

Non Dimming

- 05.6290.40
- 05.6290.40.78
- 05.6290.14
- 05.6290.AP

Dali 2

- 05.6290.40.DA
- 05.6290.40.YU
- 05.6290.14.DA
- 05.6290.AP.DA

76° WIDE FLOOD

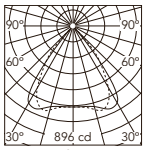

Luminous flux luminaire 1231 lm

Beam Angle:		76°
h(m)	E(lx)	D(m)
1	796	1.55
2	199	3.10
3	88	4.66
4	50	6.21
5	32	7.76

Optic Wide Flood - 4000K

Non Dimming

- 05.6292.40
- 05.6292.40.78
- 05.6292.14
- 05.6292.AP

Dali 2

- 05.6292.40.DA
- 05.6292.40.YU
- 05.6292.14.DA
- 05.6292.AP.DA

76° WIDE FLOOD

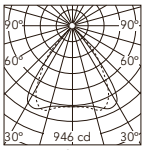

Luminous flux luminaire 1300 lm

Beam Angle:		76°
h(m)	E(lx)	D(m)
1	840	1.55
2	210	3.10
3	93	4.66
4	53	6.21
5	34	7.76

Optic Wide Flood - 3500K

Non Dimming

- 05.6291.40
- 05.6291.40.78
- 05.6291.14
- 05.6291.AP

Dali 2

- 05.6291.40.DA
- 05.6291.40.YU
- 05.6291.14.DA
- 05.6291.AP.DA

76° WIDE FLOOD

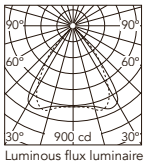

Luminous flux luminaire 1238 lm

Beam Angle:		76°
h(m)	E(lx)	D(m)
1	800	1.55
2	200	3.10
3	89	4.66
4	50	6.21
5	32	7.76

NEW

Optic Oval - 3000K

Non Dimming

- 05.6295.40
- 05.6295.40.78
- 05.6295.14
- 05.6295.AP

Dali 2

- 05.6295.40.DA
- 05.6295.40.YU
- 05.6295.14.DA
- 05.6295.AP.DA

80°
OVAL

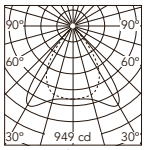

Luminous flux luminaire
1192 lm

Beam Angle:		80°
h(m)	E(lx)	D(m)
1	759	1.67
2	190	3.34
3	84	5.00
4	47	6.67
5	30	8.34

Optic High Comfort - 3000K

Non Dimming

- 05.5790.40
- 05.5790.40.78
- 05.5790.14
- 05.5790.AP

Dali 2

- 05.5790.40.DA
- 05.5790.40.YU
- 05.5790.14.DA
- 05.5790.AP.DA

66°
HIGH
COMFORT

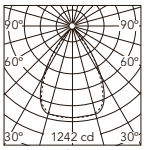

Luminous flux luminaire
1289 lm

Beam Angle:		66°
h(m)	E(lx)	D(m)
1	1240	1.31
2	310	2.61
3	138	3.92
4	77	5.23
5	50	6.54

Optic Oval - 3500K

Non Dimming

- 05.6296.40
- 05.6296.40.78
- 05.6296.14
- 05.6296.AP

Dali 2

- 05.6296.40.DA
- 05.6296.40.YU
- 05.6296.14.DA
- 05.6296.AP.DA

80°
OVAL

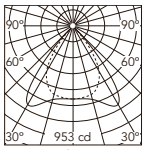

Luminous flux luminaire
1198 lm

Beam Angle:		80°
h(m)	E(lx)	D(m)
1	763	1.67
2	191	3.34
3	85	5.00
4	48	6.67
5	31	8.34

Optic High Comfort - 3500K

Non Dimming

- 05.5791.40
- 05.5791.40.78
- 05.5791.14
- 05.5791.AP

Dali 2

- 05.5791.40.DA
- 05.5791.40.YU
- 05.5791.14.DA
- 05.5791.AP.DA

66°
HIGH
COMFORT

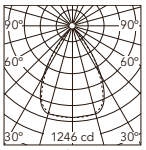

Luminous flux luminaire
1293 lm

Beam Angle:		66°
h(m)	E(lx)	D(m)
1	1244	1.31
2	311	2.61
3	138	3.92
4	78	5.23
5	50	6.54

Optic Oval - 4000K

Non Dimming

- 05.6297.40
- 05.6297.40.78
- 05.6297.14
- 05.6297.AP

Dali 2

- 05.6297.40.DA
- 05.6297.40.YU
- 05.6297.14.DA
- 05.6297.AP.DA

80°
OVAL

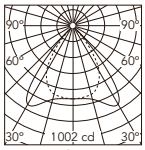

Luminous flux luminaire
1259 lm

Beam Angle:		80°
h(m)	E(lx)	D(m)
1	802	1.67
2	200	3.34
3	89	5.00
4	50	6.67
5	32	8.34

Optic High Comfort - 4000K

Non Dimming

- 05.5792.40
- 05.5792.40.78
- 05.5792.14
- 05.5792.AP

Dali 2

- 05.5792.40.DA
- 05.5792.40.YU
- 05.5792.14.DA
- 05.5792.AP.DA

66°
HIGH
COMFORT

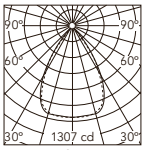

Luminous flux luminaire
1357 lm

Beam Angle:		66°
h(m)	E(lx)	D(m)
1	1306	1.31
2	326	2.61
3	145	3.92
4	82	5.23
5	52	6.54

Workmates In-Track Large

Light Source: Power LED High Efficiency
Non Dimming: 21W - 2726 lm - 3000K/CRI 90 / 2758 lm - 3500K/CRI 90 / 2786 lm - 4000K/CRI 90
Dali 2: 22W - 2726 lm - 3000K/CRI 90 / 2758 lm - 3500K/CRI 90 / 2786 lm - 4000K/CRI 90

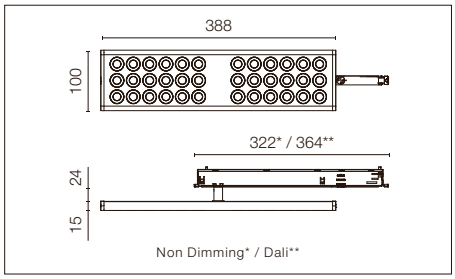

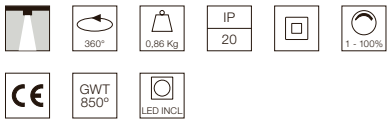

Apparecchio di illuminazione per applicazione a binario trifase, dotato di adattatore per il controllo No Dim e Dali. Sorgente luminosa *Full Spectrum* di elevata qualità nella resa cromatica. Disponibile anche nella versione per The Running Magnet. Può ruotare di 360° sull'asse del braccio posteriore per assumere qualsiasi posizione rispetto al binario (dalla posizione parallela a quella perpendicolare). UGR<19. Conforme alla EN12464 - cd/m² @ 65°<3000.

Luminaire for use on a three-phase track, with adapters for No Dim and Dali *control*. High-efficiency light source. Also available in a The Running Magnet version. This can rotate by 360° on the axis of its rear arm to reach any position relative to the track (from parallel to perpendicular). UGR<19. EN12464 - cd/m² @ 65°<3000 compliant.

Optic Wide Flood - 3000K

Non Dimming

- 05.6300.40
- 05.6300.40.78
- 05.6300.14
- 05.6300.AP

Dali 2

- 05.6300.40.DA
- 05.6300.40.YU
- 05.6300.14.DA
- 05.6300.AP.DA

76° WIDE FLOOD

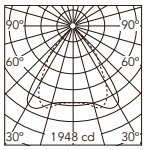

Luminous flux luminaire 2582 lm

Beam Angle:		76°
h(m)	E(lx)	D(m)
1	1634	1.57
2	409	3.13
3	182	4.70
4	102	6.26
5	65	7.83

Optic Wide Flood - 4000K

Non Dimming

- 05.6302.40
- 05.6302.40.78
- 05.6302.14
- 05.6302.AP

Dali 2

- 05.6302.40.DA
- 05.6302.40.YU
- 05.6302.14.DA
- 05.6302.AP.DA

76° WIDE FLOOD

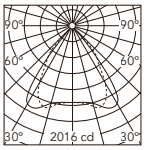

Luminous flux luminaire 2673 lm

Beam Angle:		76°
h(m)	E(lx)	D(m)
1	1692	1.57
2	423	3.13
3	188	4.70
4	106	6.26
5	68	7.83

Optic Wide Flood - 3500K

Non Dimming

- 05.6301.40
- 05.6301.40.78
- 05.6301.14
- 05.6301.AP

Dali 2

- 05.6301.40.DA
- 05.6301.40.YU
- 05.6301.14.DA
- 05.6301.AP.DA

76° WIDE FLOOD

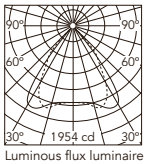

Luminous flux luminaire 2590 lm

Beam Angle:		76°
h(m)	E(lx)	D(m)
1	1639	1.57
2	410	3.13
3	182	4.70
4	102	6.26
5	66	7.83

NEW

Optic Oval - 3000K

Non Dimming

- 05.6305.40
- 05.6305.40.78
- 05.6305.14
- 05.6305.AP

Dali 2

- 05.6305.40.DA
- 05.6305.40.YU
- 05.6305.14.DA
- 05.6305.AP.DA

80°
OVAL

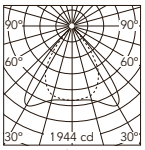

Luminous flux luminaire
2462 lm

Beam Angle: 80°

h(m)	E(lx)	D(m)
1	1577	1.68
2	394	3.36
3	175	5.03
4	99	6.71
5	63	8.39

Optic High Comfort - 3000K

Non Dimming

- 05.5800.40
- 05.5800.40.78
- 05.5800.14
- 05.5800.AP

Dali 2

- 05.5800.40.DA
- 05.5800.40.YU
- 05.5800.14.DA
- 05.5800.AP.DA

67°
HIGH
COMFORT

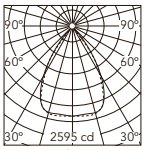

Luminous flux luminaire
2711 lm

Beam Angle: 67°

h(m)	E(lx)	D(m)
1	2563	1.32
2	641	2.64
3	285	3.96
4	160	5.28
5	103	6.61

Optic Oval - 3500K

Non Dimming

- 05.6306.40
- 05.6306.40.78
- 05.6306.14
- 05.6306.AP

Dali 2

- 05.6306.40.DA
- 05.6306.40.YU
- 05.6306.14.DA
- 05.6306.AP.DA

80°
OVAL

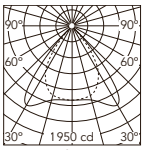

Luminous flux luminaire
2469 lm

Beam Angle: 80°

h(m)	E(lx)	D(m)
1	1582	1.68
2	395	3.36
3	176	5.03
4	99	6.71
5	63	8.39

Optic High Comfort - 3500K

Non Dimming

- 05.5801.40
- 05.5801.40.78
- 05.5801.14
- 05.5801.AP

Dali 2

- 05.5801.40.DA
- 05.5801.40.YU
- 05.5801.14.DA
- 05.5801.AP.DA

67°
HIGH
COMFORT

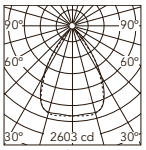

Luminous flux luminaire
2718 lm

Beam Angle: 67°

h(m)	E(lx)	D(m)
1	2571	1.32
2	643	2.64
3	286	3.96
4	161	5.28
5	103	6.61

Optic Oval - 4000K

Non Dimming

- 05.6307.40
- 05.6307.40.78
- 05.6307.14
- 05.6307.AP

Dali 2

- 05.6307.40.DA
- 05.6307.40.YU
- 05.6307.14.DA
- 05.6307.AP.DA

80°
OVAL

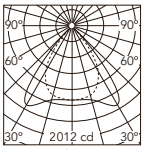

Luminous flux luminaire
2548 lm

Beam Angle: 80°

h(m)	E(lx)	D(m)
1	1632	1.68
2	408	3.36
3	181	5.03
4	102	6.71
5	65	8.39

Optic High Comfort - 4000K

Non Dimming

- 05.5802.40
- 05.5802.40.78
- 05.5802.14
- 05.5802.AP

Dali 2

- 05.5802.40.DA
- 05.5802.40.YU
- 05.5802.14.DA
- 05.5802.AP.DA

67°
HIGH
COMFORT

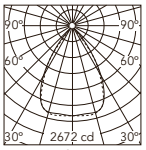

Luminous flux luminaire
2790 lm

Beam Angle: 67°

h(m)	E(lx)	D(m)
1	2639	1.32
2	660	2.64
3	293	3.96
4	165	5.28
5	106	6.61

Workmates In-Track Large

Light Source: Power LED Full Spectrum
Non Dimming: 21W - 2018 lm - 3000K/CRI 98 / 2036 lm - 3500K/CRI 98 / 2053 lm - 4000K/CRI 98
Dali 2: 22W - 2018 lm - 3000K/CRI 98 / 2036 lm - 3500K/CRI 98 / 2053 lm - 4000K/CRI 98

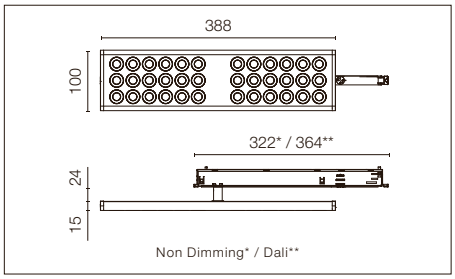

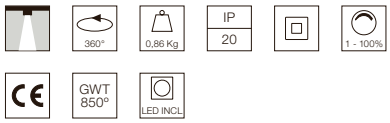

Apparecchio di illuminazione per applicazione a binario trifase, dotato di adattatore per il controllo No Dim e Dali. Sorgente luminosa *Full Spectrum* di elevata qualità nella resa cromatica. Disponibile anche nella versione per The Running Magnet. Può ruotare di 360° sull'asse del braccio posteriore per assumere qualsiasi posizione rispetto al binario (dalla posizione parallela a quella perpendicolare). UGR<19. Conforme alla EN12464 - cd/m² @ 65°<3000.

Luminaire for use on a three-phase track, with adapters for No Dim and Dali *control*. High-quality colour rendering *Full Spectrum* light source. Also available in a The Running Magnet version. This can rotate by 360° on the axis of its rear arm to reach any position relative to the track (from parallel to perpendicular). UGR<19. EN12464 - cd/m² @ 65°<3000 compliant.

Optic Wide Flood - 3000K

Non Dimming

- 05.6310.40
- 05.6310.40.78
- 05.6310.14
- 05.6310.AP

Dali 2

- 05.6310.40.DA
- 05.6310.40.YU
- 05.6310.14.DA
- 05.6310.AP.DA

75° WIDE FLOOD

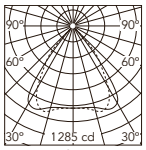

Luminous flux luminaire 1761 lm

Beam Angle:		75°
h(m)	E(lx)	D(m)
1	1155	1.55
2	289	3.09
3	128	4.64
4	72	6.18
5	46	7.73

Optic Wide Flood - 4000K

Non Dimming

- 05.6312.40
- 05.6312.40.78
- 05.6312.14
- 05.6312.AP

Dali 2

- 05.6312.40.DA
- 05.6312.40.YU
- 05.6312.14.DA
- 05.6312.AP.DA

75° WIDE FLOOD

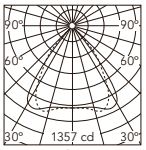

Luminous flux luminaire 1860 lm

Beam Angle:		75°
h(m)	E(lx)	D(m)
1	1219	1.55
2	305	3.09
3	135	4.64
4	76	6.18
5	49	7.73

Optic Wide Flood - 3500K

Non Dimming

- 05.6311.40
- 05.6311.40.78
- 05.6311.14
- 05.6311.AP

Dali 2

- 05.6311.40.DA
- 05.6311.40.YU
- 05.6311.14.DA
- 05.6311.AP.DA

75° WIDE FLOOD

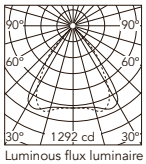

Luminous flux luminaire 1770 lm

Beam Angle:		75°
h(m)	E(lx)	D(m)
1	1160	1.55
2	290	3.09
3	129	4.64
4	73	6.18
5	46	7.73

NEW

Optic Oval - 3000K

Non Dimming

- 05.6315.40
- 05.6315.40.78
- 05.6315.14
- 05.6315.AP

Dali 2

- 05.6315.40.DA
- 05.6315.40.YU
- 05.6315.14.DA
- 05.6315.AP.DA

80°
OVAL

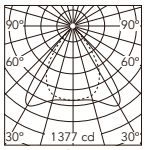

Luminous flux luminaire
1744 lm

Beam Angle: 80°

h(m)	E(lx)	D(m)
1	1117	1.68
2	279	3.36
3	124	5.03
4	70	6.71
5	45	8.39

Optic High Comfort - 3000K

Non Dimming

- 05.5810.40
- 05.5810.40.78
- 05.5810.14
- 05.5810.AP

Dali 2

- 05.5810.40.DA
- 05.5810.40.YU
- 05.5810.14.DA
- 05.5810.AP.DA

67°
HIGH
COMFORT

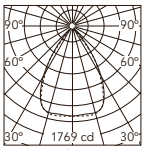

Luminous flux luminaire
1848 lm

Beam Angle: 67°

h(m)	E(lx)	D(m)
1	1747	1.32
2	437	2.64
3	194	3.96
4	109	5.28
5	70	6.61

Optic Oval - 3500K

Non Dimming

- 05.6316.40
- 05.6316.40.78
- 05.6316.14
- 05.6316.AP

Dali 2

- 05.6316.40.DA
- 05.6316.40.YU
- 05.6316.14.DA
- 05.6316.AP.DA

80°
OVAL

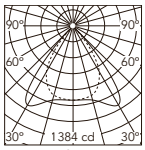

Luminous flux luminaire
1753 lm

Beam Angle: 80°

h(m)	E(lx)	D(m)
1	1123	1.68
2	281	3.36
3	125	5.03
4	70	6.71
5	45	8.39

Optic High Comfort - 3500K

Non Dimming

- 05.5811.40
- 05.5811.40.78
- 05.5811.14
- 05.5811.AP

Dali 2

- 05.5811.40.DA
- 05.5811.40.YU
- 05.5811.14.DA
- 05.5811.AP.DA

67°
HIGH
COMFORT

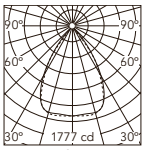

Luminous flux luminaire
1856 lm

Beam Angle: 67°

h(m)	E(lx)	D(m)
1	1755	1.32
2	439	2.64
3	195	3.96
4	110	5.28
5	70	6.61

Optic Oval - 4000K

Non Dimming

- 05.6317.40
- 05.6317.40.78
- 05.6317.14
- 05.6317.AP

Dali 2

- 05.6317.40.DA
- 05.6317.40.YU
- 05.6317.14.DA
- 05.6317.AP.DA

80°
OVAL

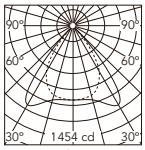

Luminous flux luminaire
1842 lm

Beam Angle: 80°

h(m)	E(lx)	D(m)
1	1180	1.68
2	295	3.36
3	131	5.03
4	74	6.71
5	47	8.39

Optic High Comfort - 4000K

Non Dimming

- 05.5812.40
- 05.5812.40.78
- 05.5812.14
- 05.5812.AP

Dali 2

- 05.5812.40.DA
- 05.5812.40.YU
- 05.5812.14.DA
- 05.5812.AP.DA

67°
HIGH
COMFORT

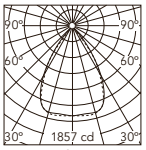

Luminous flux luminaire
1939 lm

Beam Angle: 67°

h(m)	E(lx)	D(m)
1	1834	1.32
2	458	2.64
3	204	3.96
4	115	5.28
5	73	6.61

Workmates Suspension Down

Light Source: Top LED High Efficiency
Non Dimming / Dali 2: 28W - 4061 lm - 3000K/CRI 90 / 4090 lm - 3500K/CRI 90 / 4157 lm - 4000K/CRI 90
Casambi: 26W - 4061 lm - 3000K/CRI 90 / 4090 lm - 3500K/CRI 90 / 4157 lm - 4000K/CRI 90

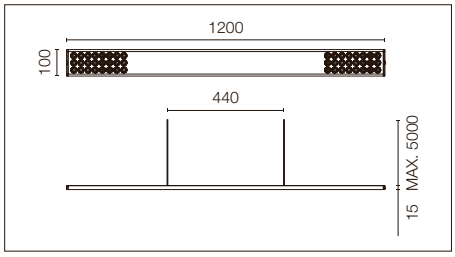

Apparecchio di illuminazione a sospensione. Emissione *Down*. Sorgente luminosa ad alto rendimento. Driver non incluso (Kit accessorio per driver remoto o a superficie). Sospensione ad altezza regolabile. È disponibile il modulo di giunzione meccanica per linee modulari composte da più unità. UGR<19. Conforme alla EN12464 - cd/m2 @ 65º<3000. Casambi, distanza massima tra gli apparecchi: 50m.

Suspension luminaire. *Down* emission. High-efficiency light source. Driver not included (accessory kit for remote or surface driver). Adjustable suspension height. Mechanical union module available for modular lines for various units. UGR<19. EN12464 - cd/m² @ 65º<3000 compliant. Casambi, maximum distance between fixtures: 50m.

Optic Wide Flood - 3000K

Non Dimming / Dali 2

- 05.6320.40
- 05.6320.40.78
- 05.6320.14
- 05.6320.AP

Casambi

- 05.6320.40.CB
- 05.6320.40.C6
- 05.6320.14.CB
- 05.6320.AP.CB

WIDE FLOOD

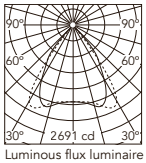

Luminous flux luminaire 3392 lm

Beam Angle:		73°
h(m)	E(lx)	D(m)
1	2249	1.49
2	562	2.99
3	250	4.48
4	141	5.97
5	90	7.46

Optic Wide Flood - 4000K

Non Dimming / Dali 2

- 05.6322.40
- 05.6322.40.78
- 05.6322.14
- 05.6322.AP

Casambi

- 05.6322.40.CB
- 05.6322.40.C6
- 05.6322.14.CB
- 05.6322.AP.CB

WIDE FLOOD

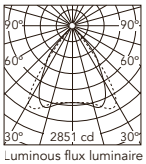

Luminous flux luminaire 3594 lm

Beam Angle:		73°
h(m)	E(lx)	D(m)
1	2383	1.49
2	596	2.99
3	265	4.48
4	149	5.97
5	95	7.46

Optic Wide Flood - 3500K

Non Dimming / Dali 2

- 05.6321.40
- 05.6321.40.78
- 05.6321.14
- 05.6321.AP

Casambi

- 05.6321.40.CB
- 05.6321.40.C6
- 05.6321.14.CB
- 05.6321.AP.CB

WIDE FLOOD

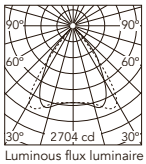

Luminous flux luminaire 3408 lm

Beam Angle:		73°
h(m)	E(lx)	D(m)
1	2259	1.49
2	565	2.99
3	251	4.48
4	141	5.97
5	90	7.46

NEW

Optic Oval - 3000K

Non Dimming / Dali 2

- 05.6325.40
- 05.6325.40.78
- 05.6325.14
- 05.6325.AP

Casambi

- 05.6325.40.CB
- 05.6325.40.C6
- 05.6325.14.CB
- 05.6325.AP.CB

71°
OVAL

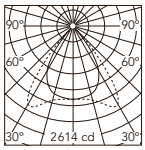

Luminous flux luminaire
3216 lm

Beam Angle: 71°

h(m)	E(lx)	D(m)
1	2095	1.42
2	524	2.85
3	233	4.27
4	131	5.70
5	84	7.12

Optic High Comfort - 3000K

Non Dimming / Dali 2

- 05.5820.40
- 05.5820.40.78
- 05.5820.14
- 05.5820.AP

Casambi

- 05.5820.40.CB
- 05.5820.40.C6
- 05.5820.14.CB
- 05.5820.AP.CB

66°
HIGH
COMFORT

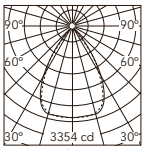

Luminous flux luminaire
3482 lm

Beam Angle: 66°

h(m)	E(lx)	D(m)
1	3350	1.31
2	837	2.61
3	372	3.92
4	209	5.23
5	134	6.54

Optic Oval - 3500K

Non Dimming / Dali 2

- 05.6326.40
- 05.6326.40.78
- 05.6326.14
- 05.6326.AP

Casambi

- 05.6326.40.CB
- 05.6326.40.C6
- 05.6326.14.CB
- 05.6326.AP.CB

71°
OVAL

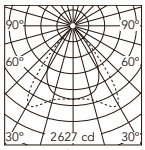

Luminous flux luminaire
3232 lm

Beam Angle: 71°

h(m)	E(lx)	D(m)
1	2105	1.42
2	526	2.85
3	234	4.27
4	132	5.70
5	84	7.12

Optic High Comfort - 3500K

Non Dimming / Dali 2

- 05.5821.40
- 05.5821.40.78
- 05.5821.14
- 05.5821.AP

Casambi

- 05.5821.40.CB
- 05.5821.40.C6
- 05.5821.14.CB
- 05.5821.AP.CB

66°
HIGH
COMFORT

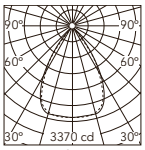

Luminous flux luminaire
3498 lm

Beam Angle: 66°

h(m)	E(lx)	D(m)
1	3365	1.31
2	841	2.61
3	374	3.92
4	210	5.23
5	135	6.54

Optic Oval - 4000K

Non Dimming / Dali 2

- 05.6327.40
- 05.6327.40.78
- 05.6327.14
- 05.6327.AP

Casambi

- 05.6327.40.CB
- 05.6327.40.C6
- 05.6327.14.CB
- 05.6327.AP.CB

71°
OVAL

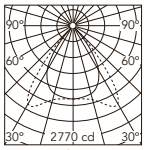

Luminous flux luminaire
3408 lm

Beam Angle: 71°

h(m)	E(lx)	D(m)
1	2220	1.42
2	555	2.85
3	247	4.27
4	139	5.70
5	89	7.12

Optic High Comfort - 4000K

Non Dimming / Dali 2

- 05.5822.40
- 05.5822.40.78
- 05.5822.14
- 05.5822.AP

Casambi

- 05.5822.40.CB
- 05.5822.40.C6
- 05.5822.14.CB
- 05.5822.AP.CB

66°
HIGH
COMFORT

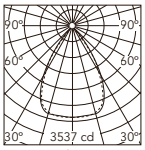

Luminous flux luminaire
3672 lm

Beam Angle: 66°

h(m)	E(lx)	D(m)
1	3533	1.31
2	883	2.61
3	393	3.92
4	221	5.23
5	141	6.54

Workmates Suspension Down

Light Source: Top LED Full Spectrum
Non Dimming / Dali 2: 28W - 2976 lm - 3000K/CRI 98 / 3005 lm - 3500K/CRI 98 / 3034 lm - 4000K/CRI 98
Casambi: 26W - 2976 lm - 3000K/CRI 98 / 3005 lm - 3500K/CRI 98 / 3034 lm - 4000K/CRI 98

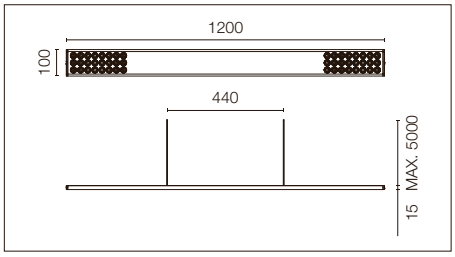

Apparecchio di illuminazione a sospensione. Emissione Down. Sorgente luminosa Full Spectrum di elevata qualità nella resa cromatica. Driver non incluso (Kit accessorio per driver remoto o a superficie). Sospensione ad altezza regolabile. È disponibile il modulo di giunzione meccanica per linee modulari composte da più unità. UGR<19. Conforme alla EN12464 - cd/m2 @ 65º<3000. Casambi, distanza massima tra gli apparecchi: 50m.

Suspension luminaire. *Down* emission. High-quality colour rendering *Full Spectrum* light source. Driver not included. Adjustable suspension height. Mechanical union module available for modular lines for various units. UGR<19. EN12464 - cd/m² @ 65º<3000 compliant. Casambi, maximum distance between fixtures: 50m.

Optic Wide Flood - 3000K

Non Dimming / Dali 2

- 05.6330.40
- 05.6330.40.78
- 05.6330.14
- 05.6330.AP

Casambi

- 05.6330.40.CB
- 05.6330.40.C6
- 05.6330.14.CB
- 05.6330.AP.CB

73° WIDE FLOOD

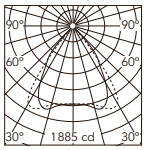

Luminous flux luminaire 2464 lm

Beam Angle: 73°

h(m)	E(lx)	D(m)
1	1607	1.49
2	402	2.97
3	179	4.46
4	100	5.95
5	64	7.43

Optic Wide Flood - 4000K

Non Dimming / Dali 2

- 05.6332.40
- 05.6332.40.78
- 05.6332.14
- 05.6332.AP

Casambi

- 05.6332.40.CB
- 05.6332.40.C6
- 05.6332.14.CB
- 05.6332.AP.CB

73° WIDE FLOOD

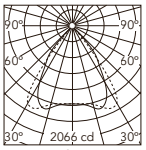

Luminous flux luminaire 2701 lm

Beam Angle: 73°

h(m)	E(lx)	D(m)
1	1761	1.49
2	440	2.97
3	196	4.46
4	110	5.95
5	70	7.43

Optic Wide Flood - 3500K

Non Dimming / Dali 2

- 05.6331.40
- 05.6331.40.78
- 05.6331.14
- 05.6331.AP

Casambi

- 05.6331.40.CB
- 05.6331.40.C6
- 05.6331.14.CB
- 05.6331.AP.CB

73° WIDE FLOOD

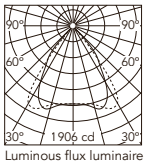

Luminous flux luminaire 2491 lm

Beam Angle: 73°

h(m)	E(lx)	D(m)
1	1624	1.49
2	406	2.97
3	180	4.46
4	102	5.95
5	65	7.43

NEW

Optic Oval - 3000K

Non Dimming / Dali 2

- 05.6335.40
- 05.6335.40.78
- 05.6335.14
- 05.6335.AP

Casambi

- 05.6335.40.CB
- 05.6335.40.C6
- 05.6335.14.CB
- 05.6335.AP.CB

71°
OVAL

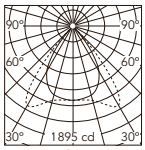

Luminous flux luminaire
2365 lm

Beam Angle: 71°

h(m)	E(lx)	D(m)
1	1530	1.43
2	383	2.86
3	170	4.28
4	96	5.71
5	61	7.14

Optic High Comfort - 3000K

Non Dimming / Dali 2

- 05.5830.40
- 05.5830.40.78
- 05.5830.14
- 05.5830.AP

Casambi

- 05.5830.40.CB
- 05.5830.40.C6
- 05.5830.14.CB
- 05.5830.AP.CB

66°
HIGH
COMFORT

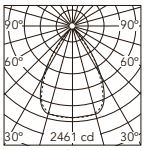

Luminous flux luminaire
2554 lm

Beam Angle: 66°

h(m)	E(lx)	D(m)
1	2457	1.31
2	614	2.61
3	273	3.92
4	154	5.23
5	98	6.54

Optic Oval - 3500K

Non Dimming / Dali 2

- 05.6336.40
- 05.6336.40.78
- 05.6336.14
- 05.6336.AP

Casambi

- 05.6336.40.CB
- 05.6336.40.C6
- 05.6336.14.CB
- 05.6336.AP.CB

71°
OVAL

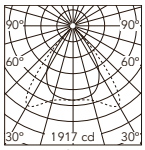

Luminous flux luminaire
2392 lm

Beam Angle: 71°

h(m)	E(lx)	D(m)
1	1548	1.43
2	387	2.86
3	172	4.28
4	97	5.71
5	62	7.14

Optic High Comfort - 3500K

Non Dimming / Dali 2

- 05.5831.40
- 05.5831.40.78
- 05.5831.14
- 05.5831.AP

Casambi

- 05.5831.40.CB
- 05.5831.40.C6
- 05.5831.14.CB
- 05.5831.AP.CB

66°
HIGH
COMFORT

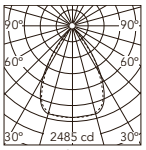

Luminous flux luminaire
2579 lm

Beam Angle: 66°

h(m)	E(lx)	D(m)
1	2481	1.31
2	620	2.61
3	276	3.92
4	155	5.23
5	99	6.54

Optic Oval - 4000K

Non Dimming / Dali 2

- 05.6337.40
- 05.6337.40.78
- 05.6337.14
- 05.6337.AP

Casambi

- 05.6337.40.CB
- 05.6337.40.C6
- 05.6337.14.CB
- 05.6337.AP.CB

71°
OVAL

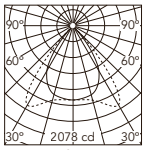

Luminous flux luminaire
2593 lm

Beam Angle: 71°

h(m)	E(lx)	D(m)
1	1678	1.43
2	419	2.86
3	186	4.28
4	105	5.71
5	67	7.14

Optic High Comfort - 4000K

Non Dimming / Dali 2

- 05.5832.40
- 05.5832.40.78
- 05.5832.14
- 05.5832.AP

Casambi

- 05.5832.40.CB
- 05.5832.40.C6
- 05.5832.14.CB
- 05.5832.AP.CB

66°
HIGH
COMFORT

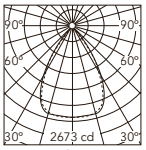

Luminous flux luminaire
2775 lm

Beam Angle: 66°

h(m)	E(lx)	D(m)
1	2670	1.31
2	667	2.61
3	297	3.92
4	167	5.23
5	107	6.54

Workmates Suspension Up&Down

Light Source: Top LED High Efficiency: Non Dimming / Dali 2: 57W / Casambi: 58,5W
Majority Up (70/30): 4316 lm Up - 1851 lm Down - 3000K/CRI 90 / 4413 lm Up - 1892 lm Down - 3500K/CRI 90 / 4531 lm Up - 1942 lm Down - 4000K/CRI 90
Majority Down (40/60): 2588 lm Up - 3913 lm Down - 3000K/CRI 90 / 2621 lm Up - 3942 lm Down - 3500K/CRI 90 / 2733 lm Up - 4100 lm Down - 4000K/CRI 90

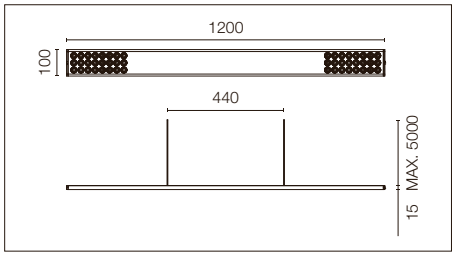

2,18 Kg | IP 20 | 1 - 100% | GWT 850° | LED INCL

Apparecchio di illuminazione a sospensione. Emissione *Up&Down*. Sorgente luminosa ad alto rendimento. Driver non incluso (Kit accessorio per driver remoto o a superficie).
Per i modelli *Non Dimming* è possibile configurare il flusso luminoso *Up&Down* in rapporti 70/30 e 40/60 (seleziona il kit accessorio per il driver interessato).
Sospensione ad altezza regolabile.
È disponibile il modulo di giunzione meccanica per linee modulari composte da più unità. UGR<19.
Conforme alla
EN12464 - cd/m² @ 65º<3000.
Casambi, distanza massima tra gli apparecchi: 50m.

Suspension luminaire. *Up&Down* emission. High-efficiency light source. Driver not included (accessory kit for remote or surface driver).
For *Non Dimming* models, you can configure the *Up&Down* luminous flux in 70/30 and 40/60 ratios (select the accessory kit for the driver concerned).
Adjustable suspension height.
Mechanical union module available for modular lines for various units.
UGR<19. EN12464 - cd/m² @ 65º<3000 compliant. Casambi, maximum distance between fixtures: 50m.

Optic Wide Flood - 3000K

Non Dimming / Dali 2

- 05.6340.40
- 05.6340.40.78
- 05.6340.14
- 05.6340.AP

Casambi

- 05.6340.40.CB
- 05.6340.40.C6
- 05.6340.14.CB
- 05.6340.AP.CB

74° WIDE FLOOD MAJOR. UP

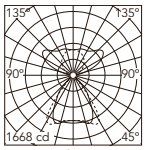

Luminous flux luminaire 5530 lm

Beam Angle: - 74°

h(m)	E(lx)	D(m)
1	1393	1.49
2	348	2.99
3	155	4.48
4	87	5.97
5	56	7.46

74° WIDE FLOOD MAJOR. DOWN

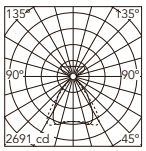

Luminous flux luminaire 5570 lm

Beam Angle: - 74°

h(m)	E(lx)	D(m)
1	2249	1.49
2	562	2.99
3	250	4.48
4	141	5.97
5	90	7.46

Optic Wide Flood - 4000K

Non Dimming / Dali 2

- 05.6342.40
- 05.6342.40.78
- 05.6342.14
- 05.6342.AP

Casambi

- 05.6342.40.CB
- 05.6342.40.C6
- 05.6342.14.CB
- 05.6342.AP.CB

74° WIDE FLOOD MAJOR. UP

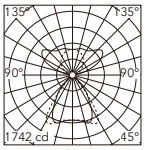

Luminous flux luminaire 5806 lm

Beam Angle: - 74°

h(m)	E(lx)	D(m)
1	1456	1.49
2	364	2.99
3	162	4.48
4	91	5.97
5	58	7.46

74° WIDE FLOOD MAJOR. DOWN

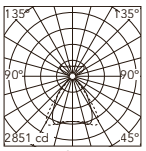

Luminous flux luminaire 5880 lm

Beam Angle: - 74°

h(m)	E(lx)	D(m)
1	2382	1.49
2	596	2.99
3	265	4.48
4	149	5.97
5	95	7.46

Optic Wide Flood - 3500K

Non Dimming / Dali 2

- 05.6341.40
- 05.6341.40.78
- 05.6341.14
- 05.6341.AP

Casambi

- 05.6341.40.CB
- 05.6341.40.C6
- 05.6341.14.CB
- 05.6341.AP.CB

74° WIDE FLOOD MAJOR. UP

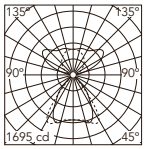

Luminous flux luminaire 5655 lm

Beam Angle: - 74°

h(m)	E(lx)	D(m)
1	1416	1.49
2	354	2.99
3	157	4.48
4	88	5.97
5	57	7.46

74° WIDE FLOOD MAJOR. DOWN

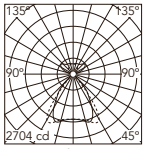

Luminous flux luminaire 5653 lm

Beam Angle: - 74°

h(m)	E(lx)	D(m)
1	2259	1.49
2	565	2.99
3	251	4.48
4	141	5.97
5	90	7.46

NEW

Optic Oval - 3000K

Non Dimming / Dali 2

- 05.6345.40
- 05.6345.40.78
- 05.6345.14
- 05.6345.AP

Casambi

- 05.6345.40.CB
- 05.6345.40.C6
- 05.6345.14.CB
- 05.6345.AP.CB

81°
OVAL MAJOR. UP

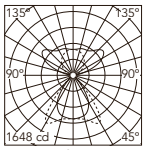

Luminous flux luminaire 5456 lm

Beam Angle: - 81°

h(m)	E(lx)	D(m)
1	1320	1.42
2	330	2.85
3	147	4.27
4	83	5.70
5	53	7.12

81°
OVAL MAJOR. DOWN

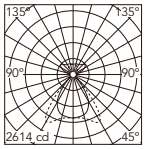

Luminous flux luminaire 5395 lm

Beam Angle: - 81°

h(m)	E(lx)	D(m)
1	2095	1.42
2	524	2.85
3	233	4.27
4	131	5.70
5	84	7.12

Optic High Comfort - 3000K

Non Dimming / Dali 2

- 05.5840.40
- 05.5840.40.78
- 05.5840.14
- 05.5840.AP

Casambi

- 05.5840.40.CB
- 05.5840.40.C6
- 05.5840.14.CB
- 05.5840.AP.CB

65°
HIGH COMFORT MAJOR. UP

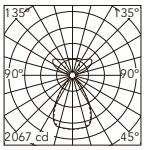

Luminous flux luminaire 4905 lm

Beam Angle: - 65°

h(m)	E(lx)	D(m)
1	2064	1.31
2	516	2.61
3	229	3.92
4	129	5.23
5	83	6.54

65°
HIGH COMFORT MAJOR. DOWN

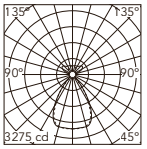

Luminous flux luminaire 5660 lm

Beam Angle: - 65°

h(m)	E(lx)	D(m)
1	3271	1.31
2	818	2.61
3	363	3.92
4	204	5.23
5	131	6.54

Optic Oval - 3500K

Non Dimming / Dali 2

- 05.6346.40
- 05.6346.40.78
- 05.6346.14
- 05.6346.AP

Casambi

- 05.6346.40.CB
- 05.6346.40.C6
- 05.6346.14.CB
- 05.6346.AP.CB

81°
OVAL MAJOR. UP

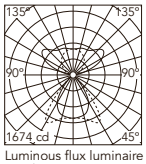

Luminous flux luminaire 5578 lm

Beam Angle: - 81°

h(m)	E(lx)	D(m)
1	1341	1.42
2	335	2.85
3	149	4.27
4	84	5.70
5	54	7.12

81°
OVAL MAJOR. DOWN

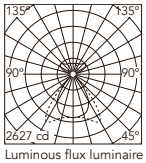

Luminous flux luminaire 5477 lm

Beam Angle: - 81°

h(m)	E(lx)	D(m)
1	2105	1.42
2	526	2.85
3	234	4.27
4	132	5.70
5	84	7.12

Optic High Comfort - 3500K

Non Dimming / Dali 2

- 05.5841.40
- 05.5841.40.78
- 05.5841.14
- 05.5841.AP

Casambi

- 05.5841.40.CB
- 05.5841.40.C6
- 05.5841.14.CB
- 05.5841.AP.CB

65°
HIGH COMFORT MAJOR. UP

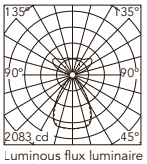

Luminous flux luminaire 4945 lm

Beam Angle: - 65°

h(m)	E(lx)	D(m)
1	2081	1.31
2	520	2.61
3	231	3.92
4	130	5.23
5	83	6.54

65°
HIGH COMFORT MAJOR. DOWN

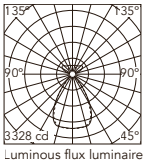

Luminous flux luminaire 5752 lm

Beam Angle: - 65°

h(m)	E(lx)	D(m)
1	3324	1.31
2	831	2.61
3	369	3.92
4	208	5.23
5	133	6.54

Optic Oval - 4000K

Non Dimming / Dali 2

- 05.6347.40
- 05.6347.40.78
- 05.6347.14
- 05.6347.AP

Casambi

- 05.6347.40.CB
- 05.6347.40.C6
- 05.6347.14.CB
- 05.6347.AP.CB

81°
OVAL MAJOR. UP

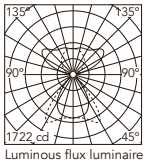

Luminous flux luminaire 5726 lm

Beam Angle: - 81°

h(m)	E(lx)	D(m)
1	1380	1.42
2	345	2.85
3	153	4.27
4	86	5.70
5	55	7.12

81°
OVAL MAJOR. DOWN

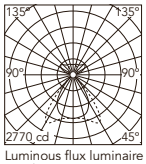

Luminous flux luminaire 5694 lm

Beam Angle: - 81°

h(m)	E(lx)	D(m)
1	2220	1.42
2	555	2.85
3	247	4.27
4	139	5.70
5	89	7.12

Optic High Comfort - 4000K

Non Dimming / Dali 2

- 05.5842.40
- 05.5842.40.78
- 05.5842.14
- 05.5842.AP

Casambi

- 05.5842.40.CB
- 05.5842.40.C6
- 05.5842.14.CB
- 05.5842.AP.CB

65°
HIGH COMFORT MAJOR. UP

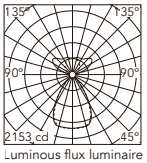

Luminous flux luminaire 5110 lm

Beam Angle: - 65°

h(m)	E(lx)	D(m)
1	2150	1.31
2	538	2.61
3	239	3.92
4	134	5.23
5	86	6.54

65°
HIGH COMFORT MAJOR. DOWN

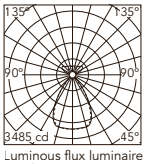

Luminous flux luminaire 6022 lm

Beam Angle: - 65°

h(m)	E(lx)	D(m)
1	3480	1.31
2	870	2.61
3	387	3.92
4	217	5.23
5	139	6.54

Workmates Suspension Up&Down

Light Source: Top LED Full Spectrum: Non Dimming / Dali 2: 57W / Casambi: 58,5W
Majority Up (70/30): 3809 lm Up - 1633 lm Down - 3000K/CRI 98 / 3911 lm Up - 1671 lm Down - 3500K/CRI 98 / 4022 lm Up - 1725 lm Down - 4000K/CRI 98
Majority Down (40/60): 2122 lm Up - 3185 lm Down - 3000K/CRI 98 / 2238 lm Up - 3358 lm Down - 3500K/CRI 98 / 2081 lm Up - 3122 lm Down - 4000K/CRI 98

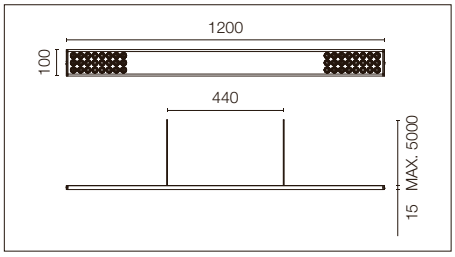

Apparecchio di illuminazione a sospensione. Emissione *Up&Down*. Sorgente luminosa *Down Full Spectrum* di elevata qualità nella resa cromatica. Sorgente luminosa *Up* ad alto rendimento. Driver non incluso (Kit accessorio per driver remoto o a superficie). Sospensione ad altezza regolabile. È disponibile il modulo di giunzione meccanica per linee modulari composte da più unità. UGR<19. Conforme alla EN12464 - cd/m² @ 65º<3000. Casambi, distanza massima tra gli apparecchi: 50m.

Suspension luminaire. *Up&Down* emission. High-quality colour rendering *Down Full Spectrum* light source. High-efficiency *Up* light source. Driver not included (accessory kit for remote or surface driver). Adjustable suspension height. Mechanical union module available for modular lines for various units. UGR<19. EN12464 - cd/m² @ 65º<3000 compliant. Casambi, maximum distance between fixtures: 50m.

Optic Wide Flood - 3000K

Non Dimming / Dali 2

- 05.6350.40
- 05.6350.40.78
- 05.6350.14
- 05.6350.AP

Casambi

- 05.6350.40.CB
- 05.6350.40.C6
- 05.6350.14.CB
- 05.6350.AP.CB

71° WIDE FLOOD MAJOR. UP

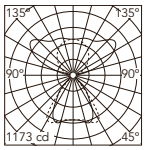

Luminous flux luminaire 4921 lm

Beam Angle: - 71°

h(m)	E(lx)	D(m)
1	783	5.67
2	196	11.33
3	87	17.00
4	49	22.67
5	31	28.34

75° WIDE FLOOD MAJOR. DOWN

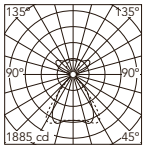

Luminous flux luminaire 4642 lm

Beam Angle: - 75°

h(m)	E(lx)	D(m)
1	1607	1.49
2	402	2.97
3	179	4.46
4	100	5.95
5	64	7.43

Optic Wide Flood - 4000K

Non Dimming / Dali 2

- 05.6352.40
- 05.6352.40.78
- 05.6352.14
- 05.6352.AP

Casambi

- 05.6352.40.CB
- 05.6352.40.C6
- 05.6352.14.CB
- 05.6352.AP.CB

71° WIDE FLOOD MAJOR. UP

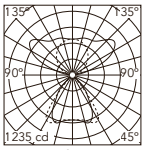

Luminous flux luminaire 5196 lm

Beam Angle: - 71°

h(m)	E(lx)	D(m)
1	824	5.67
2	206	11.33
3	92	17.00
4	52	22.67
5	33	28.34

75° WIDE FLOOD MAJOR. DOWN

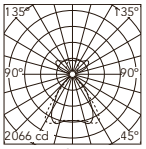

Luminous flux luminaire 4987 lm

Beam Angle: - 75°

h(m)	E(lx)	D(m)
1	1761	1.49
2	440	2.97
3	196	4.46
4	110	5.95
5	70	7.43

Optic Wide Flood - 3500K

Non Dimming / Dali 2

- 05.6351.40
- 05.6351.40.78
- 05.6351.14
- 05.6351.AP

Casambi

- 05.6351.40.CB
- 05.6351.40.C6
- 05.6351.14.CB
- 05.6351.AP.CB

71° WIDE FLOOD MAJOR. UP

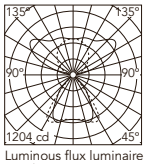

Luminous flux luminaire 5047 lm

Beam Angle: - 71°

h(m)	E(lx)	D(m)
1	803	5.67
2	201	11.33
3	89	17.00
4	50	22.67
5	32	28.34

75° WIDE FLOOD MAJOR. DOWN

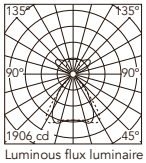

Luminous flux luminaire 4736 lm

Beam Angle: - 75°

h(m)	E(lx)	D(m)
1	1624	1.49
2	406	2.97
3	180	4.46
4	102	5.95
5	65	7.43

NEW

Optic Oval - 3000K

Non Dimming / Dali 2

- 05.6355.40
- 05.6355.40.78
- 05.6355.14
- 05.6355.AP

Casambi

- 05.6355.40.CB
- 05.6355.40.C6
- 05.6355.14.CB
- 05.6355.AP.CB

71°
OVAL MAJOR. UP

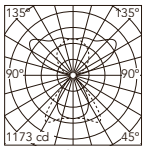

Luminous flux luminaire 4868 lm

Beam Angle: - 71°

h(m)	E(lx)	D(m)
1	783	5.67
2	196	11.33
3	87	17.00
4	49	22.67
5	31	28.34

82°
OVAL MAJOR. DOWN

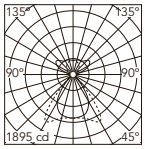

Luminous flux luminaire 4543 lm

Beam Angle: - 82°

h(m)	E(lx)	D(m)
1	1530	1.43
2	383	2.86
3	170	4.28
4	96	5.71
5	61	7.14

Optic High Comfort - 3000K

Non Dimming / Dali 2

- 05.5850.40
- 05.5850.40.78
- 05.5850.14
- 05.5850.AP

Casambi

- 05.5850.40.CB
- 05.5850.40.C6
- 05.5850.14.CB
- 05.5850.AP.CB

65°
HIGH COMFORT MAJOR. UP

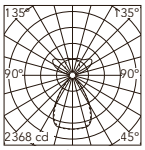

Luminous flux luminaire 5621 lm

Beam Angle: - 65°

h(m)	E(lx)	D(m)
1	2365	1.31
2	591	2.61
3	263	3.92
4	148	5.23
5	95	6.54

65°
HIGH COMFORT MAJOR. DOWN

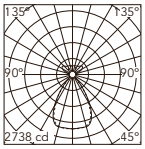

Luminous flux luminaire 4732 lm

Beam Angle: - 65°

h(m)	E(lx)	D(m)
1	2735	1.31
2	684	2.61
3	304	3.92
4	171	5.23
5	109	6.54

Optic Oval - 3500K

Non Dimming / Dali 2

- 05.6356.40
- 05.6356.40.78
- 05.6356.14
- 05.6356.AP

Casambi

- 05.6356.40.CB
- 05.6356.40.C6
- 05.6356.14.CB
- 05.6356.AP.CB

71°
OVAL MAJOR. UP

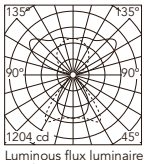

Luminous flux luminaire 4993 lm

Beam Angle: - 71°

h(m)	E(lx)	D(m)
1	803	5.67
2	201	11.33
3	89	17.00
4	50	22.67
5	32	28.34

82°
OVAL MAJOR. DOWN

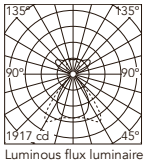

Luminous flux luminaire 4637 lm

Beam Angle: - 82°

h(m)	E(lx)	D(m)
1	1548	1.43
2	387	2.86
3	172	4.28
4	97	5.71
5	62	7.14

Optic High Comfort - 3500K

Non Dimming / Dali 2

- 05.5851.40
- 05.5851.40.78
- 05.5851.14
- 05.5851.AP

Casambi

- 05.5851.40.CB
- 05.5851.40.C6
- 05.5851.14.CB
- 05.5851.AP.CB

65°
HIGH COMFORT MAJOR. UP

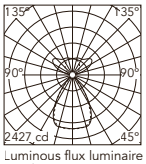

Luminous flux luminaire 5761 lm

Beam Angle: - 65°

h(m)	E(lx)	D(m)
1	2424	1.31
2	606	2.61
3	269	3.92
4	151	5.23
5	97	6.54

65°
HIGH COMFORT MAJOR. DOWN

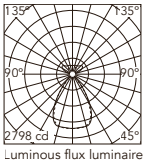

Luminous flux luminaire 4836 lm

Beam Angle: - 65°

h(m)	E(lx)	D(m)
1	2795	1.31
2	699	2.61
3	311	3.92
4	175	5.23
5	112	6.54

Optic Oval - 4000K

Non Dimming / Dali 2

- 05.6357.40
- 05.6357.40.78
- 05.6357.14
- 05.6357.AP

Casambi

- 05.6357.40.CB
- 05.6357.40.C6
- 05.6357.14.CB
- 05.6357.AP.CB

71°
OVAL MAJOR. UP

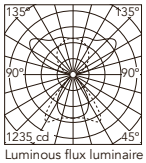

Luminous flux luminaire 5140 lm

Beam Angle: - 71°

h(m)	E(lx)	D(m)
1	824	5.67
2	206	11.33
3	92	17.00
4	52	22.67
5	33	28.34

82°
OVAL MAJOR. DOWN

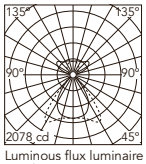

Luminous flux luminaire 4879 lm

Beam Angle: - 82°

h(m)	E(lx)	D(m)
1	1678	1.43
2	419	2.86
3	186	4.28
4	105	5.71
5	67	7.14

Optic High Comfort - 4000K

Non Dimming / Dali 2

- 05.5852.40
- 05.5852.40.78
- 05.5852.14
- 05.5852.AP

Casambi

- 05.5852.40.CB
- 05.5852.40.C6
- 05.5852.14.CB
- 05.5852.AP.CB

65°
HIGH COMFORT MAJOR. UP

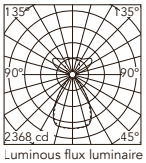

Luminous flux luminaire 5621 lm

Beam Angle: - 65°

h(m)	E(lx)	D(m)
1	2365	1.31
2	591	2.61
3	263	3.92
4	148	5.23
5	95	6.54

65°
HIGH COMFORT MAJOR. DOWN

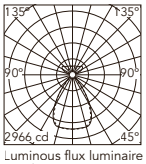

Luminous flux luminaire 5125 lm

Beam Angle: - 65°

h(m)	E(lx)	D(m)
1	2962	1.31
2	740	2.61
3	329	3.92
4	185	5.23
5	118	6.54

NEW

Workmates Suspension Up&Down Smart

Light Source: Top LED High Efficiency: Casambi: Up 32,5W - Down 26W
Up: 4281 lm - 3000K/CRI 90 / 4339 lm - 3500K/CRI 90 / 4397 lm - 4000K/CRI 90
Down: 4061 lm - 3000K/CRI 90 / 4090 lm - 3500K/CRI 90 / 4157 lm - 4000K/CRI 90

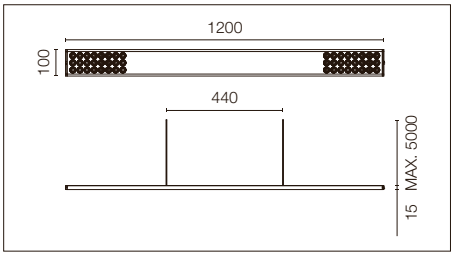

Apparecchio di illuminazione a sospensione. Emissione *Up&Down*, con una quantità di flusso luminoso maggiore nella parte superiore. Sorgente luminosa ad alto rendimento. Driver non incluso (Kit accessorio per driver remoto o a superficie). Sospensione ad altezza regolabile. Versione Smart dotata di sensori di rilevamento della presenza e della luminosità integrati. È disponibile il modulo di giunzione meccanica per linee modulari composte da più unità. UGR<19. Conforme alla EN12464 - cd/m² @ 65º<3000. Casambi, distanza massima tra gli apparecchi: 50m.

Suspension luminaire. *Up&Down* emission, with greater light flux amounts in the upper part. High-efficiency light source. Driver not included (accessory kit for remote or surface driver). Adjustable suspension height. Smart version with integrated presence detection and brightness sensors. Mechanical union module available for modular lines for various units. UGR<19. EN12464 - cd/m² @ 65º<3000 compliant. Casambi, maximum distance between fixtures: 50m.

Optic Wide Flood - 3000K

Casambi

05.6360.40.CB
05.6360.40.C6
05.6360.14.CB
05.6360.AP.CB

74° WIDE FLOOD

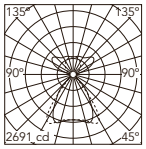

Luminous flux luminaire 7202 lm

Beam Angle: - 74°

h(m)	E(lx)	D(m)
1	2249	1.49
2	562	2.99
3	250	4.48
4	141	5.97
5	90	7.46

Optic Wide Flood - 3500K

Casambi

05.6361.40.CB
05.6361.40.C6
05.6361.14.CB
05.6361.AP.CB

74° WIDE FLOOD

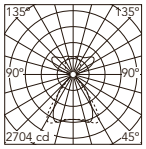

Luminous flux luminaire 7305 lm

Beam Angle: - 74°

h(m)	E(lx)	D(m)
1	2259	1.49
2	565	2.99
3	251	4.48
4	141	5.97
5	90	7.46

Optic Wide Flood - 4000K

Casambi

05.6362.40.CB
05.6362.40.C6
05.6362.14.CB
05.6362.AP.CB

74° WIDE FLOOD

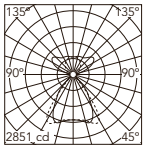

Luminous flux luminaire 7633 lm

Beam Angle: - 74°

h(m)	E(lx)	D(m)
1	2382	1.49
2	596	2.99
3	265	4.48
4	149	5.97
5	95	7.46

Optic High Comfort - 3000K

Casambi

05.5860.40.CB
05.5860.40.C6
05.5860.14.CB
05.5860.AP.CB

65° HIGH COMFORT

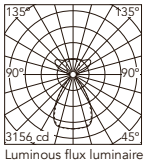

Luminous flux luminaire 7085 lm

Beam Angle: - 65°

h(m)	E(lx)	D(m)
1	3152	1.31
2	788	2.61
3	350	3.92
4	197	5.23
5	126	6.54

Optic High Comfort - 3500K

Casambi

05.5861.40.CB
05.5861.40.C6
05.5861.14.CB
05.5861.AP.CB

65° HIGH COMFORT

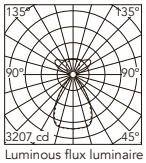

Luminous flux luminaire 7200 lm

Beam Angle: - 65°

h(m)	E(lx)	D(m)
1	3203	1.31
2	801	2.61
3	356	3.92
4	200	5.23
5	128	6.54

Optic High Comfort - 4000K

Casambi

05.5862.40.CB
05.5862.40.C6
05.5862.14.CB
05.5862.AP.CB

65° HIGH COMFORT

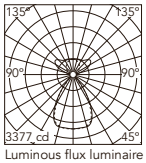

Luminous flux luminaire 7580 lm

Beam Angle: - 65°

h(m)	E(lx)	D(m)
1	3372	1.31
2	843	2.61
3	375	3.92
4	211	5.23
5	135	6.54

Optic Oval - 3000K

Casambi

05.6365.40.CB
05.6365.40.C6
05.6365.14.CB
05.6365.AP.CB

81° OVAL

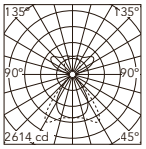

Luminous flux luminaire 7026 lm

Beam Angle: - 81°

h(m)	E(lx)	D(m)
1	2095	1.42
2	524	2.85
3	233	4.27
4	131	5.70
5	84	7.12

Optic Oval - 3500K

Casambi

05.6366.40.CB
05.6366.40.C6
05.6366.14.CB
05.6366.AP.CB

81° OVAL

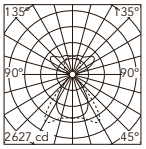

Luminous flux luminaire 7129 lm

Beam Angle: - 81°

h(m)	E(lx)	D(m)
1	2105	1.42
2	526	2.85
3	234	4.27
4	132	5.70
5	84	7.12

Optic Oval - 4000K

Casambi

05.6367.40.CB
05.6367.40.C6
05.6367.14.CB
05.6367.AP.CB

81° OVAL

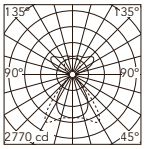

Luminous flux luminaire 7447 lm

Beam Angle: - 81°

h(m)	E(lx)	D(m)
1	2220	1.42
2	555	2.85
3	247	4.27
4	139	5.70
5	89	7.12

NEW

Workmates Suspension Up&Down Smart

Light Source: Top LED Full Spectrum: Casambi: Up 32,5W - Down 26W
Up: 4281 lm - 3000K/CRI 98 / 4339 lm - 3500K/CRI 98 / 4397 lm - 4000K/CRI 98
Down: 2976 lm - 3000K/CRI 98 / 3005 lm - 3500K/CRI 98 / 3034 lm - 4000K/CRI 98

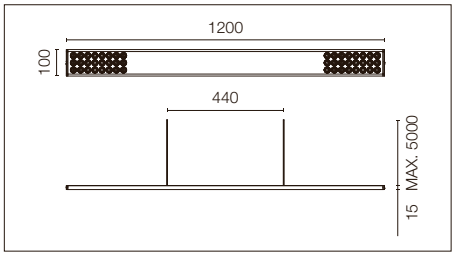

2,10 Kg | IP 20 | 1 - 100% | CE | GWT 850° | LED INCL

Apparecchio di illuminazione a sospensione. Emissione *Up&Down*, con una quantità di flusso luminoso maggiore nella parte superiore. Sorgente luminosa *Down Full Spectrum* di elevata qualità nella resa cromatica. Driver non incluso (Kit accessorio per driver remoto o a superficie). Sospensione ad altezza regolabile. Versione Smart dotata di sensori di rilevamento della presenza e della luminosità integrati. È disponibile il modulo di giunzione meccanica per linee modulari composte da più unità. UGR<19. Conforme alla EN12464 - cd/m² @ 65º<3000. Casambi, distanza massima tra gli apparecchi: 50m.

Suspension luminaire. *Up&Down* emission, with greater light flux amounts in the upper part. High-quality colour rendering *Down Full Spectrum* light source. High-efficiency *Up* light source. Driver not included (accessory kit for remote or surface driver). Adjustable suspension height. Smart version with integrated presence detection and brightness sensors. Mechanical union module available for modular lines for various units. UGR<19. EN12464 - cd/m² @ 65º<3000 compliant. Casambi, maximum distance between fixtures: 50m.

Optic Wide Flood - 3000K

Casambi

- 05.6370.40.CB
- 05.6370.40.C6
- 05.6370.14.CB
- 05.6370.AP.CB

75° WIDE FLOOD

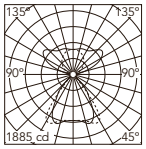

Luminous flux luminaire 6274 lm

Beam Angle: - 75°

h(m)	E(lx)	D(m)
1	1607	1.49
2	402	2.97
3	179	4.46
4	100	5.95
5	64	7.43

Optic Wide Flood - 3500K

Casambi

- 05.6371.40.CB
- 05.6371.40.C6
- 05.6371.14.CB
- 05.6371.AP.CB

75° WIDE FLOOD

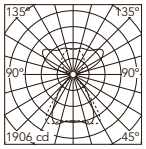

Luminous flux luminaire 6388 lm

Beam Angle: - 75°

h(m)	E(lx)	D(m)
1	1624	1.49
2	406	2.97
3	180	4.46
4	102	5.95
5	65	7.43

Optic Wide Flood - 4000K

Casambi

- 05.6372.40.CB
- 05.6372.40.C6
- 05.6372.14.CB
- 05.6372.AP.CB

75° WIDE FLOOD

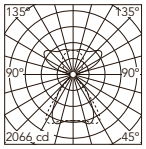

Luminous flux luminaire 6740 lm

Beam Angle: - 75°

h(m)	E(lx)	D(m)
1	1761	1.49
2	440	2.97
3	196	4.46
4	110	5.95
5	70	7.43

Optic High Comfort - 3000K

Casambi

- 05.5870.40.CB
- 05.5870.40.C6
- 05.5870.14.CB
- 05.5870.AP.CB

65° HIGH COMFORT

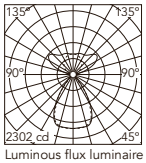

Luminous flux luminaire 6198 lm

Beam Angle: - 65°

h(m)	E(lx)	D(m)
1	2299	1.31
2	575	2.61
3	255	3.92
4	144	5.23
5	92	6.54

Optic High Comfort - 3500K

Casambi

- 05.5871.40.CB
- 05.5871.40.C6
- 05.5871.14.CB
- 05.5871.AP.CB

65° HIGH COMFORT

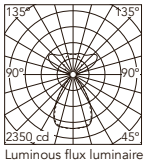

Luminous flux luminaire 6325 lm

Beam Angle: - 65°

h(m)	E(lx)	D(m)
1	2346	1.31
2	587	2.61
3	261	3.92
4	147	5.23
5	94	6.54

Optic High Comfort - 4000K

Casambi

- 05.5872.40.CB
- 05.5872.40.C6
- 05.5872.14.CB
- 05.5872.AP.CB

65° HIGH COMFORT

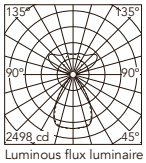

Luminous flux luminaire 6723 lm

Beam Angle: - 65°

h(m)	E(lx)	D(m)
1	2494	1.31
2	624	2.61
3	277	3.92
4	156	5.23
5	100	6.54

Optic Oval - 3000K

Casambi

- 05.6375.40.CB
- 05.6375.40.C6
- 05.6375.14.CB
- 05.6375.AP.CB

82° OVAL

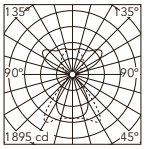

Luminous flux luminaire 6175 lm

Beam Angle: - 82°

h(m)	E(lx)	D(m)
1	1530	1.43
2	383	2.86
3	170	4.28
4	96	5.71
5	61	7.14

Optic Oval - 3500K

Casambi

- 05.6376.40.CB
- 05.6376.40.C6
- 05.6376.14.CB
- 05.6376.AP.CB

82° OVAL

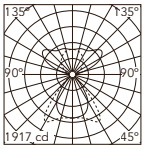

Luminous flux luminaire 6289 lm

Beam Angle: - 82°

h(m)	E(lx)	D(m)
1	1548	1.43
2	387	2.86
3	172	4.28
4	97	5.71
5	62	7.14

Optic Oval - 4000K

Casambi

- 05.6377.40.CB
- 05.6377.40.C6
- 05.6377.14.CB
- 05.6377.AP.CB

82° OVAL

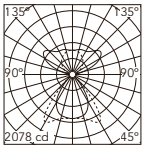

Luminous flux luminaire 6632 lm

Beam Angle: - 82°

h(m)	E(lx)	D(m)
1	1678	1.43
2	419	2.86
3	186	4.28
4	105	5.71
5	67	7.14

Workmates Suspension Up&Down Tunable White

Light Source: Top LED High Efficiency: Dali 2: Up 23W - Down 26W / Casambi: Up 21,5W - Down 26W
Up: 3619 lm - 2700K-5700K/CRI90
Down: 4061 lm - 3000K/CRI 90 / 4090 lm - 3500K/CRI 90 / 4157 lm - 4000K/CRI 90

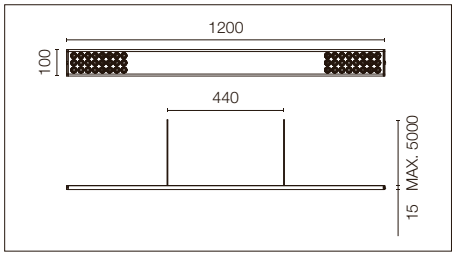

Apparecchio di illuminazione a sospensione. Emissione *Up&Down*, con una quantità di flusso luminoso maggiore nella parte superiore. Sorgente luminosa *Down* ad alto rendimento. Sorgente luminosa *Up* di CCT ad alto rendimento. Driver non incluso (Kit accessorio per driver remoto o a superficie). Sospensione ad altezza regolabile. È disponibile il modulo di giunzione meccanica per linee modulari composte da più unità. UGR<19. Conforme alla EN12464 - cd/m² @ 65º<3000. Casambi, distanza massima tra gli apparecchi: 50m.

Suspension luminaire. *Up&Down* emission, with greater light flux amounts in the upper part. High-efficiency *Down* light source. *Tunable White* variable CCT *Up* light source. Driver not included (accessory kit for remote or surface driver). Adjustable suspension height. Mechanical union module available for modular lines for various units. UGR<19. EN12464 - cd/m² @ 65º<3000 compliant. Casambi, maximum distance between fixtures: 50m.

Optic Wide Flood - 3000K

Dali 2

- 05.6380.40.DA
- 05.6380.40.YU
- 05.6380.14.DA
- 05.6380.AP.DA

Casambi

- 05.6380.40.CB
- 05.6380.40.C6
- 05.6380.14.CB
- 05.6380.AP.CB

74°
WIDE FLOOD

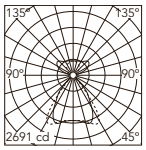

Luminous flux luminaire
6426 lm

Beam Angle: - 74°

h(m)	E(lx)	D(m)
1	2249	1.49
2	562	2.99
3	250	4.48
4	141	5.97
5	90	7.46

Optic Wide Flood - 4000K

Dali 2

- 05.6382.40.DA
- 05.6382.40.YU
- 05.6382.14.DA
- 05.6382.AP.DA

Casambi

- 05.6382.40.CB
- 05.6382.40.C6
- 05.6382.14.CB
- 05.6382.AP.CB

74°
WIDE FLOOD

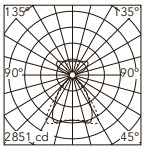

Luminous flux luminaire
6740 lm

Beam Angle: - 74°

h(m)	E(lx)	D(m)
1	2382	1.49
2	596	2.99
3	265	4.48
4	149	5.97
5	95	7.46

Optic Wide Flood - 3500K

Dali 2

- 05.6381.40.DA
- 05.6381.40.YU
- 05.6381.14.DA
- 05.6381.AP.DA

Casambi

- 05.6381.40.CB
- 05.6381.40.C6
- 05.6381.14.CB
- 05.6381.AP.CB

74°
WIDE FLOOD

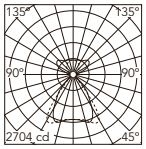

Luminous flux luminaire
6500 lm

Beam Angle: - 74°

h(m)	E(lx)	D(m)
1	2259	1.49
2	565	2.99
3	251	4.48
4	141	5.97
5	90	7.46

NEW

Optic Oval - 3000K

Dali 2

- 05.6385.40.DA
- 05.6385.40.YU
- 05.6385.14.DA
- 05.6385.AP.DA

Casambi

- 05.6385.40.CB
- 05.6385.40.C6
- 05.6385.14.CB
- 05.6385.AP.CB

81°
OVAL

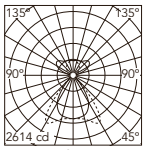

Luminous flux luminaire
6250 lm

Beam Angle: - 81°

h(m)	E(lx)	D(m)
1	2095	1.42
2	524	2.85
3	233	4.27
4	131	5.70
5	84	7.12

Optic High Comfort - 3000K

Dali 2

- 05.5880.40.DA
- 05.5880.40.YU
- 05.5880.14.DA
- 05.5880.AP.DA

Casambi

- 05.5880.40.CB
- 05.5880.40.C6
- 05.5880.14.CB
- 05.5880.AP.CB

65°
HIGH
COMFORT

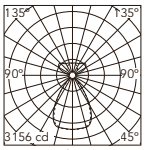

Luminous flux luminaire
6311 lm

Beam Angle: - 65°

h(m)	E(lx)	D(m)
1	3152	1.31
2	788	2.61
3	350	3.92
4	197	5.23
5	126	6.54

Optic Oval - 3500K

Dali 2

- 05.6386.40.DA
- 05.6386.40.YU
- 05.6386.14.DA
- 05.6386.AP.DA

Casambi

- 05.6386.40.CB
- 05.6386.40.C6
- 05.6386.14.CB
- 05.6386.AP.CB

81°
OVAL

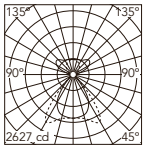

Luminous flux luminaire
6324 lm

Beam Angle: - 81°

h(m)	E(lx)	D(m)
1	2105	1.42
2	526	2.85
3	234	4.27
4	132	5.70
5	84	7.12

Optic High Comfort - 3500K

Dali 2

- 05.5881.40.DA
- 05.5881.40.YU
- 05.5881.14.DA
- 05.5881.AP.DA

Casambi

- 05.5881.40.CB
- 05.5881.40.C6
- 05.5881.14.CB
- 05.5881.AP.CB

65°
HIGH
COMFORT

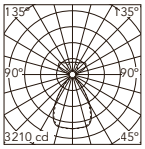

Luminous flux luminaire
6418 lm

Beam Angle: - 65°

h(m)	E(lx)	D(m)
1	3205	1.31
2	801	2.61
3	356	3.92
4	200	5.23
5	128	6.54

Optic Oval - 4000K

Dali 2

- 05.6387.40.DA
- 05.6387.40.YU
- 05.6387.14.DA
- 05.6387.AP.DA

Casambi

- 05.6387.40.CB
- 05.6387.40.C6
- 05.6387.14.CB
- 05.6387.AP.CB

81°
OVAL

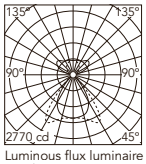

Luminous flux luminaire
6554 lm

Beam Angle: - 81°

h(m)	E(lx)	D(m)
1	2220	1.42
2	555	2.85
3	247	4.27
4	139	5.70
5	89	7.12

Optic High Comfort - 4000K

Dali 2

- 05.5882.40.DA
- 05.5882.40.YU
- 05.5882.14.DA
- 05.5882.AP.DA

Casambi

- 05.5882.40.CB
- 05.5882.40.C6
- 05.5882.14.CB
- 05.5882.AP.CB

65°
HIGH
COMFORT

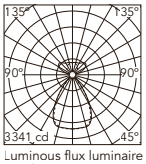

Luminous flux luminaire
6680 lm

Beam Angle: - 65°

h(m)	E(lx)	D(m)
1	3336	1.31
2	834	2.61
3	371	3.92
4	208	5.23
5	133	6.54

Workmates Suspension Up&Down Tunable White

Light Source: Top LED Full Spectrum: Dali 2: Up 23W - Down 26W / Casambi: Up 21,5W - Down 26W
Up: 3619 lm - 2700K-5700K/CRI90
Down: 2976 lm - 3000K/CRI 98 / 3005 lm - 3500K/CRI 98 / 3034 lm - 4000K/CRI 98

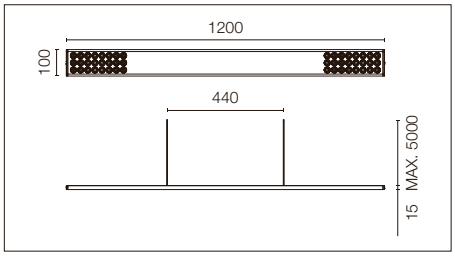

Apparecchio di illuminazione a sospensione. Emissione *Up&Down*, con una quantità di flusso luminoso maggiore nella parte superiore. Sorgente luminosa *Down Full Spectrum* di elevata qualità nella resa cromatica. Sorgente luminosa *Up* di CCT ad alto rendimento. Driver non incluso (Kit accessorio per driver remoto o a superficie). Sospensione ad altezza regolabile. È disponibile il modulo di giunzione meccanica per linee modulari composte da più unità. UGR<19. Conforme alla EN12464 - cd/m² @ 65º<3000. Casambi, distanza massima tra gli apparecchi: 50m.

Suspension luminaire. *Up&Down* emission, with greater light flux amounts in the upper part. High-quality colour rendering *Down Full Spectrum* light source. *Tunable White* variable CCT *Up* light source. Driver not included (accessory kit for remote or surface driver). Adjustable suspension height. Mechanical union module available for modular lines for various units. UGR<19. EN12464 - cd/m² @ 65º<3000 compliant. Casambi, maximum distance between fixtures: 50m.

Optic Wide Flood - 3000K

Dali 2

- 05.6390.40.DA
- 05.6390.40.YU
- 05.6390.14.DA
- 05.6390.AP.DA

Casambi

- 05.6390.40.CB
- 05.6390.40.C6
- 05.6390.14.CB
- 05.6390.AP.CB

75° WIDE FLOOD

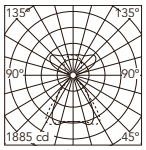

Luminous flux luminaire
5498 lm

Beam Angle: - 75°

h(m)	E(lx)	D(m)
1	1607	1.49
2	402	2.97
3	179	4.46
4	100	5.95
5	64	7.43

Optic Wide Flood - 4000K

Dali 2

- 05.6392.40.DA
- 05.6392.40.YU
- 05.6392.14.DA
- 05.6392.AP.DA

Casambi

- 05.6392.40.CB
- 05.6392.40.C6
- 05.6392.14.CB
- 05.6392.AP.CB

75° WIDE FLOOD

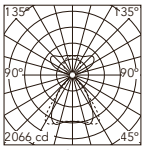

Luminous flux luminaire
5847 lm

Beam Angle: - 75°

h(m)	E(lx)	D(m)
1	1761	1.49
2	440	2.97
3	196	4.46
4	110	5.95
5	70	7.43

Optic Wide Flood - 3500K

Dali 2

- 05.6391.40.DA
- 05.6391.40.YU
- 05.6391.14.DA
- 05.6391.AP.DA

Casambi

- 05.6391.40.CB
- 05.6391.40.C6
- 05.6391.14.CB
- 05.6391.AP.CB

75° WIDE FLOOD

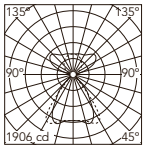

Luminous flux luminaire
5583 lm

Beam Angle: - 75°

h(m)	E(lx)	D(m)
1	1624	1.49
2	406	2.97
3	180	4.46
4	102	5.95
5	65	7.43

NEW

Optic Oval - 3000K

Dali 2

- 05.6395.40.DA
- 05.6395.40.YU
- 05.6395.14.DA
- 05.6395.AP.DA

Casambi

- 05.6395.40.CB
- 05.6395.40.C6
- 05.6395.14.CB
- 05.6395.AP.CB

82°
OVAL

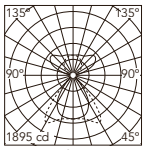

Luminous flux luminaire
5399 lm

Beam Angle: - 82°

h(m)	E(lx)	D(m)
1	1530	1.43
2	383	2.86
3	170	4.28
4	96	5.71
5	61	7.14

Optic High Comfort - 3000K

Dali 2

- 05.5890.40.DA
- 05.5890.40.YU
- 05.5890.14.DA
- 05.5890.AP.DA

Casambi

- 05.5890.40.CB
- 05.5890.40.C6
- 05.5890.14.CB
- 05.5890.AP.CB

65°
HIGH
COMFORT

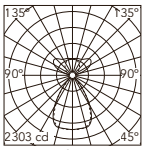

Luminous flux luminaire
5423 lm

Beam Angle: - 65°

h(m)	E(lx)	D(m)
1	2299	1.31
2	575	2.61
3	255	3.92
4	144	5.23
5	92	6.54

Optic Oval - 3500K

Dali 2

- 05.6396.40.DA
- 05.6396.40.YU
- 05.6396.14.DA
- 05.6396.AP.DA

Casambi

- 05.6396.40.CB
- 05.6396.40.C6
- 05.6396.14.CB
- 05.6396.AP.CB

82°
OVAL

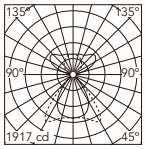

Luminous flux luminaire
5484 lm

Beam Angle: - 82°

h(m)	E(lx)	D(m)
1	1548	1.43
2	387	2.86
3	172	4.28
4	97	5.71
5	62	7.14

Optic High Comfort - 3500K

Dali 2

- 05.5891.40.DA
- 05.5891.40.YU
- 05.5891.14.DA
- 05.5891.AP.DA

Casambi

- 05.5891.40.CB
- 05.5891.40.C6
- 05.5891.14.CB
- 05.5891.AP.CB

65°
HIGH
COMFORT

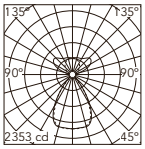

Luminous flux luminaire
5542 lm

Beam Angle: - 65°

h(m)	E(lx)	D(m)
1	2350	1.31
2	587	2.61
3	261	3.92
4	147	5.23
5	94	6.54

Optic Oval - 4000K

Dali 2

- 05.6397.40.DA
- 05.6397.40.YU
- 05.6397.14.DA
- 05.6397.AP.DA

Casambi

- 05.6397.40.CB
- 05.6397.40.C6
- 05.6397.14.CB
- 05.6397.AP.CB

82°
OVAL

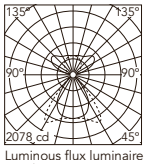

Luminous flux luminaire
5739 lm

Beam Angle: - 82°

h(m)	E(lx)	D(m)
1	1678	1.43
2	419	2.86
3	186	4.28
4	105	5.71
5	67	7.14

Optic High Comfort - 4000K

Dali 2

- 05.5892.40.DA
- 05.5892.40.YU
- 05.5892.14.DA
- 05.5892.AP.DA

Casambi

- 05.5892.40.CB
- 05.5892.40.C6
- 05.5892.14.CB
- 05.5892.AP.CB

65°
HIGH
COMFORT

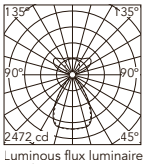

Luminous flux luminaire
5822 lm

Beam Angle: - 65°

h(m)	E(lx)	D(m)
1	2469	1.31
2	617	2.61
3	274	3.92
4	154	5.23
5	99	6.54

NEW

WORKMATES

Workmates Suspension Up&Down Tunable White Smart

Light Source: Top LED High Efficiency: Casambi: Up 21,5W - Down 26W
Up: 3619 lm - 2700K-5700K/CRI90
Down: 4061 lm - 3000K/CRI 90 / 4090 lm - 3500K/CRI 90 / 4157 lm - 4000K/CRI 90

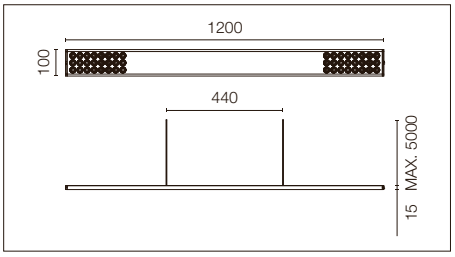

Apparecchio di illuminazione a sospensione. Emissione *Up&Down*, con una quantità di flusso luminoso maggiore nella parte superiore. Sorgente luminosa *Down* ad alto rendimento. Sorgente luminosa *Up* di CCT ad alto rendimento. Driver non incluso (Kit accessorio per driver remoto o a superficie). Sospensione ad altezza regolabile. Versione Smart dotata di sensori di rilevamento della presenza e della luminosità integrati. È disponibile il modulo di giunzione meccanica per linee modulari composte da più unità. UGR<19. Conforme alla EN12464 - cd/m² @ 65º<3000. Casambi, distanza massima tra gli apparecchi: 50m.

Suspension luminaire. *Up&Down* emission, with greater light flux amounts in the upper part. High-efficiency *Down* light source. *Tunable White* variable CCT *Up* light source. Driver not included (accessory kit for remote or surface driver). Adjustable suspension height. Smart version with integrated presence detection and brightness sensors. Mechanical union module available for modular lines for various units. UGR<19. EN12464 - cd/m² @ 65º<3000 compliant. Casambi, maximum distance between fixtures: 50m.

Optic Wide Flood - 3000K

Casambi

05.6400.40.CB
05.6400.40.C6
05.6400.14.CB
05.6400.AP.CB

74° WIDE FLOOD

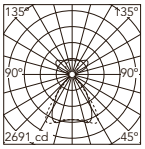

Luminous flux luminaire 6426 lm

Beam Angle: - 74°

h(m)	E(lx)	D(m)
1	2249	1.49
2	562	2.99
3	250	4.48
4	141	5.97
5	90	7.46

Optic Wide Flood - 3500K

Casambi

05.6401.40.CB
05.6401.40.C6
05.6401.14.CB
05.6401.AP.CB

74° WIDE FLOOD

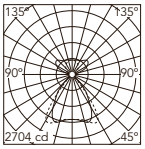

Luminous flux luminaire 6500 lm

Beam Angle: - 74°

h(m)	E(lx)	D(m)
1	2259	1.49
2	565	2.99
3	251	4.48
4	141	5.97
5	90	7.46

Optic Wide Flood - 4000K

Casambi

05.6402.40.CB
05.6402.40.C6
05.6402.14.CB
05.6402.AP.CB

74° WIDE FLOOD

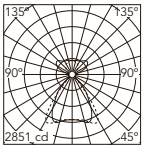

Luminous flux luminaire 6740 lm

Beam Angle: - 74°

h(m)	E(lx)	D(m)
1	2382	1.49
2	596	2.99
3	265	4.48
4	149	5.97
5	95	7.46

Optic High Comfort - 3000K

Casambi

05.5900.40.CB
05.5900.40.C6
05.5900.14.CB
05.5900.AP.CB

65° HIGH COMFORT

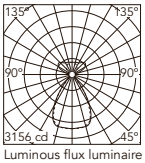

Luminous flux luminaire 6311 lm

Beam Angle: - 65°

h(m)	E(lx)	D(m)
1	3152	1.31
2	788	2.61
3	350	3.92
4	197	5.23
5	126	6.54

Optic High Comfort - 3500K

Casambi

05.5901.40.CB
05.5901.40.C6
05.5901.14.CB
05.5901.AP.CB

65° HIGH COMFORT

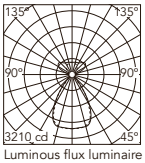

Luminous flux luminaire 6418 lm

Beam Angle: - 65°

h(m)	E(lx)	D(m)
1	3205	1.31
2	801	2.61
3	356	3.92
4	200	5.23
5	128	6.54

Optic High Comfort - 4000K

Casambi

05.5902.40.CB
05.5902.40.C6
05.5902.14.CB
05.5902.AP.CB

65° HIGH COMFORT

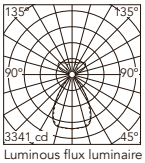

Luminous flux luminaire 6680 lm

Beam Angle: - 65°

h(m)	E(lx)	D(m)
1	3336	1.31
2	834	2.61
3	371	3.92
4	208	5.23
5	133	6.54

Optic Oval - 3000K

Casambi

05.6405.40.CB
05.6405.40.C6
05.6405.14.CB
05.6405.AP.CB

81° OVAL

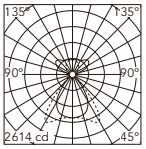

Luminous flux luminaire 6250 lm

Beam Angle: - 81°

h(m)	E(lx)	D(m)
1	2095	1.42
2	524	2.85
3	233	4.27
4	131	5.70
5	84	7.12

Optic Oval - 3500K

Casambi

05.6406.40.CB
05.6406.40.C6
05.6406.14.CB
05.6406.AP.CB

81° OVAL

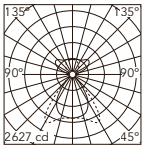

Luminous flux luminaire 6324 lm

Beam Angle: - 81°

h(m)	E(lx)	D(m)
1	2105	1.42
2	526	2.85
3	234	4.27
4	132	5.70
5	84	7.12

Optic Oval - 4000K

Casambi

05.6407.40.CB
05.6407.40.C6
05.6407.14.CB
05.6407.AP.CB

81° OVAL

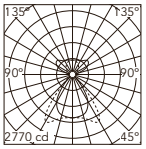

Luminous flux luminaire 6554 lm

Beam Angle: - 81°

h(m)	E(lx)	D(m)
1	2220	1.42
2	555	2.85
3	247	4.27
4	139	5.70
5	89	7.12

NEW

Workmates Suspension Up&Down Tunable White Smart

Light Source: Top LED Full Spectrum: Casambi: Up 21,5W - Down 26W
Up: 3619 lm - 2700K-5700K/CRI90
Down: 2976 lm - 3000K/CRI 98 / 3005 lm - 3500K/CRI 98 / 3034 lm - 4000K/CRI 98

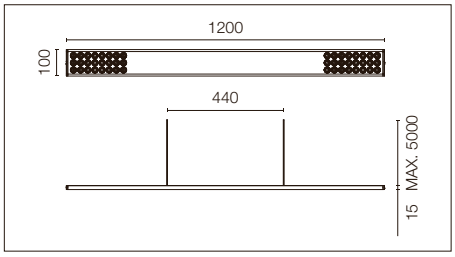

Apparecchio di illuminazione a sospensione. Emissione *Up&Down*, con una quantità di flusso luminoso maggiore nella parte superiore. Sorgente luminosa *Down Full Spectrum* di elevata qualità nella resa cromatica. Sorgente luminosa *Up* di CCT ad alto rendimento. Driver non incluso (Kit accessorio per driver remoto o a superficie). Sospensione ad altezza regolabile. Versione Smart dotata di sensori di rilevamento della presenza e della luminosità integrati. È disponibile il modulo di giunzione meccanica per linee modulari composte da più unità. UGR<19. Conforme alla EN12464 - cd/m² @ 65º<3000. Casambi, distanza massima tra gli apparecchi: 50m.

Suspension luminaire. *Up&Down* emission, with greater light flux amounts in the upper part. High-quality colour rendering *Down Full Spectrum* light source. *Tunable White* variable CCT *Up* light source. Driver not included (accessory kit for remote or surface driver). Adjustable suspension height. Smart version with integrated presence detection and brightness sensors. Mechanical union module available for modular lines for various units. UGR<19. EN12464 - cd/m² @ 65º<3000 compliant. Casambi, maximum distance between fixtures: 50m.

Optic Wide Flood - 3000K

Casambi

- 05.6410.40.CB
- 05.6410.40.C6
- 05.6410.14.CB
- 05.6410.AP.CB

75° WIDE FLOOD

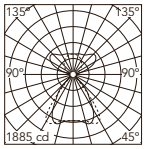

Luminous flux luminaire 5498 lm

Beam Angle: - 75°

h(m)	E(lx)	D(m)
1	1607	1.49
2	402	2.97
3	179	4.46
4	100	5.95
5	64	7.43

Optic Wide Flood - 3500K

Casambi

- 05.6411.40.CB
- 05.6411.40.C6
- 05.6411.14.CB
- 05.6411.AP.CB

75° WIDE FLOOD

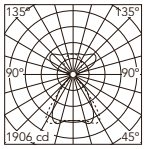

Luminous flux luminaire 5583 lm

Beam Angle: - 75°

h(m)	E(lx)	D(m)
1	1624	1.49
2	406	2.97
3	180	4.46
4	102	5.95
5	65	7.43

Optic Wide Flood - 4000K

Casambi

- 05.6412.40.CB
- 05.6412.40.C6
- 05.6412.14.CB
- 05.6412.AP.CB

75° WIDE FLOOD

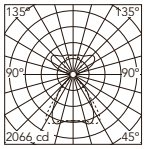

Luminous flux luminaire 5847 lm

Beam Angle: - 75°

h(m)	E(lx)	D(m)
1	1761	1.49
2	440	2.97
3	196	4.46
4	110	5.95
5	70	7.43

Optic High Comfort - 3000K

Casambi

- 05.5910.40.CB
- 05.5910.40.C6
- 05.5910.14.CB
- 05.5910.AP.CB

65° HIGH COMFORT

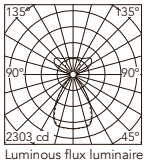

Luminous flux luminaire 5423 lm

Beam Angle: - 65°

h(m)	E(lx)	D(m)
1	2299	1.31
2	575	2.61
3	255	3.92
4	144	5.23
5	92	6.54

Optic High Comfort - 3500K

Casambi

- 05.5911.40.CB
- 05.5911.40.C6
- 05.5911.14.CB
- 05.5911.AP.CB

65° HIGH COMFORT

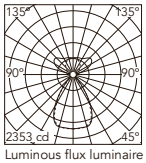

Luminous flux luminaire 5542 lm

Beam Angle: - 65°

h(m)	E(lx)	D(m)
1	2350	1.31
2	587	2.61
3	261	3.92
4	147	5.23
5	94	6.54

Optic High Comfort - 4000K

Casambi

- 05.5912.40.CB
- 05.5912.40.C6
- 05.5912.14.CB
- 05.5912.AP.CB

65° HIGH COMFORT

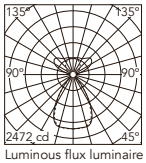

Luminous flux luminaire 5822 lm

Beam Angle: - 65°

h(m)	E(lx)	D(m)
1	2469	1.31
2	617	2.61
3	274	3.92
4	154	5.23
5	99	6.54

Optic Oval - 3000K

Casambi

- 05.6415.40.CB
- 05.6415.40.C6
- 05.6415.14.CB
- 05.6415.AP.CB

82° OVAL

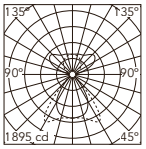

Luminous flux luminaire 5399 lm

Beam Angle: - 82°

h(m)	E(lx)	D(m)
1	1530	1.43
2	383	2.86
3	170	4.28
4	96	5.71
5	61	7.14

Optic Oval - 3500K

Casambi

- 05.6416.40.CB
- 05.6416.40.C6
- 05.6416.14.CB
- 05.6416.AP.CB

82° OVAL

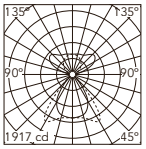

Luminous flux luminaire 5484 lm

Beam Angle: - 82°

h(m)	E(lx)	D(m)
1	1548	1.43
2	387	2.86
3	172	4.28
4	97	5.71
5	62	7.14

Optic Oval - 4000K

Casambi

- 05.6417.40.CB
- 05.6417.40.C6
- 05.6417.14.CB
- 05.6417.AP.CB

82° OVAL

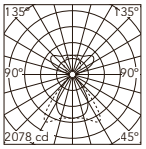

Luminous flux luminaire 5739 lm

Beam Angle: - 82°

h(m)	E(lx)	D(m)
1	1678	1.43
2	419	2.86
3	186	4.28
4	105	5.71
5	67	7.14

Accessori / Accessories

Kit di alimentazione per installazione remoti / Remote Power Supply Kit

Kit accessorio per driver remoto.
Driver incluso.

Accessory kit for remote driver.
Driver Included.

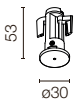

Down
Non Dimming
- 08.0900.40
- 08.0900.14
- 08.0900.AP

Dali 2
- 08.0903.40
- 08.0903.14
- 08.0903.AP

Up&Down (Up / Down)
Non Dimming*
- 08.0901.40
- 08.0901.14
- 08.0901.AP

Dali 2
- 08.0904.40
- 08.0904.14
- 08.0904.AP

Up&Down Tunable White
Dali 2
- 08.0905.40
- 08.0905.14
- 08.0905.AP

All Models
Casambi
- 08.0906.40
- 08.0906.14
- 08.0906.AP

Kit di alimentazione per installazione a superficie / Surface Power Supply Kit

Kit di accessori per driver a
superficie. Driver incluso.

Accessory kit for surface driver.
Driver Included.

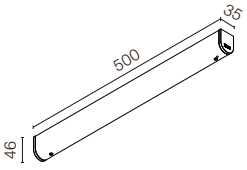

Down
Non Dimming
- 08.0910.40
- 08.0910.14
- 08.0910.AP

Dali 2
- 08.0913.40
- 08.0913.14
- 08.0913.AP

Up&Down (Up / Down)
Non Dimming*
- 08.0911.40
- 08.0911.14
- 08.0911.AP

Dali 2
- 08.0914.40
- 08.0914.14
- 08.0914.AP

Up&Down Tunable White
Dali 2
- 08.0915.40
- 08.0915.14
- 08.0915.AP

All Models
Casambi
- 08.0915.40
- 08.0915.14
- 08.0915.AP

Kit di alimentazione per installazione da incasso / Recessed Power Supply Kit

Kit di accessori per driver a incasso.
Driver incluso.

Accessory kit for recessed driver.
Driver Included.

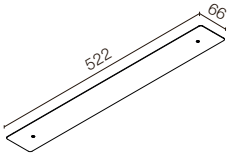

Down
Non Dimming
- 08.0920.40
- 08.0920.14
- 08.0920.AP

Dali 2
- 08.0923.40
- 08.0923.14
- 08.0923.AP

Up&Down (Up / Down)
Non Dimming*
- 08.0921.40
- 08.0921.14
- 08.0921.AP

Dali 2
- 08.0924.40
- 08.0924.14
- 08.0924.AP

Up&Down Tunable White
Dali 2
- 08.0925.40
- 08.0925.14
- 08.0925.AP

All Models
Casambi
- 08.0925.40
- 08.0925.14
- 08.0925.AP

Remote

White | Black | Anodized Silver

White | Black | Anodized Silver | White | Black | Anodized Silver

* Questo accessorio consente di regolare due proporzioni di flusso (Su / Giù: 70/30 o 40/60) a seconda di come viene collegato il controller. Si prega di consultare le istruzioni per ulteriori dettagli.
This accessory allows you to adjust two flow ratios (Up / Down: 70/30 or 40/60) depending on how the controller is connected. Please consult the instructions for further details.

NEW

Suspension · Accessori per interconnessione / Interconnection Accessories

Le versioni a sospensione Workmates dispongono di un accessorio di giunzione meccanico per realizzare un sistema di più unità in fila continua.

The Workmates suspension versions come with a mechanical union accessory for the installation of various units in continuous lines.

Profilo meccanico per Workmates Suspension. Giunzioni di interconnessione incluse.

Mechanical profile for Workmates Suspension. Connection joints included.

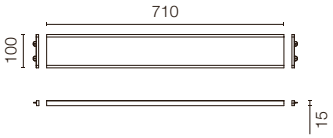

06.0436.40
06.0436.14
06.0436.AP

Esempio di interconnessione / Interconnection Example



Particolari di interconnessione / Interconnection Detail

Workmates Floor Single

Coming Soon: Down: High Efficiency
Up: High Efficiency

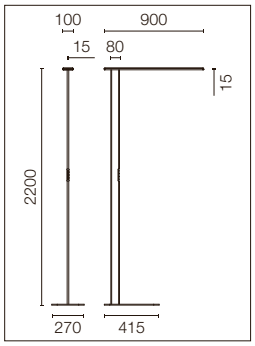

Apparecchio di illuminazione da terra. Emissione semplice *Up&Down*, con una quantità di flusso luminoso maggiore nella parte superiore. Sorgente luminosa *Down* asimmetrica ad alto rendimento e perfetta omogeneità a livello funzionale con diffusione fino a 2 metri. Sorgente luminosa *Up* ad alto rendimento. Driver e presa a muro inclusi. Controllo senza fili *Casambi* e mediante pulsantiera capacitiva *Touch Dimming* manuale integrata.
Conforme alla EN12464 - cd/m² @ 65º<3000.

Freestanding luminaire. Simple *Up&Down* emission, with greater light flux amounts in the upper part. High-efficiency, perfectly homogeneous asymmetric *Down* light source on the functional plane at distances of *Up* to 2 meters. High-efficiency *Up* light source. Driver and wall plug, included. *Casambi* wireless control and integrated manual *Touch Dimming* capacitive keypad.
EN12464 - cd/m² @ 65º<3000 compliant.

Optic Asymmetrical - 3000K

Touch Dimming
- ☐ Coming Soon
- ◪ Coming Soon
- ■ Coming Soon

Casambi
- ☐ Coming Soon
- ◪ Coming Soon
- ■ Coming Soon

EXTRA WIDE FLOOD

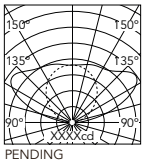

PENDING

Beam Angle:		XX°
h(m)	E(lx)	D(m)
1	XXX	XX
2	XXX	XX
3	XXX	XX
4	XXX	XX
5	XXX	XX

ASYMM.

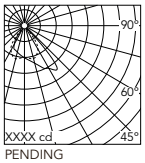

PENDING

Beam Angle:		XX°
h(m)	E(lx)	D(m)
1	XXX	XX
2	XXX	XX
3	XXX	XX
4	XXX	XX
5	XXX	XX

Optic Asymmetrical - 3500K

Touch Dimming
- ☐ Coming Soon
- ◪ Coming Soon
- ■ Coming Soon

Casambi
- ☐ Coming Soon
- ◪ Coming Soon
- ■ Coming Soon

EXTRA WIDE FLOOD

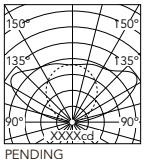

PENDING

Beam Angle:		XX°
h(m)	E(lx)	D(m)
1	XXX	XX
2	XXX	XX
3	XXX	XX
4	XXX	XX
5	XXX	XX

ASYMM.

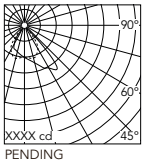

PENDING

Beam Angle:		XX°
h(m)	E(lx)	D(m)
1	XXX	XX
2	XXX	XX
3	XXX	XX
4	XXX	XX
5	XXX	XX

Optic Asymmetrical - 4000K

Touch Dimming
- ☐ Coming Soon
- ◪ Coming Soon
- ■ Coming Soon

Casambi
- ☐ Coming Soon
- ◪ Coming Soon
- ■ Coming Soon

EXTRA WIDE FLOOD

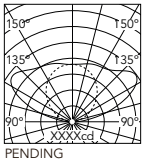

PENDING

Beam Angle:		XX°
h(m)	E(lx)	D(m)
1	XXX	XX
2	XXX	XX
3	XXX	XX
4	XXX	XX
5	XXX	XX

ASYMM.

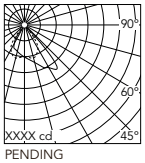

PENDING

Beam Angle:		XX°
h(m)	E(lx)	D(m)
1	XXX	XX
2	XXX	XX
3	XXX	XX
4	XXX	XX
5	XXX	XX

PRE LIMI NARY

Workmates Floor Single

Coming Soon: Down: Full Spectrum
Up: High Efficiency

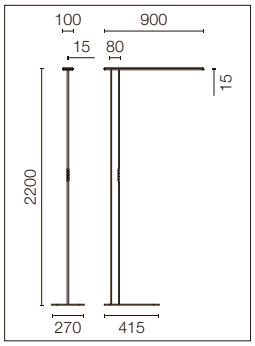

Apparecchio di illuminazione da terra. Emissione semplice *Up&Down*, con una quantità di flusso luminoso maggiore nella parte superiore. Sorgente luminosa *Down* asimmetrica *Full Spectrum* di elevata qualità nella resa cromatica e perfetta omogeneità a livello funzionale con diffusione fino a 2 metri. Sorgente luminosa *Up* ad alto rendimento. Driver e presa a muro inclusi.
Controllo senza fili *Casambi* e mediante pulsantiera capacitiva *Touch Dimming* manuale integrata.
Conforme alla EN12464 - cd/m² @ 65°<3000.

Freestanding luminaire. Simple *Up&Down* emission, with greater light flux amounts in the upper part. High-quality colour rendering, perfectly homogeneous *Full Spectrum* asymmetric *Down* light source on the functional plane at distances of *Up* to 2 meters. High-efficiency *Up* light source. Driver and wall plug, included.
Casambi wireless control and integrated manual *Touch Dimming* capacitive keypad.
EN12464 - cd/m² @ 65°<3000 compliant.

Optic Asymmetrical - 3000K

Touch Dimming
- ☐ Coming Soon
- ◪ Coming Soon
- ■ Coming Soon

Casambi
- ☐ Coming Soon
- ◪ Coming Soon
- ■ Coming Soon

EXTRA WIDE FLOOD

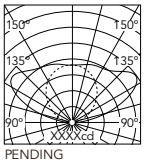

PENDING

Beam Angle: XX°

h(m)	E(lx)	D(m)
1	XXX	XX
2	XXX	XX
3	XXX	XX
4	XXX	XX
5	XXX	XX

ASYMM.

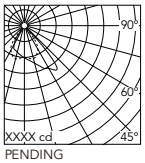

PENDING

Beam Angle: XX°

h(m)	E(lx)	D(m)
1	XXX	XX
2	XXX	XX
3	XXX	XX
4	XXX	XX
5	XXX	XX

Optic Asymmetrical - 3500K

Touch Dimming
- ☐ Coming Soon
- ◪ Coming Soon
- ■ Coming Soon

Casambi
- ☐ Coming Soon
- ◪ Coming Soon
- ■ Coming Soon

EXTRA WIDE FLOOD

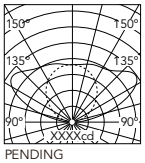

PENDING

Beam Angle: XX°

h(m)	E(lx)	D(m)
1	XXX	XX
2	XXX	XX
3	XXX	XX
4	XXX	XX
5	XXX	XX

ASYMM.

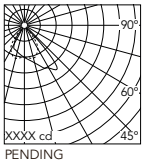

PENDING

Beam Angle: XX°

h(m)	E(lx)	D(m)
1	XXX	XX
2	XXX	XX
3	XXX	XX
4	XXX	XX
5	XXX	XX

Optic Asymmetrical - 4000K

Touch Dimming
- ☐ Coming Soon
- ◪ Coming Soon
- ■ Coming Soon

Casambi
- ☐ Coming Soon
- ◪ Coming Soon
- ■ Coming Soon

EXTRA WIDE FLOOD

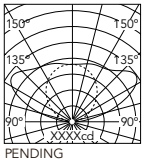

PENDING

Beam Angle: XX°

h(m)	E(lx)	D(m)
1	XXX	XX
2	XXX	XX
3	XXX	XX
4	XXX	XX
5	XXX	XX

ASYMM.

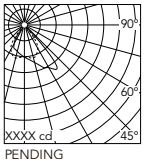

PENDING

Beam Angle: XX°

h(m)	E(lx)	D(m)
1	XXX	XX
2	XXX	XX
3	XXX	XX
4	XXX	XX
5	XXX	XX

Workmates Floor Single Smart

Coming Soon: Down: High Efficiency
Up: High Efficiency

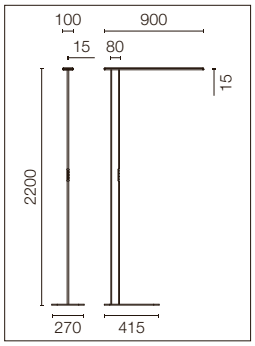

Apparecchio di illuminazione da terra. Emissione semplice *Up&Down*, con una quantità di flusso luminoso maggiore nella parte superiore. Sorgente luminosa *Down* asimmetrica ad alto rendimento e perfetta omogeneità a livello funzionale con diffusione fino a 2 metri. Sorgente luminosa *Up* ad alto rendimento. Driver e presa a muro inclusi. Versione Smart dotata di sensori di rilevamento della presenza e della luminosità integrati. Controllo senza fili *Casambi*. Conforme alla EN12464 - cd/m² @ 65º<3000.

Freestanding luminaire. Simple *Up&Down* emission, with greater light flux amounts in the upper part. High-efficiency, perfectly homogeneous asymmetric *Down* light source on the functional plane at distances of *Up* to 2 meters. High-efficiency *Up* light source. Driver and wall plug, included. Smart version with integrated presence detection and brightness sensors. *Casambi* wireless control. EN12464 - cd/m² @ 65º<3000 compliant.

Optic Asymmetrical - 3000K

Casambi

- Coming Soon
- Coming Soon
- Coming Soon

EXTRA WIDE FLOOD

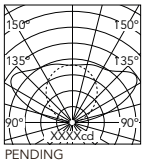

PENDING

Beam Angle: XX°

h(m)	E(lx)	D(m)
1	XXX	XX
2	XXX	XX
3	XXX	XX
4	XXX	XX
5	XXX	XX

ASYMM.

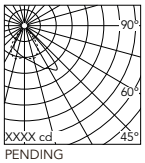

PENDING

Beam Angle: XX°

h(m)	E(lx)	D(m)
1	XXX	XX
2	XXX	XX
3	XXX	XX
4	XXX	XX
5	XXX	XX

Optic Asymmetrical - 3500K

Casambi

- Coming Soon
- Coming Soon
- Coming Soon

EXTRA WIDE FLOOD

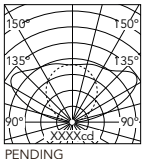

PENDING

Beam Angle: XX°

h(m)	E(lx)	D(m)
1	XXX	XX
2	XXX	XX
3	XXX	XX
4	XXX	XX
5	XXX	XX

ASYMM.

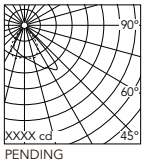

PENDING

Beam Angle: XX°

h(m)	E(lx)	D(m)
1	XXX	XX
2	XXX	XX
3	XXX	XX
4	XXX	XX
5	XXX	XX

Optic Asymmetrical - 4000K

Casambi

- Coming Soon
- Coming Soon
- Coming Soon

EXTRA WIDE FLOOD

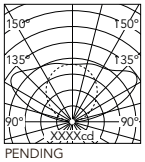

PENDING

Beam Angle: XX°

h(m)	E(lx)	D(m)
1	XXX	XX
2	XXX	XX
3	XXX	XX
4	XXX	XX
5	XXX	XX

ASYMM.

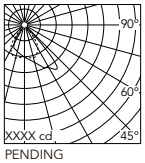

PENDING

Beam Angle: XX°

h(m)	E(lx)	D(m)
1	XXX	XX
2	XXX	XX
3	XXX	XX
4	XXX	XX
5	XXX	XX

PRE LIMI NARY

Workmates Floor Single Smart

Coming Soon: Down: Full Spectrum
Up: High Efficiency

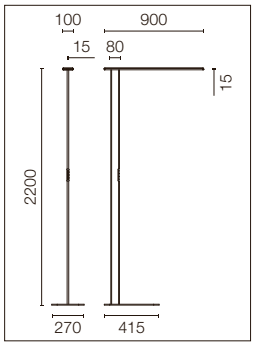

Apparecchio di illuminazione da terra. Emissione semplice *Up&Down*, con una quantità di flusso luminoso maggiore nella parte superiore. Sorgente luminosa *Down* asimmetrica *Full Spectrum* di elevata qualità nella resa cromatica e perfetta omogeneità a livello funzionale con diffusione fino a 2 metri. Sorgente luminosa *Up* ad alto rendimento. Driver e presa a muro inclusi.
Versione Smart dotata di sensori di rilevamento della presenza e della luminosità integrati. Controllo senza fili *Casambi*.
Conforme alla EN12464 - cd/m² @ 65°<3000.

Freestanding luminaire. Simple *Up&Down* emission, with greater light flux amounts in the upper part. High-quality colour rendering, perfectly homogeneous *Full Spectrum* asymmetric *Down* light source on the functional plane at distances of *Up* to 2 meters. High-efficiency *Up* light source. Driver and wall plug, included.
Smart version with integrated presence detection and brightness sensors. *Casambi* wireless control.
EN12464 - cd/m² @ 65°<3000 compliant.

Optic Asymmetrical - 3000K

Casambi

- Coming Soon
- Coming Soon
- Coming Soon

EXTRA WIDE FLOOD

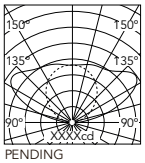

PENDING

Beam Angle: XX°

h(m)	E(lx)	D(m)
1	XXX	XX
2	XXX	XX
3	XXX	XX
4	XXX	XX
5	XXX	XX

ASYMM.

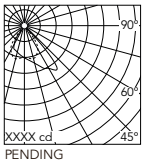

PENDING

Beam Angle: XX°

h(m)	E(lx)	D(m)
1	XXX	XX
2	XXX	XX
3	XXX	XX
4	XXX	XX
5	XXX	XX

Optic Asymmetrical - 3500K

Casambi

- Coming Soon
- Coming Soon
- Coming Soon

EXTRA WIDE FLOOD

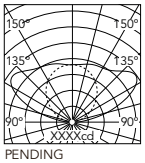

PENDING

Beam Angle: XX°

h(m)	E(lx)	D(m)
1	XXX	XX
2	XXX	XX
3	XXX	XX
4	XXX	XX
5	XXX	XX

ASYMM.

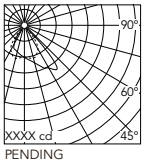

PENDING

Beam Angle: XX°

h(m)	E(lx)	D(m)
1	XXX	XX
2	XXX	XX
3	XXX	XX
4	XXX	XX
5	XXX	XX

Optic Asymmetrical - 4000K

Casambi

- Coming Soon
- Coming Soon
- Coming Soon

EXTRA WIDE FLOOD

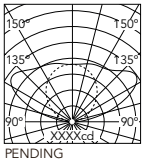

PENDING

Beam Angle: XX°

h(m)	E(lx)	D(m)
1	XXX	XX
2	XXX	XX
3	XXX	XX
4	XXX	XX
5	XXX	XX

ASYMM.

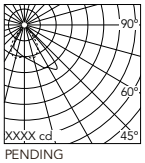

PENDING

Beam Angle: XX°

h(m)	E(lx)	D(m)
1	XXX	XX
2	XXX	XX
3	XXX	XX
4	XXX	XX
5	XXX	XX

Workmates Floor Single Tunable White

Coming Soon: Down: High Efficiency
Up: High Efficiency

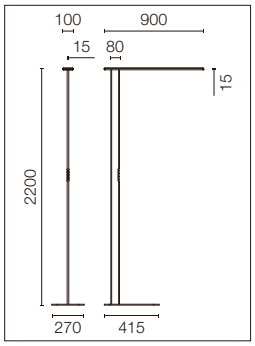

Apparecchio di illuminazione da terra. Emissione semplice *Up&Down*, con una quantità di flusso luminoso maggiore nella parte superiore. Sorgente luminosa *Down* asimmetrica ad alto rendimento e perfetta omogeneità a livello funzionale con diffusione fino a 2 metri. Sorgente luminosa *Up* di CCT ad alto rendimento. Driver e presa a muro inclusi. Controllo senza fili *Casambi* e mediante pulsantiera capacitiva *Touch Dimming* manuale integrata. Conforme alla EN12464 - cd/m² @ 65º<3000.

Freestanding luminaire. Simple *Up&Down* emission, with greater light flux amounts in the upper part. High-efficiency, perfectly homogeneous asymmetric *Down* light source on the functional plane at distances of *Up* to 2 meters. *Tunable White* variable CCT *Up* light source. Driver and wall plug, included. *Casambi* wireless control and integrated manual *Touch Dimming* capacitive keypad. EN12464 - cd/m² @ 65º<3000 compliant.

Optic Asymmetrical - 3000K

Touch Dimming

- ☐ Coming Soon
- ◪ Coming Soon
- ■ Coming Soon

Casambi

- ☐ Coming Soon
- ◪ Coming Soon
- ■ Coming Soon

EXTRA WIDE FLOOD

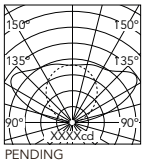

PENDING

Beam Angle:		XX°
h(m)	E(lx)	D(m)
1	XXX	XX
2	XXX	XX
3	XXX	XX
4	XXX	XX
5	XXX	XX

ASYMM.

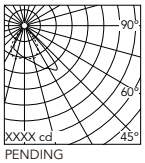

PENDING

Beam Angle:		XX°
h(m)	E(lx)	D(m)
1	XXX	XX
2	XXX	XX
3	XXX	XX
4	XXX	XX
5	XXX	XX

Optic Asymmetrical - 3500K

Touch Dimming

- ☐ Coming Soon
- ◪ Coming Soon
- ■ Coming Soon

Casambi

- ☐ Coming Soon
- ◪ Coming Soon
- ■ Coming Soon

EXTRA WIDE FLOOD

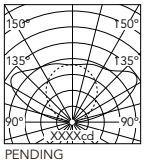

PENDING

Beam Angle:		XX°
h(m)	E(lx)	D(m)
1	XXX	XX
2	XXX	XX
3	XXX	XX
4	XXX	XX
5	XXX	XX

ASYMM.

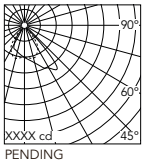

PENDING

Beam Angle:		XX°
h(m)	E(lx)	D(m)
1	XXX	XX
2	XXX	XX
3	XXX	XX
4	XXX	XX
5	XXX	XX

Optic Asymmetrical - 4000K

Touch Dimming

- ☐ Coming Soon
- ◪ Coming Soon
- ■ Coming Soon

Casambi

- ☐ Coming Soon
- ◪ Coming Soon
- ■ Coming Soon

EXTRA WIDE FLOOD

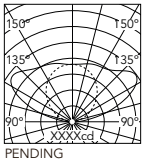

PENDING

Beam Angle:		XX°
h(m)	E(lx)	D(m)
1	XXX	XX
2	XXX	XX
3	XXX	XX
4	XXX	XX
5	XXX	XX

ASYMM.

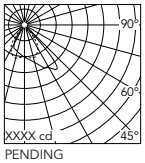

PENDING

Beam Angle:		XX°
h(m)	E(lx)	D(m)
1	XXX	XX
2	XXX	XX
3	XXX	XX
4	XXX	XX
5	XXX	XX

PRE LIMI NARY

Workmates Floor Single Tunable White

Coming Soon: Down: Full Spectrum
Up: High Efficiency

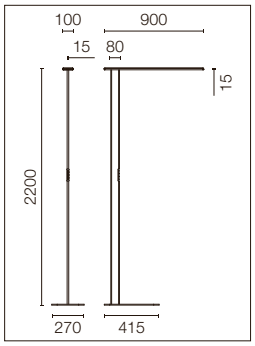

Apparecchio di illuminazione da terra. Emissione semplice *Up&Down*, con una quantità di flusso luminoso maggiore nella parte superiore. Sorgente luminosa *Down* asimmetrica *Full Spectrum* di elevata qualità nella resa cromatica e perfetta omogeneità a livello funzionale con diffusione fino a 2 metri. Sorgente luminosa *Up* di CCT ad alto rendimento. Driver e presa a muro inclusi.
Controllo senza fili *Casambi* e mediante pulsantiera capacitiva *Touch Dimming* manuale integrata.
Conforme alla EN12464 - cd/m² @ 65°<3000.

Freestanding luminaire. Simple *Up&Down* emission, with greater light flux amounts in the upper part. High-quality colour rendering, perfectly homogeneous *Full Spectrum* asymmetric *Down* light source on the functional plane at distances of *Up* to 2 meters. *Tunable White* variable CCT *Up* light source. Driver and wall plug, included. *Casambi* wireless control and integrated manual *Touch Dimming* capacitive keypad.
EN12464 - cd/m² @ 65°<3000 compliant.

Optic Asymmetrical - 3000K

Touch Dimming
- ☐ Coming Soon
- ◪ Coming Soon
- ■ Coming Soon

Casambi
- ☐ Coming Soon
- ◪ Coming Soon
- ■ Coming Soon

EXTRA WIDE FLOOD

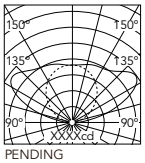

PENDING

Beam Angle:		XX°
h(m)	E(lx)	D(m)
1	XXX	XX
2	XXX	XX
3	XXX	XX
4	XXX	XX
5	XXX	XX

ASYMM.

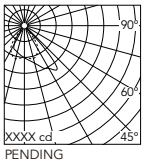

PENDING

Beam Angle:		XX°
h(m)	E(lx)	D(m)
1	XXX	XX
2	XXX	XX
3	XXX	XX
4	XXX	XX
5	XXX	XX

Optic Asymmetrical - 3500K

Touch Dimming
- ☐ Coming Soon
- ◪ Coming Soon
- ■ Coming Soon

Casambi
- ☐ Coming Soon
- ◪ Coming Soon
- ■ Coming Soon

EXTRA WIDE FLOOD

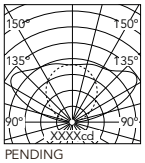

PENDING

Beam Angle:		XX°
h(m)	E(lx)	D(m)
1	XXX	XX
2	XXX	XX
3	XXX	XX
4	XXX	XX
5	XXX	XX

ASYMM.

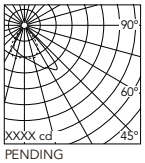

PENDING

Beam Angle:		XX°
h(m)	E(lx)	D(m)
1	XXX	XX
2	XXX	XX
3	XXX	XX
4	XXX	XX
5	XXX	XX

Optic Asymmetrical - 4000K

Touch Dimming
- ☐ Coming Soon
- ◪ Coming Soon
- ■ Coming Soon

Casambi
- ☐ Coming Soon
- ◪ Coming Soon
- ■ Coming Soon

EXTRA WIDE FLOOD

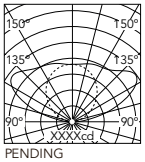

PENDING

Beam Angle:		XX°
h(m)	E(lx)	D(m)
1	XXX	XX
2	XXX	XX
3	XXX	XX
4	XXX	XX
5	XXX	XX

ASYMM.

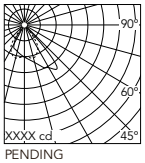

PENDING

Beam Angle:		XX°
h(m)	E(lx)	D(m)
1	XXX	XX
2	XXX	XX
3	XXX	XX
4	XXX	XX
5	XXX	XX

Workmates Floor Single Tunable White Smart

Coming Soon: Down: High Efficiency
Up: High Efficiency

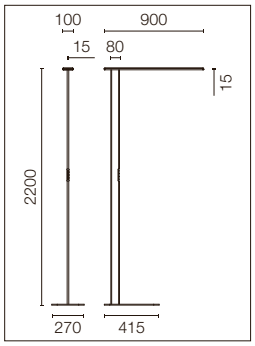

Apparecchio di illuminazione da terra. Emissione semplice *Up&Down*, con una quantità di flusso luminoso maggiore nella parte superiore. Sorgente luminosa *Down* asimmetrica ad alto rendimento e perfetta omogeneità a livello funzionale con diffusione fino a 2 metri. Sorgente luminosa *Up* di CCT ad alto rendimento. Driver e presa a muro inclusi. Versione Smart dotata di sensori di rilevamento della presenza e della luminosità integrati. Controllo senza fili *Casambi*. Drahtlose *Casambi*-Steuerung. Conforme alla EN12464 - cd/m² @ 65°<3000.

Freestanding luminaire. Simple *Up&Down* emission, with greater light flux amounts in the upper part. High-efficiency, perfectly homogeneous asymmetric *Down* light source on the functional plane at distances of *Up* to 2 meters. *Tunable White* variable CCT *Up* light source. Driver and wall plug, included. Smart version with integrated presence detection and brightness sensors. *Casambi* wireless control.
EN12464 - cd/m² @ 65°<3000 compliant.

Optic Asymmetrical - 3000K

Casambi

- Coming Soon
- Coming Soon
- Coming Soon

EXTRA WIDE FLOOD

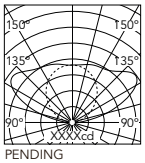

PENDING

Beam Angle: XX°

h(m)	E(lx)	D(m)
1	XXX	XX
2	XXX	XX
3	XXX	XX
4	XXX	XX
5	XXX	XX

ASYMM.

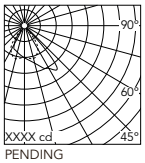

PENDING

Beam Angle: XX°

h(m)	E(lx)	D(m)
1	XXX	XX
2	XXX	XX
3	XXX	XX
4	XXX	XX
5	XXX	XX

Optic Asymmetrical - 3500K

Casambi

- Coming Soon
- Coming Soon
- Coming Soon

EXTRA WIDE FLOOD

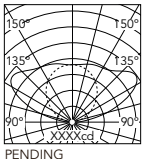

PENDING

Beam Angle: XX°

h(m)	E(lx)	D(m)
1	XXX	XX
2	XXX	XX
3	XXX	XX
4	XXX	XX
5	XXX	XX

ASYMM.

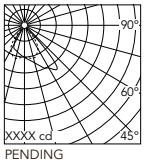

PENDING

Beam Angle: XX°

h(m)	E(lx)	D(m)
1	XXX	XX
2	XXX	XX
3	XXX	XX
4	XXX	XX
5	XXX	XX

Optic Asymmetrical - 4000K

Casambi

- Coming Soon
- Coming Soon
- Coming Soon

EXTRA WIDE FLOOD

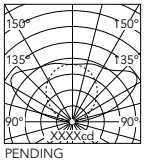

PENDING

Beam Angle: XX°

h(m)	E(lx)	D(m)
1	XXX	XX
2	XXX	XX
3	XXX	XX
4	XXX	XX
5	XXX	XX

ASYMM.

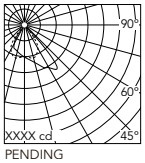

PENDING

Beam Angle: XX°

h(m)	E(lx)	D(m)
1	XXX	XX
2	XXX	XX
3	XXX	XX
4	XXX	XX
5	XXX	XX

PRE LIMI NARY

Workmates Floor Single Tunable White Smart

Coming Soon: Down: Full Spectrum
Up: High Efficiency

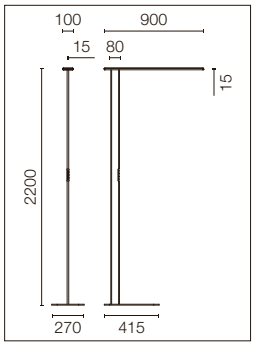

Apparecchio di illuminazione da terra. Emissione semplice *Up&Down*, con una quantità di flusso luminoso maggiore nella parte superiore. Sorgente luminosa *Down* asimmetrica *Full Spectrum* di elevata qualità nella resa cromatica e perfetta omogeneità a livello funzionale con diffusione fino a 2 metri. Sorgente luminosa *Up* di CCT ad alto rendimento. Driver e presa a muro inclusi.
Versione Smart dotata di sensori di rilevamento della presenza e della luminosità integrati. Controllo senza fili *Casambi*.
Conforme alla EN12464 - cd/m² @ 65º<3000.

Freestanding luminaire. Simple *Up&Down* emission, with greater light flux amounts in the upper part. High-quality colour rendering, perfectly homogeneous *Full Spectrum* asymmetric *Down* light source on the functional plane at distances of *Up* to 2 meters. *Tunable White* variable CCT *Up* light source. Driver and wall plug, included. Smart version with integrated presence detection and brightness sensors. *Casambi* wireless control. EN12464 - cd/m² @ 65º<3000 compliant.

Optic Asymmetrical - 3000K

Casambi

- Coming Soon
- Coming Soon
- Coming Soon

EXTRA WIDE FLOOD

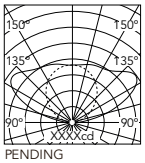

PENDING

Beam Angle: XX°

h(m)	E(lx)	D(m)
1	XXX	XX
2	XXX	XX
3	XXX	XX
4	XXX	XX
5	XXX	XX

ASYMM.

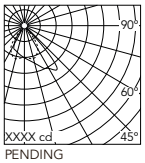

PENDING

Beam Angle: XX°

h(m)	E(lx)	D(m)
1	XXX	XX
2	XXX	XX
3	XXX	XX
4	XXX	XX
5	XXX	XX

Optic Asymmetrical - 3500K

Casambi

- Coming Soon
- Coming Soon
- Coming Soon

EXTRA WIDE FLOOD

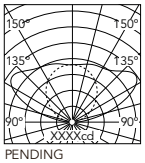

PENDING

Beam Angle: XX°

h(m)	E(lx)	D(m)
1	XXX	XX
2	XXX	XX
3	XXX	XX
4	XXX	XX
5	XXX	XX

ASYMM.

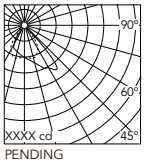

PENDING

Beam Angle: XX°

h(m)	E(lx)	D(m)
1	XXX	XX
2	XXX	XX
3	XXX	XX
4	XXX	XX
5	XXX	XX

Optic Asymmetrical - 4000K

Casambi

- Coming Soon
- Coming Soon
- Coming Soon

EXTRA WIDE FLOOD

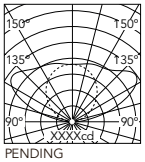

PENDING

Beam Angle: XX°

h(m)	E(lx)	D(m)
1	XXX	XX
2	XXX	XX
3	XXX	XX
4	XXX	XX
5	XXX	XX

ASYMM.

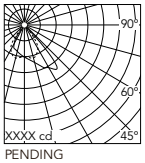

PENDING

Beam Angle: XX°

h(m)	E(lx)	D(m)
1	XXX	XX
2	XXX	XX
3	XXX	XX
4	XXX	XX
5	XXX	XX

Workmates Floor Double

Coming Soon: Down: High Efficiency
Up: High Efficiency

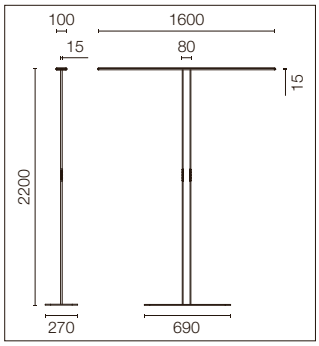

Apparecchio di illuminazione da terra. Emissione bidirezionale *Up&Down*, con quantità di flusso luminoso maggiore nella parte superiore. Sorgente luminosa *Down* asimmetrica ad alto rendimento e perfetta omogeneità a livello funzionale con diffusione fino a 2 metri. Sorgente luminosa *Up* ad alto rendimento. Driver e presa a muro inclusi. Controllo senza fili *Casambi* e mediante pulsantiera capacitiva *Touch Dimming* manuale integrata.
Conforme alla EN12464 - cd/m² @ 65º<3000.

Freestanding luminaire. Double *Up&Down* emission, with greater light flux amounts in the upper part. High-efficiency, perfectly homogeneous asymmetric *Down* light source on the functional plane at distances of *Up* to 2 meters. High-efficiency *Up* light source. Driver and wall plug, included. *Casambi* wireless control and integrated manual *Touch Dimming* capacitive keypad.
EN12464 - cd/m² @ 65º<3000 compliant.

Optic Asymmetrical - 3000K

Touch Dimming
- ☐ Coming Soon
- ◪ Coming Soon
- ■ Coming Soon

Casambi
- ☐ Coming Soon
- ◪ Coming Soon
- ■ Coming Soon

EXTRA WIDE FLOOD

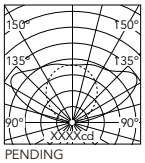

PENDING

Beam Angle:		XX°
h(m)	E(lx)	D(m)
1	XXX	XX
2	XXX	XX
3	XXX	XX
4	XXX	XX
5	XXX	XX

ASYMM.

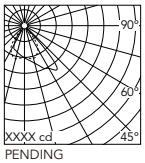

PENDING

Beam Angle:		XX°
h(m)	E(lx)	D(m)
1	XXX	XX
2	XXX	XX
3	XXX	XX
4	XXX	XX
5	XXX	XX

Optic Asymmetrical - 3500K

Touch Dimming
- ☐ Coming Soon
- ◪ Coming Soon
- ■ Coming Soon

Casambi
- ☐ Coming Soon
- ◪ Coming Soon
- ■ Coming Soon

EXTRA WIDE FLOOD

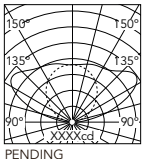

PENDING

Beam Angle:		XX°
h(m)	E(lx)	D(m)
1	XXX	XX
2	XXX	XX
3	XXX	XX
4	XXX	XX
5	XXX	XX

ASYMM.

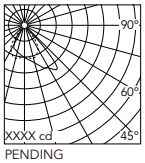

PENDING

Beam Angle:		XX°
h(m)	E(lx)	D(m)
1	XXX	XX
2	XXX	XX
3	XXX	XX
4	XXX	XX
5	XXX	XX

Optic Asymmetrical - 4000K

Touch Dimming
- ☐ Coming Soon
- ◪ Coming Soon
- ■ Coming Soon

Casambi
- ☐ Coming Soon
- ◪ Coming Soon
- ■ Coming Soon

EXTRA WIDE FLOOD

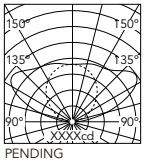

PENDING

Beam Angle:		XX°
h(m)	E(lx)	D(m)
1	XXX	XX
2	XXX	XX
3	XXX	XX
4	XXX	XX
5	XXX	XX

ASYMM.

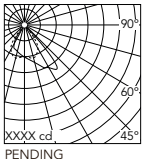

PENDING

Beam Angle:		XX°
h(m)	E(lx)	D(m)
1	XXX	XX
2	XXX	XX
3	XXX	XX
4	XXX	XX
5	XXX	XX

PRE LIMI NARY

Workmates Floor Double

Coming Soon: Down: Full Spectrum
Up: High Efficiency

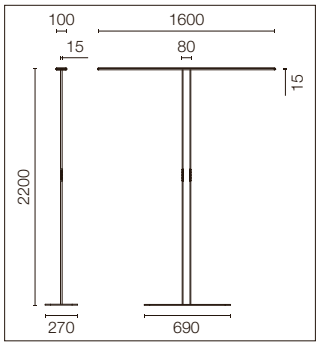

Apparecchio di illuminazione da terra. Emissione bidirezionale *Up&Down*, con quantità di flusso luminoso maggiore nella parte superiore. Sorgente luminosa *Down* asimmetrica *Full Spectrum* di elevata qualità nella resa cromatica e perfetta omogeneità a livello funzionale con diffusione fino a 2 metri. Sorgente luminosa *Up* ad alto rendimento. Driver e presa a muro inclusi.
Conforme alla EN12464 - cd/m² @ 65º<3000.

Freestanding luminaire. Double *Up&Down* emission, with greater light flux amounts in the upper part. High-quality colour rendering, perfectly homogeneous *Full Spectrum* asymmetric *Down* light source on the functional plane at distances of *Up* to 2 meters. High-efficiency *Up* light source. Driver and wall plug, included.
Casambi wireless control and integrated manual *Touch Dimming* capacitive keypad.
EN12464 - cd/m² @ 65º<3000 compliant.

Optic Asymmetrical - 3000K

Touch Dimming
- ☐ Coming Soon
- ◪ Coming Soon
- ■ Coming Soon

Casambi
- ☐ Coming Soon
- ◪ Coming Soon
- ■ Coming Soon

EXTRA WIDE FLOOD

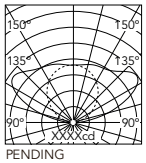

PENDING

Beam Angle:		XX°
h(m)	E(lx)	D(m)
1	XXX	XX
2	XXX	XX
3	XXX	XX
4	XXX	XX
5	XXX	XX

ASYMM.

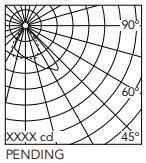

PENDING

Beam Angle:		XX°
h(m)	E(lx)	D(m)
1	XXX	XX
2	XXX	XX
3	XXX	XX
4	XXX	XX
5	XXX	XX

Optic Asymmetrical - 3500K

Touch Dimming
- ☐ Coming Soon
- ◪ Coming Soon
- ■ Coming Soon

Casambi
- ☐ Coming Soon
- ◪ Coming Soon
- ■ Coming Soon

EXTRA WIDE FLOOD

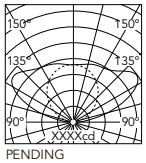

PENDING

Beam Angle:		XX°
h(m)	E(lx)	D(m)
1	XXX	XX
2	XXX	XX
3	XXX	XX
4	XXX	XX
5	XXX	XX

ASYMM.

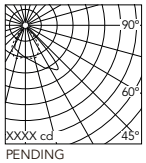

PENDING

Beam Angle:		XX°
h(m)	E(lx)	D(m)
1	XXX	XX
2	XXX	XX
3	XXX	XX
4	XXX	XX
5	XXX	XX

Optic Asymmetrical - 4000K

Touch Dimming
- ☐ Coming Soon
- ◪ Coming Soon
- ■ Coming Soon

Casambi
- ☐ Coming Soon
- ◪ Coming Soon
- ■ Coming Soon

EXTRA WIDE FLOOD

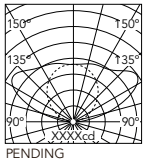

PENDING

Beam Angle:		XX°
h(m)	E(lx)	D(m)
1	XXX	XX
2	XXX	XX
3	XXX	XX
4	XXX	XX
5	XXX	XX

ASYMM.

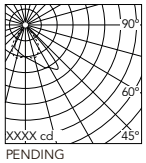

PENDING

Beam Angle:		XX°
h(m)	E(lx)	D(m)
1	XXX	XX
2	XXX	XX
3	XXX	XX
4	XXX	XX
5	XXX	XX

Workmates Floor Double Smart

Coming Soon: Down: High Efficiency
Up: High Efficiency

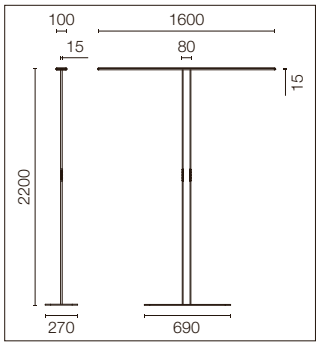

Apparecchio di illuminazione da terra. Emissione bidirezionale *Up&Down*, con quantità di flusso luminoso maggiore nella parte superiore. Sorgente luminosa *Down* asimmetrica ad alto rendimento e perfetta omogeneità a livello funzionale con diffusione fino a 2 metri. Sorgente luminosa *Up* ad alto rendimento. Driver e presa a muro inclusi. Versione Smart dotata di sensori di rilevamento della presenza e della luminosità integrati. Controllo senza fili *Casambi*. Conforme alla EN12464 - cd/m² @ 65º<3000.

Freestanding luminaire. Double *Up&Down* emission, with greater light flux amounts in the upper part. High-efficiency, perfectly homogeneous asymmetric *Down* light source on the functional plane at distances of *Up* to 2 meters. High-efficiency *Up* light source. Driver and wall plug, included. Smart version with integrated presence detection and brightness sensors. *Casambi* wireless control. EN12464 - cd/m² @ 65º<3000 compliant.

Optic Asymmetrical - 3000K

Casambi

- Coming Soon
- Coming Soon
- Coming Soon

EXTRA WIDE FLOOD

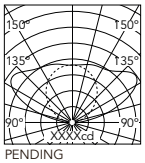

PENDING

Beam Angle:		XX°
h(m)	E(lx)	D(m)
1	XXX	XX
2	XXX	XX
3	XXX	XX
4	XXX	XX
5	XXX	XX

ASYMM.

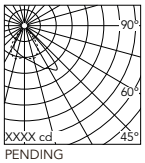

PENDING

Beam Angle:		XX°
h(m)	E(lx)	D(m)
1	XXX	XX
2	XXX	XX
3	XXX	XX
4	XXX	XX
5	XXX	XX

Optic Asymmetrical - 3500K

Casambi

- Coming Soon
- Coming Soon
- Coming Soon

EXTRA WIDE FLOOD

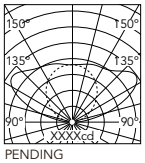

PENDING

Beam Angle:		XX°
h(m)	E(lx)	D(m)
1	XXX	XX
2	XXX	XX
3	XXX	XX
4	XXX	XX
5	XXX	XX

ASYMM.

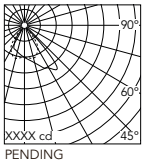

PENDING

Beam Angle:		XX°
h(m)	E(lx)	D(m)
1	XXX	XX
2	XXX	XX
3	XXX	XX
4	XXX	XX
5	XXX	XX

Optic Asymmetrical - 4000K

Casambi

- Coming Soon
- Coming Soon
- Coming Soon

EXTRA WIDE FLOOD

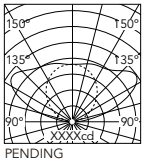

PENDING

Beam Angle:		XX°
h(m)	E(lx)	D(m)
1	XXX	XX
2	XXX	XX
3	XXX	XX
4	XXX	XX
5	XXX	XX

ASYMM.

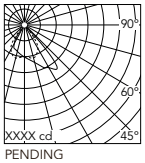

PENDING

Beam Angle:		XX°
h(m)	E(lx)	D(m)
1	XXX	XX
2	XXX	XX
3	XXX	XX
4	XXX	XX
5	XXX	XX

PRE LIMI NARY

Workmates Floor Double Smart

Coming Soon: Down: Full Spectrum
Up: High Efficiency

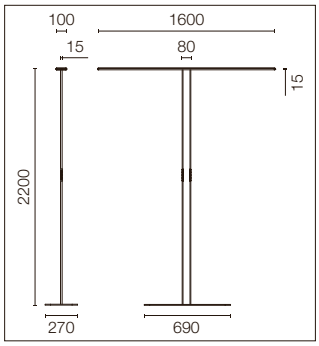

Apparecchio di illuminazione da terra. Emissione bidirezionale *Up&Down*, con quantità di flusso luminoso maggiore nella parte superiore. Sorgente luminosa *Down* asimmetrica *Full Spectrum* di elevata qualità nella resa cromatica e perfetta omogeneità a livello funzionale con diffusione fino a 2 metri. Sorgente luminosa *Up* ad alto rendimento. Driver e presa a muro inclusi.
Versione Smart dotata di sensori di rilevamento della presenza e della luminosità integrati. Controllo senza fili *Casambi*.
Conforme alla EN12464 - cd/m² @ 65°<3000.

Freestanding luminaire. Double *Up&Down* emission, with greater light flux amounts in the upper part. High-quality colour rendering, perfectly homogeneous *Full Spectrum* asymmetric *Down* light source on the functional plane at distances of *Up* to 2 meters. High-efficiency *Up* light source. Driver and wall plug, included.
Smart version with integrated presence detection and brightness sensors. *Casambi* wireless control.
EN12464 - cd/m² @ 65°<3000 compliant.

Optic Asymmetrical - 3000K

Casambi

- Coming Soon
- Coming Soon
- Coming Soon

EXTRA WIDE FLOOD

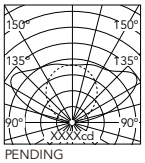

PENDING

Beam Angle: XX°

h(m)	E(lx)	D(m)
1	XXX	XX
2	XXX	XX
3	XXX	XX
4	XXX	XX
5	XXX	XX

ASYMM.

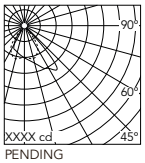

PENDING

Beam Angle: XX°

h(m)	E(lx)	D(m)
1	XXX	XX
2	XXX	XX
3	XXX	XX
4	XXX	XX
5	XXX	XX

Optic Asymmetrical - 3500K

Casambi

- Coming Soon
- Coming Soon
- Coming Soon

EXTRA WIDE FLOOD

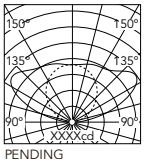

PENDING

Beam Angle: XX°

h(m)	E(lx)	D(m)
1	XXX	XX
2	XXX	XX
3	XXX	XX
4	XXX	XX
5	XXX	XX

ASYMM.

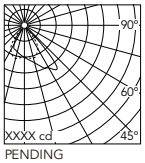

PENDING

Beam Angle: XX°

h(m)	E(lx)	D(m)
1	XXX	XX
2	XXX	XX
3	XXX	XX
4	XXX	XX
5	XXX	XX

Optic Asymmetrical - 4000K

Casambi

- Coming Soon
- Coming Soon
- Coming Soon

EXTRA WIDE FLOOD

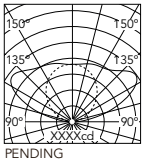

PENDING

Beam Angle: XX°

h(m)	E(lx)	D(m)
1	XXX	XX
2	XXX	XX
3	XXX	XX
4	XXX	XX
5	XXX	XX

ASYMM.

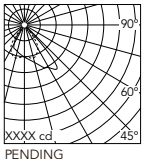

PENDING

Beam Angle: XX°

h(m)	E(lx)	D(m)
1	XXX	XX
2	XXX	XX
3	XXX	XX
4	XXX	XX
5	XXX	XX

Workmates Floor Double Tunable White

Coming Soon: Down: High Efficiency
Up: High Efficiency

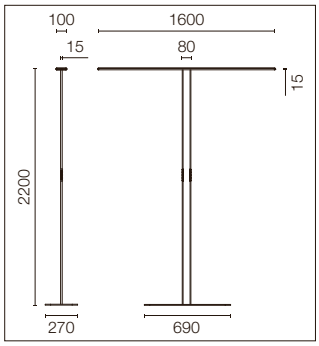

Apparecchio di illuminazione da terra. Emissione bidirezionale *Up&Down*, con quantità di flusso luminoso maggiore nella parte superiore. Sorgente luminosa *Down* asimmetrica ad alto rendimento e perfetta omogeneità a livello funzionale con diffusione fino a 2 metri. Sorgente luminosa *Up* di CCT ad alto rendimento. Driver e presa a muro inclusi. Controllo senza fili *Casambi* e mediante pulsantiera capacitiva *Touch Dimming* manuale integrata. Conforme alla EN12464 - cd/m² @ 65º<3000.

Freestanding luminaire. Double *Up&Down* emission, with greater light flux amounts in the upper part. High-efficiency, perfectly homogeneous asymmetric *Down* light source on the functional plane at distances of *Up* to 2 meters. *Tunable White* variable CCT *Up* light source. Driver and wall plug, included. *Casambi* wireless control and integrated manual *Touch Dimming* capacitive keypad. EN12464 - cd/m² @ 65º<3000 compliant.

Optic Asymmetrical - 3000K

Touch Dimming
- ☐ Coming Soon
- ◪ Coming Soon
- ■ Coming Soon

Casambi
- ☐ Coming Soon
- ◪ Coming Soon
- ■ Coming Soon

EXTRA WIDE FLOOD

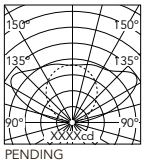

PENDING

Beam Angle: XX°

h(m)	E(lx)	D(m)
1	XXX	XX
2	XXX	XX
3	XXX	XX
4	XXX	XX
5	XXX	XX

ASYMM.

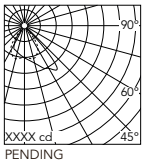

PENDING

Beam Angle: XX°

h(m)	E(lx)	D(m)
1	XXX	XX
2	XXX	XX
3	XXX	XX
4	XXX	XX
5	XXX	XX

Optic Asymmetrical - 3500K

Touch Dimming
- ☐ Coming Soon
- ◪ Coming Soon
- ■ Coming Soon

Casambi
- ☐ Coming Soon
- ◪ Coming Soon
- ■ Coming Soon

EXTRA WIDE FLOOD

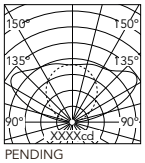

PENDING

Beam Angle: XX°

h(m)	E(lx)	D(m)
1	XXX	XX
2	XXX	XX
3	XXX	XX
4	XXX	XX
5	XXX	XX

ASYMM.

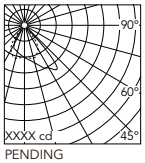

PENDING

Beam Angle: XX°

h(m)	E(lx)	D(m)
1	XXX	XX
2	XXX	XX
3	XXX	XX
4	XXX	XX
5	XXX	XX

Optic Asymmetrical - 4000K

Touch Dimming
- ☐ Coming Soon
- ◪ Coming Soon
- ■ Coming Soon

Casambi
- ☐ Coming Soon
- ◪ Coming Soon
- ■ Coming Soon

EXTRA WIDE FLOOD

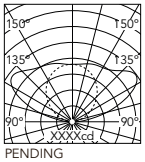

PENDING

Beam Angle: XX°

h(m)	E(lx)	D(m)
1	XXX	XX
2	XXX	XX
3	XXX	XX
4	XXX	XX
5	XXX	XX

ASYMM.

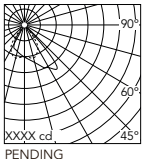

PENDING

Beam Angle: XX°

h(m)	E(lx)	D(m)
1	XXX	XX
2	XXX	XX
3	XXX	XX
4	XXX	XX
5	XXX	XX

PRE LIMI NARY

Workmates Floor Double Tunable White

Coming Soon: Down: Full Spectrum
Up: High Efficiency

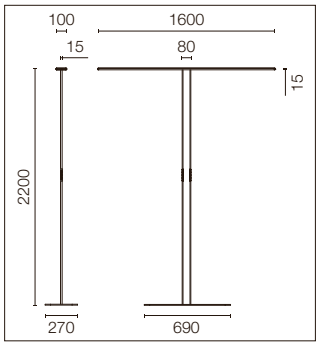

Apparecchio di illuminazione da terra. Emissione bidirezionale *Up&Down*, con quantità di flusso luminoso maggiore nella parte superiore. Sorgente luminosa *Down* asimmetrica *Full Spectrum* di elevata qualità nella resa cromatica e perfetta omogeneità a livello funzionale con diffusione fino a 2 metri. Sorgente luminosa *Up* di CCT ad alto rendimento. Driver e presa a muro inclusi.
Controllo senza fili *Casambi* e mediante pulsantiera capacitiva *Touch Dimming* manuale integrata.
Conforme alla EN12464 - cd/m² @ 65º<3000.

Freestanding luminaire. Double *Up&Down* emission, with greater light flux amounts in the upper part. High-quality colour rendering, perfectly homogeneous *Full Spectrum* asymmetric *Down* light source on the functional plane at distances of *Up* to 2 meters. *Tunable White* variable CCT *Up* light source. Driver and wall plug, included. *Casambi* wireless control and integrated manual *Touch Dimming* capacitive keypad
EN12464 - cd/m² @ 65º<3000 compliant.

Optic Asymmetrical - 3000K

Touch Dimming
- ☐ Coming Soon
- ◪ Coming Soon
- ■ Coming Soon

Casambi
- ☐ Coming Soon
- ◪ Coming Soon
- ■ Coming Soon

EXTRA WIDE FLOOD

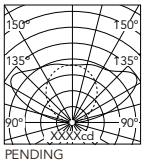

PENDING

Beam Angle: XX°

h(m)	E(lx)	D(m)
1	XXX	XX
2	XXX	XX
3	XXX	XX
4	XXX	XX
5	XXX	XX

ASYMM.

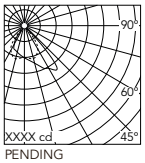

PENDING

Beam Angle: XX°

h(m)	E(lx)	D(m)
1	XXX	XX
2	XXX	XX
3	XXX	XX
4	XXX	XX
5	XXX	XX

Optic Asymmetrical - 3500K

Touch Dimming
- ☐ Coming Soon
- ◪ Coming Soon
- ■ Coming Soon

Casambi
- ☐ Coming Soon
- ◪ Coming Soon
- ■ Coming Soon

EXTRA WIDE FLOOD

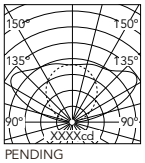

PENDING

Beam Angle: XX°

h(m)	E(lx)	D(m)
1	XXX	XX
2	XXX	XX
3	XXX	XX
4	XXX	XX
5	XXX	XX

ASYMM.

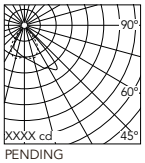

PENDING

Beam Angle: XX°

h(m)	E(lx)	D(m)
1	XXX	XX
2	XXX	XX
3	XXX	XX
4	XXX	XX
5	XXX	XX

Optic Asymmetrical - 4000K

Touch Dimming
- ☐ Coming Soon
- ◪ Coming Soon
- ■ Coming Soon

Casambi
- ☐ Coming Soon
- ◪ Coming Soon
- ■ Coming Soon

EXTRA WIDE FLOOD

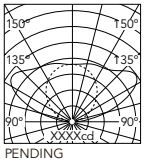

PENDING

Beam Angle: XX°

h(m)	E(lx)	D(m)
1	XXX	XX
2	XXX	XX
3	XXX	XX
4	XXX	XX
5	XXX	XX

ASYMM.

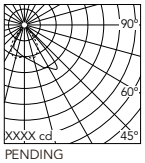

PENDING

Beam Angle: XX°

h(m)	E(lx)	D(m)
1	XXX	XX
2	XXX	XX
3	XXX	XX
4	XXX	XX
5	XXX	XX

Workmates Floor Double Tunable White Smart

Coming Soon: Down: High Efficiency
Up: High Efficiency

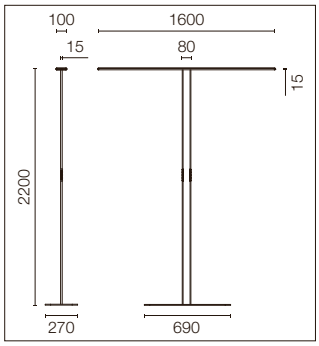

Apparecchio di illuminazione da terra. Emissione bidirezionale *Up&Down*, con quantità di flusso luminoso maggiore nella parte superiore. Sorgente luminosa *Down* asimmetrica ad alto rendimento e perfetta omogeneità a livello funzionale con diffusione fino a 2 metri. Sorgente luminosa *Up* di CCT ad alto rendimento. Driver e presa a muro inclusi. Versione Smart dotata di sensori di rilevamento della presenza e della luminosità integrati. Controllo senza fili *Casambi*. Conforme alla EN12464 - cd/m² @ 65º<3000.

Freestanding luminaire. Double *Up&Down* emission, with greater light flux amounts in the upper part. High-efficiency, perfectly homogeneous asymmetric *Down* light source on the functional plane at distances of *Up* to 2 meters. *Tunable White* variable CCT *Up* light source. Driver and wall plug, included. Smart version with integrated presence detection and brightness sensors. *Casambi* wireless control.
EN12464 - cd/m² @ 65º<3000 compliant.

Optic Asymmetrical - 3000K

Casambi

- Coming Soon
- Coming Soon
- Coming Soon

EXTRA WIDE FLOOD

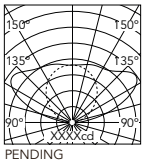

PENDING

Beam Angle: XX°

h(m)	E(lx)	D(m)
1	XXX	XX
2	XXX	XX
3	XXX	XX
4	XXX	XX
5	XXX	XX

ASYMM.

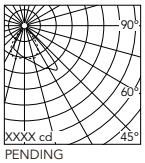

PENDING

Beam Angle: XX°

h(m)	E(lx)	D(m)
1	XXX	XX
2	XXX	XX
3	XXX	XX
4	XXX	XX
5	XXX	XX

Optic Asymmetrical - 3500K

Casambi

- Coming Soon
- Coming Soon
- Coming Soon

EXTRA WIDE FLOOD

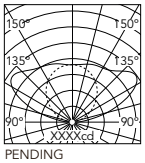

PENDING

Beam Angle: XX°

h(m)	E(lx)	D(m)
1	XXX	XX
2	XXX	XX
3	XXX	XX
4	XXX	XX
5	XXX	XX

ASYMM.

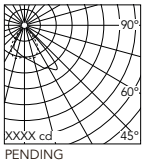

PENDING

Beam Angle: XX°

h(m)	E(lx)	D(m)
1	XXX	XX
2	XXX	XX
3	XXX	XX
4	XXX	XX
5	XXX	XX

Optic Asymmetrical - 4000K

Casambi

- Coming Soon
- Coming Soon
- Coming Soon

EXTRA WIDE FLOOD

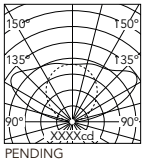

PENDING

Beam Angle: XX°

h(m)	E(lx)	D(m)
1	XXX	XX
2	XXX	XX
3	XXX	XX
4	XXX	XX
5	XXX	XX

ASYMM.

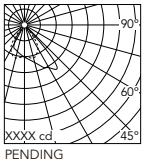

PENDING

Beam Angle: XX°

h(m)	E(lx)	D(m)
1	XXX	XX
2	XXX	XX
3	XXX	XX
4	XXX	XX
5	XXX	XX

PRE LIMI NARY

Workmates Floor Double Tunable White Smart

Coming Soon: Down: Full Spectrum
Up: High Efficiency

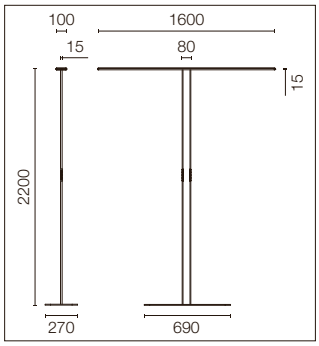

Apparecchio di illuminazione da terra. Emissione bidirezionale *Up&Down*, con quantità di flusso luminoso maggiore nella parte superiore. Sorgente luminosa *Down* asimmetrica *Full Spectrum* di elevata qualità nella resa cromatica e perfetta omogeneità a livello funzionale con diffusione fino a 2 metri. Sorgente luminosa *Up* di CCT ad alto rendimento. Driver e presa a muro inclusi.
Versione Smart dotata di sensori di rilevamento della presenza e della luminosità integrati. Controllo senza fili *Casambi*.
Conforme alla EN12464 - cd/m² @ 65º<3000.

Freestanding luminaire. Double *Up&Down* emission, with greater light flux amounts in the upper part. High-quality colour rendering, perfectly homogeneous *Full Spectrum* asymmetric *Down* light source on the functional plane at distances of *Up* to 2 meters. *Tunable White* variable CCT *Up* light source. Driver and wall plug, included. Smart version with integrated presence detection and brightness sensors. *Casambi* wireless control. EN12464 - cd/m² @ 65º<3000 compliant.

Optic Asymmetrical - 3000K

Casambi

- Coming Soon
- Coming Soon
- Coming Soon

EXTRA WIDE FLOOD

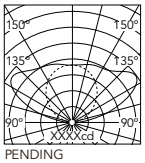

PENDING

Beam Angle:		XX°
h(m)	E(lx)	D(m)
1	XXX	XX
2	XXX	XX
3	XXX	XX
4	XXX	XX
5	XXX	XX

ASYMM.

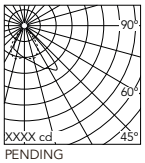

PENDING

Beam Angle:		XX°
h(m)	E(lx)	D(m)
1	XXX	XX
2	XXX	XX
3	XXX	XX
4	XXX	XX
5	XXX	XX

Optic Asymmetrical - 3500K

Casambi

- Coming Soon
- Coming Soon
- Coming Soon

EXTRA WIDE FLOOD

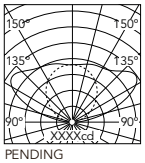

PENDING

Beam Angle:		XX°
h(m)	E(lx)	D(m)
1	XXX	XX
2	XXX	XX
3	XXX	XX
4	XXX	XX
5	XXX	XX

ASYMM.

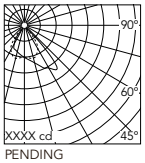

PENDING

Beam Angle:		XX°
h(m)	E(lx)	D(m)
1	XXX	XX
2	XXX	XX
3	XXX	XX
4	XXX	XX
5	XXX	XX

Optic Asymmetrical - 4000K

Casambi

- Coming Soon
- Coming Soon
- Coming Soon

EXTRA WIDE FLOOD

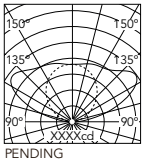

PENDING

Beam Angle:		XX°
h(m)	E(lx)	D(m)
1	XXX	XX
2	XXX	XX
3	XXX	XX
4	XXX	XX
5	XXX	XX

ASYMM.

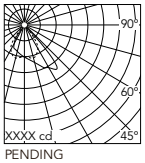

PENDING

Beam Angle:		XX°
h(m)	E(lx)	D(m)
1	XXX	XX
2	XXX	XX
3	XXX	XX
4	XXX	XX
5	XXX	XX

LIGHT SHADOW

DESIGNED BY FLOS ARCHITECTURAL

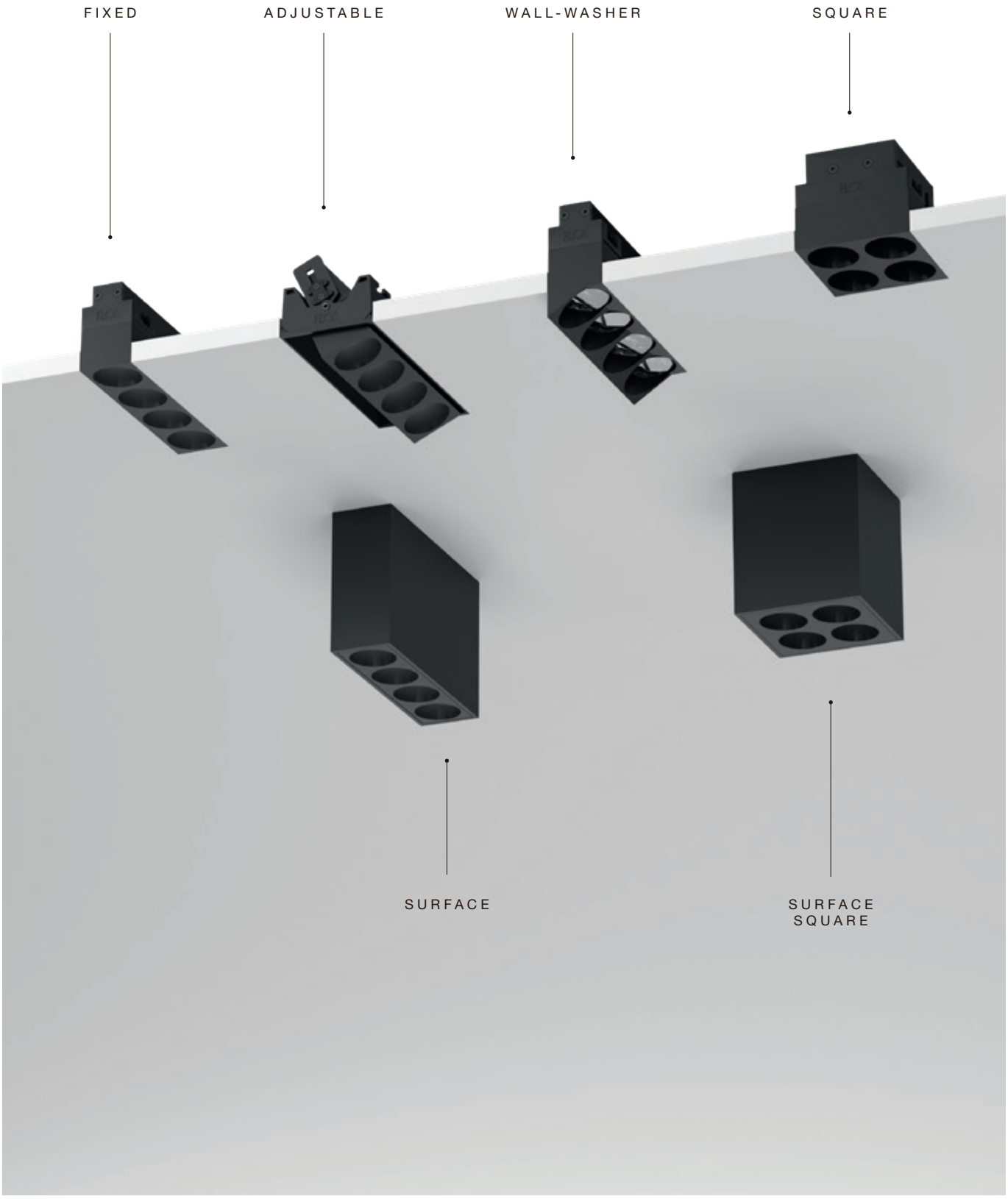

Descrizione
Apparecchio di illuminazione per interni, a incasso e a superficie. Grazie alle sue principali caratteristiche (dimensioni ridotte, resa e grande schermatura) si riescono a integrare totalmente negli spazi con grande facilità.
La famiglia nasce dalla necessità di un apparecchio di illuminazione compatto e di facile installazione, con lo stile distintivo di Flos, in grado di produrre un'illuminazione ad alta efficienza e rispettando al contempo i più elevati standard di comfort visivo, in versioni con corpi di schermatura neri.
- Versioni a incasso fisse e regolabili: 2/4/8/12 spot (Trim/ No Trim).
- Versioni fissa a superficie: 4 spots.
- Versione wall-washer: 4 spots (Trim / No Trim).
La famiglia viene offerta con ottiche di super accento, accento e illuminazione generale.
Per trovare soluzioni in ambienti più decorativi, è stata sviluppata la seguente gamma di colori con combinazioni di finiture dipinte interne ed esterne:
- finiture esterne: bianco e nero.
- finiture interne: bianco, acciaio, rame e nero (elevato comfort ottico).
- box esterno della versione di superficie: nero, bianco, acciaio spazzolato, bronzo spazzolato, rame spazzolato e teak.

Unità di Alimentazione
Disponibili versioni DALI, Mains Dim e Casambi.
Vedi modelli.
Disponibili versioni a 110V su ordinazione.

Accessori
Per la versione No Trim, è necessaria una cornice in aluminio per la preinstallazione nel controsoffitto. Da ordinare separatamente (non necessario per la versione Trim).

Informazioni Aggiuntive
La versione No Trim è stata progettata per installazione su pannelli di cartongesso di spessore 12,5 mm.
Grado di protezione IP20, IP23, IP44, IP55 a seconda delle versioniz.
Classe di isolamento II.
Adatti ad installazioni su superfici normalmente infiammabili.
Prodotti per l'alimentazione dimmerabile – Consigliamo la lettura del capitolo sul driver per conoscere i casi di declinazione di responsabilità in materia di alimentatori dimmerabili.

Prima di effettuare l'ordine, si consiglia di informarsi per bene sulle caratteristiche del prodotto che non sono state incluse in questo catalogo e che possono essere determinanti per il suo progetto di installazione, consultando la pagina web di Flos per professionisti, la scheda tecnica del prodotto e le istruzioni per la sua installazione e montaggio.

Conformità e Marchi di Qualità
Apparecchio conforme alla Normativa Tecnica Europea EN60598-1 e relative parti seconde.

Description
Indoor, embedded and surface luminaires.
Due to their main qualities (reduced size, high performance and great screening), they facilitate total integration into spaces.
The family was born of the need for a compact, easy-to-install luminaire, with the distinctive Flos style, able to produce high efficiency lighting, while respecting the highest standards of visual comfort, in versions with black screening bodies.
- Fixed and adjustable embedded versions: 2/4/8/12 spots (Trim/No Trim).
- Fixed surface versions: 4 spots.
- Wall-washer version: 4 spots (Trim / No Trim).
The family is offered with super accented, accented and general lighting optics.
For solutions in more decorative settings, the following range of colours has been developed, with a combination of interior and exterior painted finishes:
- exterior finishes: black and white.
- interior finishes: white, steel, bronze, copper and black (high comfort optics).
- outdoor box surface version: black, white, brushed steel, brushed bronze, brushed copper and teak.

Power Supply
DALI, Mains Dim and Casambi versions available. See models.
Versions with 110V equipment available upon request.

Accessories
For the No Trim version, pre-installation frame in aluminium for false ceiling installation. It needs to be ordered separately (not necessary for Trim version).

Additional Information
No Trim version has been designed for 12.5 mm thick plasterboard installation.
IP20, IP23, IP44, IP55 protection grade depending on the versions.
Insulation class II.
Suitable for installation on normally inflammable surfaces.
Mains Dimming Products – Please read Mains Dimming disclaimer in drivers chapter.

Before placing your order, please consult the product details also on the Flos professional website, in its technical data sheet and in the installation and assembly instructions to find all the information that may not be included in this catalogue or that could be relevant to your specific project or installation.

Standard Compliance and Quality Marks
EN60598-1 European Technical Standards and any subsequent additions.

Trim | No Trim | Surface | Continuous Line

FIXED
TRIM/NO TRIM
2 SPOTS*

ADJUSTABLE
TRIM/NO TRIM
2 SPOTS*

FIXED
TRIM/NO TRIM
4 SPOTS

ADJUSTABLE
TRIM / NO TRIM
4 SPOTS

FIXED
TRIM/NO TRIM
4 SPOTS SQUARE

FIXED
TRIM/NO TRIM
8 SPOTS**

ADJUSTABLE
TRIM/NO TRIM
8 SPOTS**

FIXED
TRIM/NO TRIM
12 SPOTS**

ADJUSTABLE
TRIM/NO TRIM
12 SPOTS**

WALL-WASHER
TRIM/NO TRIM
4 SPOTS

SURFACE
4 SPOTS

SURFACE
4 SPOTS SQUARE**

LIGHT SOURCE
POWER LED
No dimmable/Dimmable
2,7W x Spot
270 lm x Spot
2700K/CRI 90
285 lm x Spot
3000K/CRI 90

LIGHT SOURCE
POWER LED
*No dimmable/Dimmable
3,5W x Spot
270 lm x Spot
2700K/CRI 90
285 lm x Spot
3000K/CRI 90

LIGHT SOURCE
POWER LED
**Mains dimming
2,3W x Spot
225 lm x Spot
2700K/CRI 90
238 lm x Spot
3000K/CRI 90

Internal Finish

Light Shadow Fixed / Fixed Square
Adjustable / Surface / Surface Square

HIGH COMFORT

Bianco
White

Nero
Black

Rame
Copper

Acciaio
Steel

Bronzo
Bronze

External Plate Finish

Light Shadow Fixed / Fixed Square
Adjustable / Surface / Surface Square

Bianco
White

Nero
Black

External Plate Finish

Light Shadow Wall-Washer

Bianco
White

Nero
Black

Box Finish

Light Shadow Surface / Surface Square

Bianco
White

Nero
Black

Rame Spazzolato
Brushed Copper

Acciaio Spazzolato
Brushed Steel

Bronzo Spazzolato
Brushed Bronze



Teck
Teak

Light Shadow for The Running Magnet

LIGHT SHADOW

LIGHT SHADOW
WALL-WASHER

Vedere la collezione The Running Magnet / See The Running Magnet collection

Light Shadow Fixed Trim 2 Spots

Light Source: Power LED DC 900 mA 7W - 540 lm - 2700K/CRI 90 / 7W - 570 lm - 3000K/CRI 90

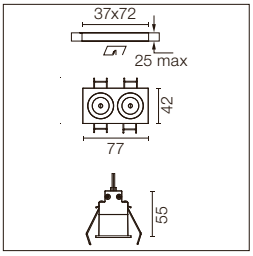

Apparecchio per illuminazione da incasso con 2 spot LED. Alimentazione remota inclusa (220-240V). Non richiede cornice di pre-installazione.

E= Finitura Esterna
I= Finitura Interna

Recessed integrated luminaire with 2 LED lighting spots. Remote power supply included (220-240V). Pre-installation frame not required.

E= External Finish
I= Internal Finish

Optic Spot 2700K

E I

Non Dimmable
03.8820.40A
03.8820.14A
Dali Version
03.8820.40BDA
03.8820.14BDA
Mains Dimming
03.8820.40ANI
03.8820.14ANI
Casambi
03.8820.40ACB
03.8820.14ACB
Non Dimmable
03.8821.40A
03.8821.14A
Dali Version
03.8821.40BDA
03.8821.14BDA
Mains Dimming
03.8821.40ANI
03.8821.14ANI
Casambi
03.8821.40ACB
03.8821.14ACB
Non Dimmable
05.1000.40A
05.1000.14A
Dali Version
05.1000.40BDA
05.1000.14BDA
Mains Dimming
05.1000.40ANI
05.1000.14ANI
Casambi
05.1000.40ACB
05.1000.14ACB
Non Dimmable
05.1001.40A
05.1001.14A
Dali Version
05.1001.40BDA
05.1001.14BDA
Mains Dimming
05.1001.40ANI
05.1001.14ANI
Casambi
05.1001.40ACB
05.1001.14ACB
Non Dimmable
05.1002.40A
05.1002.14A
Dali Version
05.1002.40BDA
05.1002.14BDA
Mains Dimming
05.1002.40ANI
05.1002.14ANI
Casambi
05.1002.40ACB
05.1002.14ACB

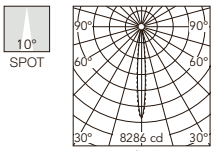

Luminous flux luminaire
453 lm (EXTREME CUT OFF)

@White (40)

Beam Angle: 10°

h(m)	E(lx)	D(m)
1	8286	0.17
2	2071	0.35
3	921	0.52
4	518	0.70
5	331	0.87

Optic Spot 3000K

E I

Non Dimmable
03.8824.40A
03.8824.14A
Dali Version
03.8824.40BDA
03.8824.14BDA
Mains Dimming
03.8824.40ANI
03.8824.14ANI
Casambi
03.8824.40ACB
03.8824.14ACB
Non Dimmable
03.8825.40A
03.8825.14A
Dali Version
03.8825.40BDA
03.8825.14BDA
Mains Dimming
03.8825.40ANI
03.8825.14ANI
Casambi
03.8825.40ACB
03.8825.14ACB
Non Dimmable
05.1005.40A
05.1005.14A
Dali Version
05.1005.40BDA
05.1005.14BDA
Mains Dimming
05.1005.40ANI
05.1005.14ANI
Casambi
05.1005.40ACB
05.1005.14ACB
Non Dimmable
05.1006.40A
05.1006.14A
Dali Version
05.1006.40BDA
05.1006.14BDA
Mains Dimming
05.1006.40ANI
05.1006.14ANI
Casambi
05.1006.40ACB
05.1006.14ACB
Non Dimmable
05.1007.40A
05.1007.14A
Dali Version
05.1007.40BDA
05.1007.14BDA
Mains Dimming
05.1007.40ANI
05.1007.14ANI
Casambi
05.1007.40ACB
05.1007.14ACB

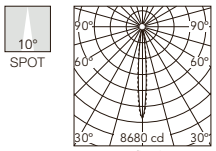

Luminous flux luminaire
475 lm (EXTREME CUT OFF)

@White (40)

Beam Angle: 10°

h(m)	E(lx)	D(m)
1	8680	0.17
2	2170	0.35
3	964	0.52
4	543	0.70
5	347	0.87

Optic Medium 2700K

E I

Non Dimmable
03.9100.40A
03.9100.14A

Dali Version
03.9100.40BDA
03.9100.14BDA

Mains Dimming
03.9100.40ANI
03.9100.14ANI

Casambi
03.9100.40ACB
03.9100.14ACB

Non Dimmable
03.9101.40A
03.9101.14A

Dali Version
03.9101.40BDA
03.9101.14BDA

Mains Dimming
03.9101.40ANI
03.9101.14ANI

Casambi
03.9101.40ACB
03.9101.14ACB

Non Dimmable
05.1010.40A
05.1010.14A

Dali Version
05.1010.40BDA
05.1010.14BDA

Mains Dimming
05.1010.40ANI
05.1010.14ANI

Casambi
05.1010.40ACB
05.1010.14ACB

Non Dimmable
05.1011.40A
05.1011.14A

Dali Version
05.1011.40BDA
05.1011.14BDA

Mains Dimming
05.1011.40ANI
05.1011.14ANI

Casambi
05.1011.40ACB
05.1011.14ACB

Non Dimmable
05.1012.40A
05.1012.14A

Dali Version
05.1012.40BDA
05.1012.14BDA

Mains Dimming
05.1012.40ANI
05.1012.14ANI

Casambi
05.1012.40ACB
05.1012.14ACB

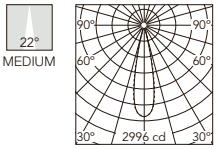

Luminous flux luminaire
448 lm (EXTREME CUT OFF)

@White (40)

Beam Angle: 22°

h(m)	E(lx)	D(m)
1	2996	0.39
2	749	0.78
3	333	1.17
4	187	1.56
5	120	1.95

Optic Medium 3000K

E I

Non Dimmable
03.9110.40A
03.9110.14A

Dali Version
03.9110.40BDA
03.9110.14BDA

Mains Dimming
03.9110.40ANI
03.9110.14ANI

Casambi
03.9110.40ACB
03.9110.14ACB

Non Dimmable
03.9111.40A
03.9111.14A

Dali Version
03.9111.40BDA
03.9111.14BDA

Mains Dimming
03.9111.40ANI
03.9111.14ANI

Casambi
03.9111.40ACB
03.9111.14ACB

Non Dimmable
05.1015.40A
05.1015.14A

Dali Version
05.1015.40BDA
05.1015.14BDA

Mains Dimming
05.1015.40ANI
05.1015.14ANI

Casambi
05.1015.40ACB
05.1015.14ACB

Non Dimmable
05.1016.40A
05.1016.14A

Dali Version
05.1016.40BDA
05.1016.14BDA

Mains Dimming
05.1016.40ANI
05.1016.14ANI

Casambi
05.1016.40ACB
05.1016.14ACB

Non Dimmable
05.1017.40A
05.1017.14A

Dali Version
05.1017.40BDA
05.1017.14BDA

Mains Dimming
05.1017.40ANI
05.1017.14ANI

Casambi
05.1017.40ACB
05.1017.14ACB

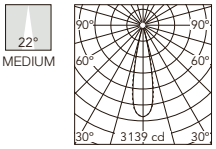

Luminous flux luminaire
470 lm (EXTREME CUT OFF)

@White (40)

Beam Angle: 22°

h(m)	E(lx)	D(m)
1	3139	0.39
2	785	0.78
3	349	1.17
4	196	1.56
5	126	1.95

Light Shadow Fixed Trim 2 Spots

Light Source: Power LED DC 900 mA 7W - 540 lm - 2700K/CRI 90 / 7W - 570 lm - 3000K/CRI 90

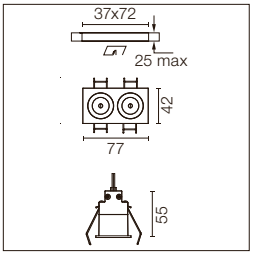

Apparecchio per illuminazione da incasso con 2 spot LED. Alimentazione remota inclusa (220-240V). Non richiede cornice di pre-installazione.

E= Finitura Esterna
I= Finitura Interna

Recessed integrated luminaire with 2 LED lighting spots. Remote power supply included (220-240V). Pre-installation frame not required.

E= External Finish
I= Internal Finish

Optic Flood 2700K

E I

Non Dimmable
03.9105.40A
03.9105.14A

Dali Version
03.9105.40BDA
03.9105.14BDA

Mains Dimming
03.9105.40ANI
03.9105.14ANI

Casambi
03.9105.40ACB
03.9105.14ACB

Non Dimmable
03.9106.40A
03.9106.14A

Dali Version
03.9106.40BDA
03.9106.14BDA

Mains Dimming
03.9106.40ANI
03.9106.14ANI

Casambi
03.9106.40ACB
03.9106.14ACB

Non Dimmable
05.1020.40A
05.1020.14A

Dali Version
05.1020.40BDA
05.1020.14BDA

Mains Dimming
05.1020.40ANI
05.1020.14ANI

Casambi
05.1020.40ACB
05.1020.14ACB

Non Dimmable
05.1021.40A
05.1021.14A

Dali Version
05.1021.40BDA
05.1021.14BDA

Mains Dimming
05.1021.40ANI
05.1021.14ANI

Casambi
05.1021.40ACB
05.1021.14ACB

Non Dimmable
05.1022.40A
05.1022.14A

Dali Version
05.1022.40BDA
05.1022.14BDA

Mains Dimming
05.1022.40ANI
05.1022.14ANI

Casambi
05.1022.40ACB
05.1022.14ACB

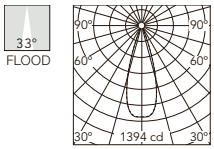

Luminous flux luminaire
447 lm (EXTREME CUT OFF)

@White (40)

Beam Angle: 33°

h(m)	E(lx)	D(m)
1	1392	0.59
2	348	1.18
3	155	1.78
4	87	2.37
5	56	2.96

Optic Flood 3000K

E I

Non Dimmable
03.9115.40A
03.9115.14A

Dali Version
03.9115.40BDA
03.9115.14BDA

Mains Dimming
03.9115.40ANI
03.9115.14ANI

Casambi
03.9115.40ACB
03.9115.14ACB

Non Dimmable
03.9116.40A
03.9116.14A

Dali Version
03.9116.40BDA
03.9116.14BDA

Mains Dimming
03.9116.40ANI
03.9116.14ANI

Casambi
03.9116.40ACB
03.9116.14ACB

Non Dimmable
05.1025.40A
05.1025.14A

Dali Version
05.1025.40BDA
05.1025.14BDA

Mains Dimming
05.1025.40ANI
05.1025.14ANI

Casambi
05.1025.40ACB
05.1025.14ACB

Non Dimmable
05.1026.40A
05.1026.14A

Dali Version
05.1026.40BDA
05.1026.14BDA

Mains Dimming
05.1026.40ANI
05.1026.14ANI

Casambi
05.1026.40ACB
05.1026.14ACB

Non Dimmable
05.1027.40A
05.1027.14A

Dali Version
05.1027.40BDA
05.1027.14BDA

Mains Dimming
05.1027.40ANI
05.1027.14ANI

Casambi
05.1027.40ACB
05.1027.14ACB

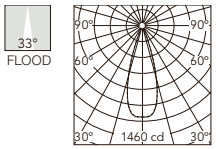

Luminous flux luminaire
468 lm (EXTREME CUT OFF)

@White (40)

Beam Angle: 33°

h(m)	E(lx)	D(m)
1	1459	0.59
2	365	1.18
3	162	1.78
4	91	2.37
5	58	2.96

Optic Wide Flood 2700K

E I Non Dimmable
03.8300.40A
03.8300.14A
Dali Version
03.8300.40BDA
03.8300.14BDA
Mains Dimming
03.8300.40ANI
03.8300.14ANI
Casambi
03.8300.40ACB
03.8300.14ACB
Non Dimmable
03.8301.40A
03.8301.14A
Dali Version
03.8301.40BDA
03.8301.14BDA
Mains Dimming
03.8301.40ANI
03.8301.14ANI
Casambi
03.8301.40ACB
03.8301.14ACB
Non Dimmable
05.1030.40A
05.1030.14A
Dali Version
05.1030.40BDA
05.1030.14BDA
Mains Dimming
05.1030.40ANI
05.1030.14ANI
Casambi
05.1030.40ACB
05.1030.14ACB
Non Dimmable
05.1031.40A
05.1031.14A
Dali Version
05.1031.40BDA
05.1031.14BDA
Mains Dimming
05.1031.40ANI
05.1031.14ANI
Casambi
05.1031.40ACB
05.1031.14ACB
Non Dimmable
05.1032.40A
05.1032.14A
Dali Version
05.1032.40BDA
05.1032.14BDA
Mains Dimming
05.1032.40ANI
05.1032.14ANI
Casambi
05.1032.40ACB
05.1032.14ACB

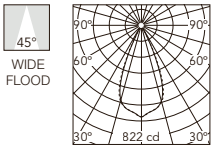

Luminous flux luminaire
441 lm (EXTREME CUT OFF)

Beam Angle: 45°

h(m)	E(lx)	D(m)
1	822	0.83
2	205	1.67
3	91	2.50
4	51	3.34
5	33	4.17

@White (40)

Optic Wide Flood 3000K

E I Non Dimmable
03.8304.40A
03.8304.14A
Dali Version
03.8304.40BDA
03.8304.14BDA
Mains Dimming
03.8304.40ANI
03.8304.14ANI
Casambi
03.8304.40ACB
03.8304.14ACB
Non Dimmable
03.8305.40A
03.8305.14A
Dali Version
03.8305.40BDA
03.8305.14BDA
Mains Dimming
03.8305.40ANI
03.8305.14ANI
Casambi
03.8305.40ACB
03.8305.14ACB
Non Dimmable
05.1035.40A
05.1035.14A
Dali Version
05.1035.40BDA
05.1035.14BDA
Mains Dimming
05.1035.40ANI
05.1035.14ANI
Casambi
05.1035.40ACB
05.1035.14ACB
Non Dimmable
05.1036.40A
05.1036.14A
Dali Version
05.1036.40BDA
05.1036.14BDA
Mains Dimming
05.1036.40ANI
05.1036.14ANI
Casambi
05.1036.40ACB
05.1036.14ACB
Non Dimmable
05.1037.40A
05.1037.14A
Dali Version
05.1037.40BDA
05.1037.14BDA
Mains Dimming
05.1037.40ANI
05.1037.14ANI
Casambi
05.1037.40ACB
05.1037.14ACB

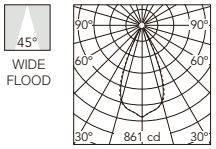

Luminous flux luminaire
462 lm (EXTREME CUT OFF)

Beam Angle: 45°

h(m)	E(lx)	D(m)
1	861	0.83
2	215	1.67
3	96	2.50
4	54	3.34
5	34	4.17

@White (40)

Light Shadow Fixed Trim 4 Spots

Light Source: Power LED DC 900 mA 10,8W - 1080 lm - 2700K/CRI 90 / 10,8W - 1140 lm - 3000K/CRI 90

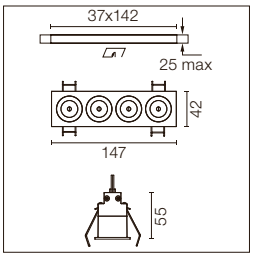

Apparecchio per illuminazione da incasso con 4 spot LED. Alimentazione remota inclusa (220-240V). Non richiede cornice di pre-installazione.

* Confezione multipla disponibile.

E= Finitura Esterna
I= Finitura Interna

Recessed integrated luminaire with 4 LED lighting spots. Remote power supply included (220-240V). Pre-installation frame not required.

* Multipack available.

E= External Finish
I= Internal Finish

Optic Spot 2700K

E I

Non Dimmable
03.8828.40A
03.8828.14A

Dali Version
03.8828.40BDA
03.8828.14BDA

Mains Dimming
03.8828.40ANI
03.8828.14ANI

Casambi
03.8828.40ACB
03.8828.14ACB

Non Dimmable
03.8829.40A
03.8829.14A

Dali Version
03.8829.40BDA
03.8829.14BDA

Mains Dimming
03.8829.40ANI
03.8829.14ANI

Casambi
03.8829.40ACB
03.8829.14ACB

Non Dimmable
05.1100.40A
05.1100.14A

Dali Version
05.1100.40BDA
05.1100.14BDA

Mains Dimming
05.1100.40ANI
05.1100.14ANI

Casambi
05.1100.40ACB
05.1100.14ACB

Non Dimmable
05.1101.40A
05.1101.14A

Dali Version
05.1101.40BDA
05.1101.14BDA

Mains Dimming
05.1101.40ANI
05.1101.14ANI

Casambi
05.1101.40ACB
05.1101.14ACB

Non Dimmable
05.1102.40A
05.1102.14A

Dali Version
05.1102.40BDA
05.1102.14BDA

Mains Dimming
05.1102.40ANI
05.1102.14ANI

Casambi
05.1102.40ACB
05.1102.14ACB

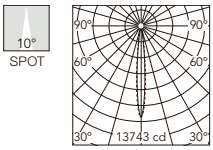

Luminous flux luminaire
751 lm (EXTREME CUT OFF)

@White (40)

Beam Angle: 10°

h(m)	E(lx)	D(m)
1	13743	0.17
2	3436	0.35
3	1527	0.52
4	859	0.70
5	550	0.87

Optic Spot 3000K

E I

Non Dimmable
03.8832.40A
03.8832.14A

Dali Version
03.8832.40BDA
03.8832.14BDA

Mains Dimming
03.8832.40ANI
03.8832.14ANI

Casambi
03.8832.40ACB
03.8832.14ACB

Non Dimmable
03.8833.40A
03.8833.14A

Dali Version
03.8833.40BDA
03.8833.14BDA

Mains Dimming
03.8833.40ANI
03.8833.14ANI

Casambi
03.8833.40ACB
03.8833.14ACB

Non Dimmable
05.1105.40A
05.1105.14A

Dali Version
05.1105.40BDA
05.1105.14BDA

Mains Dimming
05.1105.40ANI
05.1105.14ANI

Casambi
05.1105.40ACB
05.1105.14ACB

Non Dimmable
05.1106.40A
05.1106.14A

Dali Version
05.1106.40BDA
05.1106.14BDA

Mains Dimming
05.1106.40ANI
05.1106.14ANI

Casambi
05.1106.40ACB
05.1106.14ACB

Non Dimmable
05.1107.40A
05.1107.14A

Dali Version
05.1107.40BDA
05.1107.14BDA

Mains Dimming
05.1107.40ANI
05.1107.14ANI

Casambi
05.1107.40ACB
05.1107.14ACB

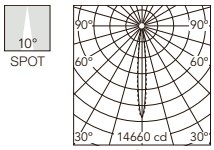

Luminous flux luminaire
801 lm (EXTREME CUT OFF)

@White (40)

Beam Angle: 10°

h(m)	E(lx)	D(m)
1	14660	0.17
2	3665	0.35
3	1629	0.52
4	916	0.70
5	586	0.87

Optic Medium 2700K

E I

Non Dimmable
03.9120.40A
03.9120.14A

Dali Version
03.9120.40BDA
03.9120.14BDA

Mains Dimming
03.9120.40ANI
03.9120.14ANI

Casambi
03.9120.40ACB
03.9120.14ACB

Non Dimmable
03.9121.40A
03.9121.14A

Dali Version
03.9121.40BDA
03.9121.14BDA

Mains Dimming
03.9121.40ANI
03.9121.14ANI

Casambi
03.9121.40ACB
03.9121.14ACB

Non Dimmable
05.1110.40A
05.1110.14A

Dali Version
05.1110.40BDA
05.1110.14BDA

Mains Dimming
05.1110.40ANI
05.1110.14ANI

Casambi
05.1110.40ACB
05.1110.14ACB

Non Dimmable
05.1111.40A
05.1111.14A

Dali Version
05.1111.40BDA
05.1111.14BDA

Mains Dimming
05.1111.40ANI
05.1111.14ANI

Casambi
05.1111.40ACB
05.1111.14ACB

Non Dimmable
05.1112.40A
05.1112.14A

Dali Version
05.1112.40BDA
05.1112.14BDA

Mains Dimming
05.1112.40ANI
05.1112.14ANI

Casambi
05.1112.40ACB
05.1112.14ACB

22°
MEDIUM

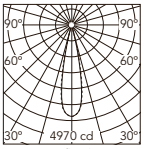

Luminous flux luminaire
744 lm (EXTREME CUT OFF)

@White (40)

Beam Angle: 22°

h(m)	E(lx)	D(m)
1	4970	0.39
2	1243	0.78
3	552	1.17
4	311	1.56
5	199	1.95

Optic Medium 3000K

E I

Non Dimmable
03.9130.40A
03.9130.14A

Dali Version
03.9130.40BDA
03.9130.14BDA

Mains Dimming
03.9130.40ANI
03.9130.14ANI

Casambi
03.9130.40ACB
03.9130.14ACB

Non Dimmable
03.9131.40A
03.9131.14A

Dali Version
03.9131.40BDA
03.9131.14BDA

Mains Dimming
03.9131.40ANI
03.9131.14ANI

Casambi
03.9131.40ACB
03.9131.14ACB

Non Dimmable
05.1115.40A
05.1115.14A

Dali Version
05.1115.40BDA
05.1115.14BDA

Mains Dimming
05.1115.40ANI
05.1115.14ANI

Casambi
05.1115.40ACB
05.1115.14ACB

Non Dimmable
05.1116.40A
05.1116.14A

Dali Version
05.1116.40BDA
05.1116.14BDA

Mains Dimming
05.1116.40ANI
05.1116.14ANI

Casambi
05.1116.40ACB
05.1116.14ACB

Non Dimmable
05.1117.40A
05.1117.14A

Dali Version
05.1117.40BDA
05.1117.14BDA

Mains Dimming
05.1117.40ANI
05.1117.14ANI

Casambi
05.1117.40ACB
05.1117.14ACB

22°
MEDIUM

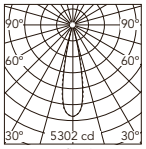

Luminous flux luminaire
793 lm (EXTREME CUT OFF)

@White (40)

Beam Angle: 22°

h(m)	E(lx)	D(m)
1	5302	0.39
2	1325	0.78
3	589	1.17
4	331	1.56
5	212	1.95

*Confezione multipla disponibile (14 pezzi per scatola). Come ordinare: “Sostituire lo 0 iniziale con una M + riferimento”. Esempio: 03.8828.40A - M3.8828.40A
*Multipack available (14 pcs per box). How to order: “Replace the initial 0 with an M + reference”. Example: 03.8828.40A - M3.8828.40A

Light Shadow Fixed Trim 4 Spots

Light Source: Power LED DC 900 mA 10,8W - 1080 lm - 2700K/CRI 90 / 10,8W - 1140 lm - 3000K/CRI 90

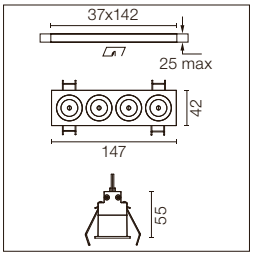

Apparecchio per illuminazione da incasso con 4 spot LED. Alimentazione remota inclusa (220-240V). Non richiede cornice di pre-installazione.

Recessed integrated luminaire with 4 LED lighting spots. Remote power supply included (220-240V). Pre-installation frame not required.

* Confezione multipla disponibile.

* Multipack available.

E= Finitura Esterna
I= Finitura Interna

E= External Finish
I= Internal Finish

Optic Flood 2700K

E I

Non Dimmable
03.9125.40A
03.9125.14A
Dali Version
03.9125.40BDA
03.9125.14BDA
Mains Dimming
03.9125.40ANI
03.9125.14ANI
Casambi
03.9125.40ACB
03.9125.14ACB
Non Dimmable
03.9126.40A
03.9126.14A
Dali Version
03.9126.40BDA
03.9126.14BDA
Mains Dimming
03.9126.40ANI
03.9126.14ANI
Casambi
03.9126.40ACB
03.9126.14ACB
Non Dimmable
05.1120.40A
05.1120.14A
Dali Version
05.1120.40BDA
05.1120.14BDA
Mains Dimming
05.1120.40ANI
05.1120.14ANI
Casambi
05.1120.40ACB
05.1120.14ACB
Non Dimmable
05.1121.40A
05.1121.14A
Dali Version
05.1121.40BDA
05.1121.14BDA
Mains Dimming
05.1121.40ANI
05.1121.14ANI
Casambi
05.1121.40ACB
05.1121.14ACB
Non Dimmable
05.1122.40A
05.1122.14A
Dali Version
05.1122.40BDA
05.1122.14BDA
Mains Dimming
05.1122.40ANI
05.1122.14ANI
Casambi
05.1122.40ACB
05.1122.14ACB

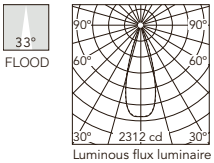

Luminous flux luminaire
741 lm (EXTREME CUT OFF)

@White (40)

Beam Angle: 33°

h(m)	E(lx)	D(m)
1	2310	0.59
2	577	1.18
3	257	1.78
4	144	2.37
5	92	2.96

Optic Flood 3000K

E I

Non Dimmable
03.9135.40A
03.9135.14A
Dali Version
03.9135.40BDA
03.9135.14BDA
Mains Dimming
03.9135.40ANI
03.9135.14ANI
Casambi
03.9135.40ACB
03.9135.14ACB
Non Dimmable
03.9136.40A
03.9136.14A
Dali Version
03.9136.40BDA
03.9136.14BDA
Mains Dimming
03.9136.40ANI
03.9136.14ANI
Casambi
03.9136.40ACB
03.9136.14ACB
Non Dimmable
05.1125.40A
05.1125.14A
Dali Version
05.1125.40BDA
05.1125.14BDA
Mains Dimming
05.1125.40ANI
05.1125.14ANI
Casambi
05.1125.40ACB
05.1125.14ACB
Non Dimmable
05.1126.40A
05.1126.14A
Dali Version
05.1126.40BDA
05.1126.14BDA
Mains Dimming
05.1126.40ANI
05.1126.14ANI
Casambi
05.1126.40ACB
05.1126.14ACB
Non Dimmable
05.1127.40A
05.1127.14A
Dali Version
05.1127.40BDA
05.1127.14BDA
Mains Dimming
05.1127.40ANI
05.1127.14ANI
Casambi
05.1127.40ACB
05.1127.14ACB

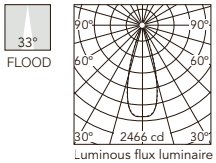

Luminous flux luminaire
790 lm (EXTREME CUT OFF)

@White (40)

Beam Angle: 33°

h(m)	E(lx)	D(m)
1	2464	0.59
2	616	1.18
3	274	1.78
4	154	2.37
5	99	2.96

Optic Wide Flood 2700K

E I

Non Dimmable
03.8308.40A
03.8308.14A

Dali Version
03.8308.40BDA
03.8308.14BDA

Mains Dimming
03.8308.40ANI
03.8308.14ANI

Casambi
03.8308.40ACB
03.8308.14ACB

Non Dimmable
03.8309.40A
03.8309.14A

Dali Version
03.8309.40BDA
03.8309.14BDA

Mains Dimming
03.8309.40ANI
03.8309.14ANI

Casambi
03.8309.40ACB
03.8309.14ACB

Non Dimmable
05.1130.40A
05.1130.14A

Dali Version
05.1130.40BDA
05.1130.14BDA

Mains Dimming
05.1130.40ANI
05.1130.14ANI

Casambi
05.1130.40ACB
05.1130.14ACB

Non Dimmable
05.1131.40A
05.1131.14A

Dali Version
05.1131.40BDA
05.1131.14BDA

Mains Dimming
05.1131.40ANI
05.1131.14ANI

Casambi
05.1131.40ACB
05.1131.14ACB

Non Dimmable
05.1132.40A
05.1132.14A

Dali Version
05.1132.40BDA
05.1132.14BDA

Mains Dimming
05.1132.40ANI
05.1132.14ANI

Casambi
05.1132.40ACB
05.1132.14ACB

45°
WIDE FLOOD

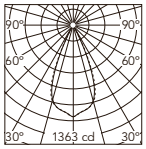

Luminous flux luminaire
731 lm [EXTREME CUT OFF]

@White (40)

Beam Angle: 45°

h(m)	E(lx)	D(m)
1	1363	0.83
2	341	1.67
3	151	2.50
4	85	3.34
5	55	4.17

Optic Wide Flood 3000K

E I

Non Dimmable
03.8312.40A
03.8312.14A

Dali Version
03.8312.40BDA
03.8312.14BDA

Mains Dimming
03.8312.40ANI
03.8312.14ANI

Casambi
03.8312.40ACB
03.8312.14ACB

Non Dimmable
03.8313.40A
03.8313.14A

Dali Version
03.8313.40BDA
03.8313.14BDA

Mains Dimming
03.8313.40ANI
03.8313.14ANI

Casambi
03.8313.40ACB
03.8313.14ACB

Non Dimmable
05.1135.40A
05.1135.14A

Dali Version
05.1135.40BDA
05.1135.14BDA

Mains Dimming
05.1135.40ANI
05.1135.14ANI

Casambi
05.1135.40ACB
05.1135.14ACB

Non Dimmable
05.1136.40A
05.1136.14A

Dali Version
05.1136.40BDA
05.1136.14BDA

Mains Dimming
05.1136.40ANI
05.1136.14ANI

Casambi
05.1136.40ACB
05.1136.14ACB

Non Dimmable
05.1137.40A
05.1137.14A

Dali Version
05.1137.40BDA
05.1137.14BDA

Mains Dimming
05.1137.40ANI
05.1137.14ANI

Casambi
05.1137.40ACB
05.1137.14ACB

45°
WIDE FLOOD

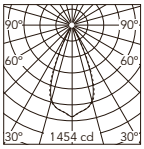

Luminous flux luminaire
780 lm [EXTREME CUT OFF]

@White (40)

Beam Angle: 45°

h(m)	E(lx)	D(m)
1	1454	0.83
2	363	1.67
3	162	2.50
4	91	3.34
5	58	4.17

*Confezione multipla disponibile (14 pezzi per scatola). Come ordinare: “Sostituire lo 0 iniziale con una M + riferimento”. Esempio: 03.8828.40A - M3.8828.40A
*Multipack available (14 pcs per box). How to order: “Replace the initial 0 with an M + reference”. Example: 03.8828.40A - M3.8828.40A

Light Shadow Fixed Trim 4 Spots Square

Light Source: Power LED DC 900 mA 10,8W - 1080 lm - 2700K/CRI 90 / 10,8W - 1140 lm - 3000K/CRI 90

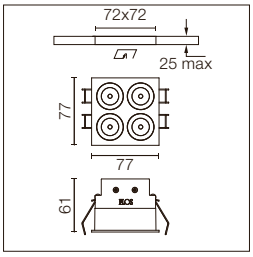

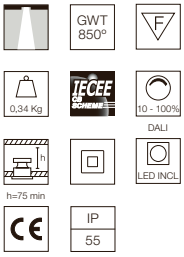

Apparecchio per illuminazione da incasso con 4 spot LED. Alimentazione remota inclusa (220-240V). Non richiede cornice di pre-installazione.

E= Finitura Esterna
I= Finitura Interna

Recessed integrated luminaire with 4 LED lighting spots. Remote power supply included (220-240V). Pre-installation frame not required.

E= External Finish
I= Internal Finish

Optic Spot 2700K

E I Non Dimmable
05.0600.40
05.0600.14
Dali Version
05.0600.40.DA
05.0600.14.DA
Mains Dimming
05.0600.40.NI
05.0600.14.NI
Casambi
05.0600.40.CB
05.0600.14.CB
Non Dimmable
05.0601.40
05.0601.14
Dali Version
05.0601.40.DA
05.0601.14.DA
Mains Dimming
05.0601.40.NI
05.0601.14.NI
Casambi
05.0601.40.CB
05.0601.14.CB
Non Dimmable
05.0603.40
05.0603.14
Dali Version
05.0603.40.DA
05.0603.14.DA
Mains Dimming
05.0603.40.NI
05.0603.14.NI
Casambi
05.0603.40.CB
05.0603.14.CB
Non Dimmable
05.0604.40
05.0604.14
Dali Version
05.0604.40.DA
05.0604.14.DA
Mains Dimming
05.0604.40.NI
05.0604.14.NI
Casambi
05.0604.40.CB
05.0604.14.CB
Non Dimmable
05.0602.40
05.0602.14
Dali Version
05.0602.40.DA
05.0602.14.DA
Mains Dimming
05.0602.40.NI
05.0602.14.NI
Casambi
05.0602.40.CB
05.0602.14.CB

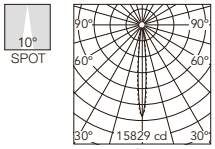

Luminous flux luminaire
865 lm (EXTREME CUT OFF)

@White (40)

Beam Angle: 10°

h(m)	E(lx)	D(m)
1	15829	0.17
2	3957	0.35
3	1759	0.52
4	989	0.70
5	633	0.87

Optic Spot 3000K

E I Non Dimmable
05.0605.40
05.0605.14
Dali Version
05.0605.40.DA
05.0605.14.DA
Mains Dimming
05.0605.40.NI
05.0605.14.NI
Casambi
05.0605.40.CB
05.0605.14.CB
Non Dimmable
05.0606.40
05.0606.14
Dali Version
05.0606.40.DA
05.0606.14.DA
Mains Dimming
05.0606.40.NI
05.0606.14.NI
Casambi
05.0606.40.CB
05.0606.14.CB
Non Dimmable
05.0608.40
05.0608.14
Dali Version
05.0608.40.DA
05.0608.14.DA
Mains Dimming
05.0608.40.NI
05.0608.14.NI
Casambi
05.0608.40.CB
05.0608.14.CB
Non Dimmable
05.0609.40
05.0609.14
Dali Version
05.0609.40.DA
05.0609.14.DA
Mains Dimming
05.0609.40.NI
05.0609.14.NI
Casambi
05.0609.40.CB
05.0609.14.CB
Non Dimmable
05.0607.40
05.0607.14
Dali Version
05.0607.40.DA
05.0607.14.DA
Mains Dimming
05.0607.40.NI
05.0607.14.NI
Casambi
05.0607.40.CB
05.0607.14.CB

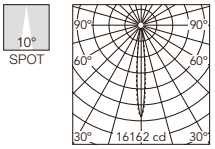

Luminous flux luminaire
883 lm (EXTREME CUT OFF)

@White (40)

Beam Angle: 10°

h(m)	E(lx)	D(m)
1	16162	0.17
2	4040	0.35
3	1796	0.52
4	1010	0.70
5	647	0.87

Optic Medium 2700K

E I

Non Dimmable
05.0610.40
05.0610.14

Dali Version
05.0610.40.DA
05.0610.14.DA

Mains Dimming
05.0610.40.NI
05.0610.14.NI

Casambi
05.0610.40.CB
05.0610.14.CB

Non Dimmable
05.0611.40
05.0611.14

Dali Version
05.0611.40.DA
05.0611.14.DA

Mains Dimming
05.0611.40.NI
05.0611.14.NI

Casambi
05.0611.40.CB
05.0611.14.CB

Non Dimmable
05.0613.40
05.0613.14

Dali Version
05.0613.40.DA
05.0613.14.DA

Mains Dimming
05.0613.40.NI
05.0613.14.NI

Casambi
05.0613.40.CB
05.0613.14.CB

Non Dimmable
05.0614.40
05.0614.14

Dali Version
05.0614.40.DA
05.0614.14.DA

Mains Dimming
05.0614.40.NI
05.0614.14.NI

Casambi
05.0614.40.CB
05.0614.14.CB

Non Dimmable
05.0612.40
05.0612.14

Dali Version
05.0612.40.DA
05.0612.14.DA

Mains Dimming
05.0612.40.NI
05.0612.14.NI

Casambi
05.0612.40.CB
05.0612.14.CB

22°
MEDIUM

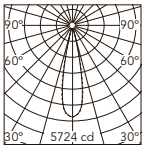

Luminous flux luminaire
856 lm (EXTREME CUT OFF)

@White (40)

Beam Angle: 22°

h(m)	E(lx)	D(m)
1	5724	0.39
2	1431	0.78
3	636	1.17
4	358	1.56
5	229	1.95

Optic Medium 3000K

E I

Non Dimmable
05.0615.40
05.0615.14

Dali Version
05.0615.40.DA
05.0615.14.DA

Mains Dimming
05.0615.40.NI
05.0615.14.NI

Casambi
05.0615.40.CB
05.0615.14.CB

Non Dimmable
05.0616.40
05.0616.14

Dali Version
05.0616.40.DA
05.0616.14.DA

Mains Dimming
05.0616.40.NI
05.0616.14.NI

Casambi
05.0616.40.CB
05.0616.14.CB

Non Dimmable
05.0618.40
05.0618.14

Dali Version
05.0618.40.DA
05.0618.14.DA

Mains Dimming
05.0618.40.NI
05.0618.14.NI

Casambi
05.0618.40.CB
05.0618.14.CB

Non Dimmable
05.0619.40
05.0619.14

Dali Version
05.0619.40.DA
05.0619.14.DA

Mains Dimming
05.0619.40.NI
05.0619.14.NI

Casambi
05.0619.40.CB
05.0619.14.CB

Non Dimmable
05.0617.40
05.0617.14

Dali Version
05.0617.40.DA
05.0617.14.DA

Mains Dimming
05.0617.40.NI
05.0617.14.NI

Casambi
05.0617.40.CB
05.0617.14.CB

22°
MEDIUM

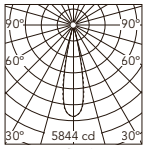

Luminous flux luminaire
874 lm (EXTREME CUT OFF)

@White (40)

Beam Angle: 22°

h(m)	E(lx)	D(m)
1	5844	0.39
2	1461	0.78
3	650	1.17
4	365	1.56
5	233	1.95

Light Shadow Fixed Trim 4 Spots Square

Light Source: Power LED DC 900 mA 10,8W - 1080 lm - 2700K/CRI 90 / 10,8W - 1140 lm - 3000K/CRI 90

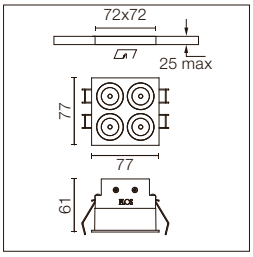

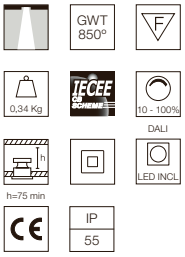

Apparecchio per illuminazione da incasso con 4 spot LED. Alimentazione remota inclusa (220-240V).
Non richiede cornice di pre-installazione.

E= Finitura Esterna
I= Finitura Interna

Recessed integrated luminaire with 4 LED lighting spots. Remote power supply included (220-240V).
Pre-installation frame not required.

E= External Finish
I= Internal Finish

Optic Flood 2700K

E I

Non Dimmable
05.0620.40
05.0620.14
Dali Version
05.0620.40.DA
05.0620.14.DA
Mains Dimming
05.0620.40.NI
05.0620.14.NI
Casambi
05.0620.40.CB
05.0620.14.CB

Non Dimmable
05.0621.40
05.0621.14
Dali Version
05.0621.40.DA
05.0621.14.DA
Mains Dimming
05.0621.40.NI
05.0621.14.NI
Casambi
05.0621.40.CB
05.0621.14.CB

Non Dimmable
05.0623.40
05.0623.14
Dali Version
05.0623.40.DA
05.0623.14.DA
Mains Dimming
05.0623.40.NI
05.0623.14.NI
Casambi
05.0623.40.CB
05.0623.14.CB

Non Dimmable
05.0624.40
05.0624.14
Dali Version
05.0624.40.DA
05.0624.14.DA
Mains Dimming
05.0624.40.NI
05.0624.14.NI
Casambi
05.0624.40.CB
05.0624.14.CB

Non Dimmable
05.0622.40
05.0622.14
Dali Version
05.0622.40.DA
05.0622.14.DA
Mains Dimming
05.0622.40.NI
05.0622.14.NI
Casambi
05.0622.40.CB
05.0622.14.CB

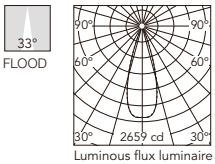

Luminous flux luminaire
853 lm (EXTREME CUT OFF)

@White (40)

Beam Angle: 33°

h(m)	E(lx)	D(m)
1	2659	0.59
2	665	1.18
3	295	1.78
4	166	2.37
5	107	2.96

Optic Flood 3000K

E I

Non Dimmable
05.0625.40
05.0625.14
Dali Version
05.0625.40.DA
05.0625.14.DA
Mains Dimming
05.0625.40.NI
05.0625.14.NI
Casambi
05.0625.40.CB
05.0625.14.CB

Non Dimmable
05.0626.40
05.0626.14
Dali Version
05.0626.40.DA
05.0626.14.DA
Mains Dimming
05.0626.40.NI
05.0626.14.NI
Casambi
05.0626.40.CB
05.0626.14.CB

Non Dimmable
05.0628.40
05.0628.14
Dali Version
05.0628.40.DA
05.0628.14.DA
Mains Dimming
05.0628.40.NI
05.0628.14.NI
Casambi
05.0628.40.CB
05.0628.14.CB

Non Dimmable
05.0629.40
05.0629.14
Dali Version
05.0629.40.DA
05.0629.14.DA
Mains Dimming
05.0629.40.NI
05.0629.14.NI
Casambi
05.0629.40.CB
05.0629.14.CB

Non Dimmable
05.0627.40
05.0627.14
Dali Version
05.0627.40.DA
05.0627.14.DA
Mains Dimming
05.0627.40.NI
05.0627.14.NI
Casambi
05.0627.40.CB
05.0627.14.CB

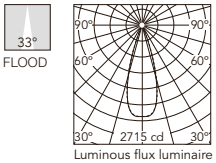

Luminous flux luminaire
871 lm (EXTREME CUT OFF)

@White (40)

Beam Angle: 33°

h(m)	E(lx)	D(m)
1	2715	0.59
2	679	1.18
3	301	1.78
4	170	2.37
5	109	2.96

Optic Wide Flood 2700K

E I

Non Dimmable
05.0630.40
05.0630.14

Dali Version
05.0630.40.DA
05.0630.14.DA

Mains Dimming
05.0630.40.NI
05.0630.14.NI

Casambi
05.0630.40.CB
05.0630.14.CB

Non Dimmable
05.0631.40
05.0631.14

Dali Version
05.0631.40.DA
05.0631.14.DA

Mains Dimming
05.0631.40.NI
05.0631.14.NI

Casambi
05.0631.40.CB
05.0631.14.CB

Non Dimmable
05.0633.40
05.0633.14

Dali Version
05.0633.40.DA
05.0633.14.DA

Mains Dimming
05.0633.40.NI
05.0633.14.NI

Casambi
05.0633.40.CB
05.0633.14.CB

Non Dimmable
05.0634.40
05.0634.14

Dali Version
05.0634.40.DA
05.0634.14.DA

Mains Dimming
05.0634.40.NI
05.0634.14.NI

Casambi
05.0634.40.CB
05.0634.14.CB

Non Dimmable
05.0632.40
05.0632.14

Dali Version
05.0632.40.DA
05.0632.14.DA

Mains Dimming
05.0632.40.NI
05.0632.14.NI

Casambi
05.0632.40.CB
05.0632.14.CB

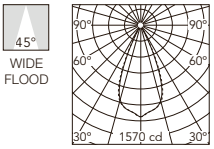

Luminous flux luminaire
842 lm (EXTREME CUT OFF)

@White (40)

Beam Angle: 45°

h(m)	E(lx)	D(m)
1	1570	0.83
2	392	1.67
3	174	2.50
4	98	3.34
5	63	4.17

Optic Wide Flood 3000K

E I

Non Dimmable
05.0635.40
05.0635.14

Dali Version
05.0635.40.DA
05.0635.14.DA

Mains Dimming
05.0635.40.NI
05.0635.14.NI

Casambi
05.0635.40.CB
05.0635.14.CB

Non Dimmable
05.0636.40
05.0636.14

Dali Version
05.0636.40.DA
05.0636.14.DA

Mains Dimming
05.0636.40.NI
05.0636.14.NI

Casambi
05.0636.40.CB
05.0636.14.CB

Non Dimmable
05.0638.40
05.0638.14

Dali Version
05.0638.40.DA
05.0638.14.DA

Mains Dimming
05.0638.40.NI
05.0638.14.NI

Casambi
05.0638.40.CB
05.0638.14.CB

Non Dimmable
05.0639.40
05.0639.14

Dali Version
05.0639.40.DA
05.0639.14.DA

Mains Dimming
05.0639.40.NI
05.0639.14.NI

Casambi
05.0639.40.CB
05.0639.14.CB

Non Dimmable
05.0637.40
05.0637.14

Dali Version
05.0637.40.DA
05.0637.14.DA

Mains Dimming
05.0637.40.NI
05.0637.14.NI

Casambi
05.0637.40.CB
05.0637.14.CB

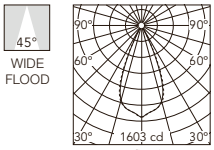

Luminous flux luminaire
860 lm (EXTREME CUT OFF)

@White (40)

Beam Angle: 45°

h(m)	E(lx)	D(m)
1	1603	0.83
2	401	1.67
3	178	2.50
4	100	3.34
5	64	4.17

Light Shadow Fixed Trim 8 Spots

Light Source: Power LED DC 900 mA 21,6W - 2160 lm - 2700K/CRI 90 / 21,6W - 2280 lm - 3000K/CRI 90
Mains dimming: Power LED DC 750 mA 18,6W - 1800 lm - 2700K/CRI 90 / 18,6W - 1900 lm - 3000K/CRI 90

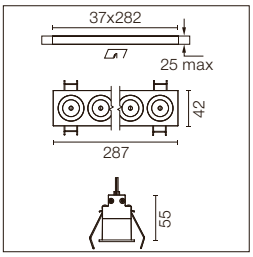

Apparecchio per illuminazione da incasso con 8 spot LED. Alimentazione remota inclusa (220-240V).
Non richiede cornice di pre-installazione.

* Confezione multipla disponibile.

E= Finitura Esterna
I= Finitura Interna

Recessed integrated luminaire with 8 LED lighting spots. Remote power supply included (220-240V).
Pre-installation frame not required.

* Multipack available.

E= External Finish
I= Internal Finish

Optic Spot 2700K

E I

Non Dimmable
03.8836.40A
03.8836.14A
Dali Version
03.8836.40BDA
03.8836.14BDA
Mains Dimming
03.8836.40ANI
03.8836.14ANI
Casambi
03.8836.40ACB
03.8836.14ACB

Non Dimmable
03.8837.40A
03.8837.14A
Dali Version
03.8837.40BDA
03.8837.14BDA
Mains Dimming
03.8837.40ANI
03.8837.14ANI
Casambi
03.8837.40ACB
03.8837.14ACB

Non Dimmable
05.1200.40A
05.1200.14A
Dali Version
05.1200.40BDA
05.1200.14BDA
Mains Dimming
05.1200.40ANI
05.1200.14ANI
Casambi
05.1200.40ACB
05.1200.14ACB

Non Dimmable
05.1201.40A
05.1201.14A
Dali Version
05.1201.40BDA
05.1201.14BDA
Mains Dimming
05.1201.40ANI
05.1201.14ANI
Casambi
05.1201.40ACB
05.1201.14ACB

Non Dimmable
05.1202.40A
05.1202.14A
Dali Version
05.1202.40BDA
05.1202.14BDA
Mains Dimming
05.1202.40ANI
05.1202.14ANI
Casambi
05.1202.40ACB
05.1202.14ACB

10° SPOT

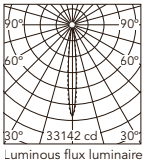

Luminous flux luminaire
1812 lm (EXTREME CUT OFF)

@White (40) 900mA

Beam Angle: 10°

h(m)	E(lx)	D(m)
1	33142	0.17
2	8285	0.35
3	3682	0.52
4	2071	0.70
5	1326	0.87

10° SPOT

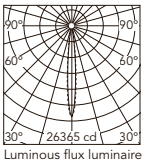

Luminous flux luminaire
1441 lm (EXTREME CUT OFF)

@White (40) 750mA

Beam Angle: 10°

h(m)	E(lx)	D(m)
1	26365	0.17
2	6591	0.35
3	2929	0.52
4	1648	0.70
5	1055	0.87

Optic Spot 3000K

E I

Non Dimmable
03.8840.40A
03.8840.14A
Dali Version
03.8840.40BDA
03.8840.14BDA
Mains Dimming
03.8840.40ANI
03.8840.14ANI
Casambi
03.8840.40ACB
03.8840.14ACB

Non Dimmable
03.8841.40A
03.8841.14A
Dali Version
03.8841.40BDA
03.8841.14BDA
Mains Dimming
03.8841.40ANI
03.8841.14ANI
Casambi
03.8841.40ACB
03.8841.14ACB

Non Dimmable
05.1205.40A
05.1205.14A
Dali Version
05.1205.40BDA
05.1205.14BDA
Mains Dimming
05.1205.40ANI
05.1205.14ANI
Casambi
05.1205.40ACB
05.1205.14ACB

Non Dimmable
05.1206.40A
05.1206.14A
Dali Version
05.1206.40BDA
05.1206.14BDA
Mains Dimming
05.1206.40ANI
05.1206.14ANI
Casambi
05.1206.40ACB
05.1206.14ACB

Non Dimmable
05.1207.40A
05.1207.14A
Dali Version
05.1207.40BDA
05.1207.14BDA
Mains Dimming
05.1207.40ANI
05.1207.14ANI
Casambi
05.1207.40ACB
05.1207.14ACB

10° SPOT

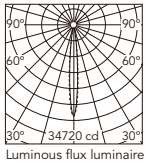

Luminous flux luminaire
1898 lm (EXTREME CUT OFF)

@White (40) 900mA

Beam Angle: 10°

h(m)	E(lx)	D(m)
1	34720	0.17
2	8680	0.35
3	3858	0.52
4	2170	0.70
5	1389	0.87

10° SPOT

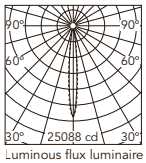

Luminous flux luminaire
1371 lm (EXTREME CUT OFF)

@White (40) 750mA

Beam Angle: 10°

h(m)	E(lx)	D(m)
1	25088	0.17
2	6272	0.35
3	2788	0.52
4	1568	0.70
5	1004	0.87

Optic Medium 2700K

E I

Non Dimmable
03.9140.40A
03.9140.14A

Dali Version
03.9140.40BDA
03.9140.14BDA

Mains Dimming
03.9140.40ANI
03.9140.14ANI

Casambi
03.9140.40ACB
03.9140.14ACB

Non Dimmable
03.9141.40A
03.9141.14A

Dali Version
03.9141.40BDA
03.9141.14BDA

Mains Dimming
03.9141.40ANI
03.9141.14ANI

Casambi
03.9141.40ACB
03.9141.14ACB

Non Dimmable
05.1210.40A
05.1210.14A

Dali Version
05.1210.40BDA
05.1210.14BDA

Mains Dimming
05.1210.40ANI
05.1210.14ANI

Casambi
05.1210.40ACB
05.1210.14ACB

Non Dimmable
05.1211.40A
05.1211.14A

Dali Version
05.1211.40BDA
05.1211.14BDA

Mains Dimming
05.1211.40ANI
05.1211.14ANI

Casambi
05.1211.40ACB
05.1211.14ACB

Non Dimmable
05.1212.40A
05.1212.14A

Dali Version
05.1212.40BDA
05.1212.14BDA

Mains Dimming
05.1212.40ANI
05.1212.14ANI

Casambi
05.1212.40ACB
05.1212.14ACB

22°
MEDIUM

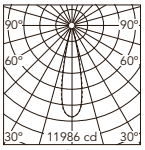

Luminous flux luminaire
1793 lm (EXTREME CUT OFF)

@White (40) 900mA

Beam Angle: 22°

h(m)	E(lx)	D(m)
1	11986	0.39
2	2996	0.78
3	1332	1.17
4	749	1.56
5	479	1.95

22°
MEDIUM

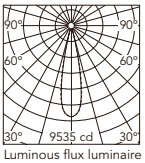

Luminous flux luminaire
1426 lm (EXTREME CUT OFF)

@White (40) 750mA

Beam Angle: 22°

h(m)	E(lx)	D(m)
1	9535	0.39
2	2384	0.78
3	1059	1.17
4	596	1.56
5	381	1.95

Optic Medium 3000K

E I

Non Dimmable
03.9150.40A
03.9150.14A

Dali Version
03.9150.40BDA
03.9150.14BDA

Mains Dimming
03.9150.40ANI
03.9150.14ANI

Casambi
03.9150.40ACB
03.9150.14ACB

Non Dimmable
03.9151.40A
03.9151.14A

Dali Version
03.9151.40BDA
03.9151.14BDA

Mains Dimming
03.9151.40ANI
03.9151.14ANI

Casambi
03.9151.40ACB
03.9151.14ACB

Non Dimmable
05.1215.40A
05.1215.14A

Dali Version
05.1215.40BDA
05.1215.14BDA

Mains Dimming
05.1215.40ANI
05.1215.14ANI

Casambi
05.1215.40ACB
05.1215.14ACB

Non Dimmable
05.1216.40A
05.1216.14A

Dali Version
05.1216.40BDA
05.1216.14BDA

Mains Dimming
05.1216.40ANI
05.1216.14ANI

Casambi
05.1216.40ACB
05.1216.14ACB

Non Dimmable
05.1217.40A
05.1217.14A

Dali Version
05.1217.40BDA
05.1217.14BDA

Mains Dimming
05.1217.40ANI
05.1217.14ANI

Casambi
05.1217.40ACB
05.1217.14ACB

22°
MEDIUM

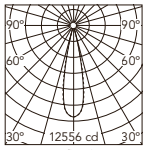

Luminous flux luminaire
1878 lm (EXTREME CUT OFF)

@White (40) 900mA

Beam Angle: 22°

h(m)	E(lx)	D(m)
1	12556	0.39
2	3139	0.78
3	1395	1.17
4	785	1.56
5	502	1.95

22°
MEDIUM

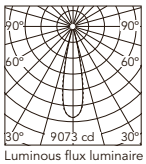

Luminous flux luminaire
1357 lm (EXTREME CUT OFF)

@White (40) 750mA

Beam Angle: 22°

h(m)	E(lx)	D(m)
1	9073	0.39
2	2268	0.78
3	1008	1.17
4	567	1.56
5	363	1.95

*Confezione multipla disponibile (12 pezzi per scatola). Come ordinare: "Sostituire lo 0 iniziale con una M + riferimento". Esempio: 03.8828.40A - M3.8828.40A
*Multipack available (12 pcs per box). How to order: "Replace the initial 0 with an M + reference". Example: 03.8828.40A - M3.8828.40A

Light Shadow Fixed Trim 8 Spots

Light Source: Power LED DC 900 mA 21,6W - 2160 lm - 2700K/CRI 90 / 21,6W - 2280 lm - 3000K/CRI 90
Mains dimming: Power LED DC 750 mA 18,6W - 1800 lm - 2700K/CRI 90 / 18,6W - 1900 lm - 3000K/CRI 90

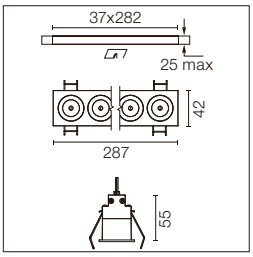

Apparecchio per illuminazione da incasso con 8 spot LED. Alimentazione remota inclusa (220-240V).
Non richiede cornice di pre-installazione.

* Confezione multipla disponibile.

E= Finitura Esterna
I= Finitura Interna

Recessed integrated luminaire with 8 LED lighting spots. Remote power supply included (220-240V).
Pre-installation frame not required.

* Multipack available.

E= External Finish
I= Internal Finish

Optic Flood 2700K

E I

Non Dimmable
03.9145.40A
03.9145.14A
Dali Version
03.9145.40BDA
03.9145.14BDA
Mains Dimming
03.9145.40ANI
03.9145.14ANI
Casambi
03.9145.40ACB
03.9145.14ACB

Non Dimmable
03.9146.40A
03.9146.14A
Dali Version
03.9146.40BDA
03.9146.14BDA
Mains Dimming
03.9146.40ANI
03.9146.14ANI
Casambi
03.9146.40ACB
03.9146.14ACB

Non Dimmable
05.1220.40A
05.1220.14A
Dali Version
05.1220.40BDA
05.1220.14BDA
Mains Dimming
05.1220.40ANI
05.1220.14ANI
Casambi
05.1220.40ACB
05.1220.14ACB

Non Dimmable
05.1221.40A
05.1221.14A
Dali Version
05.1221.40BDA
05.1221.14BDA
Mains Dimming
05.1221.40ANI
05.1221.14ANI
Casambi
05.1221.40ACB
05.1221.14ACB

Non Dimmable
05.1222.40A
05.1222.14A
Dali Version
05.1222.40BDA
05.1222.14BDA
Mains Dimming
05.1222.40ANI
05.1222.14ANI
Casambi
05.1222.40ACB
05.1222.14ACB

33° FLOOD

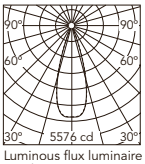

Luminous flux luminaire
1787 lm (EXTREME CUT OFF)

@White (40) 900mA

Beam Angle: 33°

h(m)	E(lx)	D(m)
1	5570	0.59
2	1392	1.18
3	619	1.78
4	348	2.37
5	223	2.96

33° FLOOD

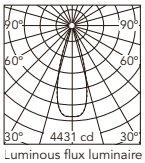

Luminous flux luminaire
1421 lm (EXTREME CUT OFF)

@White (40) 750mA

Beam Angle: 33°

h(m)	E(lx)	D(m)
1	4431	0.59
2	1108	1.18
3	492	1.78
4	277	2.37
5	177	2.96

Optic Flood 3000K

E I

Non Dimmable
03.9155.40A
03.9155.14A
Dali Version
03.9155.40BDA
03.9155.14BDA
Mains Dimming
03.9155.40ANI
03.9155.14ANI
Casambi
03.9155.40ACB
03.9155.14ACB

Non Dimmable
03.9156.40A
03.9156.14A
Dali Version
03.9156.40BDA
03.9156.14BDA
Mains Dimming
03.9156.40ANI
03.9156.14ANI
Casambi
03.9156.40ACB
03.9156.14ACB

Non Dimmable
05.1225.40A
05.1225.14A
Dali Version
05.1225.40BDA
05.1225.14BDA
Mains Dimming
05.1225.40ANI
05.1225.14ANI
Casambi
05.1225.40ACB
05.1225.14ACB

Non Dimmable
05.1226.40A
05.1226.14A
Dali Version
05.1226.40BDA
05.1226.14BDA
Mains Dimming
05.1226.40ANI
05.1226.14ANI
Casambi
05.1226.40ACB
05.1226.14ACB

Non Dimmable
05.1227.40A
05.1227.14A
Dali Version
05.1227.40BDA
05.1227.14BDA
Mains Dimming
05.1227.40ANI
05.1227.14ANI
Casambi
05.1227.40ACB
05.1227.14ACB

33° FLOOD

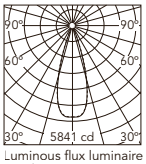

Luminous flux luminaire
1872 lm (EXTREME CUT OFF)

@White (40) 900mA

Beam Angle: 33°

h(m)	E(lx)	D(m)
1	5835	0.59
2	1459	1.18
3	648	1.78
4	365	2.37
5	233	2.96

33° FLOOD

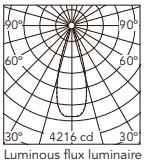

Luminous flux luminaire
1353 lm (EXTREME CUT OFF)

@White (40) 750mA

Beam Angle: 33°

h(m)	E(lx)	D(m)
1	4216	0.59
2	1054	1.18
3	468	1.78
4	264	2.37
5	169	2.96

Optic Wide Flood 2700K

E I

Non Dimmable
03.8316.40A
03.8316.14A

Dali Version
03.8316.40BDA
03.8316.14BDA

Mains Dimming
03.8316.40ANI
03.8316.14ANI

Casambi
03.8316.40ACB
03.8316.14ACB

45°
WIDE FLOOD

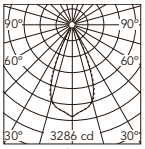

Luminous flux luminaire
1763 lm (EXTREME CUT OFF)

@White (40) 900mA

Beam Angle: 45°

h(m)	E(lx)	D(m)
1	3286	0.83
2	822	1.67
3	365	2.50
4	205	3.34
5	131	4.17

Non Dimmable
03.8317.40A
03.8317.14A

Dali Version
03.8317.40BDA
03.8317.14BDA

Mains Dimming
03.8317.40ANI
03.8317.14ANI

Casambi
03.8317.40ACB
03.8317.14ACB

45°
WIDE FLOOD

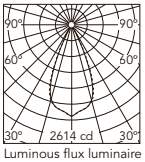

Luminous flux luminaire
1403 lm (EXTREME CUT OFF)

@White (40) 750mA

Beam Angle: 45°

h(m)	E(lx)	D(m)
1	2614	0.83
2	654	1.67
3	290	2.50
4	163	3.34
5	105	4.17

Non Dimmable
05.1230.40A
05.1230.14A

Dali Version
05.1230.40BDA
05.1230.14BDA

Mains Dimming
05.1230.40ANI
05.1230.14ANI

Casambi
05.1230.40ACB
05.1230.14ACB

Non Dimmable
05.1231.40A
05.1231.14A

Dali Version
05.1231.40BDA
05.1231.14BDA

Mains Dimming
05.1231.40ANI
05.1231.14ANI

Casambi
05.1231.40ACB
05.1231.14ACB

Non Dimmable
05.1232.40A
05.1232.14A

Dali Version
05.1232.40BDA
05.1232.14BDA

Mains Dimming
05.1232.40ANI
05.1232.14ANI

Casambi
05.1232.40ACB
05.1232.14ACB

Optic Wide Flood 3000K

E I

Non Dimmable
03.8320.40A
03.8320.14A

Dali Version
03.8320.40BDA
03.8320.14BDA

Mains Dimming
03.8320.40ANI
03.8320.14ANI

Casambi
03.8320.40ACB
03.8320.14ACB

45°
WIDE FLOOD

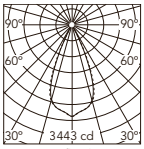

Luminous flux luminaire
1847 lm (EXTREME CUT OFF)

@White (40) 900mA

Beam Angle: 45°

h(m)	E(lx)	D(m)
1	3443	0.83
2	861	1.67
3	383	2.50
4	215	3.34
5	138	4.17

Non Dimmable
03.8321.40A
03.8321.14A

Dali Version
03.8321.40BDA
03.8321.14BDA

Mains Dimming
03.8321.40ANI
03.8321.14ANI

Casambi
03.8321.40ACB
03.8321.14ACB

45°
WIDE FLOOD

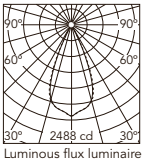

Luminous flux luminaire
1335 lm (EXTREME CUT OFF)

@White (40) 750mA

Beam Angle: 45°

h(m)	E(lx)	D(m)
1	2488	0.83
2	622	1.67
3	276	2.50
4	155	3.34
5	100	4.17

Non Dimmable
05.1235.40A
05.1235.14A

Dali Version
05.1235.40BDA
05.1235.14BDA

Mains Dimming
05.1235.40ANI
05.1235.14ANI

Casambi
05.1235.40ACB
05.1235.14ACB

Non Dimmable
05.1236.40A
05.1236.14A

Dali Version
05.1236.40BDA
05.1236.14BDA

Mains Dimming
05.1236.40ANI
05.1236.14ANI

Casambi
05.1236.40ACB
05.1236.14ACB

Non Dimmable
05.1237.40A
05.1237.14A

Dali Version
05.1237.40BDA
05.1237.14BDA

Mains Dimming
05.1237.40ANI
05.1237.14ANI

Casambi
05.1237.40ACB
05.1237.14ACB

*Confezione multipla disponibile (12 pezzi per scatola). Come ordinare: "Sostituire lo 0 iniziale con una M + riferimento". Esempio: 03.8828.40A - M3.8828.40A
*Multipack available (12 pcs per box). How to order: "Replace the initial 0 with an M + reference". Example: 03.8828.40A - M3.8828.40A

Light Shadow Fixed Trim 12 Spots

Light Source: Power LED DC 900 mA 32,4W - 3240 lm - 2700K/CRI 90 / 32,4W - 3420 lm - 3000K/CRI 90
Mains dimming: Power LED DC 750 mA 28W - 2710 lm - 2700K/CRI 90 / 28W - 2860 lm - 3000K/CRI 90

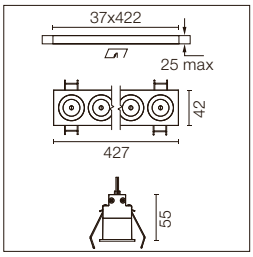

Apparecchio per illuminazione da incasso con 12 spot LED. Alimentazione remota inclusa (220-240V).
Non richiede cornice di pre-installazione.

E= Finitura Esterna
I= Finitura Interna

Recessed integrated luminaire with 12 LED lighting spots. Remote power supply included (220-240V). Pre-installation frame not required.

E= External Finish
I= Internal Finish

Optic Spot 2700K

E I

Non Dimmable
03.8844.40A
03.8844.14A
Dali & Push Version
03.8844.40BDA
03.8844.14BDA
Mains Dimming
03.8844.40ANI
03.8844.14ANI
Casambi
03.8844.40ACB
03.8844.14ACB

10° SPOT

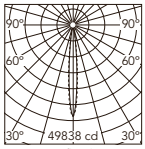

Luminous flux luminaire
2724 lm (EXTREME CUT OFF)

Beam Angle:		10°
h(m)	E(lx)	D(m)
1	49838	0.17
2	12459	0.35
3	5538	0.52
4	3115	0.70
5	1994	0.87

@White (40) 900mA

Non Dimmable
03.8845.40A
03.8845.14A
Dali & Push Version
03.8845.40BDA
03.8845.14BDA
Mains Dimming
03.8845.40ANI
03.8845.14ANI
Casambi
03.8845.40ACB
03.8845.14ACB

10° SPOT

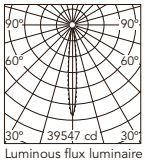

Luminous flux luminaire
2162 lm (EXTREME CUT OFF)

Beam Angle:		10°
h(m)	E(lx)	D(m)
1	39547	0.17
2	9887	0.35
3	4394	0.52
4	2472	0.70
5	1582	0.87

@White (40) 750mA

Non Dimmable
05.1300.40A
05.1300.14A
Dali & Push Version
05.1300.40BDA
05.1300.14BDA
Mains Dimming
05.1300.40ANI
05.1300.14ANI
Casambi
05.1300.40ACB
05.1300.14ACB
Non Dimmable
05.1301.40A
05.1301.14A
Dali & Push Version
05.1301.40BDA
05.1301.14BDA
Mains Dimming
05.1301.40ANI
05.1301.14ANI
Casambi
05.1301.40ACB
05.1301.14ACB
Non Dimmable
05.1302.40A
05.1302.14A
Dali & Push Version
05.1302.40BDA
05.1302.14BDA
Mains Dimming
05.1302.40ANI
05.1302.14ANI
Casambi
05.1302.40ACB
05.1302.14ACB

Optic Spot 3000K

E I

Non Dimmable
03.8848.40A
03.8848.14A
Dali & Push Version
03.8848.40BDA
03.8848.14BDA
Mains Dimming
03.8848.40ANI
03.8848.14ANI
Casambi
03.8848.40ACB
03.8848.14ACB

10° SPOT

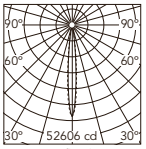

Luminous flux luminaire
2876 lm (EXTREME CUT OFF)

Beam Angle:		10°
h(m)	E(lx)	D(m)
1	52606	0.17
2	13152	0.35
3	5845	0.52
4	3288	0.70
5	2104	0.87

@White (40) 900mA

Non Dimmable
03.8849.40A
03.8849.14A
Dali & Push Version
03.8849.40BDA
03.8849.14BDA
Mains Dimming
03.8849.40ANI
03.8849.14ANI
Casambi
03.8849.40ACB
03.8849.14ACB

10° SPOT

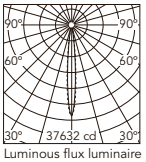

Luminous flux luminaire
2057 lm (EXTREME CUT OFF)

Beam Angle:		10°
h(m)	E(lx)	D(m)
1	37632	0.17
2	9408	0.35
3	4181	0.52
4	2352	0.70
5	1505	0.87

@White (40) 750mA

Non Dimmable
05.1305.40A
05.1305.14A
Dali & Push Version
05.1305.40BDA
05.1305.14BDA
Mains Dimming
05.1305.40ANI
05.1305.14ANI
Casambi
05.1305.40ACB
05.1305.14ACB
Non Dimmable
05.1306.40A
05.1306.14A
Dali & Push Version
05.1306.40BDA
05.1306.14BDA
Mains Dimming
05.1306.40ANI
05.1306.14ANI
Casambi
05.1306.40ACB
05.1306.14ACB
Non Dimmable
05.1307.40A
05.1307.14A
Dali & Push Version
05.1307.40BDA
05.1307.14BDA
Mains Dimming
05.1307.40ANI
05.1307.14ANI
Casambi
05.1307.40ACB
05.1307.14ACB

Optic Medium 2700K

E I Non Dimmable
03.9160.40A
03.9160.14A
Dali & Push Version
03.9160.40BDA
03.9160.14BDA
Mains Dimming
03.9160.40ANI
03.9160.14ANI
Casambi
03.9160.40ACB
03.9160.14ACB
Non Dimmable
03.9161.40A
03.9161.14A
Dali & Push Version
03.9161.40BDA
03.9161.14BDA
Mains Dimming
03.9161.40ANI
03.9161.14ANI
Casambi
03.9161.40ACB
03.9161.14ACB
Non Dimmable
05.1310.40A
05.1310.14A
Dali & Push Version
05.1310.40BDA
05.1310.14BDA
Mains Dimming
05.1310.40ANI
05.1310.14ANI
Casambi
05.1310.40ACB
05.1310.14ACB
Non Dimmable
05.1311.40A
05.1311.14A
Dali & Push Version
05.1311.40BDA
05.1311.14BDA
Mains Dimming
05.1311.40ANI
05.1311.14ANI
Casambi
05.1311.40ACB
05.1311.14ACB
Non Dimmable
05.1312.40A
05.1312.14A
Dali & Push Version
05.1312.40BDA
05.1312.14BDA
Mains Dimming
05.1312.40ANI
05.1312.14ANI
Casambi
05.1312.40ACB
05.1312.14ACB

22°
MEDIUM

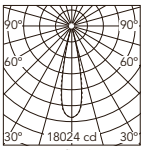

Luminous flux luminaire
2696 lm (EXTREME CUT OFF)

@White (40) 900mA

Beam Angle: 22°

h(m)	E(lx)	D(m)
1	18024	0.39
2	4506	0.78
3	2003	1.17
4	1126	1.56
5	721	1.95

22°
MEDIUM

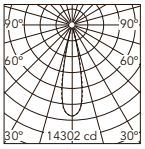

Luminous flux luminaire
2139 lm (EXTREME CUT OFF)

@White (40) 750mA

Beam Angle: 22°

h(m)	E(lx)	D(m)
1	14302	0.39
2	3576	0.78
3	1589	1.17
4	894	1.56
5	572	1.95

Optic Medium 3000K

E I Non Dimmable
03.9170.40A
03.9170.14A
Dali & Push Version
03.9170.40BDA
03.9170.14BDA
Mains Dimming
03.9170.40ANI
03.9170.14ANI
Casambi
03.9170.40ACB
03.9170.14ACB
Non Dimmable
03.9171.40A
03.9171.14A
Dali & Push Version
03.9171.40BDA
03.9171.14BDA
Mains Dimming
03.9171.40ANI
03.9171.14ANI
Casambi
03.9171.40ACB
03.9171.14ACB
Non Dimmable
05.1315.40A
05.1315.14A
Dali & Push Version
05.1315.40BDA
05.1315.14BDA
Mains Dimming
05.1315.40ANI
05.1315.14ANI
Casambi
05.1315.40ACB
05.1315.14ACB
Non Dimmable
05.1316.40A
05.1316.14A
Dali & Push Version
05.1316.40BDA
05.1316.14BDA
Mains Dimming
05.1316.40ANI
05.1316.14ANI
Casambi
05.1316.40ACB
05.1316.14ACB
Non Dimmable
05.1317.40A
05.1317.14A
Dali & Push Version
05.1317.40BDA
05.1317.14BDA
Mains Dimming
05.1317.40ANI
05.1317.14ANI
Casambi
05.1317.40ACB
05.1317.14ACB

22°
MEDIUM

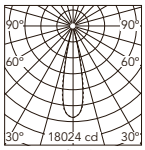

Luminous flux luminaire
2696 lm (EXTREME CUT OFF)

@White (40) 900mA

Beam Angle: 22°

h(m)	E(lx)	D(m)
1	18024	0.39
2	4506	0.78
3	2003	1.17
4	1126	1.56
5	721	1.95

22°
MEDIUM

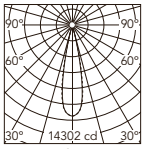

Luminous flux luminaire
2139 lm (EXTREME CUT OFF)

@White (40) 750mA

Beam Angle: 22°

h(m)	E(lx)	D(m)
1	14302	0.39
2	3576	0.78
3	1589	1.17
4	894	1.56
5	572	1.95

Light Shadow Fixed Trim 12 Spots

Light Source: Power LED DC 900 mA 32,4W - 3240 lm - 2700K/CRI 90 / 32,4W - 3420 lm - 3000K/CRI 90
Mains dimming: Power LED DC 750 mA 28W - 2710 lm - 2700K/CRI 90 / 28W - 2860 lm - 3000K/CRI 90

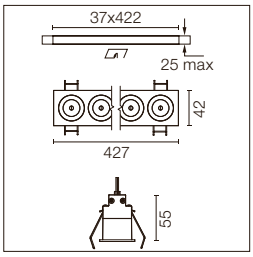

Apparecchio per illuminazione da incasso con 12 spot LED. Alimentazione remota inclusa (220-240V).
Non richiede cornice di pre-installazione.

E= Finitura Esterna
I= Finitura Interna

Recessed integrated luminaire with 12 LED lighting spots. Remote power supply included (220-240V). Pre-installation frame not required.

E= External Finish
I= Internal Finish

Optic Flood 2700K

E I

Non Dimmable
03.9165.40A
03.9165.14A
Dali & Push Version
03.9165.40BDA
03.9165.14BDA
Mains Dimming
03.9165.40ANI
03.9165.14ANI
Casambi
03.9165.40ACB
03.9165.14ACB

Non Dimmable
03.9166.40A
03.9166.14A
Dali & Push Version
03.9166.40BDA
03.9166.14BDA
Mains Dimming
03.9166.40ANI
03.9166.14ANI
Casambi
03.9166.40ACB
03.9166.14ACB

Non Dimmable
05.1320.40A
05.1320.14A
Dali & Push Version
05.1320.40BDA
05.1320.14BDA
Mains Dimming
05.1320.40ANI
05.1320.14ANI
Casambi
05.1320.40ACB
05.1320.14ACB

Non Dimmable
05.1321.40A
05.1321.14A
Dali & Push Version
05.1321.40BDA
05.1321.14BDA
Mains Dimming
05.1321.40ANI
05.1321.14ANI
Casambi
05.1321.40ACB
05.1321.14ACB

Non Dimmable
05.1322.40A
05.1322.14A
Dali & Push Version
05.1322.40BDA
05.1322.14BDA
Mains Dimming
05.1322.40ANI
05.1322.14ANI
Casambi
05.1322.40ACB
05.1322.14ACB

33° FLOOD

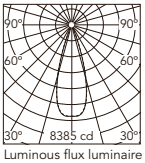

Luminous flux luminaire 2687 lm (EXTREME CUT OFF)

@White (40) 900mA

Beam Angle:		33°
h(m)	E(lx)	D(m)
1	8376	0.59
2	2094	1.18
3	931	1.78
4	523	2.37
5	335	2.96

33° FLOOD

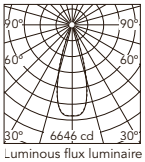

Luminous flux luminaire 2132 lm (EXTREME CUT OFF)

@White (40) 750mA

Beam Angle:		33°
h(m)	E(lx)	D(m)
1	6646	0.59
2	1662	1.18
3	738	1.78
4	415	2.37
5	266	2.96

Optic Flood 3000K

E I

Non Dimmable
03.9175.40A
03.9175.14A
Dali & Push Version
03.9175.40BDA
03.9175.14BDA
Mains Dimming
03.9175.40ANI
03.9175.14ANI
Casambi
03.9175.40ACB
03.9175.14ACB

Non Dimmable
03.9176.40A
03.9176.14A
Dali & Push Version
03.9176.40BDA
03.9176.14BDA
Mains Dimming
03.9176.40ANI
03.9176.14ANI
Casambi
03.9176.40ACB
03.9176.14ACB

Non Dimmable
05.1325.40A
05.1325.14A
Dali & Push Version
05.1325.40BDA
05.1325.14BDA
Mains Dimming
05.1325.40ANI
05.1325.14ANI
Casambi
05.1325.40ACB
05.1325.14ACB

Non Dimmable
05.1326.40A
05.1326.14A
Dali & Push Version
05.1326.40BDA
05.1326.14BDA
Mains Dimming
05.1326.40ANI
05.1326.14ANI
Casambi
05.1326.40ACB
05.1326.14ACB

Non Dimmable
05.1327.40A
05.1327.14A
Dali & Push Version
05.1327.40BDA
05.1327.14BDA
Mains Dimming
05.1327.40ANI
05.1327.14ANI
Casambi
05.1327.40ACB
05.1327.14ACB

33° FLOOD

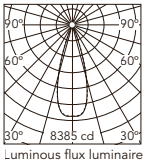

Luminous flux luminaire 2687 lm (EXTREME CUT OFF)

@White (40) 900mA

Beam Angle:		33°
h(m)	E(lx)	D(m)
1	8376	0.59
2	2094	1.18
3	931	1.78
4	523	2.37
5	335	2.96

33° FLOOD

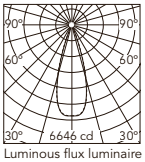

Luminous flux luminaire 2132 lm (EXTREME CUT OFF)

@White (40) 750mA

Beam Angle:		33°
h(m)	E(lx)	D(m)
1	6646	0.59
2	1662	1.18
3	738	1.78
4	415	2.37
5	266	2.96

Optic Wide Flood 2700K

E I Non Dimmable
03.8324.40A
03.8324.14A
Dali & Push Version
03.8324.40BDA
03.8324.14BDA
Mains Dimming
03.8324.40ANI
03.8324.14ANI
Casambi
03.8324.40ACB
03.8324.14ACB

45°
WIDE FLOOD

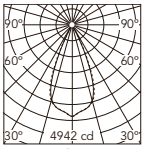

Luminous flux luminaire
2652 lm (EXTREME CUT OFF)

@White (40) 900mA

Beam Angle: 45°

h(m)	E(lx)	D(m)
1	4942	0.83
2	1235	1.67
3	549	2.50
4	309	3.34
5	198	4.17

Non Dimmable
03.8325.40A
03.8325.14A
Dali & Push Version
03.8325.40BDA
03.8325.14BDA
Mains Dimming
03.8325.40ANI
03.8325.14ANI
Casambi
03.8325.40ACB
03.8325.14ACB

45°
WIDE FLOOD

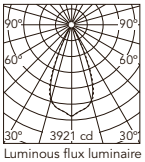

Luminous flux luminaire
2104 lm (EXTREME CUT OFF)

@White (40) 750mA

Beam Angle: 45°

h(m)	E(lx)	D(m)
1	3921	0.83
2	980	1.67
3	436	2.50
4	245	3.34
5	157	4.17

Non Dimmable
05.1330.40A
05.1330.14A
Dali & Push Version
05.1330.40BDA
05.1330.14BDA
Mains Dimming
05.1330.40ANI
05.1330.14ANI
Casambi
05.1330.40ACB
05.1330.14ACB
Non Dimmable
05.1331.40A
05.1331.14A
Dali & Push Version
05.1331.40BDA
05.1331.14BDA
Mains Dimming
05.1331.40ANI
05.1331.14ANI
Casambi
05.1331.40ACB
05.1331.14ACB
Non Dimmable
05.1332.40A
05.1332.14A
Dali & Push Version
05.1332.40BDA
05.1332.14BDA
Mains Dimming
05.1332.40ANI
05.1332.14ANI
Casambi
05.1332.40ACB
05.1332.14ACB

Optic Wide Flood 3000K

E I Non Dimmable
03.8328.40A
03.8328.14A
Dali & Push Version
03.8328.40BDA
03.8328.14BDA
Mains Dimming
03.8328.40ANI
03.8328.14ANI
Casambi
03.8328.40ACB
03.8328.14ACB

45°
WIDE FLOOD

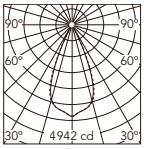

Luminous flux luminaire
2652 lm (EXTREME CUT OFF)

@White (40) 900mA

Beam Angle: 45°

h(m)	E(lx)	D(m)
1	4942	0.83
2	1235	1.67
3	549	2.50
4	309	3.34
5	198	4.17

Non Dimmable
03.8329.40A
03.8329.14A
Dali & Push Version
03.8329.40BDA
03.8329.14BDA
Mains Dimming
03.8329.40ANI
03.8329.14ANI
Casambi
03.8329.40ACB
03.8329.14ACB

45°
WIDE FLOOD

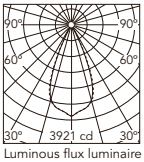

Luminous flux luminaire
2104 lm (EXTREME CUT OFF)

@White (40) 750mA

Beam Angle: 45°

h(m)	E(lx)	D(m)
1	3921	0.83
2	980	1.67
3	436	2.50
4	245	3.34
5	157	4.17

Non Dimmable
05.1335.40A
05.1335.14A
Dali & Push Version
05.1335.40BDA
05.1335.14BDA
Mains Dimming
05.1335.40ANI
05.1335.14ANI
Casambi
05.1335.40ACB
05.1335.14ACB
Non Dimmable
05.1336.40A
05.1336.14A
Dali & Push Version
05.1336.40BDA
05.1336.14BDA
Mains Dimming
05.1336.40ANI
05.1336.14ANI
Casambi
05.1336.40ACB
05.1336.14ACB
Non Dimmable
05.1337.40A
05.1337.14A
Dali & Push Version
05.1337.40BDA
05.1337.14BDA
Mains Dimming
05.1337.40ANI
05.1337.14ANI
Casambi
05.1337.40ACB
05.1337.14ACB

Light Shadow Fixed No Trim 2 Spots

Light Source: Power LED DC 900 mA 7W - 540 lm - 2700K/CRI 90 / 7W - 570 lm - 3000K/CRI 90

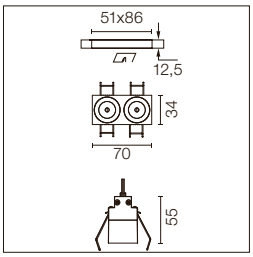

Apparecchio per illuminazione da incasso con 2 spot LED. Alimentazione remota inclusa (220-240V).
Necessaria cornice di pre-installazione, da ordinare separatamente.

E= Finitura Esterna
I= Finitura Interna

Recessed integrated luminaire with 2 LED lighting spots. Remote power supply included (220-240V).
It requires a pre-installation frame, to be ordered separately.

E= External Finish
I= Internal Finish

Optic Spot 2700K

E I

Non Dimmable
03.8852.40A
03.8852.14A
Dali Version
03.8852.40BDA
03.8852.14BDA
Mains Dimming
03.8852.40ANI
03.8852.14ANI
Casambi
03.8852.40ACB
03.8852.14ACB
Non Dimmable
03.8853.40A
03.8853.14A
Dali Version
03.8853.40BDA
03.8853.14BDA
Mains Dimming
03.8853.40ANI
03.8853.14ANI
Casambi
03.8853.40ACB
03.8853.14ACB
Non Dimmable
05.1040.40A
05.1040.14A
Dali Version
05.1040.40BDA
05.1040.14BDA
Mains Dimming
05.1040.40ANI
05.1040.14ANI
Casambi
05.1040.40ACB
05.1040.14ACB
Non Dimmable
05.1041.40A
05.1041.14A
Dali Version
05.1041.40BDA
05.1041.14BDA
Mains Dimming
05.1041.40ANI
05.1041.14ANI
Casambi
05.1041.40ACB
05.1041.14ACB
Non Dimmable
05.1042.40A
05.1042.14A
Dali Version
05.1042.40BDA
05.1042.14BDA
Mains Dimming
05.1042.40ANI
05.1042.14ANI
Casambi
05.1042.40ACB
05.1042.14ACB

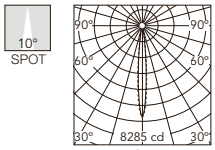

Luminous flux luminaire
453 lm (EXTREME CUT OFF)

@White (40)

Beam Angle: 10°

h(m)	E(lx)	D(m)
1	8285	0.17
2	2071	0.35
3	921	0.52
4	518	0.70
5	331	0.87

Optic Spot 3000K

E I

Non Dimmable
03.8856.40A
03.8856.14A
Dali Version
03.8856.40BDA
03.8856.14BDA
Mains Dimming
03.8856.40ANI
03.8856.14ANI
Casambi
03.8856.40ACB
03.8856.14ACB
Non Dimmable
03.8857.40A
03.8857.14A
Dali Version
03.8857.40BDA
03.8857.14BDA
Mains Dimming
03.8857.40ANI
03.8857.14ANI
Casambi
03.8857.40ACB
03.8857.14ACB
Non Dimmable
05.1045.40A
05.1045.14A
Dali Version
05.1045.40BDA
05.1045.14BDA
Mains Dimming
05.1045.40ANI
05.1045.14ANI
Casambi
05.1045.40ACB
05.1045.14ACB
Non Dimmable
05.1046.40A
05.1046.14A
Dali Version
05.1046.40BDA
05.1046.14BDA
Mains Dimming
05.1046.40ANI
05.1046.14ANI
Casambi
05.1046.40ACB
05.1046.14ACB
Non Dimmable
05.1047.40A
05.1047.14A
Dali Version
05.1047.40BDA
05.1047.14BDA
Mains Dimming
05.1047.40ANI
05.1047.14ANI
Casambi
05.1047.40ACB
05.1047.14ACB

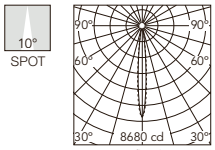

Luminous flux luminaire
475 lm (EXTREME CUT OFF)

@White (40)

Beam Angle: 10°

h(m)	E(lx)	D(m)
1	8680	0.17
2	2170	0.35
3	964	0.52
4	542	0.70
5	347	0.87

Optic Medium 2700K

E I Non Dimmable
03.9200.40A
03.9200.14A
Dali Version
03.9200.40BDA
03.9200.14BDA
Mains Dimming
03.9200.40ANI
03.9200.14ANI
Casambi
03.9200.40ACB
03.9200.14ACB
Non Dimmable
03.9201.40A
03.9201.14A
Dali Version
03.9201.40BDA
03.9201.14BDA
Mains Dimming
03.9201.40ANI
03.9201.14ANI
Casambi
03.9201.40ACB
03.9201.14ACB
Non Dimmable
05.1050.40A
05.1050.14A
Dali Version
05.1050.40BDA
05.1050.14BDA
Mains Dimming
05.1050.40ANI
05.1050.14ANI
Casambi
05.1050.40ACB
05.1050.14ACB
Non Dimmable
05.1051.40A
05.1051.14A
Dali Version
05.1051.40BDA
05.1051.14BDA
Mains Dimming
05.1051.40ANI
05.1051.14ANI
Casambi
05.1051.40ACB
05.1051.14ACB
Non Dimmable
05.1052.40A
05.1052.14A
Dali Version
05.1052.40BDA
05.1052.14BDA
Mains Dimming
05.1052.40ANI
05.1052.14ANI
Casambi
05.1052.40ACB
05.1052.14ACB

22°
MEDIUM

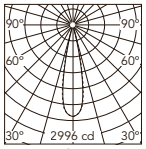

Luminous flux luminaire
448 lm [EXTREME CUT OFF]

@White (40)

Beam Angle: 22°

h(m)	E(lx)	D(m)
1	2996	0.39
2	749	0.78
3	333	1.17
4	187	1.56
5	120	1.95

Optic Medium 3000K

E I Non Dimmable
03.9210.40A
03.9210.14A
Dali Version
03.9210.40BDA
03.9210.14BDA
Mains Dimming
03.9210.40ANI
03.9210.14ANI
Casambi
03.9210.40ACB
03.9210.14ACB
Non Dimmable
03.9211.40A
03.9211.14A
Dali Version
03.9211.40BDA
03.9211.14BDA
Mains Dimming
03.9211.40ANI
03.9211.14ANI
Casambi
03.9211.40ACB
03.9211.14ACB
Non Dimmable
05.1055.40A
05.1055.14A
Dali Version
05.1055.40BDA
05.1055.14BDA
Mains Dimming
05.1055.40ANI
05.1055.14ANI
Casambi
05.1055.40ACB
05.1055.14ACB
Non Dimmable
05.1056.40A
05.1056.14A
Dali Version
05.1056.40BDA
05.1056.14BDA
Mains Dimming
05.1056.40ANI
05.1056.14ANI
Casambi
05.1056.40ACB
05.1056.14ACB
Non Dimmable
05.1057.40A
05.1057.14A
Dali Version
05.1057.40BDA
05.1057.14BDA
Mains Dimming
05.1057.40ANI
05.1057.14ANI
Casambi
05.1057.40ACB
05.1057.14ACB

22°
MEDIUM

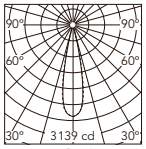

Luminous flux luminaire
470 lm [EXTREME CUT OFF]

@White (40)

Beam Angle: 22°

h(m)	E(lx)	D(m)
1	3139	0.39
2	785	0.78
3	349	1.17
4	196	1.56
5	126	1.95

Light Shadow Fixed No Trim 2 Spots

Light Source: Power LED DC 900 mA 7W - 540 lm - 2700K/CRI 90 / 7W - 570 lm - 3000K/CRI 90

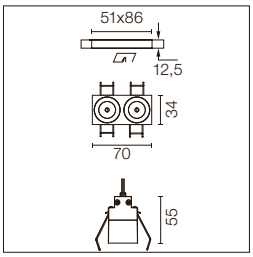

Apparecchio per illuminazione da incasso con 2 spot LED. Alimentazione remota inclusa (220-240V).
Necessaria cornice di pre-installazione, da ordinare separatamente.

E= Finitura Esterna
I= Finitura Interna

Recessed integrated luminaire with 2 LED lighting spots. Remote power supply included (220-240V).
It requires a pre-installation frame, to be ordered separately.

E= External Finish
I= Internal Finish

Optic Flood 2700K

E I

Non Dimmable
03.9205.40A
03.9205.14A
Dali Version
03.9205.40BDA
03.9205.14BDA
Mains Dimming
03.9205.40ANI
03.9205.14ANI
Casambi
03.9205.40ACB
03.9205.14ACB
Non Dimmable
03.9206.40A
03.9206.14A
Dali Version
03.9206.40BDA
03.9206.14BDA
Mains Dimming
03.9206.40ANI
03.9206.14ANI
Casambi
03.9206.40ACB
03.9206.14ACB
Non Dimmable
05.1060.40A
05.1060.14A
Dali Version
05.1060.40BDA
05.1060.14BDA
Mains Dimming
05.1060.40ANI
05.1060.14ANI
Casambi
05.1060.40ACB
05.1060.14ACB
Non Dimmable
05.1061.40A
05.1061.14A
Dali Version
05.1061.40BDA
05.1061.14BDA
Mains Dimming
05.1061.40ANI
05.1061.14ANI
Casambi
05.1061.40ACB
05.1061.14ACB
Non Dimmable
05.1062.40A
05.1062.14A
Dali Version
05.1062.40BDA
05.1062.14BDA
Mains Dimming
05.1062.40ANI
05.1062.14ANI
Casambi
05.1062.40ACB
05.1062.14ACB

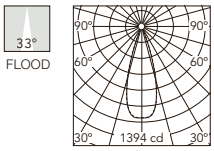

Luminous flux luminaire
447 lm (EXTREME CUT OFF)

@White (40)

Beam Angle: 33°

h(m)	E(lx)	D(m)
1	1392	0.59
2	348	1.18
3	155	1.78
4	87	2.37
5	56	2.96

Optic Flood 3000K

E I

Non Dimmable
03.9215.40A
03.9215.14A
Dali Version
03.9215.40BDA
03.9215.14BDA
Mains Dimming
03.9215.40ANI
03.9215.14ANI
Casambi
03.9215.40ACB
03.9215.14ACB
Non Dimmable
03.9216.40A
03.9216.14A
Dali Version
03.9216.40BDA
03.9216.14BDA
Mains Dimming
03.9216.40ANI
03.9216.14ANI
Casambi
03.9216.40ACB
03.9216.14ACB
Non Dimmable
05.1065.40A
05.1065.14A
Dali Version
05.1065.40BDA
05.1065.14BDA
Mains Dimming
05.1065.40ANI
05.1065.14ANI
Casambi
05.1065.40ACB
05.1065.14ACB
Non Dimmable
05.1066.40A
05.1066.14A
Dali Version
05.1066.40BDA
05.1066.14BDA
Mains Dimming
05.1066.40ANI
05.1066.14ANI
Casambi
05.1066.40ACB
05.1066.14ACB
Non Dimmable
05.1067.40A
05.1067.14A
Dali Version
05.1067.40BDA
05.1067.14BDA
Mains Dimming
05.1067.40ANI
05.1067.14ANI
Casambi
05.1067.40ACB
05.1067.14ACB

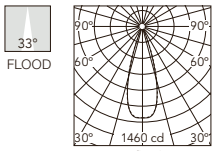

Luminous flux luminaire
468 lm (EXTREME CUT OFF)

@White (40)

Beam Angle: 33°

h(m)	E(lx)	D(m)
1	1459	0.59
2	365	1.18
3	162	1.78
4	91	2.37
5	58	2.96

Optic Wide Flood 2700K

E I Non Dimmable
03.8350.40A
03.8350.14A

Dali Version
03.8350.40BDA
03.8350.14BDA

Mains Dimming
03.8350.40ANI
03.8350.14ANI

Casambi
03.8350.40ACB
03.8350.14ACB

Non Dimmable
03.8351.40A
03.8351.14A

Dali Version
03.8351.40BDA
03.8351.14BDA

Mains Dimming
03.8351.40ANI
03.8351.14ANI

Casambi
03.8351.40ACB
03.8351.14ACB

Non Dimmable
05.1070.40A
05.1070.14A

Dali Version
05.1070.40BDA
05.1070.14BDA

Mains Dimming
05.1070.40ANI
05.1070.14ANI

Casambi
05.1070.40ACB
05.1070.14ACB

Non Dimmable
05.1071.40A
05.1071.14A

Dali Version
05.1071.40BDA
05.1071.14BDA

Mains Dimming
05.1071.40ANI
05.1071.14ANI

Casambi
05.1071.40ACB
05.1071.14ACB

Non Dimmable
05.1072.40A
05.1072.14A

Dali Version
05.1072.40BDA
05.1072.14BDA

Mains Dimming
05.1072.40ANI
05.1072.14ANI

Casambi
05.1072.40ACB
05.1072.14ACB

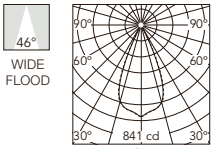

WIDE FLOOD

Luminous flux luminaire
443 lm [EXTREME CUT OFF]

Beam Angle: 46°

h(m)	E(lx)	D(m)
1	841	0.84
2	210	1.69
3	93	2.53
4	53	3.38
5	34	4.22

@White (40)

Optic Wide Flood 3000K

E I Non Dimmable
03.8354.40A
03.8354.14A

Dali Version
03.8354.40BDA
03.8354.14BDA

Mains Dimming
03.8354.40ANI
03.8354.14ANI

Casambi
03.8354.40ACB
03.8354.14ACB

Non Dimmable
03.8355.40A
03.8355.14A

Dali Version
03.8355.40BDA
03.8355.14BDA

Mains Dimming
03.8355.40ANI
03.8355.14ANI

Casambi
03.8355.40ACB
03.8355.14ACB

Non Dimmable
05.1075.40A
05.1075.14A

Dali Version
05.1075.40BDA
05.1075.14BDA

Mains Dimming
05.1075.40ANI
05.1075.14ANI

Casambi
05.1075.40ACB
05.1075.14ACB

Non Dimmable
05.1076.40A
05.1076.14A

Dali Version
05.1076.40BDA
05.1076.14BDA

Mains Dimming
05.1076.40ANI
05.1076.14ANI

Casambi
05.1076.40ACB
05.1076.14ACB

Non Dimmable
05.1077.40A
05.1077.14A

Dali Version
05.1077.40BDA
05.1077.14BDA

Mains Dimming
05.1077.40ANI
05.1077.14ANI

Casambi
05.1077.40ACB
05.1077.14ACB

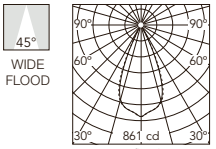

WIDE FLOOD

Luminous flux luminaire
462 lm [EXTREME CUT OFF]

Beam Angle: 45°

h(m)	E(lx)	D(m)
1	861	0.83
2	215	1.67
3	96	2.50
4	54	3.34
5	34	4.17

@White (40)

Light Shadow Fixed No Trim 4 Spots

Light Source: Power LED DC 900 mA 10,8W - 1080 lm - 2700K/CRI 90 / 10,8W - 1140lm - 3000K/CRI 90

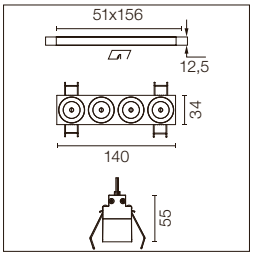

Apparecchio per illuminazione da incasso con 4 spot LED. Alimentazione remota inclusa. Necessaria cornice di installazione, da ordinare separatamente (220-240V). Cornice di pre-installazione da ordinare separatamente.

* Confezione multipla disponibile.

E= Finitura Esterna
I= Finitura Interna

Recessed integrated luminaire with 4 LED lighting spots. Remote power supply included (220-240V). It requires a pre-installation frame, to be ordered separately.

* Multipack available.

E= External Finish
I= Internal Finish.

Optic Spot 2700K

E I

Non Dimmable
03.8860.40A
03.8860.14A

Dali Version
03.8860.40BDA
03.8860.14BDA

Mains Dimming
03.8860.40ANI
03.8860.14ANI

Casambi
03.8860.40ACB
03.8860.14ACB

Non Dimmable
03.8861.40A
03.8861.14A

Dali Version
03.8861.40BDA
03.8861.14BDA

Mains Dimming
03.8861.40ANI
03.8861.14ANI

Casambi
03.8861.40ACB
03.8861.14ACB

Non Dimmable
05.1140.40A
05.1140.14A

Dali Version
05.1140.40BDA
05.1140.14BDA

Mains Dimming
05.1140.40ANI
05.1140.14ANI

Casambi
05.1140.40ACB
05.1140.14ACB

Non Dimmable
05.1141.40A
05.1141.14A

Dali Version
05.1141.40BDA
05.1141.14BDA

Mains Dimming
05.1141.40ANI
05.1141.14ANI

Casambi
05.1141.40ACB
05.1141.14ACB

Non Dimmable
05.1142.40A
05.1142.14A

Dali Version
05.1142.40BDA
05.1142.14BDA

Mains Dimming
05.1142.40ANI
05.1142.14ANI

Casambi
05.1142.40ACB
05.1142.14ACB

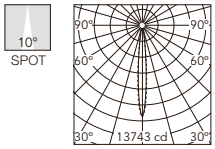

Luminous flux luminaire 751 lm (EXTREME CUT OFF)

@White (40)

Beam Angle: 10°

h(m)	E(lx)	D(m)
1	13743	0.17
2	3436	0.35
3	1527	0.52
4	859	0.70
5	550	0.87

Optic Spot 3000K

E I

Non Dimmable
03.8864.40A
03.8864.14A

Dali Version
03.8864.40BDA
03.8864.14BDA

Mains Dimming
03.8864.40ANI
03.8864.14ANI

Casambi
03.8864.40ACB
03.8864.14ACB

Non Dimmable
03.8865.40A
03.8865.14A

Dali Version
03.8865.40BDA
03.8865.14BDA

Mains Dimming
03.8865.40ANI
03.8865.14ANI

Casambi
03.8865.40ACB
03.8865.14ACB

Non Dimmable
05.1145.40A
05.1145.14A

Dali Version
05.1145.40BDA
05.1145.14BDA

Mains Dimming
05.1145.40ANI
05.1145.14ANI

Casambi
05.1145.40ACB
05.1145.14ACB

Non Dimmable
05.1146.40A
05.1146.14A

Dali Version
05.1146.40BDA
05.1146.14BDA

Mains Dimming
05.1146.40ANI
05.1146.14ANI

Casambi
05.1146.40ACB
05.1146.14ACB

Non Dimmable
05.1147.40A
05.1147.14A

Dali Version
05.1147.40BDA
05.1147.14BDA

Mains Dimming
05.1147.40ANI
05.1147.14ANI

Casambi
05.1147.40ACB
05.1147.14ACB

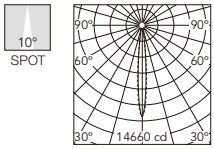

Luminous flux luminaire 801 lm (EXTREME CUT OFF)

@White (40)

Beam Angle: 10°

h(m)	E(lx)	D(m)
1	14660	0.17
2	3665	0.35
3	1629	0.52
4	916	0.70
5	586	0.87

Optic Medium 2700K

E I Non Dimmable
03.9220.40A
03.9220.14A
Dali Version
03.9220.40BDA
03.9220.14BDA
Mains Dimming
03.9220.40ANI
03.9220.14ANI
Casambi
03.9220.40ACB
03.9220.14ACB
Non Dimmable
03.9221.40A
03.9221.14A
Dali Version
03.9221.40BDA
03.9221.14BDA
Mains Dimming
03.9221.40ANI
03.9221.14ANI
Casambi
03.9221.40ACB
03.9221.14ACB
Non Dimmable
05.1150.40A
05.1150.14A
Dali Version
05.1150.40BDA
05.1150.14BDA
Mains Dimming
05.1150.40ANI
05.1150.14ANI
Casambi
05.1150.40ACB
05.1150.14ACB
Non Dimmable
05.1151.40A
05.1151.14A
Dali Version
05.1151.40BDA
05.1151.14BDA
Mains Dimming
05.1151.40ANI
05.1151.14ANI
Casambi
05.1151.40ACB
05.1151.14ACB
Non Dimmable
05.1152.40A
05.1152.14A
Dali Version
05.1152.40BDA
05.1152.14BDA
Mains Dimming
05.1152.40ANI
05.1152.14ANI
Casambi
05.1152.40ACB
05.1152.14ACB

22°
MEDIUM

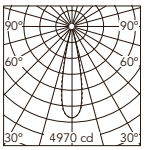

Luminous flux luminaire
744 lm [EXTREME CUT OFF]

Beam Angle: 22°

h(m)	E(lx)	D(m)
1	4970	0.39
2	1243	0.78
3	552	1.17
4	311	1.56
5	199	1.95

@White (40)

Optic Medium 3000K

E I Non Dimmable
03.9230.40A
03.9230.14A
Dali Version
03.9230.40BDA
03.9230.14BDA
Mains Dimming
03.9230.40ANI
03.9230.14ANI
Casambi
03.9230.40ACB
03.9230.14ACB
Non Dimmable
03.9231.40A
03.9231.14A
Dali Version
03.9231.40BDA
03.9231.14BDA
Mains Dimming
03.9231.40ANI
03.9231.14ANI
Casambi
03.9231.40ACB
03.9231.14ACB
Non Dimmable
05.1155.40A
05.1155.14A
Dali Version
05.1155.40BDA
05.1155.14BDA
Mains Dimming
05.1155.40ANI
05.1155.14ANI
Casambi
05.1155.40ACB
05.1155.14ACB
Non Dimmable
05.1156.40A
05.1156.14A
Dali Version
05.1156.40BDA
05.1156.14BDA
Mains Dimming
05.1156.40ANI
05.1156.14ANI
Casambi
05.1156.40ACB
05.1156.14ACB
Non Dimmable
05.1157.40A
05.1157.14A
Dali Version
05.1157.40BDA
05.1157.14BDA
Mains Dimming
05.1157.40ANI
05.1157.14ANI
Casambi
05.1157.40ACB
05.1157.14ACB

22°
MEDIUM

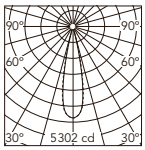

Luminous flux luminaire
793 lm [EXTREME CUT OFF]

Beam Angle: 22°

h(m)	E(lx)	D(m)
1	5302	0.39
2	1325	0.78
3	589	1.17
4	331	1.56
5	212	1.95

@White (40)

*Confezione multipla disponibile (14 pezzi per scatola). Come ordinare: "Sostituire lo 0 iniziale con una M + riferimento". Esempio: 03.8828.40A - M3.8828.40A
*Multipack available (14 pcs per box). How to order: "Replace the initial 0 with an M + reference". Example: 03.8828.40A - M3.8828.40A

Light Shadow Fixed No Trim 4 Spots

Light Source: Power LED DC 900 mA 10,8W - 1080 lm - 2700K/CRI 90 / 10,8W - 1140lm - 3000K/CRI 90

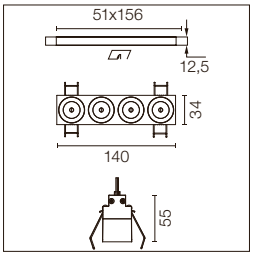

Apparecchio per illuminazione da incasso con 4 spot LED. Alimentazione remota inclusa. Necessaria cornice di installazione, da ordinare separatamente (220-240V). Cornice di pre-installazione da ordinare separatamente.

* Confezione multipla disponibile.

E= Finitura Esterna
I= Finitura Interna

Recessed integrated luminaire with 4 LED lighting spots. Remote power supply included (220-240V). It requires a pre-installation frame, to be ordered separately.

* Multipack available.

E= External Finish
I= Internal Finish.

Optic Flood 2700K

E I

Non Dimmable
03.9225.40A
03.9225.14A
Dali Version
03.9225.40BDA
03.9225.14BDA
Mains Dimming
03.9225.40ANI
03.9225.14ANI
Casambi
03.9225.40ACB
03.9225.14ACB
Non Dimmable
03.9226.40A
03.9226.14A
Dali Version
03.9226.40BDA
03.9226.14BDA
Mains Dimming
03.9226.40ANI
03.9226.14ANI
Casambi
03.9226.40ACB
03.9226.14ACB
Non Dimmable
05.1160.40A
05.1160.14A
Dali Version
05.1160.40BDA
05.1160.14BDA
Mains Dimming
05.1160.40ANI
05.1160.14ANI
Casambi
05.1160.40ACB
05.1160.14ACB
Non Dimmable
05.1161.40A
05.1161.14A
Dali Version
05.1161.40BDA
05.1161.14BDA
Mains Dimming
05.1161.40ANI
05.1161.14ANI
Casambi
05.1161.40ACB
05.1161.14ACB
Non Dimmable
05.1162.40A
05.1162.14A
Dali Version
05.1162.40BDA
05.1162.14BDA
Mains Dimming
05.1162.40ANI
05.1162.14ANI
Casambi
05.1162.40ACB
05.1162.14ACB

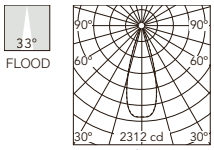

Luminous flux luminaire
741 lm (EXTREME CUT OFF)

@White (40)

Beam Angle: 33°

h(m)	E(lx)	D(m)
1	2310	0.59
2	577	1.18
3	257	1.78
4	144	2.37
5	92	2.96

Optic Flood 3000K

E I

Non Dimmable
03.9235.40A
03.9235.14A
Dali Version
03.9235.40BDA
03.9235.14BDA
Mains Dimming
03.9235.40ANI
03.9235.14ANI
Casambi
03.9235.40ACB
03.9235.14ACB
Non Dimmable
03.9236.40A
03.9236.14A
Dali Version
03.9236.40BDA
03.9236.14BDA
Mains Dimming
03.9236.40ANI
03.9236.14ANI
Casambi
03.9236.40ACB
03.9236.14ACB
Non Dimmable
05.1165.40A
05.1165.14A
Dali Version
05.1165.40BDA
05.1165.14BDA
Mains Dimming
05.1165.40ANI
05.1165.14ANI
Casambi
05.1165.40ACB
05.1165.14ACB
Non Dimmable
05.1166.40A
05.1166.14A
Dali Version
05.1166.40BDA
05.1166.14BDA
Mains Dimming
05.1166.40ANI
05.1166.14ANI
Casambi
05.1166.40ACB
05.1166.14ACB
Non Dimmable
05.1167.40A
05.1167.14A
Dali Version
05.1167.40BDA
05.1167.14BDA
Mains Dimming
05.1167.40ANI
05.1167.14ANI
Casambi
05.1167.40ACB
05.1167.14ACB

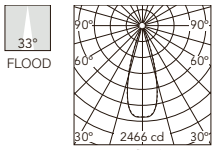

Luminous flux luminaire
790 lm (EXTREME CUT OFF)

@White (40)

Beam Angle: 33°

h(m)	E(lx)	D(m)
1	2464	0.59
2	616	1.18
3	274	1.78
4	154	2.37
5	99	2.96

Optic Wide Flood 2700K

E I

Non Dimmable
03.8358.40A
03.8358.14A

Dali Version
03.8358.40BDA
03.8358.14BDA

Mains Dimming
03.8358.40ANI
03.8358.14ANI

Casambi
03.8358.40ACB
03.8358.14ACB

Non Dimmable
03.8359.40A
03.8359.14A

Dali Version
03.8359.40BDA
03.8359.14BDA

Mains Dimming
03.8359.40ANI
03.8359.14ANI

Casambi
03.8359.40ACB
03.8359.14ACB

Non Dimmable
05.1170.40A
05.1170.14A

Dali Version
05.1170.40BDA
05.1170.14BDA

Mains Dimming
05.1170.40ANI
05.1170.14ANI

Casambi
05.1170.40ACB
05.1170.14ACB

Non Dimmable
05.1171.40A
05.1171.14A

Dali Version
05.1171.40BDA
05.1171.14BDA

Mains Dimming
05.1171.40ANI
05.1171.14ANI

Casambi
05.1171.40ACB
05.1171.14ACB

Non Dimmable
05.1172.40A
05.1172.14A

Dali Version
05.1172.40BDA
05.1172.14BDA

Mains Dimming
05.1172.40ANI
05.1172.14ANI

Casambi
05.1172.40ACB
05.1172.14ACB

45°
WIDE FLOOD

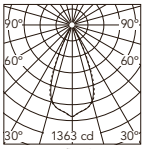

Luminous flux luminaire
731 lm [EXTREME CUT OFF]

Beam Angle: 45°

h(m)	E(lx)	D(m)
1	1363	0.83
2	341	1.67
3	151	2.50
4	85	3.34
5	55	4.17

@White (40)

Optic Wide Flood 3000K

E I

Non Dimmable
03.8362.40A
03.8362.14A

Dali Version
03.8362.40BDA
03.8362.14BDA

Mains Dimming
03.8362.40ANI
03.8362.14ANI

Casambi
03.8362.40ACB
03.8362.14ACB

Non Dimmable
03.8363.40A
03.8363.14A

Dali Version
03.8363.40BDA
03.8363.14BDA

Mains Dimming
03.8363.40ANI
03.8363.14ANI

Casambi
03.8363.40ACB
03.8363.14ACB

Non Dimmable
05.1175.40A
05.1175.14A

Dali Version
05.1175.40BDA
05.1175.14BDA

Mains Dimming
05.1175.40ANI
05.1175.14ANI

Casambi
05.1175.40ACB
05.1175.14ACB

Non Dimmable
05.1176.40A
05.1176.14A

Dali Version
05.1176.40BDA
05.1176.14BDA

Mains Dimming
05.1176.40ANI
05.1176.14ANI

Casambi
05.1176.40ACB
05.1176.14ACB

Non Dimmable
05.1177.40A
05.1177.14A

Dali Version
05.1177.40BDA
05.1177.14BDA

Mains Dimming
05.1177.40ANI
05.1177.14ANI

Casambi
05.1177.40ACB
05.1177.14ACB

45°
WIDE FLOOD

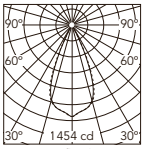

Luminous flux luminaire
780 lm [EXTREME CUT OFF]

Beam Angle: 45°

h(m)	E(lx)	D(m)
1	1454	0.83
2	363	1.67
3	162	2.50
4	91	3.34
5	58	4.17

@White (40)

*Confezione multipla disponibile (14 pezzi per scatola). Come ordinare: "Sostituire lo 0 iniziale con una M + riferimento". Esempio: 03.8828.40A - M3.8828.40A
*Multipack available (14 pcs per box). How to order: "Replace the initial 0 with an M + reference". Example: 03.8828.40A - M3.8828.40A

Light Shadow Fixed No Trim 4 Spots Square

Light Source: Power LED DC 900 mA 10,8W - 1080 lm - 2700K/CRI 90 / 10,8W - 1140lm - 3000K/CRI 90

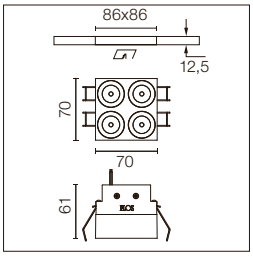

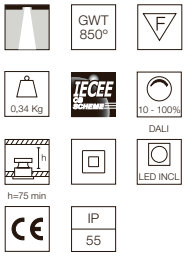

Apparecchio per illuminazione da incasso con 4 spot LED. Alimentazione remota inclusa. Necessaria cornice di installazione, da ordinare separatamente (220-240V).
Cornice di pre-installazione da ordinare separatamente.

E= Finitura Esterna
I= Finitura Interna

Recessed integrated luminaire with 4 LED lighting spots. Remote power supply included (220-240V).
It requires a pre-installation frame, to be ordered separately.

E= External Finish
I= Internal Finish.

Optic Spot 2700K

E I

Non Dimmable
05.0640.40
05.0640.14
Dali Version
05.0640.40.DA
05.0640.14.DA
Mains Dimming
05.0640.40.NI
05.0640.14.NI
Casambi
05.0640.40.CB
05.0640.14.CB

Non Dimmable
05.0641.40
05.0641.14
Dali Version
05.0641.40.DA
05.0641.14.DA
Mains Dimming
05.0641.40.NI
05.0641.14.NI
Casambi
05.0641.40.CB
05.0641.14.CB

Non Dimmable
05.0643.40
05.0643.14
Dali Version
05.0643.40.DA
05.0643.14.DA
Mains Dimming
05.0643.40.NI
05.0643.14.NI
Casambi
05.0643.40.CB
05.0643.14.CB

Non Dimmable
05.0644.40
05.0644.14
Dali Version
05.0644.40.DA
05.0644.14.DA
Mains Dimming
05.0644.40.NI
05.0644.14.NI
Casambi
05.0644.40.CB
05.0644.14.CB

Non Dimmable
05.0642.40
05.0642.14
Dali Version
05.0642.40.DA
05.0642.14.DA
Mains Dimming
05.0642.40.NI
05.0642.14.NI
Casambi
05.0642.40.CB
05.0642.14.CB

10°
SPOT

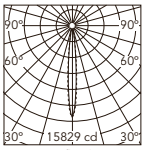

Luminous flux luminaire
865 lm (EXTREME CUT OFF)

@White (40)

Beam Angle: 10°

h(m)	E(lx)	D(m)
1	15829	0.17
2	3957	0.35
3	1759	0.52
4	989	0.70
5	633	0.87

Optic Spot 3000K

E I

Non Dimmable
05.0645.40
05.0645.14
Dali Version
05.0645.40.DA
05.0645.14.DA
Mains Dimming
05.0645.40.NI
05.0645.14.NI
Casambi
05.0645.40.CB
05.0645.14.CB

Non Dimmable
05.0646.40
05.0646.14
Dali Version
05.0646.40.DA
05.0646.14.DA
Mains Dimming
05.0646.40.NI
05.0646.14.NI
Casambi
05.0646.40.CB
05.0646.14.CB

Non Dimmable
05.0648.40
05.0648.14
Dali Version
05.0648.40.DA
05.0648.14.DA
Mains Dimming
05.0648.40.NI
05.0648.14.NI
Casambi
05.0648.40.CB
05.0648.14.CB

Non Dimmable
05.0649.40
05.0649.14
Dali Version
05.0649.40.DA
05.0649.14.DA
Mains Dimming
05.0649.40.NI
05.0649.14.NI
Casambi
05.0649.40.CB
05.0649.14.CB

Non Dimmable
05.0647.40
05.0647.14
Dali Version
05.0647.40.DA
05.0647.14.DA
Mains Dimming
05.0647.40.NI
05.0647.14.NI
Casambi
05.0647.40.CB
05.0647.14.CB

10°
SPOT

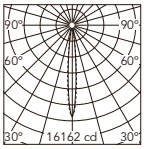

Luminous flux luminaire
883 lm (EXTREME CUT OFF)

@White (40)

Beam Angle: 10°

h(m)	E(lx)	D(m)
1	16162	0.17
2	4040	0.35
3	1796	0.52
4	1010	0.70
5	647	0.87

Optic Medium 2700K

E I

Non Dimmable
05.0650.40
05.0650.14

Dali Version
05.0650.40.DA
05.0650.14.DA

Mains Dimming
05.0650.40.NI
05.0650.14.NI

Casambi
05.0650.40.CB
05.0650.14.CB

Non Dimmable
05.0651.40
05.0651.14

Dali Version
05.0651.40.DA
05.0651.14.DA

Mains Dimming
05.0651.40.NI
05.0651.14.NI

Casambi
05.0651.40.CB
05.0651.14.CB

Non Dimmable
05.0653.40
05.0653.14

Dali Version
05.0653.40.DA
05.0653.14.DA

Mains Dimming
05.0653.40.NI
05.0653.14.NI

Casambi
05.0653.40.CB
05.0653.14.CB

Non Dimmable
05.0654.40
05.0654.14

Dali Version
05.0654.40.DA
05.0654.14.DA

Mains Dimming
05.0654.40.NI
05.0654.14.NI

Casambi
05.0654.40.CB
05.0654.14.CB

Non Dimmable
05.0652.40
05.0652.14

Dali Version
05.0652.40.DA
05.0652.14.DA

Mains Dimming
05.0652.40.NI
05.0652.14.NI

Casambi
05.0652.40.CB
05.0652.14.CB

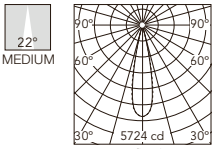

Luminous flux luminaire
856 lm (EXTREME CUT OFF)

Beam Angle: 22°

h(m)	E(lx)	D(m)
1	5724	0.39
2	1431	0.78
3	636	1.17
4	358	1.56
5	229	1.95

@White (40)

Optic Medium 3000K

E I

Non Dimmable
05.0655.40
05.0655.14

Dali Version
05.0655.40.DA
05.0655.14.DA

Mains Dimming
05.0655.40.NI
05.0655.14.NI

Casambi
05.0655.40.CB
05.0655.14.CB

Non Dimmable
05.0656.40
05.0656.14

Dali Version
05.0656.40.DA
05.0656.14.DA

Mains Dimming
05.0656.40.NI
05.0656.14.NI

Casambi
05.0656.40.CB
05.0656.14.CB

Non Dimmable
05.0658.40
05.0658.14

Dali Version
05.0658.40.DA
05.0658.14.DA

Mains Dimming
05.0658.40.NI
05.0658.14.NI

Casambi
05.0658.40.CB
05.0658.14.CB

Non Dimmable
05.0659.40
05.0659.14

Dali Version
05.0659.40.DA
05.0659.14.DA

Mains Dimming
05.0659.40.NI
05.0659.14.NI

Casambi
05.0659.40.CB
05.0659.14.CB

Non Dimmable
05.0657.40
05.0657.14

Dali Version
05.0657.40.DA
05.0657.14.DA

Mains Dimming
05.0657.40.NI
05.0657.14.NI

Casambi
05.0657.40.CB
05.0657.14.CB

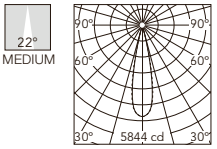

Luminous flux luminaire
874 lm (EXTREME CUT OFF)

Beam Angle: 22°

h(m)	E(lx)	D(m)
1	5844	0.39
2	1461	0.78
3	650	1.17
4	365	1.56
5	233	1.95

@White (40)

Light Shadow Fixed No Trim 4 Spots Square

Light Source: Power LED DC 900 mA 10,8W - 1080 lm - 2700K/CRI 90 / 10,8W - 1140lm - 3000K/CRI 90

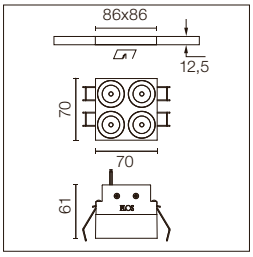

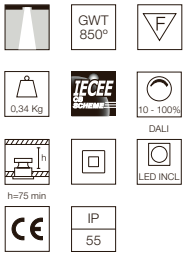

Apparecchio per illuminazione da incasso con 4 spot LED. Alimentazione remota inclusa. Necessaria cornice di installazione, da ordinare separatamente (220-240V).
Cornice di pre-installazione da ordinare separatamente.

E= Finitura Esterna
I= Finitura Interna

Recessed integrated luminaire with 4 LED lighting spots. Remote power supply included (220-240V).
It requires a pre-installation frame, to be ordered separately.

E= External Finish
I= Internal Finish.

Optic Flood 2700K

E I

Non Dimmable
05.0660.40
05.0660.14
Dali Version
05.0660.40.DA
05.0660.14.DA
Mains Dimming
05.0660.40.NI
05.0660.14.NI
Casambi
05.0660.40.CB
05.0660.14.CB

Non Dimmable
05.0661.40
05.0661.14
Dali Version
05.0661.40.DA
05.0661.14.DA
Mains Dimming
05.0661.40.NI
05.0661.14.NI
Casambi
05.0661.40.CB
05.0661.14.CB

Non Dimmable
05.0663.40
05.0663.14
Dali Version
05.0663.40.DA
05.0663.14.DA
Mains Dimming
05.0663.40.NI
05.0663.14.NI
Casambi
05.0663.40.CB
05.0663.14.CB

Non Dimmable
05.0664.40
05.0664.14
Dali Version
05.0664.40.DA
05.0664.14.DA
Mains Dimming
05.0664.40.NI
05.0664.14.NI
Casambi
05.0664.40.CB
05.0664.14.CB

Non Dimmable
05.0662.40
05.0662.14
Dali Version
05.0662.40.DA
05.0662.14.DA
Mains Dimming
05.0662.40.NI
05.0662.14.NI
Casambi
05.0662.40.CB
05.0662.14.CB

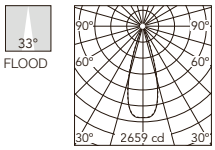

Luminous flux luminaire
853 lm (EXTREME CUT OFF)

@White (40)

Beam Angle: 33°

h(m)	E(lx)	D(m)
1	2659	0.59
2	665	1.18
3	295	1.78
4	166	2.37
5	107	2.96

Optic Flood 3000K

E I

Non Dimmable
05.0665.40
05.0665.14
Dali Version
05.0665.40.DA
05.0665.14.DA
Mains Dimming
05.0665.40.NI
05.0665.14.NI
Casambi
05.0665.40.CB
05.0665.14.CB

Non Dimmable
05.0666.40
05.0666.14
Dali Version
05.0666.40.DA
05.0666.14.DA
Mains Dimming
05.0666.40.NI
05.0666.14.NI
Casambi
05.0666.40.CB
05.0666.14.CB

Non Dimmable
05.0668.40
05.0668.14
Dali Version
05.0668.40.DA
05.0668.14.DA
Mains Dimming
05.0668.40.NI
05.0668.14.NI
Casambi
05.0668.40.CB
05.0668.14.CB

Non Dimmable
05.0669.40
05.0669.14
Dali Version
05.0669.40.DA
05.0669.14.DA
Mains Dimming
05.0669.40.NI
05.0669.14.NI
Casambi
05.0669.40.CB
05.0669.14.CB

Non Dimmable
05.0667.40
05.0667.14
Dali Version
05.0667.40.DA
05.0667.14.DA
Mains Dimming
05.0667.40.NI
05.0667.14.NI
Casambi
05.0667.40.CB
05.0667.14.CB

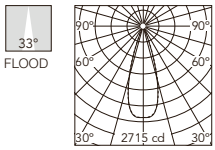

Luminous flux luminaire
871 lm (EXTREME CUT OFF)

@White (40)

Beam Angle: 33°

h(m)	E(lx)	D(m)
1	2715	0.59
2	679	1.18
3	301	1.78
4	170	2.37
5	109	2.96

Optic Wide Flood 2700K

E I Non Dimmable
05.0670.40
05.0670.14
Dali Version
05.0670.40.DA
05.0670.14.DA
Mains Dimming
05.0670.40.NI
05.0670.14.NI
Casambi
05.0670.40.CB
05.0670.14.CB
Non Dimmable
05.0671.40
05.0671.14
Dali Version
05.0671.40.DA
05.0671.14.DA
Mains Dimming
05.0671.40.NI
05.0671.14.NI
Casambi
05.0671.40.CB
05.0671.14.CB
Non Dimmable
05.0673.40
05.0673.14
Dali Version
05.0673.40.DA
05.0673.14.DA
Mains Dimming
05.0673.40.NI
05.0673.14.NI
Casambi
05.0673.40.CB
05.0673.14.CB
Non Dimmable
05.0674.40
05.0674.14
Dali Version
05.0674.40.DA
05.0674.14.DA
Mains Dimming
05.0674.40.NI
05.0674.14.NI
Casambi
05.0674.40.CB
05.0674.14.CB
Non Dimmable
05.0672.40
05.0672.14
Dali Version
05.0672.40.DA
05.0672.14.DA
Mains Dimming
05.0672.40.NI
05.0672.14.NI
Casambi
05.0672.40.CB
05.0672.14.CB

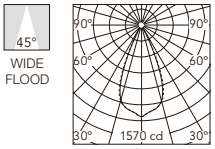

Luminous flux luminaire
842 lm (EXTREME CUT OFF)

Beam Angle: 45°

h(m)	E(lx)	D(m)
1	1570	0.83
2	392	1.67
3	174	2.50
4	98	3.34
5	63	4.17

@White (40)

Optic Wide Flood 3000K

E I Non Dimmable
05.0675.40
05.0675.14
Dali Version
05.0675.40.DA
05.0675.14.DA
Mains Dimming
05.0675.40.NI
05.0675.14.NI
Casambi
05.0675.40.CB
05.0675.14.CB
Non Dimmable
05.0676.40
05.0676.14
Dali Version
05.0676.40.DA
05.0676.14.DA
Mains Dimming
05.0676.40.NI
05.0676.14.NI
Casambi
05.0676.40.CB
05.0676.14.CB
Non Dimmable
05.0678.40
05.0678.14
Dali Version
05.0678.40.DA
05.0678.14.DA
Mains Dimming
05.0678.40.NI
05.0678.14.NI
Casambi
05.0678.40.CB
05.0678.14.CB
Non Dimmable
05.0679.40
05.0679.14
Dali Version
05.0679.40.DA
05.0679.14.DA
Mains Dimming
05.0679.40.NI
05.0679.14.NI
Casambi
05.0679.40.CB
05.0679.14.CB
Non Dimmable
05.0677.40
05.0677.14
Dali Version
05.0677.40.DA
05.0677.14.DA
Mains Dimming
05.0677.40.NI
05.0677.14.NI
Casambi
05.0677.40.CB
05.0677.14.CB

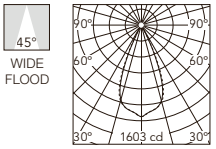

Luminous flux luminaire
860 lm (EXTREME CUT OFF)

Beam Angle: 45°

h(m)	E(lx)	D(m)
1	1603	0.83
2	401	1.67
3	178	2.50
4	100	3.34
5	64	4.17

@White (40)

Light Shadow Fixed No Trim 8 Spots

Light Source: Power LED DC 900 mA 21,6W - 2160 lm - 2700K/CRI 90 / 21,6W - 2280 lm - 3000K/CRI 90
Mains dimming: Power LED DC 750 mA 18,6W - 1800 lm - 2700K/CRI 90 / 18,6W - 1900 lm - 3000K/CRI 90

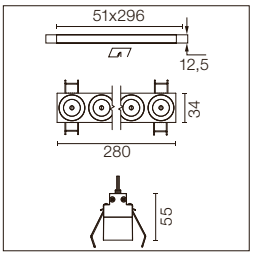

Apparecchio per illuminazione da incasso con 8 spot LED. Alimentazione remota inclusa (220-240V).
Necessaria cornice di pre-installazione, da ordinare separatamente.

* Confezione multipla disponibile.

E= Finitura Esterna
I= Finitura Interna

Recessed integrated luminaire with 8 LED lighting spots. Remote power supply included (220-240V).
It requires a pre-installation frame, to be ordered separately.

* Multipack available.

E= External Finish
I= Internal Finish

Optic Spot 2700K

E I

Non Dimmable
03.8868.40A
03.8868.14A
Dali Version
03.8868.40BDA
03.8868.14BDA
Mains Dimming
03.8868.40ANI
03.8868.14ANI
Casambi
03.8868.40ACB
03.8868.14ACB

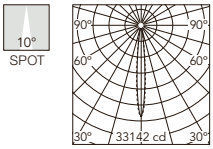

Luminous flux luminaire
1812 lm (EXTREME CUT OFF)

Beam Angle:	10°	
h(m)	E(lx)	D(m)
1	33142	0.17
2	8285	0.35
3	3682	0.52
4	2071	0.70
5	1326	0.87

@White (40) 900mA

Non Dimmable
03.8869.40A
03.8869.14A
Dali Version
03.8869.40BDA
03.8869.14BDA
Mains Dimming
03.8869.40ANI
03.8869.14ANI
Casambi
03.8869.40ACB
03.8869.14ACB

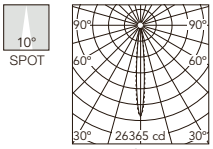

Luminous flux luminaire
1441 lm (EXTREME CUT OFF)

Beam Angle:	10°	
h(m)	E(lx)	D(m)
1	26365	0.17
2	6591	0.35
3	2929	0.52
4	1648	0.70
5	1055	0.87

@White (40) 750mA

Non Dimmable
05.1240.40A
05.1240.14A
Dali Version
05.1240.40BDA
05.1240.14BDA
Mains Dimming
05.1240.40ANI
05.1240.14ANI
Casambi
05.1240.40ACB
05.1240.14ACB
Non Dimmable
05.1241.40A
05.1241.14A
Dali Version
05.1241.40BDA
05.1241.14BDA
Mains Dimming
05.1241.40ANI
05.1241.14ANI
Casambi
05.1241.40ACB
05.1241.14ACB
Non Dimmable
05.1242.40A
05.1242.14A
Dali Version
05.1242.40BDA
05.1242.14BDA
Mains Dimming
05.1242.40ANI
05.1242.14ANI
Casambi
05.1242.40ACB
05.1242.14ACB

Optic Spot 3000K

E I

Non Dimmable
03.8872.40A
03.8872.14A
Dali Version
03.8872.40BDA
03.8872.14BDA
Mains Dimming
03.8872.40ANI
03.8872.14ANI
Casambi
03.8872.40ACB
03.8872.14ACB

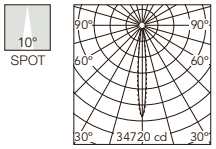

Luminous flux luminaire
1898 lm (EXTREME CUT OFF)

Beam Angle:	10°	
h(m)	E(lx)	D(m)
1	34720	0.17
2	8680	0.35
3	3858	0.52
4	2170	0.70
5	1389	0.87

@White (40) 900mA

Non Dimmable
03.8873.40A
03.8873.14A
Dali Version
03.8873.40BDA
03.8873.14BDA
Mains Dimming
03.8873.40ANI
03.8873.14ANI
Casambi
03.8873.40ACB
03.8873.14ACB

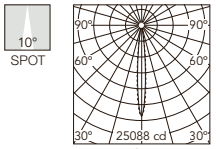

Luminous flux luminaire
1371 lm (EXTREME CUT OFF)

Beam Angle:	10°	
h(m)	E(lx)	D(m)
1	25088	0.17
2	6272	0.35
3	2788	0.52
4	1568	0.70
5	1004	0.87

@White (40) 750mA

Non Dimmable
05.1245.40A
05.1245.14A
Dali Version
05.1245.40BDA
05.1245.14BDA
Mains Dimming
05.1245.40ANI
05.1245.14ANI
Casambi
05.1245.40ACB
05.1245.14ACB
Non Dimmable
05.1246.40A
05.1246.14A
Dali Version
05.1246.40BDA
05.1246.14BDA
Mains Dimming
05.1246.40ANI
05.1246.14ANI
Casambi
05.1246.40ACB
05.1246.14ACB
Non Dimmable
05.1247.40A
05.1247.14A
Dali Version
05.1247.40BDA
05.1247.14BDA
Mains Dimming
05.1247.40ANI
05.1247.14ANI
Casambi
05.1247.40ACB
05.1247.14ACB

Optic Medium 2700K

E I

Non Dimmable
03.9240.40A
03.9240.14A

Dali Version
03.9240.40BDA
03.9240.14BDA

Mains Dimming
03.9240.40ANI
03.9240.14ANI

Casambi
03.9240.40ACB
03.9240.14ACB

Non Dimmable
03.9241.40A
03.9241.14A

Dali Version
03.9241.40BDA
03.9241.14BDA

Mains Dimming
03.9241.40ANI
03.9241.14ANI

Casambi
03.9241.40ACB
03.9241.14ACB

Non Dimmable
05.1250.40A
05.1250.14A

Dali Version
05.1250.40BDA
05.1250.14BDA

Mains Dimming
05.1250.40ANI
05.1250.14ANI

Casambi
05.1250.40ACB
05.1250.14ACB

Non Dimmable
05.1251.40A
05.1251.14A

Dali Version
05.1251.40BDA
05.1251.14BDA

Mains Dimming
05.1251.40ANI
05.1251.14ANI

Casambi
05.1251.40ACB
05.1251.14ACB

Non Dimmable
05.1252.40A
05.1252.14A

Dali Version
05.1252.40BDA
05.1252.14BDA

Mains Dimming
05.1252.40ANI
05.1252.14ANI

Casambi
05.1252.40ACB
05.1252.14ACB

22°
MEDIUM

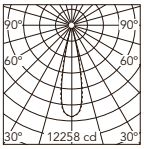

Luminous flux luminaire
1793 lm (EXTREME CUT OFF)

@White (40) 900mA

Beam Angle: 22°

h(m)	E(lx)	D(m)
1	12258	0.39
2	3065	0.78
3	1362	1.17
4	766	1.56
5	490	1.95

22°
MEDIUM

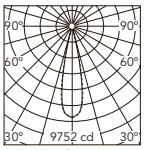

Luminous flux luminaire
1426 lm (EXTREME CUT OFF)

@White (40) 750mA

Beam Angle: 22°

h(m)	E(lx)	D(m)
1	9752	0.39
2	2438	0.78
3	1084	1.17
4	609	1.56
5	390	1.95

Optic Medium 3000K

E I

Non Dimmable
03.9250.40A
03.9250.14A

Dali Version
03.9250.40BDA
03.9250.14BDA

Mains Dimming
03.9250.40ANI
03.9250.14ANI

Casambi
03.9250.40ACB
03.9250.14ACB

Non Dimmable
03.9251.40A
03.9251.14A

Dali Version
03.9251.40BDA
03.9251.14BDA

Mains Dimming
03.9251.40ANI
03.9251.14ANI

Casambi
03.9251.40ACB
03.9251.14ACB

Non Dimmable
05.1255.40A
05.1255.14A

Dali Version
05.1255.40BDA
05.1255.14BDA

Mains Dimming
05.1255.40ANI
05.1255.14ANI

Casambi
05.1255.40ACB
05.1255.14ACB

Non Dimmable
05.1256.40A
05.1256.14A

Dali Version
05.1256.40BDA
05.1256.14BDA

Mains Dimming
05.1256.40ANI
05.1256.14ANI

Casambi
05.1256.40ACB
05.1256.14ACB

Non Dimmable
05.1257.40A
05.1257.14A

Dali Version
05.1257.40BDA
05.1257.14BDA

Mains Dimming
05.1257.40ANI
05.1257.14ANI

Casambi
05.1257.40ACB
05.1257.14ACB

22°
MEDIUM

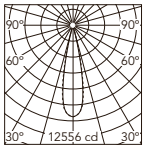

Luminous flux luminaire
1878 lm (EXTREME CUT OFF)

@White (40) 900mA

Beam Angle: 22°

h(m)	E(lx)	D(m)
1	12556	0.39
2	3139	0.78
3	1395	1.17
4	785	1.56
5	502	1.95

22°
MEDIUM

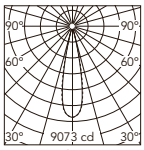

Luminous flux luminaire
1357 lm (EXTREME CUT OFF)

@White (40) 750mA

Beam Angle: 22°

h(m)	E(lx)	D(m)
1	9073	0.39
2	2268	0.78
3	1008	1.17
4	567	1.56
5	363	1.95

*Confezione multipla disponibile (12 pezzi per scatola). Come ordinare: "Sostituire lo 0 iniziale con una M + riferimento". Esempio: 03.8828.40A - M3.8828.40A
*Multipack available (12 pcs per box). How to order: "Replace the initial 0 with an M + reference". Example: 03.8828.40A - M3.8828.40A

Light Shadow Fixed No Trim 8 Spots

Light Source: Power LED DC 900 mA 21,6W - 2160 lm - 2700K/CRI 90 / 21,6W - 2280 lm - 3000K/CRI 90
Mains dimming: Power LED DC 750 mA 18,6W - 1800 lm - 2700K/CRI 90 / 18,6W - 1900 lm - 3000K/CRI 90

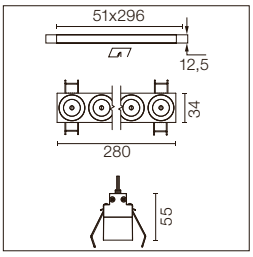

Apparecchio per illuminazione da incasso con 8 spot LED. Alimentazione remota inclusa (220-240V).
Necessaria cornice di pre-installazione, da ordinare separatamente.

* Confezione multipla disponibile.

E= Finitura Esterna
I= Finitura Interna

Recessed integrated luminaire with 8 LED lighting spots. Remote power supply included (220-240V).
It requires a pre-installation frame, to be ordered separately.

* Multipack available.

E= External Finish
I= Internal Finish

Optic Flood 2700K

E I

Non Dimmable
03.9245.40A
03.9245.14A
Dali Version
03.9245.40BDA
03.9245.14BDA
Mains Dimming
03.9245.40ANI
03.9245.14ANI
Casambi
03.9245.40ACB
03.9245.14ACB

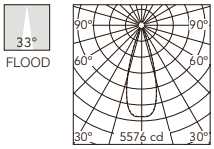

Luminous flux luminaire
1787 lm (EXTREME CUT OFF)

@White (40) 900mA

Beam Angle: 33°

h(m)	E(lx)	D(m)
1	5570	0.59
2	1392	1.18
3	619	1.78
4	348	2.37
5	223	2.96

Non Dimmable
03.9246.40A
03.9246.14A
Dali Version
03.9246.40BDA
03.9246.14BDA
Mains Dimming
03.9246.40ANI
03.9246.14ANI
Casambi
03.9246.40ACB
03.9246.14ACB

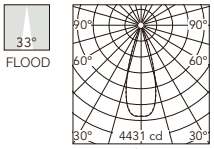

Luminous flux luminaire
1421 lm (EXTREME CUT OFF)

@White (40) 750mA

Beam Angle: 33°

h(m)	E(lx)	D(m)
1	4431	0.59
2	1108	1.18
3	492	1.78
4	277	2.37
5	177	2.96

Non Dimmable
05.1260.40A
05.1260.14A
Dali Version
05.1260.40BDA
05.1260.14BDA
Mains Dimming
05.1260.40ANI
05.1260.14ANI
Casambi
05.1260.40ACB
05.1260.14ACB
Non Dimmable
05.1261.40A
05.1261.14A
Dali Version
05.1261.40BDA
05.1261.14BDA
Mains Dimming
05.1261.40ANI
05.1261.14ANI
Casambi
05.1261.40ACB
05.1261.14ACB
Non Dimmable
05.1262.40A
05.1262.14A
Dali Version
05.1262.40BDA
05.1262.14BDA
Mains Dimming
05.1262.40ANI
05.1262.14ANI
Casambi
05.1262.40ACB
05.1262.14ACB

Optic Flood 3000K

E I

Non Dimmable
03.9255.40A
03.9255.14A
Dali Version
03.9255.40BDA
03.9255.14BDA
Mains Dimming
03.9255.40ANI
03.9255.14ANI
Casambi
03.9255.40ACB
03.9255.14ACB

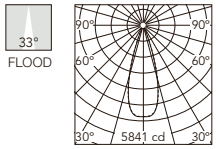

Luminous flux luminaire
1872 lm (EXTREME CUT OFF)

@White (40) 900mA

Beam Angle: 33°

h(m)	E(lx)	D(m)
1	5835	0.59
2	1459	1.18
3	648	1.78
4	365	2.37
5	233	2.96

Non Dimmable
03.9256.40A
03.9256.14A
Dali Version
03.9256.40BDA
03.9256.14BDA
Mains Dimming
03.9256.40ANI
03.9256.14ANI
Casambi
03.9256.40ACB
03.9256.14ACB

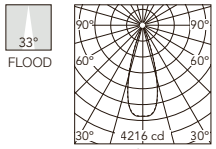

Luminous flux luminaire
1353 lm (EXTREME CUT OFF)

@White (40) 750mA

Beam Angle: 33°

h(m)	E(lx)	D(m)
1	4216	0.59
2	1054	1.18
3	468	1.78
4	264	2.37
5	169	2.96

Non Dimmable
05.1265.40A
05.1265.14A
Dali Version
05.1265.40BDA
05.1265.14BDA
Mains Dimming
05.1265.40ANI
05.1265.14ANI
Casambi
05.1265.40ACB
05.1265.14ACB
Non Dimmable
05.1266.40A
05.1266.14A
Dali Version
05.1266.40BDA
05.1266.14BDA
Mains Dimming
05.1266.40ANI
05.1266.14ANI
Casambi
05.1266.40ACB
05.1266.14ACB
Non Dimmable
05.1267.40A
05.1267.14A
Dali Version
05.1267.40BDA
05.1267.14BDA
Mains Dimming
05.1267.40ANI
05.1267.14ANI
Casambi
05.1267.40ACB
05.1267.14ACB

Optic Wide Flood 2700K

E I

Non Dimmable
03.8366.40A
03.8366.14A

Dali Version
03.8366.40BDA
03.8366.14BDA

Mains Dimming
03.8366.40ANI
03.8366.14ANI

Casambi
03.8366.40ACB
03.8366.14ACB

45°
WIDE FLOOD

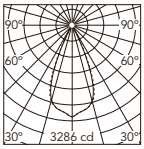

Luminous flux luminaire
1763 lm (EXTREME CUT OFF)

@White (40) 900mA

Beam Angle: 45°

h(m)	E(lx)	D(m)
1	3286	0.83
2	822	1.67
3	365	2.50
4	205	3.34
5	131	4.17

Non Dimmable
03.8367.40A
03.8367.14A

Dali Version
03.8367.40BDA
03.8367.14BDA

Mains Dimming
03.8367.40ANI
03.8367.14ANI

Casambi
03.8367.40ACB
03.8367.14ACB

45°
WIDE FLOOD

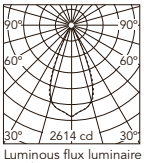

Luminous flux luminaire
1403 lm (EXTREME CUT OFF)

@White (40) 750mA

Beam Angle: 45°

h(m)	E(lx)	D(m)
1	2614	0.83
2	654	1.67
3	290	2.50
4	163	3.34
5	105	4.17

Non Dimmable
05.1270.40A
05.1270.14A

Dali Version
05.1270.40BDA
05.1270.14BDA

Mains Dimming
05.1270.40ANI
05.1270.14ANI

Casambi
05.1270.40ACB
05.1270.14ACB

Non Dimmable
05.1271.40A
05.1271.14A

Dali Version
05.1271.40BDA
05.1271.14BDA

Mains Dimming
05.1271.40ANI
05.1271.14ANI

Casambi
05.1271.40ACB
05.1271.14ACB

Non Dimmable
05.1272.40A
05.1272.14A

Dali Version
05.1272.40BDA
05.1272.14BDA

Mains Dimming
05.1272.40ANI
05.1272.14ANI

Casambi
05.1272.40ACB
05.1272.14ACB

Optic Wide Flood 3000K

E I

Non Dimmable
03.8370.40A
03.8370.14A

Dali Version
03.8370.40BDA
03.8370.14BDA

Mains Dimming
03.8370.40ANI
03.8370.14ANI

Casambi
03.8370.40ACB
03.8370.14ACB

45°
WIDE FLOOD

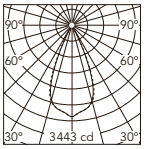

Luminous flux luminaire
1847 lm (EXTREME CUT OFF)

@White (40) 900mA

Beam Angle: 45°

h(m)	E(lx)	D(m)
1	3443	0.83
2	861	1.67
3	383	2.50
4	215	3.34
5	138	4.17

Non Dimmable
03.8371.40A
03.8371.14A

Dali Version
03.8371.40BDA
03.8371.14BDA

Mains Dimming
03.8371.40ANI
03.8371.14ANI

Casambi
03.8371.40ACB
03.8371.14ACB

45°
WIDE FLOOD

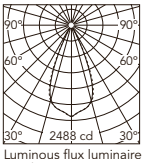

Luminous flux luminaire
1335 lm (EXTREME CUT OFF)

@White (40) 750mA

Beam Angle: 45°

h(m)	E(lx)	D(m)
1	2488	0.83
2	622	1.67
3	276	2.50
4	155	3.34
5	100	4.17

Non Dimmable
05.1275.40A
05.1275.14A

Dali Version
05.1275.40BDA
05.1275.14BDA

Mains Dimming
05.1275.40ANI
05.1275.14ANI

Casambi
05.1275.40ACB
05.1275.14ACB

Non Dimmable
05.1276.40A
05.1276.14A

Dali Version
05.1276.40BDA
05.1276.14BDA

Mains Dimming
05.1276.40ANI
05.1276.14ANI

Casambi
05.1276.40ACB
05.1276.14ACB

Non Dimmable
05.1277.40A
05.1277.14A

Dali Version
05.1277.40BDA
05.1277.14BDA

Mains Dimming
05.1277.40ANI
05.1277.14ANI

Casambi
05.1277.40ACB
05.1277.14ACB

*Confezione multipla disponibile (12 pezzi per scatola). Come ordinare: "Sostituire lo 0 iniziale con una M + riferimento". Esempio: 03.8828.40A - M3.8828.40A
*Multipack available (12 pcs per box). How to order: "Replace the initial 0 with an M + reference". Example: 03.8828.40A - M3.8828.40A

Light Shadow Fixed No Trim 12 Spots

Light Source: Power LED DC 900 mA 32,4W - 3240 lm - 2700K/CRI 90 / 32,4W - 3420 lm - 3000K/CRI 90
Mains dimming: Power LED DC 750 mA 28W - 2710 lm - 2700K/CRI 90 / 28W - 2860 lm - 3000K/CRI 90

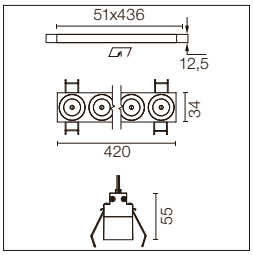

Apparecchio per illuminazione da incasso con 12 spot LED. Alimentazione remota inclusa (220-240V).
Necessaria cornice di pre-installazione, da ordinare separatamente.

E= Finitura Esterna
I= Finitura Interna

Recessed integrated luminaire with 12 LED lighting spots. Remote power supply included (220-240V). It requires a pre-installation frame, to be ordered separately.

E= External Finish
I= Internal Finish

Optic Spot 2700K

E I

Non Dimmable
03.8876.40A
03.8876.14A
Dali & Push Version
03.8876.40BDA
03.8876.14BDA
Mains Dimming
03.8876.40ANI
03.8876.14ANI
Casambi
03.8876.40ACB
03.8876.14ACB

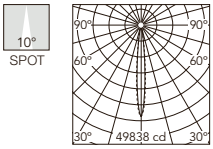

Luminous flux luminaire
2724 lm (EXTREME CUT OFF)

Beam Angle: 10°

h(m)	E(lx)	D(m)
1	49838	0.17
2	12459	0.35
3	5538	0.52
4	3115	0.70
5	1994	0.87

@White (40) 900mA

Non Dimmable
03.8877.40A
03.8877.14A
Dali & Push Version
03.8877.40BDA
03.8877.14BDA
Mains Dimming
03.8877.40ANI
03.8877.14ANI
Casambi
03.8877.40ACB
03.8877.14ACB

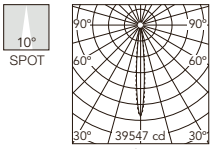

Luminous flux luminaire
2162 lm (EXTREME CUT OFF)

Beam Angle: 10°

h(m)	E(lx)	D(m)
1	39547	0.17
2	9887	0.35
3	4394	0.52
4	2472	0.70
5	1582	0.87

@White (40) 750mA

Non Dimmable
05.1340.40A
05.1340.14A
Dali & Push Version
05.1340.40BDA
05.1340.14BDA
Mains Dimming
05.1340.40ANI
05.1340.14ANI
Casambi
05.1340.40ACB
05.1340.14ACB
Non Dimmable
05.1341.40A
05.1341.14A
Dali & Push Version
05.1341.40BDA
05.1341.14BDA
Mains Dimming
05.1341.40ANI
05.1341.14ANI
Casambi
05.1341.40ACB
05.1341.14ACB
Non Dimmable
05.1342.40A
05.1342.14A
Dali & Push Version
05.1342.40BDA
05.1342.14BDA
Mains Dimming
05.1342.40ANI
05.1342.14ANI
Casambi
05.1342.40ACB
05.1342.14ACB

Optic Spot 3000K

E I

Non Dimmable
03.8880.40A
03.8880.14A
Dali & Push Version
03.8880.40BDA
03.8880.14BDA
Mains Dimming
03.8880.40ANI
03.8880.14ANI
Casambi
03.8880.40ACB
03.8880.14ACB

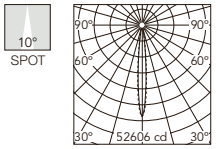

Luminous flux luminaire
2876 lm (EXTREME CUT OFF)

Beam Angle: 10°

h(m)	E(lx)	D(m)
1	52606	0.17
2	13152	0.35
3	5845	0.52
4	3288	0.70
5	2104	0.87

@White (40) 900mA

Non Dimmable
03.8881.40A
03.8881.14A
Dali & Push Version
03.8881.40BDA
03.8881.14BDA
Mains Dimming
03.8881.40ANI
03.8881.14ANI
Casambi
03.8881.40ACB
03.8881.14ACB

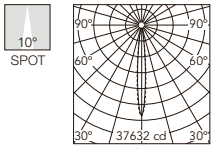

Luminous flux luminaire
2057 lm (EXTREME CUT OFF)

Beam Angle: 10°

h(m)	E(lx)	D(m)
1	37632	0.17
2	9408	0.35
3	4181	0.52
4	2352	0.70
5	1505	0.87

@White (40) 750mA

Non Dimmable
05.1345.40A
05.1345.14A
Dali & Push Version
05.1345.40BDA
05.1345.14BDA
Mains Dimming
05.1345.40ANI
05.1345.14ANI
Casambi
05.1345.40ACB
05.1345.14ACB
Non Dimmable
05.1346.40A
05.1346.14A
Dali & Push Version
05.1346.40BDA
05.1346.14BDA
Mains Dimming
05.1346.40ANI
05.1346.14ANI
Casambi
05.1346.40ACB
05.1346.14ACB
Non Dimmable
05.1347.40A
05.1347.14A
Dali & Push Version
05.1347.40BDA
05.1347.14BDA
Mains Dimming
05.1347.40ANI
05.1347.14ANI
Casambi
05.1347.40ACB
05.1347.14ACB

Optic Medium 2700K

E I Non Dimmable
03.9260.40A
03.9260.14A
Dali & Push Version
03.9260.40BDA
03.9260.14BDA
Mains Dimming
03.9260.40ANI
03.9260.14ANI
Casambi
03.9260.40ACB
03.9260.14ACB
Non Dimmable
03.9261.40A
03.9261.14A
Dali & Push Version
03.9261.40BDA
03.9261.14BDA
Mains Dimming
03.9261.40ANI
03.9261.14ANI
Casambi
03.9261.40ACB
03.9261.14ACB
Non Dimmable
05.1350.40A
05.1350.14A
Dali & Push Version
05.1350.40BDA
05.1350.14BDA
Mains Dimming
05.1350.40ANI
05.1350.14ANI
Casambi
05.1350.40ACB
05.1350.14ACB
Non Dimmable
05.1351.40A
05.1351.14A
Dali & Push Version
05.1351.40BDA
05.1351.14BDA
Mains Dimming
05.1351.40ANI
05.1351.14ANI
Casambi
05.1351.40ACB
05.1351.14ACB
Non Dimmable
05.1352.40A
05.1352.14A
Dali & Push Version
05.1352.40BDA
05.1352.14BDA
Mains Dimming
05.1352.40ANI
05.1352.14ANI
Casambi
05.1352.40ACB
05.1352.14ACB

22°
MEDIUM

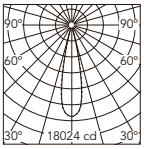

Luminous flux luminaire
2696 lm (EXTREME CUT OFF)

@White (40) 900mA

Beam Angle: 22°

h(m)	E(lx)	D(m)
1	18024	0.39
2	4506	0.78
3	2003	1.17
4	1126	1.56
5	721	1.95

22°
MEDIUM

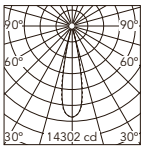

Luminous flux luminaire
2139 lm (EXTREME CUT OFF)

@White (40) 750mA

Beam Angle: 22°

h(m)	E(lx)	D(m)
1	14302	0.39
2	3576	0.78
3	1589	1.17
4	894	1.56
5	572	1.95

Optic Medium 3000K

E I Non Dimmable
03.9270.40A
03.9270.14A
Dali & Push Version
03.9270.40BDA
03.9270.14BDA
Mains Dimming
03.9270.40ANI
03.9270.14ANI
Casambi
03.9270.40ACB
03.9270.14ACB
Non Dimmable
03.9271.40A
03.9271.14A
Dali & Push Version
03.9271.40BDA
03.9271.14BDA
Mains Dimming
03.9271.40ANI
03.9271.14ANI
Casambi
03.9271.40ACB
03.9271.14ACB
Non Dimmable
05.1355.40A
05.1355.14A
Dali & Push Version
05.1355.40BDA
05.1355.14BDA
Mains Dimming
05.1355.40ANI
05.1355.14ANI
Casambi
05.1355.40ACB
05.1355.14ACB
Non Dimmable
05.1356.40A
05.1356.14A
Dali & Push Version
05.1356.40BDA
05.1356.14BDA
Mains Dimming
05.1356.40ANI
05.1356.14ANI
Casambi
05.1356.40ACB
05.1356.14ACB
Non Dimmable
05.1357.40A
05.1357.14A
Dali & Push Version
05.1357.40BDA
05.1357.14BDA
Mains Dimming
05.1357.40ANI
05.1357.14ANI
Casambi
05.1357.40ACB
05.1357.14ACB

22°
MEDIUM

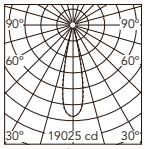

Luminous flux luminaire
2846 lm (EXTREME CUT OFF)

@White (40) 900mA

Beam Angle: 22°

h(m)	E(lx)	D(m)
1	19025	0.39
2	4756	0.78
3	2114	1.17
4	1189	1.56
5	761	1.95

22°
MEDIUM

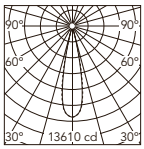

Luminous flux luminaire
2036 lm (EXTREME CUT OFF)

@White (40) 750mA

Beam Angle: 22°

h(m)	E(lx)	D(m)
1	13610	0.39
2	3402	0.78
3	1512	1.17
4	851	1.56
5	544	1.95

Light Shadow Fixed No Trim 12 Spots

Light Source: Power LED DC 900 mA 32,4W - 3240 lm - 2700K/CRI 90 / 32,4W - 3420 lm - 3000K/CRI 90
Mains dimming: Power LED DC 750 mA 28W - 2710 lm - 2700K/CRI 90 / 28W - 2860 lm - 3000K/CRI 90

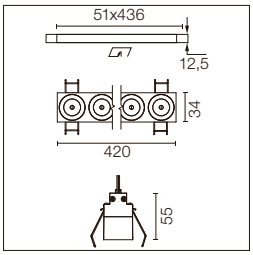

Apparecchio per illuminazione da incasso con 12 spot LED. Alimentazione remota inclusa (220-240V).
Necessaria cornice di pre-installazione, da ordinare separatamente.

E= Finitura Esterna
I= Finitura Interna

Recessed integrated luminaire with 12 LED lighting spots. Remote power supply included (220-240V). It requires a pre-installation frame, to be ordered separately.

E= External Finish
I= Internal Finish

Optic Flood 2700K

E I

Non Dimmable
03.9265.40A
03.9265.14A
Dali & Push Version
03.9265.40BDA
03.9265.14BDA
Mains Dimming
03.9265.40ANI
03.9265.14ANI
Casambi
03.9265.40ACB
03.9265.14ACB

33° FLOOD

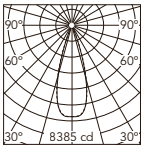

Luminous flux luminaire
2687 lm (EXTREME CUT OFF)

@White (40) 900mA

Beam Angle: 33°

h(m)	E(lx)	D(m)
1	8376	0.59
2	2094	1.18
3	931	1.78
4	523	2.37
5	335	2.96

Non Dimmable
03.9266.40A
03.9266.14A
Dali & Push Version
03.9266.40BDA
03.9266.14BDA
Mains Dimming
03.9266.40ANI
03.9266.14ANI
Casambi
03.9266.40ACB
03.9266.14ACB

33° FLOOD

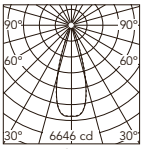

Luminous flux luminaire
2132 lm (EXTREME CUT OFF)

@White (40) 750mA

Beam Angle: 33°

h(m)	E(lx)	D(m)
1	6646	0.59
2	1662	1.18
3	738	1.78
4	415	2.37
5	266	2.96

Non Dimmable
05.1360.40A
05.1360.14A
Dali & Push Version
05.1360.40BDA
05.1360.14BDA
Mains Dimming
05.1360.40ANI
05.1360.14ANI
Casambi
05.1360.40ACB
05.1360.14ACB
Non Dimmable
05.1361.40A
05.1361.14A
Dali & Push Version
05.1361.40BDA
05.1361.14BDA
Mains Dimming
05.1361.40ANI
05.1361.14ANI
Casambi
05.1361.40ACB
05.1361.14ACB
Non Dimmable
05.1362.40A
05.1362.14A
Dali & Push Version
05.1362.40BDA
05.1362.14BDA
Mains Dimming
05.1362.40ANI
05.1362.14ANI
Casambi
05.1362.40ACB
05.1362.14ACB

Optic Flood 3000K

E I

Non Dimmable
03.9275.40A
03.9275.14A
Dali & Push Version
03.9275.40BDA
03.9275.14BDA
Mains Dimming
03.9275.40ANI
03.9275.14ANI
Casambi
03.9275.40ACB
03.9275.14ACB

33° FLOOD

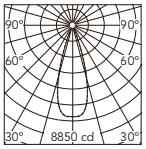

Luminous flux luminaire
2836 lm (EXTREME CUT OFF)

@White (40) 900mA

Beam Angle: 33°

h(m)	E(lx)	D(m)
1	8841	0.59
2	2210	1.18
3	982	1.78
4	553	2.37
5	354	2.96

Non Dimmable
03.9276.40A
03.9276.14A
Dali & Push Version
03.9276.40BDA
03.9276.14BDA
Mains Dimming
03.9276.40ANI
03.9276.14ANI
Casambi
03.9276.40ACB
03.9276.14ACB

33° FLOOD

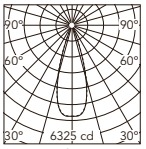

Luminous flux luminaire
2029 lm (EXTREME CUT OFF)

@White (40) 750mA

Beam Angle: 33°

h(m)	E(lx)	D(m)
1	6325	0.59
2	1581	1.18
3	703	1.78
4	395	2.37
5	253	2.96

Non Dimmable
05.1365.40A
05.1365.14A
Dali & Push Version
05.1365.40BDA
05.1365.14BDA
Mains Dimming
05.1365.40ANI
05.1365.14ANI
Casambi
05.1365.40ACB
05.1365.14ACB
Non Dimmable
05.1366.40A
05.1366.14A
Dali & Push Version
05.1366.40BDA
05.1366.14BDA
Mains Dimming
05.1366.40ANI
05.1366.14ANI
Casambi
05.1366.40ACB
05.1366.14ACB
Non Dimmable
05.1367.40A
05.1367.14A
Dali & Push Version
05.1367.40BDA
05.1367.14BDA
Mains Dimming
05.1367.40ANI
05.1367.14ANI
Casambi
05.1367.40ACB
05.1367.14ACB

Optic Wide Flood 2700K

E I Non Dimmable

03.8374.40A
03.8374.14A

Dali & Push Version

03.8374.40BDA
03.8374.14BDA

Mains Dimming

03.8374.40ANI
03.8374.14ANI

Casambi

03.8374.40ACB
03.8374.14ACB

45°
WIDE FLOOD

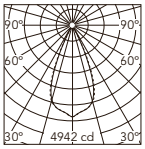

Luminous flux luminaire
2652 lm (EXTREME CUT OFF)

@White (40) 900mA

Beam Angle: 45°

h(m)	E(lx)	D(m)
1	4942	0.83
2	1235	1.67
3	549	2.50
4	309	3.34
5	198	4.17

Non Dimmable

03.8375.40A
03.8375.14A

Dali & Push Version

03.8375.40BDA
03.8375.14BDA

Mains Dimming

03.8375.40ANI
03.8375.14ANI

Casambi

03.8375.40ACB
03.8375.14ACB

45°
WIDE FLOOD

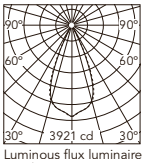

Luminous flux luminaire
2104 lm (EXTREME CUT OFF)

@White (40) 750mA

Beam Angle: 45°

h(m)	E(lx)	D(m)
1	3921	0.83
2	980	1.67
3	436	2.50
4	245	3.34
5	157	4.17

Non Dimmable

05.1370.40A
05.1370.14A

Dali & Push Version

05.1370.40BDA
05.1370.14BDA

Mains Dimming

05.1370.40ANI
05.1370.14ANI

Casambi

05.1370.40ACB
05.1370.14ACB

Non Dimmable

05.1371.40A
05.1371.14A

Dali & Push Version

05.1371.40BDA
05.1371.14BDA

Mains Dimming

05.1371.40ANI
05.1371.14ANI

Casambi

05.1371.40ACB
05.1371.14ACB

Non Dimmable

05.1372.40A
05.1372.14A

Dali & Push Version

05.1372.40BDA
05.1372.14BDA

Mains Dimming

05.1372.40ANI
05.1372.14ANI

Casambi

05.1372.40ACB
05.1372.14ACB

Optic Wide Flood 3000K

E I Non Dimmable

03.8378.40A
03.8378.14A

Dali & Push Version

03.8378.40BDA
03.8378.14BDA

Mains Dimming

03.8378.40ANI
03.8378.14ANI

Casambi

03.8378.40ACB
03.8378.14ACB

45°
WIDE FLOOD

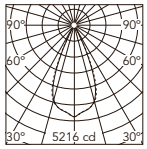

Luminous flux luminaire
2799 lm (EXTREME CUT OFF)

@White (40) 900mA

Beam Angle: 45°

h(m)	E(lx)	D(m)
1	5216	0.83
2	1304	1.67
3	580	2.50
4	326	3.34
5	209	4.17

Non Dimmable

03.8379.40A
03.8379.14A

Dali & Push Version

03.8379.40BDA
03.8379.14BDA

Mains Dimming

03.8379.40ANI
03.8379.14ANI

Casambi

03.8379.40ACB
03.8379.14ACB

45°
WIDE FLOOD

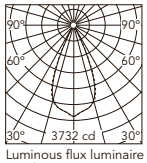

Luminous flux luminaire
2002 lm (EXTREME CUT OFF)

@White (40) 750mA

Beam Angle: 45°

h(m)	E(lx)	D(m)
1	3732	0.83
2	933	1.67
3	415	2.50
4	233	3.34
5	149	4.17

Non Dimmable

05.1375.40A
05.1375.14A

Dali & Push Version

05.1375.40BDA
05.1375.14BDA

Mains Dimming

05.1375.40ANI
05.1375.14ANI

Casambi

05.1375.40ACB
05.1375.14ACB

Non Dimmable

05.1376.40A
05.1376.14A

Dali & Push Version

05.1376.40BDA
05.1376.14BDA

Mains Dimming

05.1376.40ANI
05.1376.14ANI

Casambi

05.1376.40ACB
05.1376.14ACB

Non Dimmable

05.1377.40A
05.1377.14A

Dali & Push Version

05.1377.40BDA
05.1377.14BDA

Mains Dimming

05.1377.40ANI
05.1377.14ANI

Casambi

05.1377.40ACB
05.1377.14ACB

Light Shadow Adjustable Trim 2 Spots

Light Source: Power LED DC 900 mA 7W - 540 lm - 2700K/CRI 90 / 7W - 570 lm - 3000K/CRI 90

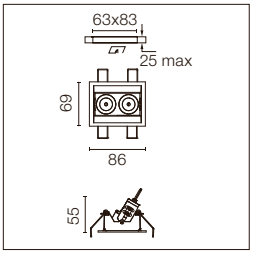

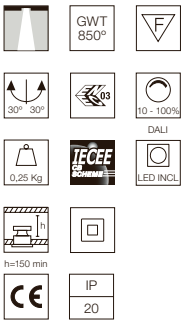

Apparecchio per illuminazione da incasso con 2 spot LED. Alimentazione remota inclusa (220-240V).
Non richiede cornice di pre-installazione.

E= Finitura Esterna
I= Finitura Interna

Recessed integrated luminaire with 2 LED lighting spots. Remote power supply included (220-240V).
Pre-Installation frame not required.

E= External Finish
I= Internal Finish

Optic Spot 2700K

E I Non Dimmable
03.8884.40A
03.8884.14A
Dali Version
03.8884.40BDA
03.8884.14BDA
Mains Dimming
03.8884.40ANI
03.8884.14ANI
Casambi
03.8884.40ACB
03.8884.14ACB
Non Dimmable
03.8885.40A
03.8885.14A
Dali Version
03.8885.40BDA
03.8885.14BDA
Mains Dimming
03.8885.40ANI
03.8885.14ANI
Casambi
03.8885.40ACB
03.8885.14ACB
Non Dimmable
05.1400.40A
05.1400.14A
Dali Version
05.1400.40BDA
05.1400.14BDA
Mains Dimming
05.1400.40ANI
05.1400.14ANI
Casambi
05.1400.40ACB
05.1400.14ACB
Non Dimmable
05.1401.40A
05.1401.14A
Dali Version
05.1401.40BDA
05.1401.14BDA
Mains Dimming
05.1401.40ANI
05.1401.14ANI
Casambi
05.1401.40ACB
05.1401.14ACB
Non Dimmable
05.1402.40A
05.1402.14A
Dali Version
05.1402.40BDA
05.1402.14BDA
Mains Dimming
05.1402.40ANI
05.1402.14ANI
Casambi
05.1402.40ACB
05.1402.14ACB

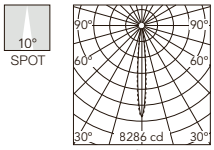

Luminous flux luminaire 453 lm

Beam Angle:		10°
h(m)	E(lx)	D(m)
1	8286	0.17
2	2071	0.35
3	921	0.52
4	518	0.70
5	331	0.87

@White (40)

Optic Spot 3000K

E I Non Dimmable
03.8888.40A
03.8888.14A
Dali Version
03.8888.40BDA
03.8888.14BDA
Mains Dimming
03.8888.40ANI
03.8888.14ANI
Casambi
03.8888.40ACB
03.8888.14ACB
Non Dimmable
03.8889.40A
03.8889.14A
Dali Version
03.8889.40BDA
03.8889.14BDA
Mains Dimming
03.8889.40ANI
03.8889.14ANI
Casambi
03.8889.40ACB
03.8889.14ACB
Non Dimmable
05.1405.40A
05.1405.14A
Dali Version
05.1405.40BDA
05.1405.14BDA
Mains Dimming
05.1405.40ANI
05.1405.14ANI
Casambi
05.1405.40ACB
05.1405.14ACB
Non Dimmable
05.1406.40A
05.1406.14A
Dali Version
05.1406.40BDA
05.1406.14BDA
Mains Dimming
05.1406.40ANI
05.1406.14ANI
Casambi
05.1406.40ACB
05.1406.14ACB
Non Dimmable
05.1407.40A
05.1407.14A
Dali Version
05.1407.40BDA
05.1407.14BDA
Mains Dimming
05.1407.40ANI
05.1407.14ANI
Casambi
05.1407.40ACB
05.1407.14ACB

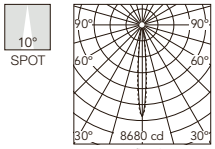

Luminous flux luminaire 475 lm

Beam Angle:		10°
h(m)	E(lx)	D(m)
1	8680	0.17
2	2170	0.35
3	964	0.52
4	543	0.70
5	347	0.87

@White (40)

Optic Medium 2700K

E I Non Dimmable
03.9300.40A
03.9300.14A
Dali Version
03.9300.40BDA
03.9300.14BDA
E I Mains Dimming
03.9300.40ANI
03.9300.14ANI
Casambi
03.9300.40ACB
03.9300.14ACB
Non Dimmable
03.9301.40A
03.9301.14A
Dali Version
03.9301.40BDA
03.9301.14BDA
Mains Dimming
03.9301.40ANI
03.9301.14ANI
Casambi
03.9301.40ACB
03.9301.14ACB
Non Dimmable
05.1410.40A
05.1410.14A
Dali Version
05.1410.40BDA
05.1410.14BDA
Mains Dimming
05.1410.40ANI
05.1410.14ANI
Casambi
05.1410.40ACB
05.1410.14ACB
Non Dimmable
05.1411.40A
05.1411.14A
Dali Version
05.1411.40BDA
05.1411.14BDA
Mains Dimming
05.1411.40ANI
05.1411.14ANI
Casambi
05.1411.40ACB
05.1411.14ACB
Non Dimmable
05.1412.40A
05.1412.14A
Dali Version
05.1412.40BDA
05.1412.14BDA
Mains Dimming
05.1412.40ANI
05.1412.14ANI
Casambi
05.1412.40ACB
05.1412.14ACB

22°
MEDIUM

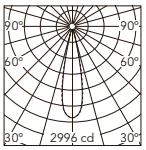

Luminous flux luminaire
448 lm

Beam Angle: 22°

h(m)	E(lx)	D(m)
1	2996	0.39
2	749	0.78
3	333	1.17
4	187	1.56
5	120	1.95

@White (40)

Optic Medium 3000K

E I Non Dimmable
03.9310.40A
03.9310.14A
Dali Version
03.9310.40BDA
03.9310.14BDA
Mains Dimming
03.9310.40ANI
03.9310.14ANI
Casambi
03.9310.40ACB
03.9310.14ACB
Non Dimmable
03.9311.40A
03.9311.14A
Dali Version
03.9311.40BDA
03.9311.14BDA
Mains Dimming
03.9311.40ANI
03.9311.14ANI
Casambi
03.9311.40ACB
03.9311.14ACB
Non Dimmable
05.1415.40A
05.1415.14A
Dali Version
05.1415.40BDA
05.1415.14BDA
Mains Dimming
05.1415.40ANI
05.1415.14ANI
Casambi
05.1415.40ACB
05.1415.14ACB
Non Dimmable
05.1416.40A
05.1416.14A
Dali Version
05.1416.40BDA
05.1416.14BDA
Mains Dimming
05.1416.40ANI
05.1416.14ANI
Casambi
05.1416.40ACB
05.1416.14ACB
Non Dimmable
05.1417.40A
05.1417.14A
Dali Version
05.1417.40BDA
05.1417.14BDA
Mains Dimming
05.1417.40ANI
05.1417.14ANI
Casambi
05.1417.40ACB
05.1417.14ACB

22°
MEDIUM

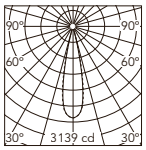

Luminous flux luminaire
470 lm

Beam Angle: 22°

h(m)	E(lx)	D(m)
1	3139	0.39
2	785	0.78
3	349	1.17
4	196	1.56
5	126	1.95

@White (40)

Light Shadow Adjustable Trim 2 Spots

Light Source: Power LED DC 900 mA 7W - 540 lm - 2700K/CRI 90 / 7W - 570 lm - 3000K/CRI 90

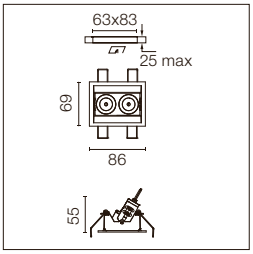

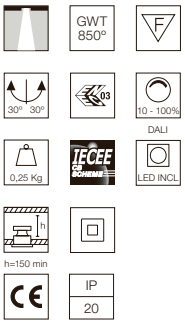

Apparecchio per illuminazione da incasso con 2 spot LED. Alimentazione remota inclusa (220-240V). Non richiede cornice di pre-installazione.

E= Finitura Esterna
I= Finitura Interna

Recessed integrated luminaire with 2 LED lighting spots. Remote power supply included (220-240V). Pre-Installation frame not required.

E= External Finish
I= Internal Finish

Optic Flood 2700K

E I Non Dimmable
03.9305.40A
03.9305.14A
Dali Version
03.9305.40BDA
03.9305.14BDA
Mains Dimming
03.9305.40ANI
03.9305.14ANI
Casambi
03.9305.40ACB
03.9305.14ACB
Non Dimmable
03.9306.40A
03.9306.14A
Dali Version
03.9306.40BDA
03.9306.14BDA
Mains Dimming
03.9306.40ANI
03.9306.14ANI
Casambi
03.9306.40ACB
03.9306.14ACB
Non Dimmable
05.1420.40A
05.1420.14A
Dali Version
05.1420.40BDA
05.1420.14BDA
Mains Dimming
05.1420.40ANI
05.1420.14ANI
Casambi
05.1420.40ACB
05.1420.14ACB
Non Dimmable
05.1421.40A
05.1421.14A
Dali Version
05.1421.40BDA
05.1421.14BDA
Mains Dimming
05.1421.40ANI
05.1421.14ANI
Casambi
05.1421.40ACB
05.1421.14ACB
Non Dimmable
05.1422.40A
05.1422.14A
Dali Version
05.1422.40BDA
05.1422.14BDA
Mains Dimming
05.1422.40ANI
05.1422.14ANI
Casambi
05.1422.40ACB
05.1422.14ACB

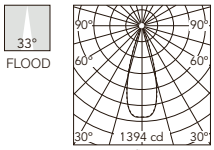

Luminous flux luminaire 447 lm

Beam Angle:		33°
h(m)	E(lx)	D(m)
1	1392	0.59
2	348	1.18
3	155	1.78
4	87	2.37
5	56	2.96

@White (40)

Optic Flood 3000K

E I Non Dimmable
03.9315.40A
03.9315.14A
Dali Version
03.9315.40BDA
03.9315.14BDA
Mains Dimming
03.9315.40ANI
03.9315.14ANI
Casambi
03.9315.40ACB
03.9315.14ACB
Non Dimmable
03.9316.40A
03.9316.14A
Dali Version
03.9316.40BDA
03.9316.14BDA
Mains Dimming
03.9316.40ANI
03.9316.14ANI
Casambi
03.9316.40ACB
03.9316.14ACB
Non Dimmable
05.1425.40A
05.1425.14A
Dali Version
05.1425.40BDA
05.1425.14BDA
Mains Dimming
05.1425.40ANI
05.1425.14ANI
Casambi
05.1425.40ACB
05.1425.14ACB
Non Dimmable
05.1426.40A
05.1426.14A
Dali Version
05.1426.40BDA
05.1426.14BDA
Mains Dimming
05.1426.40ANI
05.1426.14ANI
Casambi
05.1426.40ACB
05.1426.14ACB
Non Dimmable
05.1427.40A
05.1427.14A
Dali Version
05.1427.40BDA
05.1427.14BDA
Mains Dimming
05.1427.40ANI
05.1427.14ANI
Casambi
05.1427.40ACB
05.1427.14ACB

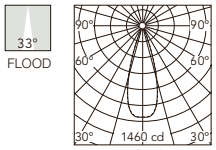

Luminous flux luminaire 468 lm

Beam Angle:		33°
h(m)	E(lx)	D(m)
1	1459	0.59
2	365	1.18
3	162	1.78
4	91	2.37
5	58	2.96

@White (40)

Optic Wide Flood 2700K

E I Non Dimmable
03.7300.40A
03.7300.14A
Dali Version
03.7300.40BDA
03.7300.14BDA
Mains Dimming
03.7300.40ANI
03.7300.14ANI
Casambi
03.7300.40ACB
03.7300.14ACB
Non Dimmable
03.7301.40A
03.7301.14A
Dali Version
03.7301.40BDA
03.7301.14BDA
Mains Dimming
03.7301.40ANI
03.7301.14ANI
Casambi
03.7301.40ACB
03.7301.14ACB
Non Dimmable
05.1430.40A
05.1430.14A
Dali Version
05.1430.40BDA
05.1430.14BDA
Mains Dimming
05.1430.40ANI
05.1430.14ANI
Casambi
05.1430.40ACB
05.1430.14ACB
Non Dimmable
05.1431.40A
05.1431.14A
Dali Version
05.1431.40BDA
05.1431.14BDA
Mains Dimming
05.1431.40ANI
05.1431.14ANI
Casambi
05.1431.40ACB
05.1431.14ACB
Non Dimmable
05.1432.40A
05.1432.14A
Dali Version
05.1432.40BDA
05.1432.14BDA
Mains Dimming
05.1432.40ANI
05.1432.14ANI
Casambi
05.1432.40ACB
05.1432.14ACB

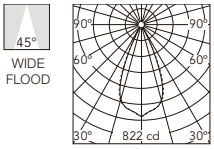

Luminous flux luminaire
441 lm

Beam Angle: 45°

h(m)	E(lx)	D(m)
1	822	0.83
2	205	1.67
3	91	2.50
4	51	3.34
5	33	4.17

@White (40)

Optic Wide Flood 3000K

E I Non Dimmable
03.7304.40A
03.7304.14A
Dali Version
03.7304.40BDA
03.7304.14BDA
Mains Dimming
03.7304.40ANI
03.7304.14ANI
Casambi
03.7304.40ACB
03.7304.14ACB
Non Dimmable
03.7305.40A
03.7305.14A
Dali Version
03.7305.40BDA
03.7305.14BDA
Mains Dimming
03.7305.40ANI
03.7305.14ANI
Casambi
03.7305.40ACB
03.7305.14ACB
Non Dimmable
05.1435.40A
05.1435.14A
Dali Version
05.1435.40BDA
05.1435.14BDA
Mains Dimming
05.1435.40ANI
05.1435.14ANI
Casambi
05.1435.40ACB
05.1435.14ACB
Non Dimmable
05.1436.40A
05.1436.14A
Dali Version
05.1436.40BDA
05.1436.14BDA
Mains Dimming
05.1436.40ANI
05.1436.14ANI
Casambi
05.1436.40ACB
05.1436.14ACB
Non Dimmable
05.1437.40A
05.1437.14A
Dali Version
05.1437.40BDA
05.1437.14BDA
Mains Dimming
05.1437.40ANI
05.1437.14ANI
Casambi
05.1437.40ACB
05.1437.14ACB

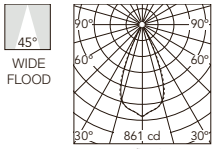

Luminous flux luminaire
462 lm

Beam Angle: 45°

h(m)	E(lx)	D(m)
1	861	0.83
2	215	1.67
3	96	2.50
4	54	3.34
5	34	4.17

@White (40)

Light Shadow Adjustable Trim 4 Spots

Light Source: Power LED DC 900 mA 10,8W - 1080 lm - 2700K/CRI 90 / 10,8W - 1140lm - 3000K/CRI 90

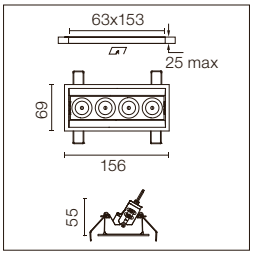

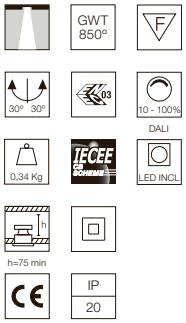

Apparecchio per illuminazione da incasso con 4 spot LED. Alimentazione remota inclusa (220-240V).
Non richiede cornice di insta pre-installazione.

E= Finitura Esterna
I= Finitura Interna

Recessed integrated luminaire with 4 LED lighting spots. Remote power supply included (220-240V).
Pre-Installation frame not required.

E= External Finish
I= Internal Finish

Optic Spot 2700K

E I Non Dimmable
03.8892.40A
03.8892.14A
Dali Version
03.8892.40BDA
03.8892.14BDA
Mains Dimming
03.8892.40ANI
03.8892.14ANI
Casambi
03.8892.40ACB
03.8892.14ACB
Non Dimmable
03.8893.40A
03.8893.14A
Dali Version
03.8893.40BDA
03.8893.14BDA
Mains Dimming
03.8893.40ANI
03.8893.14ANI
Casambi
03.8893.40ACB
03.8893.14ACB
Non Dimmable
05.1500.40A
05.1500.14A
Dali Version
05.1500.40BDA
05.1500.14BDA
Mains Dimming
05.1500.40ANI
05.1500.14ANI
Casambi
05.1500.40ACB
05.1500.14ACB
Non Dimmable
05.1501.40A
05.1501.14A
Dali Version
05.1501.40BDA
05.1501.14BDA
Mains Dimming
05.1501.40ANI
05.1501.14ANI
Casambi
05.1501.40ACB
05.1501.14ACB
Non Dimmable
05.1502.40A
05.1502.14A
Dali Version
05.1502.40BDA
05.1502.14BDA
Mains Dimming
05.1502.40ANI
05.1502.14ANI
Casambi
05.1502.40ACB
05.1502.14ACB

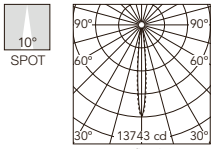

Luminous flux luminaire
751 lm (EXTREME CUT OFF)

@White (40)

Beam Angle:		10°
h(m)	E(lx)	D(m)
1	13743	0.17
2	3436	0.35
3	1527	0.52
4	859	0.70
5	550	0.87

Optic Spot 3000K

E I Non Dimmable
03.8896.40A
03.8896.14A
Dali Version
03.8896.40BDA
03.8896.14BDA
Mains Dimming
03.8896.40ANI
03.8896.14ANI
Casambi
03.8896.40ACB
03.8896.14ACB
Non Dimmable
03.8897.40A
03.8897.14A
Dali Version
03.8897.40BDA
03.8897.14BDA
Mains Dimming
03.8897.40ANI
03.8897.14ANI
Casambi
03.8897.40ACB
03.8897.14ACB
Non Dimmable
05.1505.40A
05.1505.14A
Dali Version
05.1505.40BDA
05.1505.14BDA
Mains Dimming
05.1505.40ANI
05.1505.14ANI
Casambi
05.1505.40ACB
05.1505.14ACB
Non Dimmable
05.1506.40A
05.1506.14A
Dali Version
05.1506.40BDA
05.1506.14BDA
Mains Dimming
05.1506.40ANI
05.1506.14ANI
Casambi
05.1506.40ACB
05.1506.14ACB
Non Dimmable
05.1507.40A
05.1507.14A
Dali Version
05.1507.40BDA
05.1507.14BDA
Mains Dimming
05.1507.40ANI
05.1507.14ANI
Casambi
05.1507.40ACB
05.1507.14ACB

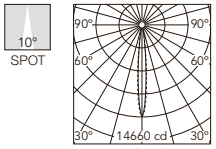

Luminous flux luminaire
801 lm (EXTREME CUT OFF)

@White (40)

Beam Angle:		10°
h(m)	E(lx)	D(m)
1	14660	0.17
2	3665	0.35
3	1629	0.52
4	916	0.70
5	586	0.87

Optic Medium 2700K

E I

Non Dimmable
03.9320.40A
03.9320.14A

Dali Version
03.9320.40BDA
03.9320.14BDA

Mains Dimming
03.9320.40ANI
03.9320.14ANI

Casambi
03.9320.40ACB
03.9320.14ACB

Non Dimmable
03.9321.40A
03.9321.14A

Dali Version
03.9321.40BDA
03.9321.14BDA

Mains Dimming
03.9321.40ANI
03.9321.14ANI

Casambi
03.9321.40ACB
03.9321.14ACB

Non Dimmable
05.1510.40A
05.1510.14A

Dali Version
05.1510.40BDA
05.1510.14BDA

Mains Dimming
05.1510.40ANI
05.1510.14ANI

Casambi
05.1510.40ACB
05.1510.14ACB

Non Dimmable
05.1511.40A
05.1511.14A

Dali Version
05.1511.40BDA
05.1511.14BDA

Mains Dimming
05.1511.40ANI
05.1511.14ANI

Casambi
05.1511.40ACB
05.1511.14ACB

Non Dimmable
05.1512.40A
05.1512.14A

Dali Version
05.1512.40BDA
05.1512.14BDA

Mains Dimming
05.1512.40ANI
05.1512.14ANI

Casambi
05.1512.40ACB
05.1512.14ACB

22°
MEDIUM

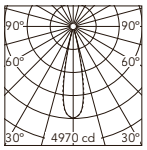

Luminous flux luminaire
744 lm (EXTREME CUT OFF)

@White (40)

Beam Angle: 22°

h(m)	E(lx)	D(m)
1	4970	0.39
2	1243	0.78
3	552	1.17
4	311	1.56
5	199	1.95

Optic Medium 3000K

E I

Non Dimmable
03.9330.40A
03.9330.14A

Dali Version
03.9330.40BDA
03.9330.14BDA

Mains Dimming
03.9330.40ANI
03.9330.14ANI

Casambi
03.9330.40ACB
03.9330.14ACB

Non Dimmable
03.9331.40A
03.9331.14A

Dali Version
03.9331.40BDA
03.9331.14BDA

Mains Dimming
03.9331.40ANI
03.9331.14ANI

Casambi
03.9331.40ACB
03.9331.14ACB

Non Dimmable
05.1515.40A
05.1515.14A

Dali Version
05.1515.40BDA
05.1515.14BDA

Mains Dimming
05.1515.40ANI
05.1515.14ANI

Casambi
05.1515.40ACB
05.1515.14ACB

Non Dimmable
05.1516.40A
05.1516.14A

Dali Version
05.1516.40BDA
05.1516.14BDA

Mains Dimming
05.1516.40ANI
05.1516.14ANI

Casambi
05.1516.40ACB
05.1516.14ACB

Non Dimmable
05.1517.40A
05.1517.14A

Dali Version
05.1517.40BDA
05.1517.14BDA

Mains Dimming
05.1517.40ANI
05.1517.14ANI

Casambi
05.1517.40ACB
05.1517.14ACB

22°
MEDIUM

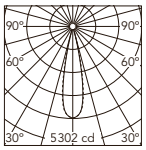

Luminous flux luminaire
793 lm (EXTREME CUT OFF)

@White (40)

Beam Angle: 22°

h(m)	E(lx)	D(m)
1	5302	0.39
2	1325	0.78
3	589	1.17
4	331	1.56
5	212	1.95

Light Shadow Adjustable Trim 4 Spots

Light Source: Power LED DC 900 mA 10,8W - 1080 lm - 2700K/CRI 90 / 10,8W - 1140lm - 3000K/CRI 90

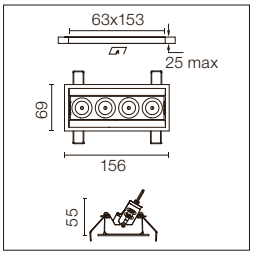

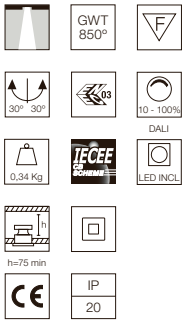

Apparecchio per illuminazione da incasso con 4 spot LED. Alimentazione remota inclusa (220-240V).
Non richiede cornice di insta pre-installazione.

E= Finitura Esterna
I= Finitura Interna

Recessed integrated luminaire with 4 LED lighting spots. Remote power supply included (220-240V).
Pre-Installation frame not required.

E= External Finish
I= Internal Finish

Optic Flood 2700K

E I

Non Dimmable
03.9325.40A
03.9325.14A
Dali Version
03.9325.40BDA
03.9325.14BDA
Mains Dimming
03.9325.40ANI
03.9325.14ANI
Casambi
03.9325.40ACB
03.9325.14ACB
Non Dimmable
03.9326.40A
03.9326.14A
Dali Version
03.9326.40BDA
03.9326.14BDA
Mains Dimming
03.9326.40ANI
03.9326.14ANI
Casambi
03.9326.40ACB
03.9326.14ACB
Non Dimmable
05.1520.40A
05.1520.14A
Dali Version
05.1520.40BDA
05.1520.14BDA
Mains Dimming
05.1520.40ANI
05.1520.14ANI
Casambi
05.1520.40ACB
05.1520.14ACB
Non Dimmable
05.1521.40A
05.1521.14A
Dali Version
05.1521.40BDA
05.1521.14BDA
Mains Dimming
05.1521.40ANI
05.1521.14ANI
Casambi
05.1521.40ACB
05.1521.14ACB
Non Dimmable
05.1522.40A
05.1522.14A
Dali Version
05.1522.40BDA
05.1522.14BDA
Mains Dimming
05.1522.40ANI
05.1522.14ANI
Casambi
05.1522.40ACB
05.1522.14ACB

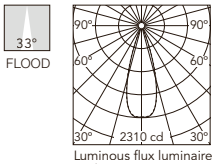

Luminous flux luminaire
741 lm (EXTREME CUT OFF)

@White (40)

Beam Angle: 33°

h(m)	E(lx)	D(m)
1	2310	0.59
2	577	1.18
3	257	1.78
4	144	2.37
5	92	2.96

Optic Flood 3000K

E I

Non Dimmable
03.9335.40A
03.9335.14A
Dali Version
03.9335.40BDA
03.9335.14BDA
Mains Dimming
03.9335.40ANI
03.9335.14ANI
Casambi
03.9335.40ACB
03.9335.14ACB
Non Dimmable
03.9336.40A
03.9336.14A
Dali Version
03.9336.40BDA
03.9336.14BDA
Mains Dimming
03.9336.40ANI
03.9336.14ANI
Casambi
03.9336.40ACB
03.9336.14ACB
Non Dimmable
05.1525.40A
05.1525.14A
Dali Version
05.1525.40BDA
05.1525.14BDA
Mains Dimming
05.1525.40ANI
05.1525.14ANI
Casambi
05.1525.40ACB
05.1525.14ACB
Non Dimmable
05.1526.40A
05.1526.14A
Dali Version
05.1526.40BDA
05.1526.14BDA
Mains Dimming
05.1526.40ANI
05.1526.14ANI
Casambi
05.1526.40ACB
05.1526.14ACB
Non Dimmable
05.1527.40A
05.1527.14A
Dali Version
05.1527.40BDA
05.1527.14BDA
Mains Dimming
05.1527.40ANI
05.1527.14ANI
Casambi
05.1527.40ACB
05.1527.14ACB

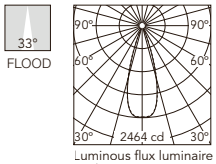

Luminous flux luminaire
790 lm (EXTREME CUT OFF)

@White (40)

Beam Angle: 33°

h(m)	E(lx)	D(m)
1	2464	0.59
2	616	1.18
3	274	1.78
4	154	2.37
5	99	2.96

Optic Wide Flood 2700K

E I

Non Dimmable
03.7308.40A
03.7308.14A

Dali Version
03.7308.40BDA
03.7308.14BDA

Mains Dimming
03.7308.40ANI
03.7308.14ANI

Casambi
03.7308.40ACB
03.7308.14ACB

Non Dimmable
03.7309.40A
03.7309.14A

Dali Version
03.7309.40BDA
03.7309.14BDA

Mains Dimming
03.7309.40ANI
03.7309.14ANI

Casambi
03.7309.40ACB
03.7309.14ACB

Non Dimmable
05.1530.40A
05.1530.14A

Dali Version
05.1530.40BDA
05.1530.14BDA

Mains Dimming
05.1530.40ANI
05.1530.14ANI

Casambi
05.1530.40ACB
05.1530.14ACB

Non Dimmable
05.1531.40A
05.1531.14A

Dali Version
05.1531.40BDA
05.1531.14BDA

Mains Dimming
05.1531.40ANI
05.1531.14ANI

Casambi
05.1531.40ACB
05.1531.14ACB

Non Dimmable
05.1532.40A
05.1532.14A

Dali Version
05.1532.40BDA
05.1532.14BDA

Mains Dimming
05.1532.40ANI
05.1532.14ANI

Casambi
05.1532.40ACB
05.1532.14ACB

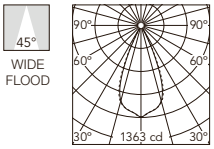

Luminous flux luminaire
731 lm (EXTREME CUT OFF)

Beam Angle: 45°

h(m)	E(lx)	D(m)
1	1363	0.83
2	341	1.67
3	151	2.50
4	85	3.34
5	55	4.17

@White (40)

Optic Wide Flood 3000K

E I

Non Dimmable
03.7312.40A
03.7312.14A

Dali Version
03.7312.40BDA
03.7312.14BDA

Mains Dimming
03.7312.40ANI
03.7312.14ANI

Casambi
03.7312.40ACB
03.7312.14ACB

Non Dimmable
03.7313.40A
03.7313.14A

Dali Version
03.7313.40BDA
03.7313.14BDA

Mains Dimming
03.7313.40ANI
03.7313.14ANI

Casambi
03.7313.40ACB
03.7313.14ACB

Non Dimmable
05.1535.40A
05.1535.14A

Dali Version
05.1535.40BDA
05.1535.14BDA

Mains Dimming
05.1535.40ANI
05.1535.14ANI

Casambi
05.1535.40ACB
05.1535.14ACB

Non Dimmable
05.1536.40A
05.1536.14A

Dali Version
05.1536.40BDA
05.1536.14BDA

Mains Dimming
05.1536.40ANI
05.1536.14ANI

Casambi
05.1536.40ACB
05.1536.14ACB

Non Dimmable
05.1537.40A
05.1537.14A

Dali Version
05.1537.40BDA
05.1537.14BDA

Mains Dimming
05.1537.40ANI
05.1537.14ANI

Casambi
05.1537.40ACB
05.1537.14ACB

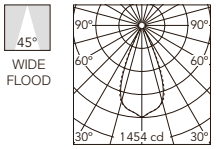

Luminous flux luminaire
780 lm (EXTREME CUT OFF)

Beam Angle: 45°

h(m)	E(lx)	D(m)
1	1454	0.83
2	363	1.67
3	162	2.50
4	91	3.34
5	58	4.17

@White (40)

Light Shadow Adjustable Trim 8 Spots

Light Source: Power LED DC 900 mA 21,6W - 2160 lm - 2700K/CRI 90 / 21,6W - 2280 lm - 3000K/CRI 90
Mains dimming: Power LED DC 750 mA 18,6W - 1800 lm - 2700K/CRI 90 / 18,6W - 1900 lm - 3000K/CRI 90

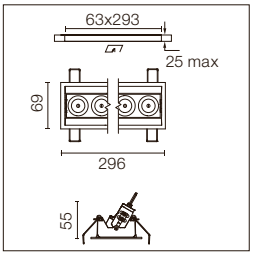

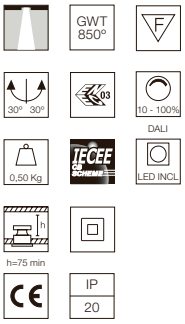

Apparecchio per illuminazione da incasso con 8 spot LED. Alimentazione remota inclusa (220-240V). Non richiede cornice di pre-installazione.

E= Finitura Esterna
I= Finitura Interna

Recessed integrated luminaire with 8 LED lighting spots. Remote power supply included (220-240V). Pre-Installation frame not required.

E= External Finish
I= Internal Finish

Optic Spot 2700K

E I Non Dimmable
03.8900.40A
03.8900.14A
Dali Version
03.8900.40BDA
03.8900.14BDA
Mains Dimming
03.8900.40ANI
03.8900.14ANI
Casambi
03.8900.40ACB
03.8900.14ACB

10° SPOT

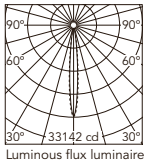

Luminous flux luminaire
1812 lm (EXTREME CUT OFF)

@White (40) 900mA

Beam Angle:	10°	
h(m)	E(lx)	D(m)
1	33142	0.17
2	8285	0.35
3	3682	0.52
4	2071	0.70
5	1326	0.87

Non Dimmable
03.8901.40A
03.8901.14A
Dali Version
03.8901.40BDA
03.8901.14BDA
Mains Dimming
03.8901.40ANI
03.8901.14ANI
Casambi
03.8901.40ACB
03.8901.14ACB

10° SPOT

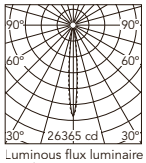

Luminous flux luminaire
1441 lm (EXTREME CUT OFF)

@White (40) 750mA

Beam Angle:	10°	
h(m)	E(lx)	D(m)
1	26365	0.17
2	6591	0.35
3	2929	0.52
4	1648	0.70
5	1055	0.87

Non Dimmable
05.1600.40A
05.1600.14A
Dali Version
05.1600.40BDA
05.1600.14BDA
Mains Dimming
05.1600.40ANI
05.1600.14ANI
Casambi
05.1600.40ACB
05.1600.14ACB
Non Dimmable
05.1601.40A
05.1601.14A
Dali Version
05.1601.40BDA
05.1601.14BDA
Mains Dimming
05.1601.40ANI
05.1601.14ANI
Casambi
05.1601.40ACB
05.1601.14ACB
Non Dimmable
05.1602.40A
05.1602.14A
Dali Version
05.1602.40BDA
05.1602.14BDA
Mains Dimming
05.1602.40ANI
05.1602.14ANI
Casambi
05.1602.40ACB
05.1602.14ACB

Optic Spot 3000K

E I Non Dimmable
03.8904.40A
03.8904.14A
Dali Version
03.8904.40BDA
03.8904.14BDA
Mains Dimming
03.8904.40ANI
03.8904.14ANI
Casambi
03.8904.40ACB
03.8904.14ACB

10° SPOT

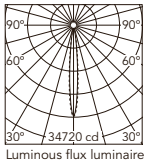

Luminous flux luminaire
1898 lm (EXTREME CUT OFF)

@White (40) 900mA

Beam Angle:	10°	
h(m)	E(lx)	D(m)
1	34720	0.17
2	8680	0.35
3	3858	0.52
4	2170	0.70
5	1389	0.87

Non Dimmable
03.8905.40A
03.8905.14A
Dali Version
03.8905.40BDA
03.8905.14BDA
Mains Dimming
03.8905.40ANI
03.8905.14ANI
Casambi
03.8905.40ACB
03.8905.14ACB

10° SPOT

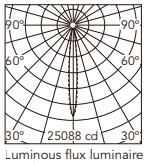

Luminous flux luminaire
1371 lm (EXTREME CUT OFF)

@White (40) 750mA

Beam Angle:	10°	
h(m)	E(lx)	D(m)
1	25088	0.17
2	6272	0.35
3	2788	0.52
4	1568	0.70
5	1004	0.87

Non Dimmable
05.1605.40A
05.1605.14A
Dali Version
05.1605.40BDA
05.1605.14BDA
Mains Dimming
05.1605.40ANI
05.1605.14ANI
Casambi
05.1605.40ACB
05.1605.14ACB
Non Dimmable
05.1606.40A
05.1606.14A
Dali Version
05.1606.40BDA
05.1606.14BDA
Mains Dimming
05.1606.40ANI
05.1606.14ANI
Casambi
05.1606.40ACB
05.1606.14ACB
Non Dimmable
05.1607.40A
05.1607.14A
Dali Version
05.1607.40BDA
05.1607.14BDA
Mains Dimming
05.1607.40ANI
05.1607.14ANI
Casambi
05.1607.40ACB
05.1607.14ACB

Optic Medium 2700K

E I

Non Dimmable
03.9340.40A
03.9340.14A

Dali Version
03.9340.40BDA
03.9340.14BDA

Mains Dimming
03.9340.40ANI
03.9340.14ANI

Casambi
03.9340.40ACB
03.9340.14ACB

Non Dimmable
03.9341.40A
03.9341.14A

Dali Version
03.9341.40BDA
03.9341.14BDA

Mains Dimming
03.9341.40ANI
03.9341.14ANI

Casambi
03.9341.40ACB
03.9341.14ACB

Non Dimmable
05.1610.40A
05.1610.14A

Dali Version
05.1610.40BDA
05.1610.14BDA

Mains Dimming
05.1610.40ANI
05.1610.14ANI

Casambi
05.1610.40ACB
05.1610.14ACB

Non Dimmable
05.1611.40A
05.1611.14A

Dali Version
05.1611.40BDA
05.1611.14BDA

Mains Dimming
05.1611.40ANI
05.1611.14ANI

Casambi
05.1611.40ACB
05.1611.14ACB

Non Dimmable
05.1612.40A
05.1612.14A

Dali Version
05.1612.40BDA
05.1612.14BDA

Mains Dimming
05.1612.40ANI
05.1612.14ANI

Casambi
05.1612.40ACB
05.1612.14ACB

22°
MEDIUM

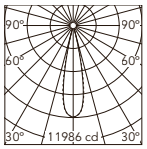

Luminous flux luminaire
1793 lm (EXTREME CUT OFF)

@White (40) 900mA

Beam Angle: 22°

h(m)	E(lx)	D(m)
1	11986	0.39
2	2996	0.78
3	1332	1.17
4	749	1.56
5	479	1.95

22°
MEDIUM

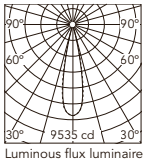

Luminous flux luminaire
1426 lm (EXTREME CUT OFF)

@White (40) 750mA

Beam Angle: 22°

h(m)	E(lx)	D(m)
1	9535	0.39
2	2384	0.78
3	1059	1.17
4	596	1.56
5	381	1.95

Optic Medium 3000K

E I

Non Dimmable
03.9350.40A
03.9350.14A

Dali Version
03.9350.40BDA
03.9350.14BDA

Mains Dimming
03.9350.40ANI
03.9350.14ANI

Casambi
03.9350.40ACB
03.9350.14ACB

Non Dimmable
03.9351.40A
03.9351.14A

Dali Version
03.9351.40BDA
03.9351.14BDA

Mains Dimming
03.9351.40ANI
03.9351.14ANI

Casambi
03.9351.40ACB
03.9351.14ACB

Non Dimmable
05.1615.40A
05.1615.14A

Dali Version
05.1615.40BDA
05.1615.14BDA

Mains Dimming
05.1615.40ANI
05.1615.14ANI

Casambi
05.1615.40ACB
05.1615.14ACB

Non Dimmable
05.1616.40A
05.1616.14A

Dali Version
05.1616.40BDA
05.1616.14BDA

Mains Dimming
05.1616.40ANI
05.1616.14ANI

Casambi
05.1616.40ACB
05.1616.14ACB

Non Dimmable
05.1617.40A
05.1617.14A

Dali Version
05.1617.40BDA
05.1617.14BDA

Mains Dimming
05.1617.40ANI
05.1617.14ANI

Casambi
05.1617.40ACB
05.1617.14ACB

22°
MEDIUM

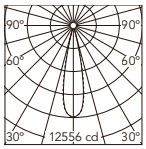

Luminous flux luminaire
1878 lm (EXTREME CUT OFF)

@White (40) 900mA

Beam Angle: 22°

h(m)	E(lx)	D(m)
1	12556	0.39
2	3139	0.78
3	1395	1.17
4	785	1.56
5	502	1.95

22°
MEDIUM

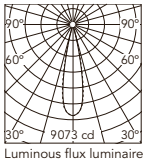

Luminous flux luminaire
1357 lm (EXTREME CUT OFF)

@White (40) 750mA

Beam Angle: 22°

h(m)	E(lx)	D(m)
1	9073	0.39
2	2268	0.78
3	1008	1.17
4	567	1.56
5	363	1.95

Light Shadow Adjustable Trim 8 Spots

Light Source: Power LED DC 900 mA 21,6W - 2160 lm - 2700K/CRI 90 / 21,6W - 2280 lm - 3000K/CRI 90
Mains dimming: Power LED DC 750 mA 18,6W - 1800 lm - 2700K/CRI 90 / 18,6W - 1900 lm - 3000K/CRI 90

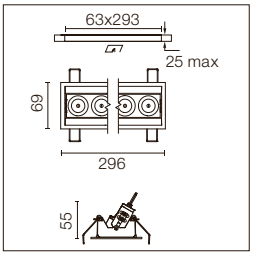

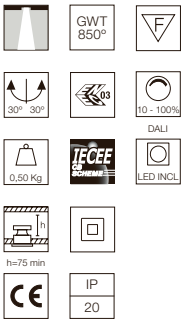

Apparecchio per illuminazione da incasso con 8 spot LED. Alimentazione remota inclusa (220-240V). Non richiede cornice di pre-installazione.

E= Finitura Esterna
I= Finitura Interna

Recessed integrated luminaire with 8 LED lighting spots. Remote power supply included (220-240V). Pre-Installation frame not required.

E= External Finish
I= Internal Finish

Optic Flood 2700K

E I Non Dimmable
03.9345.40A
03.9345.14A
Dali Version
03.9345.40BDA
03.9345.14BDA
Mains Dimming
03.9345.40ANI
03.9345.14ANI
Casambi
03.9345.40ACB
03.9345.14ACB

33° FLOOD

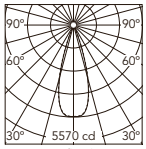

Luminous flux luminaire
1787 lm (EXTREME CUT OFF)
@White (40) 900mA

Beam Angle: 33°

h(m)	E(lx)	D(m)
1	5570	0.59
2	1392	1.18
3	619	1.78
4	348	2.37
5	223	2.96

Non Dimmable
03.9346.40A
03.9346.14A
Dali Version
03.9346.40BDA
03.9346.14BDA
Mains Dimming
03.9346.40ANI
03.9346.14ANI
Casambi
03.9346.40ACB
03.9346.14ACB

33° FLOOD

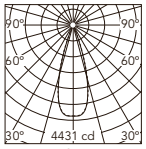

Luminous flux luminaire
1421 lm (EXTREME CUT OFF)
@White (40) 750mA

Beam Angle: 33°

h(m)	E(lx)	D(m)
1	4431	0.59
2	1108	1.18
3	492	1.78
4	277	2.37
5	177	2.96

Non Dimmable
05.1620.40A
05.1620.14A
Dali Version
05.1620.40BDA
05.1620.14BDA
Mains Dimming
05.1620.40ANI
05.1620.14ANI
Casambi
05.1620.40ACB
05.1620.14ACB
Non Dimmable
05.1621.40A
05.1621.14A
Dali Version
05.1621.40BDA
05.1621.14BDA
Mains Dimming
05.1621.40ANI
05.1621.14ANI
Casambi
05.1621.40ACB
05.1621.14ACB
Non Dimmable
05.1622.40A
05.1622.14A
Dali Version
05.1622.40BDA
05.1622.14BDA
Mains Dimming
05.1622.40ANI
05.1622.14ANI
Casambi
05.1622.40ACB
05.1622.14ACB

Optic Flood 3000K

E I Non Dimmable
03.9355.40A
03.9355.14A
Dali Version
03.9355.40BDA
03.9355.14BDA
Mains Dimming
03.9355.40ANI
03.9355.14ANI
Casambi
03.9355.40ACB
03.9355.14ACB

33° FLOOD

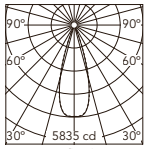

Luminous flux luminaire
1872 lm (EXTREME CUT OFF)
@White (40) 900mA

Beam Angle: 33°

h(m)	E(lx)	D(m)
1	5835	0.59
2	1459	1.18
3	648	1.78
4	365	2.37
5	233	2.96

Non Dimmable
03.9356.40A
03.9356.14A
Dali Version
03.9356.40BDA
03.9356.14BDA
Mains Dimming
03.9356.40ANI
03.9356.14ANI
Casambi
03.9356.40ACB
03.9356.14ACB
Non Dimmable
05.1625.40A
05.1625.14A
Dali Version
05.1625.40BDA
05.1625.14BDA
Mains Dimming
05.1625.40ANI
05.1625.14ANI
Casambi
05.1625.40ACB
05.1625.14ACB
Non Dimmable
05.1626.40A
05.1626.14A
Dali Version
05.1626.40BDA
05.1626.14BDA
Mains Dimming
05.1626.40ANI
05.1626.14ANI
Casambi
05.1626.40ACB
05.1626.14ACB
Non Dimmable
05.1627.40A
05.1627.14A
Dali Version
05.1627.40BDA
05.1627.14BDA
Mains Dimming
05.1627.40ANI
05.1627.14ANI
Casambi
05.1627.40ACB
05.1627.14ACB

33° FLOOD

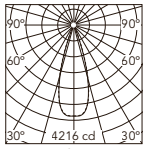

Luminous flux luminaire
1353 lm (EXTREME CUT OFF)
@White (40) 750mA

Beam Angle: 33°

h(m)	E(lx)	D(m)
1	4216	0.59
2	1054	1.18
3	468	1.78
4	264	2.37
5	169	2.96

Optic Wide Flood 2700K

E I Non Dimmable
03.7316.40A
03.7316.14A
Dali Version
03.7316.40BDA
03.7316.14BDA
Mains Dimming
03.7316.40ANI
03.7316.14ANI
Casambi
03.7316.40ACB
03.7316.14ACB
Non Dimmable
03.7317.40A
03.7317.14A
Dali Version
03.7317.40BDA
03.7317.14BDA
Mains Dimming
03.7317.40ANI
03.7317.14ANI
Casambi
03.7317.40ACB
03.7317.14ACB
Non Dimmable
05.1630.40A
05.1630.14A
Dali Version
05.1630.40BDA
05.1630.14BDA
Mains Dimming
05.1630.40ANI
05.1630.14ANI
Casambi
05.1630.40ACB
05.1630.14ACB
Non Dimmable
05.1631.40A
05.1631.14A
Dali Version
05.1631.40BDA
05.1631.14BDA
Mains Dimming
05.1631.40ANI
05.1631.14ANI
Casambi
05.1631.40ACB
05.1631.14ACB
Non Dimmable
05.1632.40A
05.1632.14A
Dali Version
05.1632.40BDA
05.1632.14BDA
Mains Dimming
05.1632.40ANI
05.1632.14ANI
Casambi
05.1632.40ACB
05.1632.14ACB

45°
WIDE FLOOD

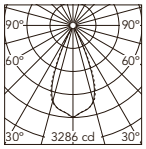

Luminous flux luminaire
1763 lm (EXTREME CUT OFF)

@White (40) 900mA

Beam Angle: 45°

h(m)	E(lx)	D(m)
1	3286	0.83
2	822	1.67
3	365	2.50
4	205	3.34
5	131	4.17

45°
WIDE FLOOD

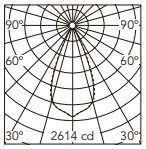

Luminous flux luminaire
1403 lm (EXTREME CUT OFF)

@White (40) 750mA

Beam Angle: 45°

h(m)	E(lx)	D(m)
1	2614	0.83
2	654	1.67
3	290	2.50
4	163	3.34
5	105	4.17

Optic Wide Flood 3000K

E I Non Dimmable
03.7320.40A
03.7320.14A
Dali Version
03.7320.40BDA
03.7320.14BDA
Mains Dimming
03.7320.40ANI
03.7320.14ANI
Casambi
03.7320.40ACB
03.7320.14ACB
Non Dimmable
03.7321.40A
03.7321.14A
Dali Version
03.7321.40BDA
03.7321.14BDA
Mains Dimming
03.7321.40ANI
03.7321.14ANI
Casambi
03.7321.40ACB
03.7321.14ACB
Non Dimmable
05.1635.40A
05.1635.14A
Dali Version
05.1635.40BDA
05.1635.14BDA
Mains Dimming
05.1635.40ANI
05.1635.14ANI
Casambi
05.1635.40ACB
05.1635.14ACB
Non Dimmable
05.1636.40A
05.1636.14A
Dali Version
05.1636.40BDA
05.1636.14BDA
Mains Dimming
05.1636.40ANI
05.1636.14ANI
Casambi
05.1636.40ACB
05.1636.14ACB
Non Dimmable
05.1637.40A
05.1637.14A
Dali Version
05.1637.40BDA
05.1637.14BDA
Mains Dimming
05.1637.40ANI
05.1637.14ANI
Casambi
05.1637.40ACB
05.1637.14ACB

45°
WIDE FLOOD

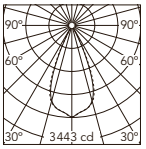

Luminous flux luminaire
1847 lm (EXTREME CUT OFF)

@White (40) 900mA

Beam Angle: 45°

h(m)	E(lx)	D(m)
1	3443	0.83
2	861	1.67
3	383	2.50
4	215	3.34
5	138	4.17

45°
WIDE FLOOD

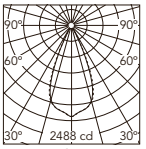

Luminous flux luminaire
1335 lm (EXTREME CUT OFF)

@White (40) 750mA

Beam Angle: 45°

h(m)	E(lx)	D(m)
1	2488	0.83
2	622	1.67
3	276	2.50
4	155	3.34
5	100	4.17

Light Shadow Adjustable Trim 12 Spots

Light Source: Power LED DC 900 mA 32,4W - 3240 lm - 2700K/CRI 90 / 32,4W - 3420 lm - 3000K/CRI 90
Mains dimming: Power LED DC 750 mA 28W - 2710 lm - 2700K/CRI 90 / 28W - 2860 lm - 3000K/CRI 90

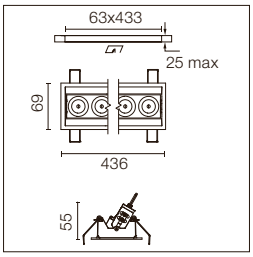

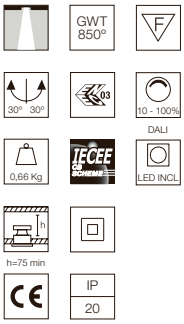

Apparecchio per illuminazione da incasso con 12 spot LED. Alimentazione remota inclusa (220-240V).
Non richiede cornice di pre-installazione.

E= Finitura Esterna
I= Finitura Interna

Recessed integrated luminaire with 12 LED lighting spots. Remote power supply included (220-240V). Pre-installation frame not required.

E= External Finish
I= Internal Finish

Optic Spot 2700K

E I

Non Dimmable
03.8908.40A
03.8908.14A

Dali & Push Version
03.8908.40BDA
03.8908.14BDA

Mains Dimming
03.8908.40ANI
03.8908.14ANI

Casambi
03.8908.40ACB
03.8908.14ACB

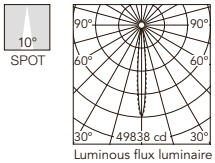

Luminous flux luminaire
2724 lm (EXTREME CUT OFF)

@White (40) 900mA

Beam Angle:	10°	
h(m)	E(lx)	D(m)
1	49838	0.17
2	12459	0.35
3	5538	0.52
4	3115	0.70
5	1994	0.87

Non Dimmable
03.8909.40A
03.8909.14A

Dali & Push Version
03.8909.40BDA
03.8909.14BDA

Mains Dimming
03.8909.40ANI
03.8909.14ANI

Casambi
03.8909.40ACB
03.8909.14ACB

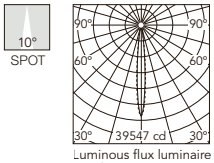

Luminous flux luminaire
2162 lm (EXTREME CUT OFF)

@White (40) 750mA

Beam Angle:	10°	
h(m)	E(lx)	D(m)
1	39547	0.17
2	9887	0.35
3	4394	0.52
4	2472	0.70
5	1582	0.87

Non Dimmable
05.1700.40A
05.1700.14A

Dali & Push Version
05.1700.40BDA
05.1700.14BDA

Mains Dimming
05.1700.40ANI
05.1700.14ANI

Casambi
05.1700.40ACB
05.1700.14ACB

Non Dimmable
05.1701.40A
05.1701.14A

Dali & Push Version
05.1701.40BDA
05.1701.14BDA

Mains Dimming
05.1701.40ANI
05.1701.14ANI

Casambi
05.1701.40ACB
05.1701.14ACB

Non Dimmable
05.1702.40A
05.1702.14A

Dali & Push Version
05.1702.40BDA
05.1702.14BDA

Mains Dimming
05.1702.40ANI
05.1702.14ANI

Casambi
05.1702.40ACB
05.1702.14ACB

Optic Spot 3000K

E I

Non Dimmable
03.8912.40A
03.8912.14A

Dali & Push Version
03.8912.40BDA
03.8912.14BDA

Mains Dimming
03.8912.40ANI
03.8912.14ANI

Casambi
03.8912.40ACB
03.8912.14ACB

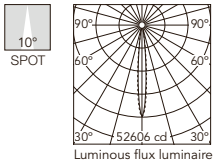

Luminous flux luminaire
2876 lm (EXTREME CUT OFF)

@White (40) 900mA

Beam Angle:	10°	
h(m)	E(lx)	D(m)
1	52606	0.17
2	13152	0.35
3	5845	0.52
4	3288	0.70
5	2104	0.87

Non Dimmable
03.8913.40A
03.8913.14A

Dali & Push Version
03.8913.40BDA
03.8913.14BDA

Mains Dimming
03.8913.40ANI
03.8913.14ANI

Casambi
03.8913.40ACB
03.8913.14ACB

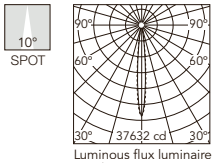

Luminous flux luminaire
2057 lm (EXTREME CUT OFF)

@White (40) 750mA

Beam Angle:	10°	
h(m)	E(lx)	D(m)
1	37632	0.17
2	9408	0.35
3	4181	0.52
4	2352	0.70
5	1505	0.87

Non Dimmable
05.1705.40A
05.1705.14A

Dali & Push Version
05.1705.40BDA
05.1705.14BDA

Mains Dimming
05.1705.40ANI
05.1705.14ANI

Casambi
05.1705.40ACB
05.1705.14ACB

Non Dimmable
05.1706.40A
05.1706.14A

Dali & Push Version
05.1706.40BDA
05.1706.14BDA

Mains Dimming
05.1706.40ANI
05.1706.14ANI

Casambi
05.1706.40ACB
05.1706.14ACB

Non Dimmable
05.1707.40A
05.1707.14A

Dali & Push Version
05.1707.40BDA
05.1707.14BDA

Mains Dimming
05.1707.40ANI
05.1707.14ANI

Casambi
05.1707.40ACB
05.1707.14ACB

Optic Medium 2700K

E I Non Dimmable

03.9360.40A
03.9360.14A

Dali & Push Version

03.9360.40BDA
03.9360.14BDA

Mains Dimming

03.9360.40ANI
03.9360.14ANI

Casambi

03.9360.40ACB
03.9360.14ACB

22°
MEDIUM

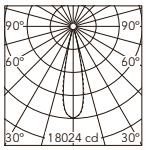

Luminous flux luminaire
2696 lm (EXTREME CUT OFF)

@White (40) 900mA

Beam Angle: 22°

h(m)	E(lx)	D(m)
1	18024	0.39
2	4506	0.78
3	2003	1.17
4	1126	1.56
5	721	1.95

Non Dimmable

03.9361.40A
03.9361.14A

Dali & Push Version

03.9361.40BDA
03.9361.14BDA

Mains Dimming

03.9361.40ANI
03.9361.14ANI

Casambi

03.9361.40ACB
03.9361.14ACB

22°
MEDIUM

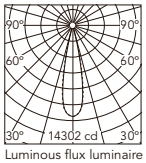

Luminous flux luminaire
2139 lm (EXTREME CUT OFF)

@White (40) 750mA

Beam Angle: 22°

h(m)	E(lx)	D(m)
1	14302	0.39
2	3576	0.78
3	1589	1.17
4	894	1.56
5	572	1.95

Non Dimmable

05.1710.40A
05.1710.14A

Dali & Push Version

05.1710.40BDA
05.1710.14BDA

Mains Dimming

05.1710.40ANI
05.1710.14ANI

Casambi

05.1710.40ACB
05.1710.14ACB

Non Dimmable

05.1711.40A
05.1711.14A

Dali & Push Version

05.1711.40BDA
05.1711.14BDA

Mains Dimming

05.1711.40ANI
05.1711.14ANI

Casambi

05.1711.40ACB
05.1711.14ACB

Non Dimmable

05.1712.40A
05.1712.14A

Dali & Push Version

05.1712.40BDA
05.1712.14BDA

Mains Dimming

05.1712.40ANI
05.1712.14ANI

Casambi

05.1712.40ACB
05.1712.14ACB

Optic Medium 3000K

E I Non Dimmable

03.9370.40A
03.9370.14A

Dali & Push Version

03.9370.40BDA
03.9370.14BDA

Mains Dimming

03.9370.40ANI
03.9370.14ANI

Casambi

03.9370.40ACB
03.9370.14ACB

22°
MEDIUM

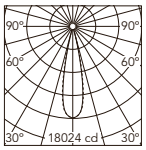

Luminous flux luminaire
2696 lm (EXTREME CUT OFF)

@White (40) 900mA

Beam Angle: 22°

h(m)	E(lx)	D(m)
1	18024	0.39
2	4506	0.78
3	2003	1.17
4	1126	1.56
5	721	1.95

Non Dimmable

03.9371.40A
03.9371.14A

Dali & Push Version

03.9371.40BDA
03.9371.14BDA

Mains Dimming

03.9371.40ANI
03.9371.14ANI

Casambi

03.9371.40ACB
03.9371.14ACB

22°
MEDIUM

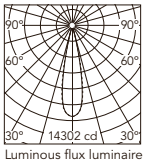

Luminous flux luminaire
2139 lm (EXTREME CUT OFF)

@White (40) 750mA

Beam Angle: 22°

h(m)	E(lx)	D(m)
1	14302	0.39
2	3576	0.78
3	1589	1.17
4	894	1.56
5	572	1.95

Non Dimmable

05.1715.40A
05.1715.14A

Dali & Push Version

05.1715.40BDA
05.1715.14BDA

Mains Dimming

05.1715.40ANI
05.1715.14ANI

Casambi

05.1715.40ACB
05.1715.14ACB

Non Dimmable

05.1716.40A
05.1716.14A

Dali & Push Version

05.1716.40BDA
05.1716.14BDA

Mains Dimming

05.1716.40ANI
05.1716.14ANI

Casambi

05.1716.40ACB
05.1716.14ACB

Non Dimmable

05.1717.40A
05.1717.14A

Dali & Push Version

05.1717.40BDA
05.1717.14BDA

Mains Dimming

05.1717.40ANI
05.1717.14ANI

Casambi

05.1717.40ACB
05.1717.14ACB

Light Shadow Adjustable Trim 12 Spots

Light Source: Power LED DC 900 mA 32,4W - 3240 lm - 2700K/CRI 90 / 32,4W - 3420 lm - 3000K/CRI 90
Mains dimming: Power LED DC 750 mA 28W - 2710 lm - 2700K/CRI 90 / 28W - 2860 lm - 3000K/CRI 90

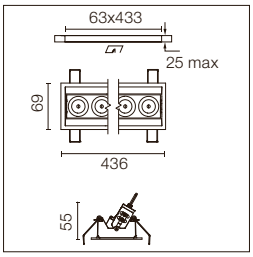

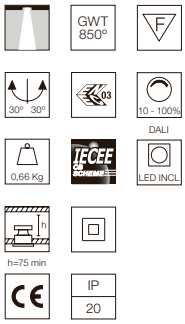

Apparecchio per illuminazione da incasso con 12 spot LED. Alimentazione remota inclusa (220-240V).
Non richiede cornice di pre-installazione.

E= Finitura Esterna
I= Finitura Interna

Recessed integrated luminaire with 12 LED lighting spots. Remote power supply included (220-240V). Pre-installation frame not required.

E= External Finish
I= Internal Finish

Optic Flood 2700K

E I Non Dimmable
03.9365.40A
03.9365.14A
Dali & Push Version
03.9365.40BDA
03.9365.14BDA
Mains Dimming
03.9365.40ANI
03.9365.14ANI
Casambi
03.9365.40ACB
03.9365.14ACB
Non Dimmable
03.9366.40A
03.9366.14A
Dali & Push Version
03.9366.40BDA
03.9366.14BDA
Mains Dimming
03.9366.40ANI
03.9366.14ANI
Casambi
03.9366.40ACB
03.9366.14ACB
Non Dimmable
05.1720.40A
05.1720.14A
Dali & Push Version
05.1720.40BDA
05.1720.14BDA
Mains Dimming
05.1720.40ANI
05.1720.14ANI
Casambi
05.1720.40ACB
05.1720.14ACB
Non Dimmable
05.1721.40A
05.1721.14A
Dali & Push Version
05.1721.40BDA
05.1721.14BDA
Mains Dimming
05.1721.40ANI
05.1721.14ANI
Casambi
05.1721.40ACB
05.1721.14ACB
Non Dimmable
05.1722.40A
05.1722.14A
Dali & Push Version
05.1722.40BDA
05.1722.14BDA
Mains Dimming
05.1722.40ANI
05.1722.14ANI
Casambi
05.1722.40ACB
05.1722.14ACB

33° FLOOD

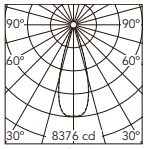

Luminous flux luminaire
2687 lm (EXTREME CUT OFF)

@White (40) 900mA

Beam Angle: 33°

h(m)	E(lx)	D(m)
1	8376	0.59
2	2094	1.18
3	931	1.78
4	523	2.37
5	335	2.96

33° FLOOD

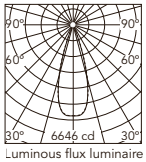

Luminous flux luminaire
2132 lm (EXTREME CUT OFF)

@White (40) 750mA

Beam Angle: 33°

h(m)	E(lx)	D(m)
1	6646	0.59
2	1662	1.18
3	738	1.78
4	415	2.37
5	266	2.96

Optic Flood 3000K

E I Non Dimmable
03.9375.40A
03.9375.14A
Dali & Push Version
03.9375.40BDA
03.9375.14BDA
Mains Dimming
03.9375.40ANI
03.9375.14ANI
Casambi
03.9375.40ACB
03.9375.14ACB
Non Dimmable
03.9376.40A
03.9376.14A
Dali & Push Version
03.9376.40BDA
03.9376.14BDA
Mains Dimming
03.9376.40ANI
03.9376.14ANI
Casambi
03.9376.40ACB
03.9376.14ACB
Non Dimmable
05.1725.40A
05.1725.14A
Dali & Push Version
05.1725.40BDA
05.1725.14BDA
Mains Dimming
05.1725.40ANI
05.1725.14ANI
Casambi
05.1725.40ACB
05.1725.14ACB
Non Dimmable
05.1726.40A
05.1726.14A
Dali & Push Version
05.1726.40BDA
05.1726.14BDA
Mains Dimming
05.1726.40ANI
05.1726.14ANI
Casambi
05.1726.40ACB
05.1726.14ACB
Non Dimmable
05.1727.40A
05.1727.14A
Dali & Push Version
05.1727.40BDA
05.1727.14BDA
Mains Dimming
05.1727.40ANI
05.1727.14ANI
Casambi
05.1727.40ACB
05.1727.14ACB

33° FLOOD

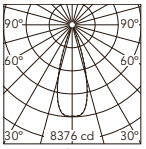

Luminous flux luminaire
2687 lm (EXTREME CUT OFF)

@White (40) 900mA

Beam Angle: 33°

h(m)	E(lx)	D(m)
1	8376	0.59
2	2094	1.18
3	931	1.78
4	523	2.37
5	335	2.96

33° FLOOD

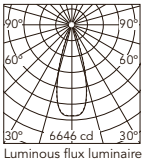

Luminous flux luminaire
2132 lm (EXTREME CUT OFF)

@White (40) 750mA

Beam Angle: 33°

h(m)	E(lx)	D(m)
1	6646	0.59
2	1662	1.18
3	738	1.78
4	415	2.37
5	266	2.96

Optic Wide Flood 2700K

E I

Non Dimmable
03.7324.40A
03.7324.14A

Dali & Push Version
03.7324.40BDA
03.7324.14BDA

Mains Dimming
03.7324.40ANI
03.7324.14ANI

Casambi
03.7324.40ACB
03.7324.14ACB

Non Dimmable
03.7325.40A
03.7325.14A

Dali & Push Version
03.7325.40BDA
03.7325.14BDA

Mains Dimming
03.7325.40ANI
03.7325.14ANI

Casambi
03.7325.40ACB
03.7325.14ACB

Non Dimmable
05.1730.40A
05.1730.14A

Dali & Push Version
05.1730.40BDA
05.1730.14BDA

Mains Dimming
05.1730.40ANI
05.1730.14ANI

Casambi
05.1730.40ACB
05.1730.14ACB

Non Dimmable
05.1731.40A
05.1731.14A

Dali & Push Version
05.1731.40BDA
05.1731.14BDA

Mains Dimming
05.1731.40ANI
05.1731.14ANI

Casambi
05.1731.40ACB
05.1731.14ACB

Non Dimmable
05.1732.40A
05.1732.14A

Dali & Push Version
05.1732.40BDA
05.1732.14BDA

Mains Dimming
05.1732.40ANI
05.1732.14ANI

Casambi
05.1732.40ACB
05.1732.14ACB

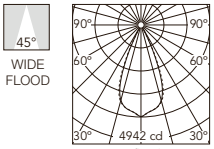

Luminous flux luminaire
2652 lm (EXTREME CUT OFF)

@White (40) 900mA

Beam Angle: 45°

h(m)	E(lx)	D(m)
1	4942	0.83
2	1235	1.67
3	549	2.50
4	309	3.34
5	198	4.17

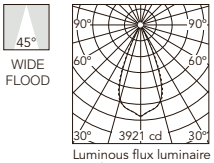

Luminous flux luminaire
2104 lm (EXTREME CUT OFF)

@White (40) 750mA

Beam Angle: 45°

h(m)	E(lx)	D(m)
1	3921	0.83
2	980	1.67
3	436	2.50
4	245	3.34
5	157	4.17

Optic Wide Flood 3000K

E I

Non Dimmable
03.7328.40A
03.7328.14A

Dali & Push Version
03.7328.40BDA
03.7328.14BDA

Mains Dimming
03.7328.40ANI
03.7328.14ANI

Casambi
03.7328.40ACB
03.7328.14ACB

Non Dimmable
03.7329.40A
03.7329.14A

Dali & Push Version
03.7329.40BDA
03.7329.14BDA

Mains Dimming
03.7329.40ANI
03.7329.14ANI

Casambi
03.7329.40ACB
03.7329.14ACB

Non Dimmable
05.1735.40A
05.1735.14A

Dali & Push Version
05.1735.40BDA
05.1735.14BDA

Mains Dimming
05.1735.40ANI
05.1735.14ANI

Casambi
05.1735.40ACB
05.1735.14ACB

Non Dimmable
05.1736.40A
05.1736.14A

Dali & Push Version
05.1736.40BDA
05.1736.14BDA

Mains Dimming
05.1736.40ANI
05.1736.14ANI

Casambi
05.1736.40ACB
05.1736.14ACB

Non Dimmable
05.1737.40A
05.1737.14A

Dali & Push Version
05.1737.40BDA
05.1737.14BDA

Mains Dimming
05.1737.40ANI
05.1737.14ANI

Casambi
05.1737.40ACB
05.1737.14ACB

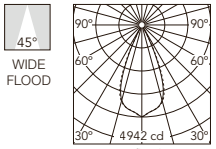

Luminous flux luminaire
2652 lm (EXTREME CUT OFF)

@White (40) 900mA

Beam Angle: 45°

h(m)	E(lx)	D(m)
1	4942	0.83
2	1235	1.67
3	549	2.50
4	309	3.34
5	198	4.17

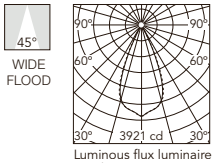

Luminous flux luminaire
2104 lm (EXTREME CUT OFF)

@White (40) 750mA

Beam Angle: 45°

h(m)	E(lx)	D(m)
1	3921	0.83
2	980	1.67
3	436	2.50
4	245	3.34
5	157	4.17

Light Shadow Adjustable No Trim 2 Spots

Light Source: Power LED DC 900 mA 7W - 540 lm - 2700K/CRI 90 / 7W - 570 lm - 3000K/CRI 90

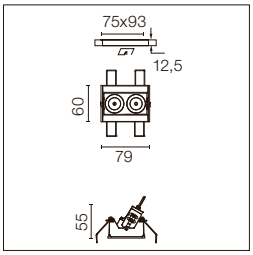

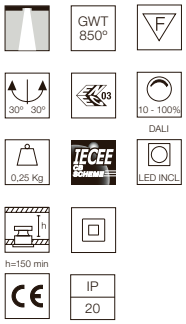

Apparecchio per illuminazione da incasso con 2 spot LED. Alimentazione remota inclusa (220-240V).
Necessaria cornice di pre-installazione, da ordinare separatamente.

E= Finitura Esterna
I= Finitura Interna

Recessed integrated luminaire with 2 LED lighting spots. Remote power supply included (220-240V).
It requires a pre-installation frame, to be ordered separately.

E= External Finish
I= Internal Finish

Optic Spot 2700K

E I

Non Dimmable
03.8916.40A
03.8916.14A

Dali Version
03.8916.40BDA
03.8916.14BDA

Mains Dimming
03.8916.40ANI
03.8916.14ANI

Casambi
03.8916.40ACB
03.8916.14ACB

Non Dimmable
03.8917.40A
03.8917.14A

Dali Version
03.8917.40BDA
03.8917.14BDA

Mains Dimming
03.8917.40ANI
03.8917.14ANI

Casambi
03.8917.40ACB
03.8917.14ACB

Non Dimmable
05.1440.40A
05.1440.14A

Dali Version
05.1440.40BDA
05.1440.14BDA

Mains Dimming
05.1440.40ANI
05.1440.14ANI

Casambi
05.1440.40ACB
05.1440.14ACB

Non Dimmable
05.1441.40A
05.1441.14A

Dali Version
05.1441.40BDA
05.1441.14BDA

Mains Dimming
05.1441.40ANI
05.1441.14ANI

Casambi
05.1441.40ACB
05.1441.14ACB

Non Dimmable
05.1442.40A
05.1442.14A

Dali Version
05.1442.40BDA
05.1442.14BDA

Mains Dimming
05.1442.40ANI
05.1442.14ANI

Casambi
05.1442.40ACB
05.1442.14ACB

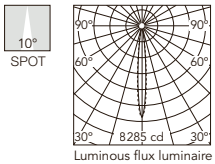

Luminous flux luminaire 453 lm

Beam Angle: 10°

h(m)	E(lx)	D(m)
1	8285	0.17
2	2071	0.35
3	921	0.52
4	518	0.70
5	331	0.87

@White (40)

Optic Spot 3000K

E I

Non Dimmable
03.8920.40A
03.8920.14A

Dali Version
03.8920.40BDA
03.8920.14BDA

Mains Dimming
03.8920.40ANI
03.8920.14ANI

Casambi
03.8920.40ACB
03.8920.14ACB

Non Dimmable
03.8921.40A
03.8921.14A

Dali Version
03.8921.40BDA
03.8921.14BDA

Mains Dimming
03.8921.40ANI
03.8921.14ANI

Casambi
03.8921.40ACB
03.8921.14ACB

Non Dimmable
05.1445.40A
05.1445.14A

Dali Version
05.1445.40BDA
05.1445.14BDA

Mains Dimming
05.1445.40ANI
05.1445.14ANI

Casambi
05.1445.40ACB
05.1445.14ACB

Non Dimmable
05.1446.40A
05.1446.14A

Dali Version
05.1446.40BDA
05.1446.14BDA

Mains Dimming
05.1446.40ANI
05.1446.14ANI

Casambi
05.1446.40ACB
05.1446.14ACB

Non Dimmable
05.1447.40A
05.1447.14A

Dali Version
05.1447.40BDA
05.1447.14BDA

Mains Dimming
05.1447.40ANI
05.1447.14ANI

Casambi
05.1447.40ACB
05.1447.14ACB

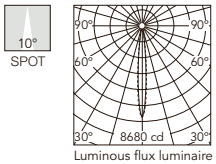

Luminous flux luminaire 475 lm

Beam Angle: 10°

h(m)	E(lx)	D(m)
1	8680	0.17
2	2170	0.35
3	964	0.52
4	542	0.70
5	347	0.87

@White (40)

Optic Medium 2700K

E I

Non Dimmable
03.9400.40A
03.9400.14A

Dali Version
03.9400.40BDA
03.9400.14BDA

Mains Dimming
03.9400.40ANI
03.9400.14ANI

Casambi
03.9400.40ACB
03.9400.14ACB

Non Dimmable
03.9401.40A
03.9401.14A

Dali Version
03.9401.40BDA
03.9401.14BDA

Mains Dimming
03.9401.40ANI
03.9401.14ANI

Casambi
03.9401.40ACB
03.9401.14ACB

Non Dimmable
05.1450.40A
05.1450.14A

Dali Version
05.1450.40BDA
05.1450.14BDA

Mains Dimming
05.1450.40ANI
05.1450.14ANI

Casambi
05.1450.40ACB
05.1450.14ACB

Non Dimmable
05.1451.40A
05.1451.14A

Dali Version
05.1451.40BDA
05.1451.14BDA

Mains Dimming
05.1451.40ANI
05.1451.14ANI

Casambi
05.1451.40ACB
05.1451.14ACB

Non Dimmable
05.1452.40A
05.1452.14A

Dali Version
05.1452.40BDA
05.1452.14BDA

Mains Dimming
05.1452.40ANI
05.1452.14ANI

Casambi
05.1452.40ACB
05.1452.14ACB

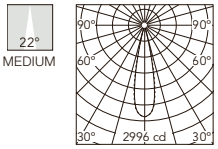

Luminous flux luminaire
448 lm

Beam Angle: 22°

h(m)	E(lx)	D(m)
1	2996	0.39
2	749	0.78
3	333	1.17
4	187	1.56
5	120	1.95

@White (40)

Optic Medium 3000K

E I

Non Dimmable
03.9410.40A
03.9410.14A

Dali Version
03.9410.40BDA
03.9410.14BDA

Mains Dimming
03.9410.40ANI
03.9410.14ANI

Casambi
03.9410.40ACB
03.9410.14ACB

Non Dimmable
03.9411.40A
03.9411.14A

Dali Version
03.9411.40BDA
03.9411.14BDA

Mains Dimming
03.9411.40ANI
03.9411.14ANI

Casambi
03.9411.40ACB
03.9411.14ACB

Non Dimmable
05.1455.40A
05.1455.14A

Dali Version
05.1455.40BDA
05.1455.14BDA

Mains Dimming
05.1455.40ANI
05.1455.14ANI

Casambi
05.1455.40ACB
05.1455.14ACB

Non Dimmable
05.1456.40A
05.1456.14A

Dali Version
05.1456.40BDA
05.1456.14BDA

Mains Dimming
05.1456.40ANI
05.1456.14ANI

Casambi
05.1456.40ACB
05.1456.14ACB

Non Dimmable
05.1457.40A
05.1457.14A

Dali Version
05.1457.40BDA
05.1457.14BDA

Mains Dimming
05.1457.40ANI
05.1457.14ANI

Casambi
05.1457.40ACB
05.1457.14ACB

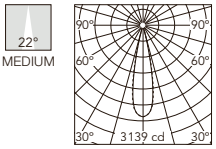

Luminous flux luminaire
470 lm

Beam Angle: 22°

h(m)	E(lx)	D(m)
1	3139	0.39
2	785	0.78
3	349	1.17
4	196	1.56
5	126	1.95

@White (40)

Light Shadow Adjustable No Trim 2 Spots

Light Source: Power LED DC 900 mA 7W - 540 lm - 2700K/CRI 90 / 7W - 570 lm - 3000K/CRI 90

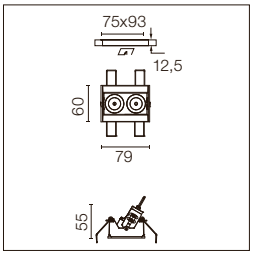

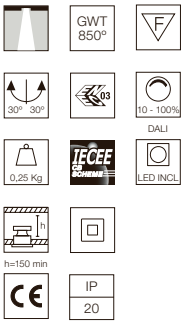

Apparecchio per illuminazione da incasso con 2 spot LED. Alimentazione remota inclusa (220-240V).
Necessaria cornice di pre-installazione, da ordinare separatamente.

E= Finitura Esterna
I= Finitura Interna

Recessed integrated luminaire with 2 LED lighting spots. Remote power supply included (220-240V).
It requires a pre-installation frame, to be ordered separately.

E= External Finish
I= Internal Finish

Optic Flood 2700K

E I

Non Dimmable
03.9405.40A
03.9405.14A

Dali Version
03.9405.40BDA
03.9405.14BDA

Mains Dimming
03.9405.40ANI
03.9405.14ANI

Casambi
03.9405.40ACB
03.9405.14ACB

Non Dimmable
03.9406.40A
03.9406.14A

Dali Version
03.9406.40BDA
03.9406.14BDA

Mains Dimming
03.9406.40ANI
03.9406.14ANI

Casambi
03.9406.40ACB
03.9406.14ACB

Non Dimmable
05.1460.40A
05.1460.14A

Dali Version
05.1460.40BDA
05.1460.14BDA

Mains Dimming
05.1460.40ANI
05.1460.14ANI

Casambi
05.1460.40ACB
05.1460.14ACB

Non Dimmable
05.1461.40A
05.1461.14A

Dali Version
05.1461.40BDA
05.1461.14BDA

Mains Dimming
05.1461.40ANI
05.1461.14ANI

Casambi
05.1461.40ACB
05.1461.14ACB

Non Dimmable
05.1462.40A
05.1462.14A

Dali Version
05.1462.40BDA
05.1462.14BDA

Mains Dimming
05.1462.40ANI
05.1462.14ANI

Casambi
05.1462.40ACB
05.1462.14ACB

33°
FLOOD

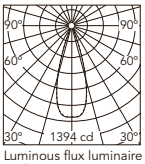

Luminous flux luminaire 447 lm

Beam Angle: 33°

h(m)	E(lx)	D(m)
1	1392	0.59
2	348	1.18
3	155	1.78
4	87	2.37
5	56	2.96

@White (40)

Optic Flood 3000K

E I

Non Dimmable
03.9415.40A
03.9415.14A

Dali Version
03.9415.40BDA
03.9415.14BDA

Mains Dimming
03.9415.40ANI
03.9415.14ANI

Casambi
03.9415.40ACB
03.9415.14ACB

Non Dimmable
03.9416.40A
03.9416.14A

Dali Version
03.9416.40BDA
03.9416.14BDA

Mains Dimming
03.9416.40ANI
03.9416.14ANI

Casambi
03.9416.40ACB
03.9416.14ACB

Non Dimmable
05.1465.40A
05.1465.14A

Dali Version
05.1465.40BDA
05.1465.14BDA

Mains Dimming
05.1465.40ANI
05.1465.14ANI

Casambi
05.1465.40ACB
05.1465.14ACB

Non Dimmable
05.1466.40A
05.1466.14A

Dali Version
05.1466.40BDA
05.1466.14BDA

Mains Dimming
05.1466.40ANI
05.1466.14ANI

Casambi
05.1466.40ACB
05.1466.14ACB

Non Dimmable
05.1467.40A
05.1467.14A

Dali Version
05.1467.40BDA
05.1467.14BDA

Mains Dimming
05.1467.40ANI
05.1467.14ANI

Casambi
05.1467.40ACB
05.1467.14ACB

33°
FLOOD

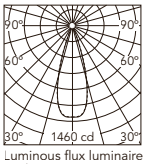

Luminous flux luminaire 468 lm

Beam Angle: 33°

h(m)	E(lx)	D(m)
1	1459	0.59
2	365	1.18
3	162	1.78
4	91	2.37
5	58	2.96

@White (40)

Optic Wide Flood 2700K

E I Non Dimmable
03.7350.40A
03.7350.14A
Dali Version
03.7350.40BDA
03.7350.14BDA
Mains Dimming
03.7350.40ANI
03.7350.14ANI
Casambi
03.7350.40ACB
03.7350.14ACB
Non Dimmable
03.7351.40A
03.7351.14A
Dali Version
03.7351.40BDA
03.7351.14BDA
Mains Dimming
03.7351.40ANI
03.7351.14ANI
Casambi
03.7351.40ACB
03.7351.14ACB
Non Dimmable
05.1470.40A
05.1470.14A
Dali Version
05.1470.40BDA
05.1470.14BDA
Mains Dimming
05.1470.40ANI
05.1470.14ANI
Casambi
05.1470.40ACB
05.1470.14ACB
Non Dimmable
05.1471.40A
05.1471.14A
Dali Version
05.1471.40BDA
05.1471.14BDA
Mains Dimming
05.1471.40ANI
05.1471.14ANI
Casambi
05.1471.40ACB
05.1471.14ACB
Non Dimmable
05.1472.40A
05.1472.14A
Dali Version
05.1472.40BDA
05.1472.14BDA
Mains Dimming
05.1472.40ANI
05.1472.14ANI
Casambi
05.1472.40ACB
05.1472.14ACB

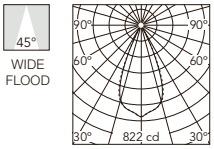

Luminous flux luminaire
441 lm

Beam Angle: 45°

h(m)	E(lx)	D(m)
1	822	0.83
2	205	1.67
3	91	2.50
4	51	3.34
5	33	4.17

@White (40)

Optic Wide Flood 3000K

E I Non Dimmable
03.7354.40A
03.7354.14A
Dali Version
03.7354.40BDA
03.7354.14BDA
Mains Dimming
03.7354.40ANI
03.7354.14ANI
Casambi
03.7354.40ACB
03.7354.14ACB
Non Dimmable
03.7355.40A
03.7355.14A
Dali Version
03.7355.40BDA
03.7355.14BDA
Mains Dimming
03.7355.40ANI
03.7355.14ANI
Casambi
03.7355.40ACB
03.7355.14ACB
Non Dimmable
05.1475.40A
05.1475.14A
Dali Version
05.1475.40BDA
05.1475.14BDA
Mains Dimming
05.1475.40ANI
05.1475.14ANI
Casambi
05.1475.40ACB
05.1475.14ACB
Non Dimmable
05.1476.40A
05.1476.14A
Dali Version
05.1476.40BDA
05.1476.14BDA
Mains Dimming
05.1476.40ANI
05.1476.14ANI
Casambi
05.1476.40ACB
05.1476.14ACB
Non Dimmable
05.1477.40A
05.1477.14A
Dali Version
05.1477.40BDA
05.1477.14BDA
Mains Dimming
05.1477.40ANI
05.1477.14ANI
Casambi
05.1477.40ACB
05.1477.14ACB

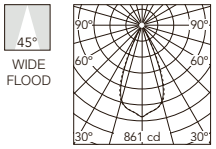

Luminous flux luminaire
462 lm

Beam Angle: 45°

h(m)	E(lx)	D(m)
1	861	0.83
2	215	1.67
3	96	2.50
4	54	3.34
5	34	4.17

@White (40)

Light Shadow Adjustable No Trim 4 Spots

Light Source: Power LED DC 900 mA 10,8W - 1080 lm - 2700K/CRI 90 / 10,8W - 1140lm - 3000K/CRI 90

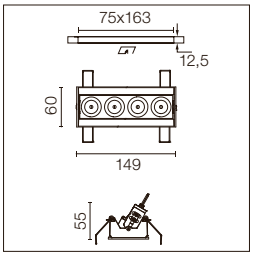

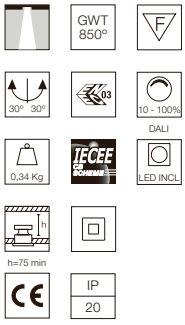

Apparecchio per illuminazione da incasso con 4 spot LED. Alimentazione remota inclusa (220-240V).
Cornice di pre-installazione da ordinare separatamente.

E= Finitura Esterna
I= Finitura Interna

Recessed integrated luminaire with 4 LED lighting spots. Remote power supply included (220-240V).
It requires a pre-installation frame, to be ordered separately.

E= External Finish
I= Internal Finish.

Optic Spot 2700K

E I

Non Dimmable
03.8924.40A
03.8924.14A

Dali Version
03.8924.40BDA
03.8924.14BDA

Mains Dimming
03.8924.40ANI
03.8924.14ANI

Casambi
03.8924.40ACB
03.8924.14ACB

Non Dimmable
03.8925.40A
03.8925.14A

Dali Version
03.8925.40BDA
03.8925.14BDA

Mains Dimming
03.8925.40ANI
03.8925.14ANI

Casambi
03.8925.40ACB
03.8925.14ACB

Non Dimmable
05.1540.40A
05.1540.14A

Dali Version
05.1540.40BDA
05.1540.14BDA

Mains Dimming
05.1540.40ANI
05.1540.14ANI

Casambi
05.1540.40ACB
05.1540.14ACB

Non Dimmable
05.1541.40A
05.1541.14A

Dali Version
05.1541.40BDA
05.1541.14BDA

Mains Dimming
05.1541.40ANI
05.1541.14ANI

Casambi
05.1541.40ACB
05.1541.14ACB

Non Dimmable
05.1542.40A
05.1542.14A

Dali Version
05.1542.40BDA
05.1542.14BDA

Mains Dimming
05.1542.40ANI
05.1542.14ANI

Casambi
05.1542.40ACB
05.1542.14ACB

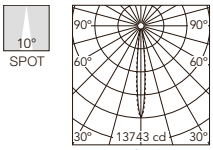

Luminous flux luminaire
751 lm (EXTREME CUT OFF)

Beam Angle: 10°

h(m)	E(lx)	D(m)
1	13743	0.17
2	3436	0.35
3	1527	0.52
4	859	0.70
5	550	0.87

@White (40)

Optic Spot 3000K

E I

Non Dimmable
03.8928.40A
03.8928.14A

Dali Version
03.8928.40BDA
03.8928.14BDA

Mains Dimming
03.8928.40ANI
03.8928.14ANI

Casambi
03.8928.40ACB
03.8928.14ACB

Non Dimmable
03.8929.40A
03.8929.14A

Dali Version
03.8929.40BDA
03.8929.14BDA

Mains Dimming
03.8929.40ANI
03.8929.14ANI

Casambi
03.8929.40ACB
03.8929.14ACB

Non Dimmable
05.1545.40A
05.1545.14A

Dali Version
05.1545.40BDA
05.1545.14BDA

Mains Dimming
05.1545.40ANI
05.1545.14ANI

Casambi
05.1545.40ACB
05.1545.14ACB

Non Dimmable
05.1546.40A
05.1546.14A

Dali Version
05.1546.40BDA
05.1546.14BDA

Mains Dimming
05.1546.40ANI
05.1546.14ANI

Casambi
05.1546.40ACB
05.1546.14ACB

Non Dimmable
05.1547.40A
05.1547.14A

Dali Version
05.1547.40BDA
05.1547.14BDA

Mains Dimming
05.1547.40ANI
05.1547.14ANI

Casambi
05.1547.40ACB
05.1547.14ACB

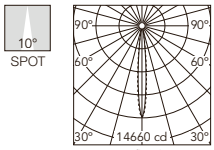

Luminous flux luminaire
801 lm (EXTREME CUT OFF)

Beam Angle: 10°

h(m)	E(lx)	D(m)
1	14660	0.17
2	3665	0.35
3	1629	0.52
4	916	0.70
5	586	0.87

@White (40)

Optic Medium 2700K

E I Non Dimmable
03.9420.40A
03.9420.14A
Dali Version
03.9420.40BDA
03.9420.14BDA
Mains Dimming
03.9420.40ANI
03.9420.14ANI
Casambi
03.9420.40ACB
03.9420.14ACB
Non Dimmable
03.9421.40A
03.9421.14A
Dali Version
03.9421.40BDA
03.9421.14BDA
Mains Dimming
03.9421.40ANI
03.9421.14ANI
Casambi
03.9421.40ACB
03.9421.14ACB
Non Dimmable
05.1550.40A
05.1550.14A
Dali Version
05.1550.40BDA
05.1550.14BDA
Mains Dimming
05.1550.40ANI
05.1550.14ANI
Casambi
05.1550.40ACB
05.1550.14ACB
Non Dimmable
05.1551.40A
05.1551.14A
Dali Version
05.1551.40BDA
05.1551.14BDA
Mains Dimming
05.1551.40ANI
05.1551.14ANI
Casambi
05.1551.40ACB
05.1551.14ACB
Non Dimmable
05.1552.40A
05.1552.14A
Dali Version
05.1552.40BDA
05.1552.14BDA
Mains Dimming
05.1552.40ANI
05.1552.14ANI
Casambi
05.1552.40ACB
05.1552.14ACB

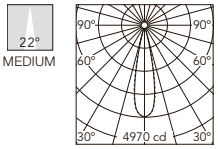

Luminous flux luminaire
744 lm (EXTREME CUT OFF)

@White (40)

Beam Angle: 22°

h(m)	E(lx)	D(m)
1	4970	0.39
2	1243	0.78
3	552	1.17
4	311	1.56
5	199	1.95

Optic Medium 3000K

E I Non Dimmable
03.9430.40A
03.9430.14A
Dali Version
03.9430.40BDA
03.9430.14BDA
Mains Dimming
03.9430.40ANI
03.9430.14ANI
Casambi
03.9430.40ACB
03.9430.14ACB
Non Dimmable
03.9431.40A
03.9431.14A
Dali Version
03.9431.40BDA
03.9431.14BDA
Mains Dimming
03.9431.40ANI
03.9431.14ANI
Casambi
03.9431.40ACB
03.9431.14ACB
Non Dimmable
05.1555.40A
05.1555.14A
Dali Version
05.1555.40BDA
05.1555.14BDA
Mains Dimming
05.1555.40ANI
05.1555.14ANI
Casambi
05.1555.40ACB
05.1555.14ACB
Non Dimmable
05.1556.40A
05.1556.14A
Dali Version
05.1556.40BDA
05.1556.14BDA
Mains Dimming
05.1556.40ANI
05.1556.14ANI
Casambi
05.1556.40ACB
05.1556.14ACB
Non Dimmable
05.1557.40A
05.1557.14A
Dali Version
05.1557.40BDA
05.1557.14BDA
Mains Dimming
05.1557.40ANI
05.1557.14ANI
Casambi
05.1557.40ACB
05.1557.14ACB

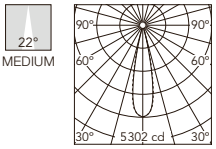

Luminous flux luminaire
793 lm (EXTREME CUT OFF)

@White (40)

Beam Angle: 22°

h(m)	E(lx)	D(m)
1	5302	0.39
2	1325	0.78
3	589	1.17
4	331	1.56
5	212	1.95

Light Shadow Adjustable No Trim 4 Spots

Light Source: Power LED DC 900 mA 10,8W - 1080 lm - 2700K/CRI 90 / 10,8W - 1140lm - 3000K/CRI 90

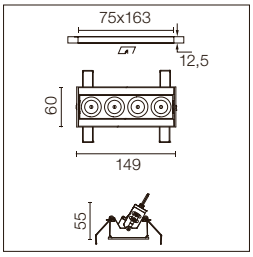

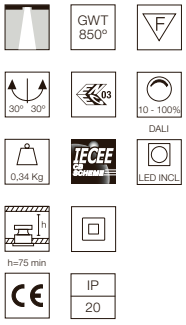

Apparecchio per illuminazione da incasso con 4 spot LED. Alimentazione remota inclusa (220-240V).
Cornice di pre-installazione da ordinare separatamente.

E= Finitura Esterna
I= Finitura Interna

Recessed integrated luminaire with 4 LED lighting spots. Remote power supply included (220-240V).
It requires a pre-installation frame, to be ordered separately.

E= External Finish
I= Internal Finish.

Optic Flood 2700K

E I

Non Dimmable
03.9425.40A
03.9425.14A
Dali Version
03.9425.40BDA
03.9425.14BDA
Mains Dimming
03.9425.40ANI
03.9425.14ANI
Casambi
03.9425.40ACB
03.9425.14ACB
Non Dimmable
03.9426.40A
03.9426.14A
Dali Version
03.9426.40BDA
03.9426.14BDA
Mains Dimming
03.9426.40ANI
03.9426.14ANI
Casambi
03.9426.40ACB
03.9426.14ACB
Non Dimmable
05.1560.40A
05.1560.14A
Dali Version
05.1560.40BDA
05.1560.14BDA
Mains Dimming
05.1560.40ANI
05.1560.14ANI
Casambi
05.1560.40ACB
05.1560.14ACB
Non Dimmable
05.1561.40A
05.1561.14A
Dali Version
05.1561.40BDA
05.1561.14BDA
Mains Dimming
05.1561.40ANI
05.1561.14ANI
Casambi
05.1561.40ACB
05.1561.14ACB
Non Dimmable
05.1562.40A
05.1562.14A
Dali Version
05.1562.40BDA
05.1562.14BDA
Mains Dimming
05.1562.40ANI
05.1562.14ANI
Casambi
05.1562.40ACB
05.1562.14ACB

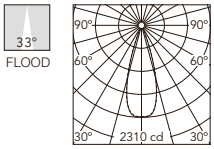

Luminous flux luminaire
741 lm (EXTREME CUT OFF)

@White (40)

Beam Angle:		33°
h(m)	E(lx)	D(m)
1	2310	0.59
2	577	1.18
3	257	1.78
4	144	2.37
5	92	2.96

Optic Flood 3000K

E I

Non Dimmable
03.9435.40A
03.9435.14A
Dali Version
03.9435.40BDA
03.9435.14BDA
Mains Dimming
03.9435.40ANI
03.9435.14ANI
Casambi
03.9435.40ACB
03.9435.14ACB
Non Dimmable
03.9436.40A
03.9436.14A
Dali Version
03.9436.40BDA
03.9436.14BDA
Mains Dimming
03.9436.40ANI
03.9436.14ANI
Casambi
03.9436.40ACB
03.9436.14ACB
Non Dimmable
05.1565.40A
05.1565.14A
Dali Version
05.1565.40BDA
05.1565.14BDA
Mains Dimming
05.1565.40ANI
05.1565.14ANI
Casambi
05.1565.40ACB
05.1565.14ACB
Non Dimmable
05.1566.40A
05.1566.14A
Dali Version
05.1566.40BDA
05.1566.14BDA
Mains Dimming
05.1566.40ANI
05.1566.14ANI
Casambi
05.1566.40ACB
05.1566.14ACB
Non Dimmable
05.1567.40A
05.1567.14A
Dali Version
05.1567.40BDA
05.1567.14BDA
Mains Dimming
05.1567.40ANI
05.1567.14ANI
Casambi
05.1567.40ACB
05.1567.14ACB

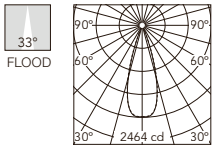

Luminous flux luminaire
790 lm (EXTREME CUT OFF)

@White (40)

Beam Angle:		33°
h(m)	E(lx)	D(m)
1	2464	0.59
2	616	1.18
3	274	1.78
4	154	2.37
5	99	2.96

Optic Wide Flood 2700K

E I

Non Dimmable
03.7358.40A
03.7358.14A

Dali Version
03.7358.40BDA
03.7358.14BDA

Mains Dimming
03.7358.40ANI
03.7358.14ANI

Casambi
03.7358.40ACB
03.7358.14ACB

Non Dimmable
03.7359.40A
03.7359.14A

Dali Version
03.7359.40BDA
03.7359.14BDA

Mains Dimming
03.7359.40ANI
03.7359.14ANI

Casambi
03.7359.40ACB
03.7359.14ACB

Non Dimmable
05.1570.40A
05.1570.14A

Dali Version
05.1570.40BDA
05.1570.14BDA

Mains Dimming
05.1570.40ANI
05.1570.14ANI

Casambi
05.1570.40ACB
05.1570.14ACB

Non Dimmable
05.1571.40A
05.1571.14A

Dali Version
05.1571.40BDA
05.1571.14BDA

Mains Dimming
05.1571.40ANI
05.1571.14ANI

Casambi
05.1571.40ACB
05.1571.14ACB

Non Dimmable
05.1572.40A
05.1572.14A

Dali Version
05.1572.40BDA
05.1572.14BDA

Mains Dimming
05.1572.40ANI
05.1572.14ANI

Casambi
05.1572.40ACB
05.1572.14ACB

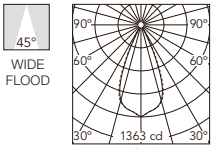

Luminous flux luminaire
731 lm [EXTREME CUT OFF]

@White (40)

Beam Angle: 45°

h(m)	E(lx)	D(m)
1	1363	0.83
2	341	1.67
3	151	2.50
4	85	3.34
5	55	4.17

Optic Wide Flood 3000K

E I

Non Dimmable
03.7362.40A
03.7362.14A

Dali Version
03.7362.40BDA
03.7362.14BDA

Mains Dimming
03.7362.40ANI
03.7362.14ANI

Casambi
03.7362.40ACB
03.7362.14ACB

Non Dimmable
03.7363.40A
03.7363.14A

Dali Version
03.7363.40BDA
03.7363.14BDA

Mains Dimming
03.7363.40ANI
03.7363.14ANI

Casambi
03.7363.40ACB
03.7363.14ACB

Non Dimmable
05.1575.40A
05.1575.14A

Dali Version
05.1575.40BDA
05.1575.14BDA

Mains Dimming
05.1575.40ANI
05.1575.14ANI

Casambi
05.1575.40ACB
05.1575.14ACB

Non Dimmable
05.1576.40A
05.1576.14A

Dali Version
05.1576.40BDA
05.1576.14BDA

Mains Dimming
05.1576.40ANI
05.1576.14ANI

Casambi
05.1576.40ACB
05.1576.14ACB

Non Dimmable
05.1577.40A
05.1577.14A

Dali Version
05.1577.40BDA
05.1577.14BDA

Mains Dimming
05.1577.40ANI
05.1577.14ANI

Casambi
05.1577.40ACB
05.1577.14ACB

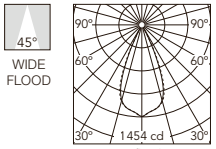

Luminous flux luminaire
780 lm [EXTREME CUT OFF]

@White (40)

Beam Angle: 45°

h(m)	E(lx)	D(m)
1	1454	0.83
2	363	1.67
3	162	2.50
4	91	3.34
5	58	4.17

Light Shadow Adjustable No Trim 8 Spots

Light Source: Power LED DC 900 mA 21,6W - 2160 lm - 2700K/CRI 90 / 21,6W - 2280 lm - 3000K/CRI 90
Mains dimming: Power LED DC 750 mA 18,6W - 1800 lm - 2700K/CRI 90 / 18,6W - 1900 lm - 3000K/CRI 90

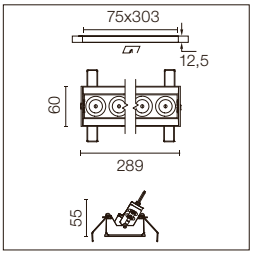

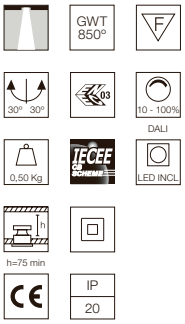

Apparecchio per illuminazione da incasso con 8 spot LED. Alimentazione remota inclusa (220-240V).
Necessaria cornice di pre-installazione, da ordinare separatamente.

E= Finitura Esterna
I= Finitura Interna

Recessed integrated luminaire with 8 LED lighting spots. Remote power supply included (220-240V).
It requires a pre-installation frame, to be ordered separately.

E= External Finish
I= Internal Finish

Optic Spot 2700K

E I

Non Dimmable
03.8932.40A
03.8932.14A
Dali Version
03.8932.40BDA
03.8932.14BDA
Mains Dimming
03.8932.40ANI
03.8932.14ANI
Casambi
03.8932.40ACB
03.8932.14ACB

10° SPOT

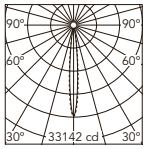

Luminous flux luminaire
1812 lm (EXTREME CUT OFF)

@White (40) 900mA

Beam Angle: 10°

h(m)	E(lx)	D(m)
1	33142	0.17
2	8285	0.35
3	3682	0.52
4	2071	0.70
5	1326	0.87

Non Dimmable
03.8933.40A
03.8933.14A
Dali Version
03.8933.40BDA
03.8933.14BDA
Mains Dimming
03.8933.40ANI
03.8933.14ANI
Casambi
03.8933.40ACB
03.8933.14ACB

10° SPOT

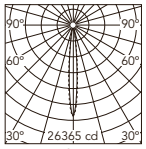

Luminous flux luminaire
1441 lm (EXTREME CUT OFF)

@White (40) 750mA

Beam Angle: 10°

h(m)	E(lx)	D(m)
1	26365	0.17
2	6591	0.35
3	2929	0.52
4	1648	0.70
5	1055	0.87

Non Dimmable
05.1640.40A
05.1640.14A
Dali Version
05.1640.40BDA
05.1640.14BDA
Mains Dimming
05.1640.40ANI
05.1640.14ANI
Casambi
05.1640.40ACB
05.1640.14ACB
Non Dimmable
05.1641.40A
05.1641.14A
Dali Version
05.1641.40BDA
05.1641.14BDA
Mains Dimming
05.1641.40ANI
05.1641.14ANI
Casambi
05.1641.40ACB
05.1641.14ACB
Non Dimmable
05.1642.40A
05.1642.14A
Dali Version
05.1642.40BDA
05.1642.14BDA
Mains Dimming
05.1642.40ANI
05.1642.14ANI
Casambi
05.1642.40ACB
05.1642.14ACB

Optic Spot 3000K

E I

Non Dimmable
03.8936.40A
03.8936.14A
Dali Version
03.8936.40BDA
03.8936.14BDA
Mains Dimming
03.8936.40ANI
03.8936.14ANI
Casambi
03.8936.40ACB
03.8936.14ACB

10° SPOT

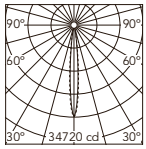

Luminous flux luminaire
1898 lm (EXTREME CUT OFF)

@White (40) 900mA

Beam Angle: 10°

h(m)	E(lx)	D(m)
1	34720	0.17
2	8680	0.35
3	3858	0.52
4	2170	0.70
5	1389	0.87

Non Dimmable
03.8937.40A
03.8937.14A
Dali Version
03.8937.40BDA
03.8937.14BDA
Mains Dimming
03.8937.40ANI
03.8937.14ANI
Casambi
03.8937.40ACB
03.8937.14ACB

10° SPOT

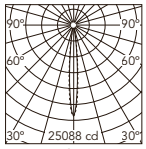

Luminous flux luminaire
1371 lm (EXTREME CUT OFF)

@White (40) 750mA

Beam Angle: 10°

h(m)	E(lx)	D(m)
1	25088	0.17
2	6272	0.35
3	2788	0.52
4	1568	0.70
5	1004	0.87

Non Dimmable
05.1645.40A
05.1645.14A
Dali Version
05.1645.40BDA
05.1645.14BDA
Mains Dimming
05.1645.40ANI
05.1645.14ANI
Casambi
05.1645.40ACB
05.1645.14ACB
Non Dimmable
05.1646.40A
05.1646.14A
Dali Version
05.1646.40BDA
05.1646.14BDA
Mains Dimming
05.1646.40ANI
05.1646.14ANI
Casambi
05.1646.40ACB
05.1646.14ACB
Non Dimmable
05.1647.40A
05.1647.14A
Dali Version
05.1647.40BDA
05.1647.14BDA
Mains Dimming
05.1647.40ANI
05.1647.14ANI
Casambi
05.1647.40ACB
05.1647.14ACB

Optic Medium 2700K

E I

Non Dimmable
03.9440.40A
03.9440.14A

Dali Version
03.9440.40BDA
03.9440.14BDA

Mains Dimming
03.9440.40ANI
03.9440.14ANI

Casambi
03.9440.40ACB
03.9440.14ACB

22°
MEDIUM

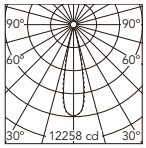

Luminous flux luminaire
1793 lm (EXTREME CUT OFF)

@White (40) 900mA

Beam Angle: 22°

h(m)	E(lx)	D(m)
1	12258	0.39
2	3065	0.78
3	1362	1.17
4	766	1.56
5	490	1.95

Non Dimmable
03.9441.40A
03.9441.14A

Dali Version
03.9441.40BDA
03.9441.14BDA

Mains Dimming
03.9441.40ANI
03.9441.14ANI

Casambi
03.9441.40ACB
03.9441.14ACB

22°
MEDIUM

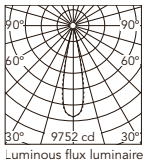

Luminous flux luminaire
1426 lm (EXTREME CUT OFF)

@White (40) 750mA

Beam Angle: 22°

h(m)	E(lx)	D(m)
1	9752	0.39
2	2438	0.78
3	1084	1.17
4	609	1.56
5	390	1.95

Non Dimmable
05.1650.40A
05.1650.14A

Dali Version
05.1650.40BDA
05.1650.14BDA

Mains Dimming
05.1650.40ANI
05.1650.14ANI

Casambi
05.1650.40ACB
05.1650.14ACB

Non Dimmable
05.1651.40A
05.1651.14A

Dali Version
05.1651.40BDA
05.1651.14BDA

Mains Dimming
05.1651.40ANI
05.1651.14ANI

Casambi
05.1651.40ACB
05.1651.14ACB

Non Dimmable
05.1652.40A
05.1652.14A

Dali Version
05.1652.40BDA
05.1652.14BDA

Mains Dimming
05.1652.40ANI
05.1652.14ANI

Casambi
05.1652.40ACB
05.1652.14ACB

Optic Medium 3000K

E I

Non Dimmable
03.9450.40A
03.9450.14A

Dali Version
03.9450.40BDA
03.9450.14BDA

Mains Dimming
03.9450.40ANI
03.9450.14ANI

Casambi
03.9450.40ACB
03.9450.14ACB

22°
MEDIUM

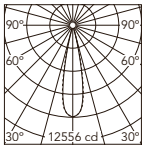

Luminous flux luminaire
1878 lm (EXTREME CUT OFF)

@White (40) 900mA

Beam Angle: 22°

h(m)	E(lx)	D(m)
1	12556	0.39
2	3139	0.78
3	1395	1.17
4	785	1.56
5	502	1.95

Non Dimmable
03.9451.40A
03.9451.14A

Dali Version
03.9451.40BDA
03.9451.14BDA

Mains Dimming
03.9451.40ANI
03.9451.14ANI

Casambi
03.9451.40ACB
03.9451.14ACB

22°
MEDIUM

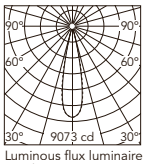

Luminous flux luminaire
1357 lm (EXTREME CUT OFF)

@White (40) 750mA

Beam Angle: 22°

h(m)	E(lx)	D(m)
1	9073	0.39
2	2268	0.78
3	1008	1.17
4	567	1.56
5	363	1.95

Non Dimmable
05.1655.40A
05.1655.14A

Dali Version
05.1655.40BDA
05.1655.14BDA

Mains Dimming
05.1655.40ANI
05.1655.14ANI

Casambi
05.1655.40ACB
05.1655.14ACB

Non Dimmable
05.1656.40A
05.1656.14A

Dali Version
05.1656.40BDA
05.1656.14BDA

Mains Dimming
05.1656.40ANI
05.1656.14ANI

Casambi
05.1656.40ACB
05.1656.14ACB

Non Dimmable
05.1657.40A
05.1657.14A

Dali Version
05.1657.40BDA
05.1657.14BDA

Mains Dimming
05.1657.40ANI
05.1657.14ANI

Casambi
05.1657.40ACB
05.1657.14ACB

Light Shadow Adjustable No Trim 8 Spots

Light Source: Power LED DC 900 mA 21,6W - 2160 lm - 2700K/CRI 90 / 21,6W - 2280 lm - 3000K/CRI 90
Mains dimming: Power LED DC 750 mA 18,6W - 1800 lm - 2700K/CRI 90 / 18,6W - 1900 lm - 3000K/CRI 90

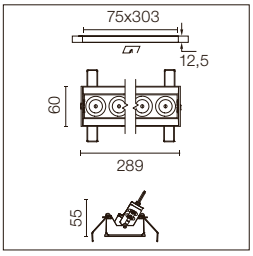

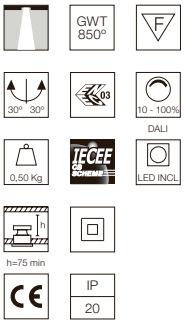

Apparecchio per illuminazione da incasso con 8 spot LED. Alimentazione remota inclusa (220-240V).
Necessaria cornice di pre-installazione, da ordinare separatamente.

E= Finitura Esterna
I= Finitura Interna

Recessed integrated luminaire with 8 LED lighting spots. Remote power supply included (220-240V).
It requires a pre-installation frame, to be ordered separately.

E= External Finish
I= Internal Finish

Optic Flood 2700K

E I

Non Dimmable
03.9445.40A
03.9445.14A
Dali Version
03.9445.40BDA
03.9445.14BDA
Mains Dimming
03.9445.40ANI
03.9445.14ANI
Casambi
03.9445.40ACB
03.9445.14ACB

Non Dimmable
03.9446.40A
03.9446.14A
Dali Version
03.9446.40BDA
03.9446.14BDA
Mains Dimming
03.9446.40ANI
03.9446.14ANI
Casambi
03.9446.40ACB
03.9446.14ACB

Non Dimmable
05.1660.40A
05.1660.14A
Dali Version
05.1660.40BDA
05.1660.14BDA
Mains Dimming
05.1660.40ANI
05.1660.14ANI
Casambi
05.1660.40ACB
05.1660.14ACB

Non Dimmable
05.1661.40A
05.1661.14A
Dali Version
05.1661.40BDA
05.1661.14BDA
Mains Dimming
05.1661.40ANI
05.1661.14ANI
Casambi
05.1661.40ACB
05.1661.14ACB

Non Dimmable
05.1662.40A
05.1662.14A
Dali Version
05.1662.40BDA
05.1662.14BDA
Mains Dimming
05.1662.40ANI
05.1662.14ANI
Casambi
05.1662.40ACB
05.1662.14ACB

33° FLOOD

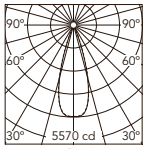

Luminous flux luminaire
1787 lm (EXTREME CUT OFF)

@White (40) 900mA

Beam Angle: 33°

h(m)	E(lx)	D(m)
1	5570	0.59
2	1392	1.18
3	619	1.78
4	348	2.37
5	223	2.96

33° FLOOD

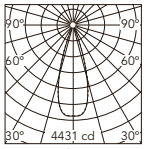

Luminous flux luminaire
1421 lm (EXTREME CUT OFF)

@White (40) 750mA

Beam Angle: 33°

h(m)	E(lx)	D(m)
1	4431	0.59
2	1108	1.18
3	492	1.78
4	277	2.37
5	177	2.96

Optic Flood 3000K

E I

Non Dimmable
03.9455.40A
03.9455.14A
Dali Version
03.9455.40BDA
03.9455.14BDA
Mains Dimming
03.9455.40ANI
03.9455.14ANI
Casambi
03.9455.40ACB
03.9455.14ACB

Non Dimmable
03.9456.40A
03.9456.14A
Dali Version
03.9456.40BDA
03.9456.14BDA
Mains Dimming
03.9456.40ANI
03.9456.14ANI
Casambi
03.9456.40ACB
03.9456.14ACB

Non Dimmable
05.1665.40A
05.1665.14A
Dali Version
05.1665.40BDA
05.1665.14BDA
Mains Dimming
05.1665.40ANI
05.1665.14ANI
Casambi
05.1665.40ACB
05.1665.14ACB

Non Dimmable
05.1666.40A
05.1666.14A
Dali Version
05.1666.40BDA
05.1666.14BDA
Mains Dimming
05.1666.40ANI
05.1666.14ANI
Casambi
05.1666.40ACB
05.1666.14ACB

Non Dimmable
05.1667.40A
05.1667.14A
Dali Version
05.1667.40BDA
05.1667.14BDA
Mains Dimming
05.1667.40ANI
05.1667.14ANI
Casambi
05.1667.40ACB
05.1667.14ACB

33° FLOOD

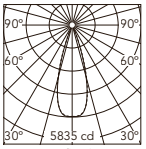

Luminous flux luminaire
1872 lm (EXTREME CUT OFF)

@White (40) 900mA

Beam Angle: 33°

h(m)	E(lx)	D(m)
1	5835	0.59
2	1459	1.18
3	648	1.78
4	365	2.37
5	233	2.96

33° FLOOD

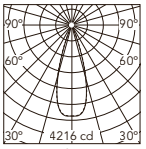

Luminous flux luminaire
1353 lm (EXTREME CUT OFF)

@White (40) 750mA

Beam Angle: 33°

h(m)	E(lx)	D(m)
1	4216	0.59
2	1054	1.18
3	468	1.78
4	264	2.37
5	169	2.96

Optic Wide Flood 2700K

E I Non Dimmable
03.7366.40A
03.7366.14A
Dali Version
03.7366.40BDA
03.7366.14BDA
Mains Dimming
03.7366.40ANI
03.7366.14ANI
Casambi
03.7366.40ACB
03.7366.14ACB

45°
WIDE FLOOD

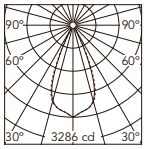

Luminous flux luminaire
1763 lm (EXTREME CUT OFF)

@White (40) 900mA

Beam Angle: 45°

h(m)	E(lx)	D(m)
1	3286	0.83
2	822	1.67
3	365	2.50
4	205	3.34
5	131	4.17

Non Dimmable
03.7367.40A
03.7367.14A
Dali Version
03.7367.40BDA
03.7367.14BDA
Mains Dimming
03.7367.40ANI
03.7367.14ANI
Casambi
03.7367.40ACB
03.7367.14ACB

45°
WIDE FLOOD

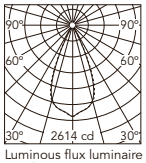

Luminous flux luminaire
1403 lm (EXTREME CUT OFF)

@White (40) 750mA

Beam Angle: 45°

h(m)	E(lx)	D(m)
1	2614	0.83
2	654	1.67
3	290	2.50
4	163	3.34
5	105	4.17

Non Dimmable
05.1670.40A
05.1670.14A
Dali Version
05.1670.40BDA
05.1670.14BDA
Mains Dimming
05.1670.40ANI
05.1670.14ANI
Casambi
05.1670.40ACB
05.1670.14ACB
Non Dimmable
05.1671.40A
05.1671.14A
Dali Version
05.1671.40BDA
05.1671.14BDA
Mains Dimming
05.1671.40ANI
05.1671.14ANI
Casambi
05.1671.40ACB
05.1671.14ACB
Non Dimmable
05.1672.40A
05.1672.14A
Dali Version
05.1672.40BDA
05.1672.14BDA
Mains Dimming
05.1672.40ANI
05.1672.14ANI
Casambi
05.1672.40ACB
05.1672.14ACB

Optic Wide Flood 3000K

E I Non Dimmable
03.7370.40A
03.7370.14A
Dali Version
03.7370.40BDA
03.7370.14BDA
Mains Dimming
03.7370.40ANI
03.7370.14ANI
Casambi
03.7370.40ACB
03.7370.14ACB

45°
WIDE FLOOD

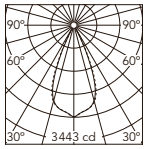

Luminous flux luminaire
1847 lm (EXTREME CUT OFF)

@White (40) 900mA

Beam Angle: 45°

h(m)	E(lx)	D(m)
1	3443	0.83
2	861	1.67
3	383	2.50
4	215	3.34
5	138	4.17

Non Dimmable
03.7371.40A
03.7371.14A
Dali Version
03.7371.40BDA
03.7371.14BDA
Mains Dimming
03.7371.40ANI
03.7371.14ANI
Casambi
03.7371.40ACB
03.7371.14ACB

45°
WIDE FLOOD

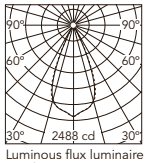

Luminous flux luminaire
1335 lm (EXTREME CUT OFF)

@White (40) 750mA

Beam Angle: 45°

h(m)	E(lx)	D(m)
1	2488	0.83
2	622	1.67
3	276	2.50
4	155	3.34
5	100	4.17

Non Dimmable
05.1675.40A
05.1675.14A
Dali Version
05.1675.40BDA
05.1675.14BDA
Mains Dimming
05.1675.40ANI
05.1675.14ANI
Casambi
05.1675.40ACB
05.1675.14ACB
Non Dimmable
05.1676.40A
05.1676.14A
Dali Version
05.1676.40BDA
05.1676.14BDA
Mains Dimming
05.1676.40ANI
05.1676.14ANI
Casambi
05.1676.40ACB
05.1676.14ACB
Non Dimmable
05.1677.40A
05.1677.14A
Dali Version
05.1677.40BDA
05.1677.14BDA
Mains Dimming
05.1677.40ANI
05.1677.14ANI
Casambi
05.1677.40ACB
05.1677.14ACB

Light Shadow Adjustable No Trim 12 Spots

Light Source: Power LED DC 900 mA 32,4W - 3240 lm - 2700K/CRI 90 / 32,4W - 3420 lm - 3000K/CRI 90
Mains dimming: Power LED DC 750 mA 28W - 2710 lm - 2700K/CRI 90 / 28W - 2860 lm - 3000K/CRI 90

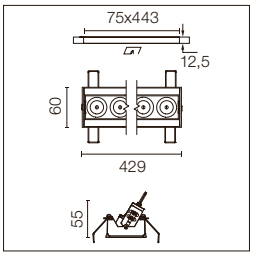

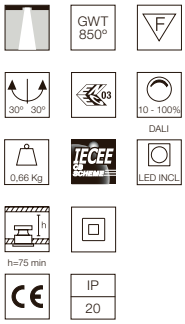

Apparecchio per illuminazione da incasso con 12 spot LED. Alimentazione remota inclusa (220-240V).
Necessaria cornice di pre-installazione, da ordinare separatamente.

E= Finitura Esterna
I= Finitura Interna

Recessed integrated luminaire with 12 LED lighting spots. Remote power supply included (220-240V).
It requires a pre-installation frame, to be ordered separately.

E= External Finish
I= Internal Finish

Optic Spot 2700K

E I Non Dimmable
03.8940.40A
03.8940.14A
Dali & Push Version
03.8940.40BDA
03.8940.14BDA
Mains Dimming
03.8940.40ANI
03.8940.14ANI
Casambi
03.8940.40ACB
03.8940.14ACB
Non Dimmable
03.8941.40A
03.8941.14A
Dali & Push Version
03.8941.40BDA
03.8941.14BDA
Mains Dimming
03.8941.40ANI
03.8941.14ANI
Casambi
03.8941.40ACB
03.8941.14ACB
Non Dimmable
05.1740.40A
05.1740.14A
Dali & Push Version
05.1740.40BDA
05.1740.14BDA
Mains Dimming
05.1740.40ANI
05.1740.14ANI
Casambi
05.1740.40ACB
05.1740.14ACB
Non Dimmable
05.1741.40A
05.1741.14A
Dali & Push Version
05.1741.40BDA
05.1741.14BDA
Mains Dimming
05.1741.40ANI
05.1741.14ANI
Casambi
05.1741.40ACB
05.1741.14ACB
Non Dimmable
05.1742.40A
05.1742.14A
Dali & Push Version
05.1742.40BDA
05.1742.14BDA
Mains Dimming
05.1742.40ANI
05.1742.14ANI
Casambi
05.1742.40ACB
05.1742.14ACB

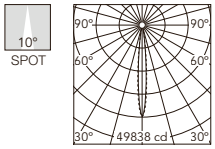

Luminous flux luminaire
2724 lm (EXTREME CUT OFF)

@White (40) 900mA

Beam Angle: 10°

h(m)	E(lx)	D(m)
1	49838	0.17
2	12459	0.35
3	5538	0.52
4	3115	0.70
5	1994	0.87

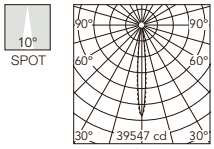

Luminous flux luminaire
2162 lm (EXTREME CUT OFF)

@White (40) 750mA

Beam Angle: 10°

h(m)	E(lx)	D(m)
1	39547	0.17
2	9887	0.35
3	4394	0.52
4	2472	0.70
5	1582	0.87

Optic Spot 3000K

E I Non Dimmable
03.8944.40A
03.8944.14A
Dali & Push Version
03.8944.40BDA
03.8944.14BDA
Mains Dimming
03.8944.40ANI
03.8944.14ANI
Casambi
03.8944.40ACB
03.8944.14ACB
Non Dimmable
03.8945.40A
03.8945.14A
Dali & Push Version
03.8945.40BDA
03.8945.14BDA
Mains Dimming
03.8945.40ANI
03.8945.14ANI
Casambi
03.8945.40ACB
03.8945.14ACB
Non Dimmable
05.1745.40A
05.1745.14A
Dali & Push Version
05.1745.40BDA
05.1745.14BDA
Mains Dimming
05.1745.40ANI
05.1745.14ANI
Casambi
05.1745.40ACB
05.1745.14ACB
Non Dimmable
05.1746.40A
05.1746.14A
Dali & Push Version
05.1746.40BDA
05.1746.14BDA
Mains Dimming
05.1746.40ANI
05.1746.14ANI
Casambi
05.1746.40ACB
05.1746.14ACB
Non Dimmable
05.1747.40A
05.1747.14A
Dali & Push Version
05.1747.40BDA
05.1747.14BDA
Mains Dimming
05.1747.40ANI
05.1747.14ANI
Casambi
05.1747.40ACB
05.1747.14ACB

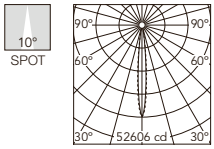

Luminous flux luminaire
2876 lm (EXTREME CUT OFF)

@White (40) 900mA

Beam Angle: 10°

h(m)	E(lx)	D(m)
1	52606	0.17
2	13152	0.35
3	5845	0.52
4	3288	0.70
5	2104	0.87

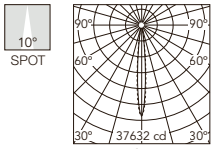

Luminous flux luminaire
2057 lm (EXTREME CUT OFF)

@White (40) 750mA

Beam Angle: 10°

h(m)	E(lx)	D(m)
1	37632	0.17
2	9408	0.35
3	4181	0.52
4	2352	0.70
5	1505	0.87

Optic Medium 2700K

E I Non Dimmable

03.9460.40A
03.9460.14A

Dali & Push Version

03.9460.40BDA
03.9460.14BDA

Mains Dimming

03.9460.40ANI
03.9460.14ANI

Casambi

03.9460.40ACB
03.9460.14ACB

22°
MEDIUM

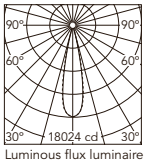

Luminous flux luminaire
2696 lm (EXTREME CUT OFF)

@White (40) 900mA

Beam Angle: 22°

h(m)	E(lx)	D(m)
1	18024	0.39
2	4506	0.78
3	2003	1.17
4	1126	1.56
5	721	1.95

Non Dimmable

03.9461.40A
03.9461.14A

Dali & Push Version

03.9461.40BDA
03.9461.14BDA

Mains Dimming

03.9461.40ANI
03.9461.14ANI

Casambi

03.9461.40ACB
03.9461.14ACB

22°
MEDIUM

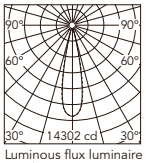

Luminous flux luminaire
2139 lm (EXTREME CUT OFF)

@White (40) 750mA

Beam Angle: 22°

h(m)	E(lx)	D(m)
1	14302	0.39
2	3576	0.78
3	1589	1.17
4	894	1.56
5	572	1.95

Non Dimmable

05.1750.40A
05.1750.14A

Dali & Push Version

05.1750.40BDA
05.1750.14BDA

Mains Dimming

05.1750.40ANI
05.1750.14ANI

Casambi

05.1750.40ACB
05.1750.14ACB

Non Dimmable

05.1751.40A
05.1751.14A

Dali & Push Version

05.1751.40BDA
05.1751.14BDA

Mains Dimming

05.1751.40ANI
05.1751.14ANI

Casambi

05.1751.40ACB
05.1751.14ACB

Non Dimmable

05.1752.40A
05.1752.14A

Dali & Push Version

05.1752.40BDA
05.1752.14BDA

Mains Dimming

05.1752.40ANI
05.1752.14ANI

Casambi

05.1752.40ACB
05.1752.14ACB

Optic Medium 3000K

E I Non Dimmable

03.9470.40A
03.9470.14A

Dali & Push Version

03.9470.40BDA
03.9470.14BDA

Mains Dimming

03.9470.40ANI
03.9470.14ANI

Casambi

03.9470.40ACB
03.9470.14ACB

22°
MEDIUM

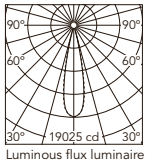

Luminous flux luminaire
2846 lm (EXTREME CUT OFF)

@White (40) 900mA

Beam Angle: 22°

h(m)	E(lx)	D(m)
1	19025	0.39
2	4756	0.78
3	2114	1.17
4	1189	1.56
5	761	1.95

Non Dimmable

03.9471.40A
03.9471.14A

Dali & Push Version

03.9471.40BDA
03.9471.14BDA

Mains Dimming

03.9471.40ANI
03.9471.14ANI

Casambi

03.9471.40ACB
03.9471.14ACB

22°
MEDIUM

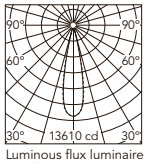

Luminous flux luminaire
2036 lm (EXTREME CUT OFF)

@White (40) 750mA

Beam Angle: 22°

h(m)	E(lx)	D(m)
1	13610	0.39
2	3402	0.78
3	1512	1.17
4	851	1.56
5	544	1.95

Non Dimmable

05.1755.40A
05.1755.14A

Dali & Push Version

05.1755.40BDA
05.1755.14BDA

Mains Dimming

05.1755.40ANI
05.1755.14ANI

Casambi

05.1755.40ACB
05.1755.14ACB

Non Dimmable

05.1756.40A
05.1756.14A

Dali & Push Version

05.1756.40BDA
05.1756.14BDA

Mains Dimming

05.1756.40ANI
05.1756.14ANI

Casambi

05.1756.40ACB
05.1756.14ACB

Non Dimmable

05.1757.40A
05.1757.14A

Dali & Push Version

05.1757.40BDA
05.1757.14BDA

Mains Dimming

05.1757.40ANI
05.1757.14ANI

Casambi

05.1757.40ACB
05.1757.14ACB

Light Shadow Adjustable No Trim 12 Spots

Light Source: Power LED DC 900 mA 32,4W - 3240 lm - 2700K/CRI 90 / 32,4W - 3420 lm - 3000K/CRI 90
Mains dimming: Power LED DC 750 mA 28W - 2710 lm - 2700K/CRI 90 / 28W - 2860 lm - 3000K/CRI 90

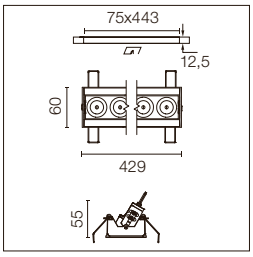

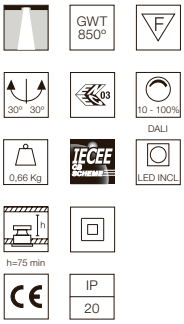

Apparecchio per illuminazione da incasso con 12 spot LED. Alimentazione remota inclusa (220-240V).
Necessaria cornice di pre-installazione, da ordinare separatamente.

E= Finitura Esterna
I= Finitura Interna

Recessed integrated luminaire with 12 LED lighting spots. Remote power supply included (220-240V).
It requires a pre-installation frame, to be ordered separately.

E= External Finish
I= Internal Finish

Optic Flood 2700K

E I

Non Dimmable
03.9465.40A
03.9465.14A
Dali & Push Version
03.9465.40BDA
03.9465.14BDA
Mains Dimming
03.9465.40ANI
03.9465.14ANI
Casambi
03.9465.40ACB
03.9465.14ACB

33° FLOOD

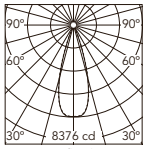

Luminous flux luminaire
2687 lm (EXTREME CUT OFF)
@White (40) 900mA

Beam Angle: 33°

h(m)	E(lx)	D(m)
1	8376	0.59
2	2094	1.18
3	931	1.78
4	523	2.37
5	335	2.96

Non Dimmable
03.9466.40A
03.9466.14A
Dali & Push Version
03.9466.40BDA
03.9466.14BDA
Mains Dimming
03.9466.40ANI
03.9466.14ANI
Casambi
03.9466.40ACB
03.9466.14ACB

33° FLOOD

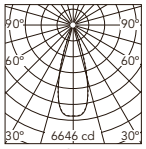

Luminous flux luminaire
2132 lm (EXTREME CUT OFF)
@White (40) 750mA

Beam Angle: 33°

h(m)	E(lx)	D(m)
1	6646	0.59
2	1662	1.18
3	738	1.78
4	415	2.37
5	266	2.96

Non Dimmable
05.1760.40A
05.1760.14A
Dali & Push Version
05.1760.40BDA
05.1760.14BDA
Mains Dimming
05.1760.40ANI
05.1760.14ANI
Casambi
05.1760.40ACB
05.1760.14ACB
Non Dimmable
05.1761.40A
05.1761.14A
Dali & Push Version
05.1761.40BDA
05.1761.14BDA
Mains Dimming
05.1761.40ANI
05.1761.14ANI
Casambi
05.1761.40ACB
05.1761.14ACB
Non Dimmable
05.1762.40A
05.1762.14A
Dali & Push Version
05.1762.40BDA
05.1762.14BDA
Mains Dimming
05.1762.40ANI
05.1762.14ANI
Casambi
05.1762.40ACB
05.1762.14ACB

Optic Flood 3000K

E I

Non Dimmable
03.9475.40A
03.9475.14A
Dali & Push Version
03.9475.40BDA
03.9475.14BDA
Mains Dimming
03.9475.40ANI
03.9475.14ANI
Casambi
03.9475.40ACB
03.9475.14ACB

33° FLOOD

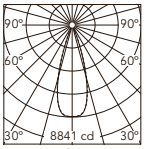

Luminous flux luminaire
2836 lm (EXTREME CUT OFF)
@White (40) 900mA

Beam Angle: 33°

h(m)	E(lx)	D(m)
1	8841	0.59
2	2210	1.18
3	982	1.78
4	553	2.37
5	354	2.96

Non Dimmable
03.9476.40A
03.9476.14A
Dali & Push Version
03.9476.40BDA
03.9476.14BDA
Mains Dimming
03.9476.40ANI
03.9476.14ANI
Casambi
03.9476.40ACB
03.9476.14ACB

33° FLOOD

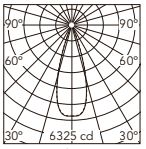

Luminous flux luminaire
2029 lm (EXTREME CUT OFF)
@White (40) 750mA

Beam Angle: 33°

h(m)	E(lx)	D(m)
1	6325	0.59
2	1581	1.18
3	703	1.78
4	395	2.37
5	253	2.96

Non Dimmable
05.1765.40A
05.1765.14A
Dali & Push Version
05.1765.40BDA
05.1765.14BDA
Mains Dimming
05.1765.40ANI
05.1765.14ANI
Casambi
05.1765.40ACB
05.1765.14ACB
Non Dimmable
05.1766.40A
05.1766.14A
Dali & Push Version
05.1766.40BDA
05.1766.14BDA
Mains Dimming
05.1766.40ANI
05.1766.14ANI
Casambi
05.1766.40ACB
05.1766.14ACB
Non Dimmable
05.1767.40A
05.1767.14A
Dali & Push Version
05.1767.40BDA
05.1767.14BDA
Mains Dimming
05.1767.40ANI
05.1767.14ANI
Casambi
05.1767.40ACB
05.1767.14ACB

Optic Wide Flood 2700K

E I Non Dimmable
03.7374.40A
03.7374.14A
Dali & Push Version
03.7374.40BDA
03.7374.14BDA
Mains Dimming
03.7374.40ANI
03.7374.14ANI
Casambi
03.7374.40ACB
03.7374.14ACB
Non Dimmable
03.7375.40A
03.7375.14A
Dali & Push Version
03.7375.40BDA
03.7375.14BDA
Mains Dimming
03.7375.40ANI
03.7375.14ANI
Casambi
03.7375.40ACB
03.7375.14ACB
Non Dimmable
05.1770.40A
05.1770.14A
Dali & Push Version
05.1770.40BDA
05.1770.14BDA
Mains Dimming
05.1770.40ANI
05.1770.14ANI
Casambi
05.1770.40ACB
05.1770.14ACB
Non Dimmable
05.1771.40A
05.1771.14A
Dali & Push Version
05.1771.40BDA
05.1771.14BDA
Mains Dimming
05.1771.40ANI
05.1771.14ANI
Casambi
05.1771.40ACB
05.1771.14ACB
Non Dimmable
05.1772.40A
05.1772.14A
Dali & Push Version
05.1772.40BDA
05.1772.14BDA
Mains Dimming
05.1772.40ANI
05.1772.14ANI
Casambi
05.1772.40ACB
05.1772.14ACB

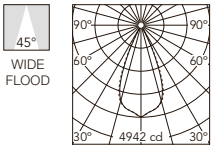

Luminous flux luminaire
2652 lm (EXTREME CUT OFF)

Beam Angle: 45°

h(m)	E(lx)	D(m)
1	4942	0.83
2	1235	1.67
3	549	2.50
4	309	3.34
5	198	4.17

@White (40) 900mA

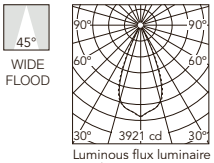

Luminous flux luminaire
2104 lm (EXTREME CUT OFF)

Beam Angle: 45°

h(m)	E(lx)	D(m)
1	3921	0.83
2	980	1.67
3	436	2.50
4	245	3.34
5	157	4.17

@White (40) 750mA

Optic Wide Flood 3000K

E I Non Dimmable
03.7378.40A
03.7378.14A
Dali & Push Version
03.7378.40BDA
03.7378.14BDA
Mains Dimming
03.7378.40ANI
03.7378.14ANI
Casambi
03.7378.40ACB
03.7378.14ACB
Non Dimmable
03.7379.40A
03.7379.14A
Dali & Push Version
03.7379.40BDA
03.7379.14BDA
Mains Dimming
03.7379.40ANI
03.7379.14ANI
Casambi
03.7379.40ACB
03.7379.14ACB
Non Dimmable
05.1775.40A
05.1775.14A
Dali & Push Version
05.1775.40BDA
05.1775.14BDA
Mains Dimming
05.1775.40ANI
05.1775.14ANI
Casambi
05.1775.40ACB
05.1775.14ACB
Non Dimmable
05.1776.40A
05.1776.14A
Dali & Push Version
05.1776.40BDA
05.1776.14BDA
Mains Dimming
05.1776.40ANI
05.1776.14ANI
Casambi
05.1776.40ACB
05.1776.14ACB
Non Dimmable
05.1777.40A
05.1777.14A
Dali & Push Version
05.1777.40BDA
05.1777.14BDA
Mains Dimming
05.1777.40ANI
05.1777.14ANI
Casambi
05.1777.40ACB
05.1777.14ACB

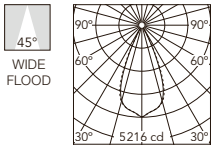

Luminous flux luminaire
2799 lm (EXTREME CUT OFF)

Beam Angle: 45°

h(m)	E(lx)	D(m)
1	5216	0.83
2	1304	1.67
3	580	2.50
4	326	3.34
5	209	4.17

@White (40) 900mA

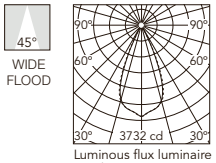

Luminous flux luminaire
2002 lm (EXTREME CUT OFF)

Beam Angle: 45°

h(m)	E(lx)	D(m)
1	3732	0.83
2	933	1.67
3	415	2.50
4	233	3.34
5	149	4.17

@White (40) 750mA

Light Shadow Wall-Washer Trim 4 Spots

Light Source: Power LED 1 DC 900 mA 10,8W - 1080 lm - 2700K/CRI 90 / 10,8W - 1140lm - 3000K/CRI 90

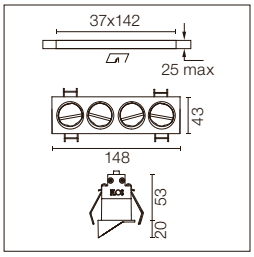

Apparecchio a incasso con 4 faretti LED. Fonte di alimentazione remota inclusa (220-240V).
Cornice di preinstallazione non necessaria.

Recessed integrated luminaire with 4 LED lighting spots. Remote power supply included (220-240V).
Pre-installation frame not required.

2700K

- ☐ 03.9901.40A
- ■ 03.9901.14A

Dali Version

- ☐ 03.9901.40BDA
- ■ 03.9901.14BDA

Mains Dimming

- ☐ 03.9901.40ANI
- ■ 03.9901.14ANI

Casambi

- ☐ 03.9901.40ACB
- ■ 03.9901.14ACB

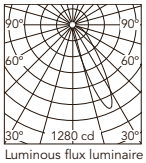

Luminous flux luminaire
690 lm (EXTREME CUT OFF)

Beam Angle: 22°

h(m)	E(lx)	D(m)
1	978	0.50
2	244	0.99
3	109	1.49
4	61	1.99
5	39	2.48

@Black (14)

3000K

- ☐ 03.9900.40A
- ■ 03.9900.14A

Dali Version

- ☐ 03.9900.40BDA
- ■ 03.9900.14BDA

Mains Dimming

- ☐ 03.9900.40ANI
- ■ 03.9900.14ANI

Casambi

- ☐ 03.9900.40ACB
- ■ 03.9900.14ACB

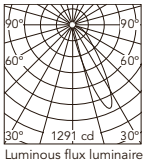

Luminous flux luminaire
696 lm (EXTREME CUT OFF)

Beam Angle: 22°

h(m)	E(lx)	D(m)
1	986	0.50
2	247	0.99
3	110	1.49
4	62	1.99
5	39	2.48

@Black (14)

Light Shadow Wall-Washer No Trim 4 Spots

Light Source: Power LED DC 900 mA 10,8W - 1080 lm - 2700K/CRI 90 / 10,8W - 1140lm - 3000K/CRI 90

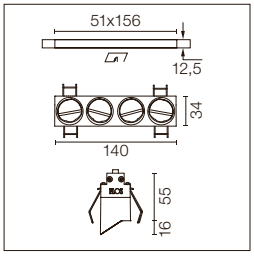

Apparecchio a incasso con 4 faretti LED. Fonte di alimentazione remota inclusa (220-240V).
Cornice di preinstallazione necessaria, da ordinare separatamente (08.0511.00).

Recessed integrated luminaire with 4 LED lighting spots. Remote power supply included (220-240V).
It requires a pre-installation frame, to be ordered separately (08.0511.00).

2700K

- ☐ 03.9903.40A
- ■ 03.9903.14A

Dali Version

- ☐ 03.9903.40BDA
- ■ 03.9903.14BDA

Mains Dimming

- ☐ 03.9903.40ANI
- ■ 03.9903.14ANI

Casambi

- ☐ 03.9903.40ACB
- ■ 03.9903.14ACB

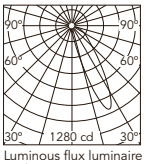

Luminous flux luminaire
690 lm (EXTREME CUT OFF)

Beam Angle: 22°

h(m)	E(lx)	D(m)
1	978	0.50
2	244	0.99
3	109	1.49
4	61	1.99
5	39	2.48

@Black (14)

3000K

- ☐ 03.9902.40A
- ■ 03.9902.14A

Dali Version

- ☐ 03.9902.40BDA
- ■ 03.9902.14BDA

Mains Dimming

- ☐ 03.9902.40ANI
- ■ 03.9902.14ANI

Casambi

- ☐ 03.9902.40ACB
- ■ 03.9902.14ACB

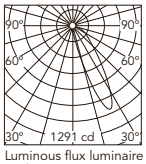

Luminous flux luminaire
696 lm (EXTREME CUT OFF)

Beam Angle: 22°

h(m)	E(lx)	D(m)
1	986	0.50
2	247	0.99
3	110	1.49
4	62	1.99
5	39	2.48

@Black (14)

Accessori / Accessories

Light Shadow Fixed & Wall-Washer No Trim

Cornice di pre-installazione.	Pre-installation frame.		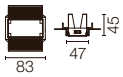	2L 08.0510.00
Cornice di pre-installazione.	Pre-installation frame.		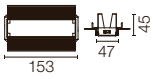	4L 08.0511.00
Cornice di pre-installazione.	Pre-installation frame.			8L 08.0512.00
Cornice di pre-installazione.	Pre-installation frame.			12L 08.0513.00
Accessorio per il montaggio No Trim, linea continua. Ciascun accessorio consente la connessione tra due cornici No Trim per la preinstallazione.	Accessory for mounting of No Trim continuous line. Each accessory allows connection between two No Trim pre-installation frames.	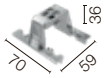	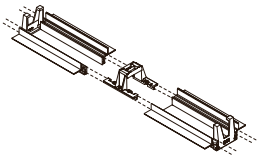	08.0052.90

Light Shadow Adjustable No Trim

Cornice di pre-installazione.	Pre-installation frame.		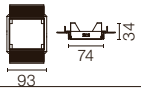	2L 08.0515.00
Cornice di pre-installazione.	Pre-installation frame.		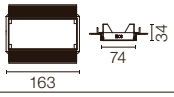	4L 08.0516.00
Cornice di pre-installazione.	Pre-installation frame.			8L 08.0517.00
Cornice di pre-installazione.	Pre-installation frame.			12L 08.0518.00
Accessorio per il montaggio No Trim, linea continua. Tutti gli accessori permettono di collegare due cornici lineali di installazione previa No Trim.	Accessory for mounting of No Trim continuous line. Each accessory allows connection between two No Trim pre-installation linear frames.		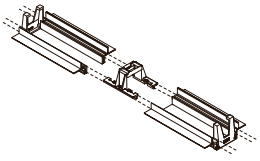	08.0059.90

Light Shadow Fixed No Trim Square

Cornice di pre-installazione. Tutti gli accessori permettono di collegare due cornici quadrate di installazione previa No Trim.	Pre-installation frame. Each accessory allows connection between two No Trim pre-installation square frames.		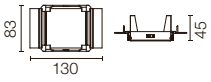	4L 08.0269.00
Accessorio per il montaggio No Trim, linea continua. Ciascun accessorio consente la connessione tra due cornici No Trim per la preinstallazione.	Accessory for mounting of No Trim continuous line. Each accessory allows connection between two No Trim pre-installation frames.		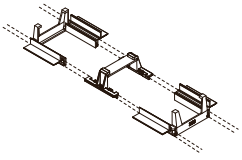	4L 08.0270.00

Light Shadow Surface 4 Spots

Light Source: Power LED DC 900 mA 10,8W - 1080 lm - 2700K/CRI 90 / 10,8W - 1140lm - 3000K/CRI 90

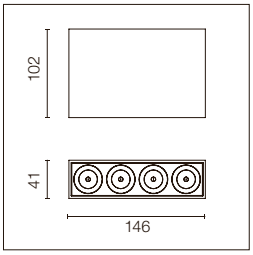

Apparecchio per illuminazione di superficie con 4 spot LED. Fonte di alimentazione 220-240V incorporata.

E= Finitura Esterna
I= Finitura Interna
B= Finitura Box

Surface luminaire with 4 LED lighting spots. Power source 220-240V incorporated.

E= External Finish
I= Internal Finish
B= Box Finish

Optic Spot 2700K

B E I

Non Dimmable
03.8956.40A
03.8956.14A
03.8957.40A
03.8957.14A
05.2102.40A
05.2103.40A

Dali Version
03.8956.40ADA
03.8956.14ADA
03.8957.40ADA
03.8957.14ADA
05.2102.40ADA
05.2103.40ADA

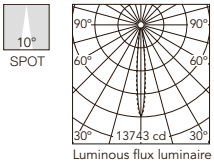

Luminous flux luminaire
751 lm (EXTREME CUT OFF)

Beam Angle:		10°
h(m)	E(lx)	D(m)
1	13743	0.17
2	3436	0.35
3	1527	0.52
4	859	0.70
5	550	0.87

@White (40)

Optic Spot 3000K

B E I

Non Dimmable
03.8960.40A
03.8960.14A
03.8961.40A
03.8961.14A
05.2107.40A
05.2108.40A

Dali Version
03.8960.40ADA
03.8960.14ADA
03.8961.40ADA
03.8961.14ADA
05.2107.40ADA
05.2108.40ADA

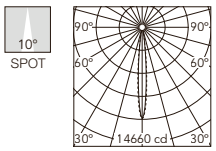

Luminous flux luminaire
801 lm (EXTREME CUT OFF)

Beam Angle:		10°
h(m)	E(lx)	D(m)
1	14660	0.17
2	3665	0.35
3	1629	0.52
4	916	0.70
5	586	0.87

@White (40)

Non Dimmable
03.8965.14A
03.8965.40A
03.8964.14A
03.8964.40A
05.2142.14A
05.2143.14A

Dali Version
03.8965.14ADA
03.8965.40ADA
03.8964.14ADA
03.8964.40ADA
05.2142.14ADA
05.2143.14ADA

Non Dimmable
03.8969.14A
03.8969.40A
03.8968.14A
03.8968.40A
05.2147.14A
05.2148.14A

Dali Version
03.8969.14ADA
03.8969.40ADA
03.8968.14ADA
03.8968.40ADA
05.2147.14ADA
05.2148.14ADA

Non Dimmable
05.2300.14A
05.2301.14A

Dali Version
05.2300.14ADA
05.2301.14ADA

Non Dimmable
05.2305.14A
05.2306.14A

Dali Version
05.2305.14ADA
05.2306.14ADA

Non Dimmable
05.2340.14A
05.2341.14A

Dali Version
05.2340.14ADA
05.2341.14ADA

Non Dimmable
05.2345.14A
05.2346.14A

Dali Version
05.2345.14ADA
05.2346.14ADA

Non Dimmable
05.2200.14A
05.2201.14A

Dali Version
05.2200.14ADA
05.2201.14ADA

Non Dimmable
05.2205.14A
05.2206.14A

Dali Version
05.2205.14ADA
05.2206.14ADA

Non Dimmable
05.2240.14A
05.2241.14A

Dali Version
05.2240.14ADA
05.2241.14ADA

Non Dimmable
05.2245.14A
05.2246.14A

Dali Version
05.2245.14ADA
05.2246.14ADA

Optic Medium 2700K

B E I

Non Dimmable

03.9720.40A
03.9720.14A
03.9721.40A
03.9721.14A
05.2112.40A
05.2113.40A

Dali Version

03.9720.40ADA
03.9720.14ADA
03.9721.40ADA
03.9721.14ADA
05.2112.40ADA
05.2113.40ADA

22°
MEDIUM

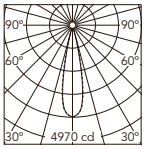

Luminous flux luminaire
744 lm (EXTREME CUT OFF)

@White (40)

Beam Angle: 22°

h(m)	E(lx)	D(m)
1	4970	0.39
2	1243	0.78
3	552	1.17
4	311	1.56
5	199	1.95

Non Dimmable

03.9821.14A
03.9821.40A
03.9820.14A
03.9820.40A
05.2152.14A
05.2153.14A

Dali Version

03.9821.14ADA
03.9821.40ADA
03.9820.14ADA
03.9820.40ADA
05.2152.14ADA
05.2153.14ADA

Non Dimmable

05.2310.14A
05.2311.14A

Dali Version

05.2310.14ADA
05.2311.14ADA

Non Dimmable

05.2350.14A
05.2351.14A

Dali Version

05.2350.14ADA
05.2351.14ADA

Non Dimmable

05.2210.14A
05.2211.14A

Dali Version

05.2210.14ADA
05.2211.14ADA

Non Dimmable

05.2250.14A
05.2251.14A

Dali Version

05.2250.14ADA
05.2251.14ADA

Optic Medium 3000K

B E I

Non Dimmable

03.9730.40A
03.9730.14A
03.9731.40A
03.9731.14A
05.2117.40A
05.2118.40A

Dali Version

03.9730.40ADA
03.9730.14ADA
03.9731.40ADA
03.9731.14ADA
05.2117.40ADA
05.2118.40ADA

22°
MEDIUM

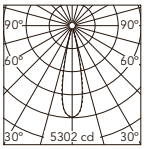

Luminous flux luminaire
793 lm (EXTREME CUT OFF)

@White (40)

Beam Angle: 22°

h(m)	E(lx)	D(m)
1	5302	0.39
2	1325	0.78
3	589	1.17
4	331	1.56
5	212	1.95

Non Dimmable

03.9831.14A
03.9831.40A
03.9830.14A
03.9830.40A
05.2157.14A
05.2158.14A

Dali Version

03.9831.14ADA
03.9831.40ADA
03.9830.14ADA
03.9830.40ADA
05.2157.14ADA
05.2158.14ADA

Non Dimmable

05.2315.14A
05.2316.14A

Dali Version

05.2315.14ADA
05.2316.14ADA

Non Dimmable

05.2355.14A
05.2356.14A

Dali Version

05.2355.14ADA
05.2356.14ADA

Non Dimmable

05.2215.14A
05.2216.14A

Dali Version

05.2215.14ADA
05.2216.14ADA

Non Dimmable

05.2255.14A
05.2256.14A

Dali Version

05.2255.14ADA
05.2256.14ADA

Light Shadow Surface 4 Spots

Light Source: Power LED DC 900 mA 10,8W - 1080 lm - 2700K/CRI 90 / 10,8W - 1140lm - 3000K/CRI 90

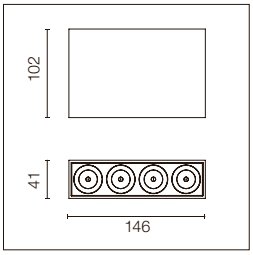

Apparecchio per illuminazione di superficie con 4 spot LED. Fonte di alimentazione 220-240V incorporata.

E= Finitura Esterna
I= Finitura Interna
B= Finitura Box

Surface luminaire with 4 LED lighting spots. Power source 220-240V incorporated.

E= External Finish
I= Internal Finish
B= Box Finish

Optic Flood 2700K

B E I

Non Dimmable
03.9725.40A
03.9725.14A
03.9726.40A
03.9726.14A
05.2122.40A
05.2123.40A

Dali Version
03.9725.40ADA
03.9725.14ADA
03.9726.40ADA
03.9726.14ADA
05.2122.40ADA
05.2123.40ADA

33° FLOOD

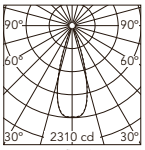

Luminous flux luminaire
741 lm (EXTREME CUT OFF)

@White (40)

Beam Angle: 33°

h(m)	E(lx)	D(m)
1	2310	0.59
2	577	1.18
3	257	1.78
4	144	2.37
5	92	2.96

Optic Flood 3000K

B E I

Non Dimmable
03.9735.40A
03.9735.14A
03.9736.40A
03.9736.14A
05.2127.40A
05.2128.40A

Dali Version
03.9735.40ADA
03.9735.14ADA
03.9736.40ADA
03.9736.14ADA
05.2127.40ADA
05.2128.40ADA

33° FLOOD

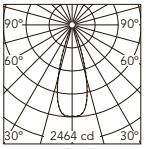

Luminous flux luminaire
790 lm (EXTREME CUT OFF)

@White (40)

Beam Angle: 33°

h(m)	E(lx)	D(m)
1	2464	0.59
2	616	1.18
3	274	1.78
4	154	2.37
5	99	2.96

Non Dimmable
03.9826.14A
03.9826.40A
03.9825.14A
03.9825.40A
05.2162.14A
05.2163.14A

Dali Version
03.9826.14ADA
03.9826.40ADA
03.9825.14ADA
03.9825.40ADA
05.2162.14ADA
05.2163.14ADA

Non Dimmable
03.9836.14A
03.9836.40A
03.9835.14A
03.9835.40A
05.2167.14A
05.2168.14A

Dali Version
03.9836.14ADA
03.9836.40ADA
03.9835.14ADA
03.9835.40ADA
05.2167.14ADA
05.2168.14ADA

Non Dimmable
05.2320.14A
05.2321.14A

Dali Version
05.2320.14ADA
05.2321.14ADA

Non Dimmable
05.2325.14A
05.2326.14A

Dali Version
05.2325.14ADA
05.2326.14ADA

Non Dimmable
05.2360.14A
05.2361.14A

Dali Version
05.2360.14ADA
05.2361.14ADA

Non Dimmable
05.2365.14A
05.2366.14A

Dali Version
05.2365.14ADA
05.2366.14ADA

Non Dimmable
05.2220.14A
05.2221.14A

Dali Version
05.2220.14ADA
05.2221.14ADA

Non Dimmable
05.2225.14A
05.2226.14A

Dali Version
05.2225.14ADA
05.2226.14ADA

Non Dimmable
05.2260.14A
05.2261.14A

Dali Version
05.2260.14ADA
05.2261.14ADA

Non Dimmable
05.2265.14A
05.2266.14A

Dali Version
05.2265.14ADA
05.2266.14ADA

Optic Wide Flood 2700K

B E I

Non Dimmable

03.9760.40A
03.9760.14A
03.9761.40A
03.9761.14A
05.2132.40A
05.2133.40A

Dali Version

03.9760.40ADA
03.9760.14ADA
03.9761.40ADA
03.9761.14ADA
05.2132.40ADA
05.2133.40ADA

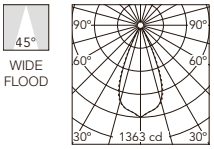

Luminous flux luminaire
731 lm (EXTREME CUT OFF)

@White (40)

Beam Angle: 45°

h(m)	E(lx)	D(m)
1	1363	0.83
2	341	1.67
3	151	2.50
4	85	3.34
5	55	4.17

Non Dimmable

03.9861.14A
03.9861.40A
03.9860.14A
03.9860.40A
05.2172.14A
05.2173.14A

Dali Version

03.9861.14ADA
03.9861.40ADA
03.9860.14ADA
03.9860.40ADA
05.2172.14ADA
05.2173.14ADA

Non Dimmable

05.2330.14A
05.2331.14A

Dali Version

05.2330.14ADA
05.2331.14ADA

Non Dimmable

05.2370.14A
05.2371.14A

Dali Version

05.2370.14ADA
05.2371.14ADA

Non Dimmable

05.2230.14A
05.2231.14A

Dali Version

05.2230.14ADA
05.2231.14ADA

Non Dimmable

05.2270.14A
05.2271.14A

Dali Version

05.2270.14ADA
05.2271.14ADA

Optic Wide Flood 3000K

B E I

Non Dimmable

03.9764.40A
03.9764.14A
03.9765.40A
03.9765.14A
05.2137.40A
05.2138.40A

Dali Version

03.9764.40ADA
03.9764.14ADA
03.9765.40ADA
03.9765.14ADA
05.2137.40ADA
05.2138.40ADA

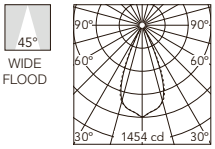

Luminous flux luminaire
780 lm (EXTREME CUT OFF)

@White (40)

Beam Angle: 45°

h(m)	E(lx)	D(m)
1	1454	0.83
2	363	1.67
3	162	2.50
4	91	3.34
5	58	4.17

Non Dimmable

03.9865.14A
03.9865.40A
03.9864.14A
03.9864.40A
05.2177.14A
05.2178.14A

Dali Version

03.9865.14ADA
03.9865.40ADA
03.9864.14ADA
03.9864.40ADA
05.2177.14ADA
05.2178.14ADA

Non Dimmable

05.2335.14A
05.2336.14A

Dali Version

05.2335.14ADA
05.2336.14ADA

Non Dimmable

05.2375.14A
05.2376.14A

Dali Version

05.2375.14ADA
05.2376.14ADA

Non Dimmable

05.2235.14A
05.2236.14A

Dali Version

05.2235.14ADA
05.2236.14ADA

Non Dimmable

05.2275.14A
05.2276.14A

Dali Version

05.2275.14ADA
05.2276.14ADA

Light Shadow Surface 4 Spots Square

Light Source: Power LED DC 900 mA 10,8W - 1080 lm - 2700K/CRI 90 / 10,8W - 1140lm - 3000K/CRI 90
Mains dimming: Power LED DC 700 mA 9W - 825 lm - 2700K/CRI 90 / 9W - 840 lm - 3000K/CRI 90

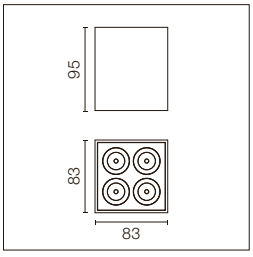

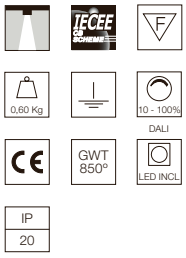

Apparecchio per illuminazione di superficie con 4 spot LED. Fonte di alimentazione 220-240V incorporata.

E= Finitura Esterna
I= Finitura Interna
B= Finitura Box

Surface luminaire with 4 LED lighting spots. Power source 220-240V incorporated.

E= External Finish
I= Internal Finish
B= Box Finish

Optic Spot 2700K

B E I

Non Dimmable
05.0700.40
05.0700.14
05.0701.40
05.0701.14
05.0702.40
05.0703.40

Dali Version
05.0700.40.DA
05.0700.14.DA
05.0701.40.DA
05.0701.14.DA
05.0702.40.DA
05.0703.40.DA

Mains Dimming
05.0700.40.NI
05.0700.14.NI
05.0701.40.NI
05.0701.14.NI
05.0702.40.NI
05.0703.40.NI

10° SPOT

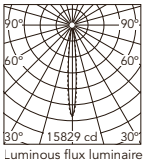

Luminous flux luminaire
865 lm (EXTREME CUT OFF)

@White (40) 900mA

Beam Angle: 10°

h(m)	E(lx)	D(m)
1	15829	0.17
2	3957	0.35
3	1759	0.52
4	989	0.70
5	633	0.87

10° SPOT

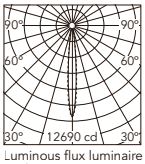

Luminous flux luminaire
694 lm (EXTREME CUT OFF)

@White (40) 700mA

Beam Angle: 10°

h(m)	E(lx)	D(m)
1	12690	0.17
2	3173	0.35
3	1410	0.52
4	793	0.70
5	508	0.87

Non Dimmable
05.0741.14
05.0741.40
05.0740.14
05.0740.40
05.0742.14
05.0743.14

Dali Version
05.0741.14.DA
05.0741.40.DA
05.0740.14.DA
05.0740.40.DA
05.0742.14.DA
05.0743.14.DA

Mains Dimming
05.0741.14.NI
05.0741.40.NI
05.0740.14.NI
05.0740.40.NI
05.0742.14.NI
05.0743.14.NI

Non Dimmable
05.0900.14
05.0901.14

Dali Version
05.0900.14.DA
05.0901.14.DA

Mains Dimming
05.0900.14.NI
05.0901.14.NI

B E I

Non Dimmable
05.0800.14
05.0801.14

Dali Version
05.0800.14.DA
05.0801.14.DA

Mains Dimming
05.0800.14.NI
05.0801.14.NI

Non Dimmable
05.0940.14
05.0941.14

Dali Version
05.0940.14.DA
05.0941.14.DA

Mains Dimming
05.0940.14.NI
05.0941.14.NI

Non Dimmable
05.0840.14
05.0841.14

Dali Version
05.0840.14.DA
05.0841.14.DA

Mains Dimming
05.0840.14.NI
05.0841.14.NI

Optic Spot 3000K

B E I

Non Dimmable
05.0705.40
05.0705.14
05.0706.40
05.0706.14
05.0707.40
05.0708.40

Dali Version
05.0705.40.DA
05.0705.14.DA
05.0706.40.DA
05.0706.14.DA
05.0707.40.DA
05.0708.40.DA

Mains Dimming
05.0705.40.NI
05.0705.14.NI
05.0706.40.NI
05.0706.14.NI
05.0707.40.NI
05.0708.40.NI

10° SPOT

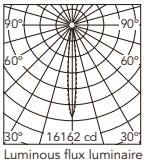

Luminous flux luminaire
883 lm (EXTREME CUT OFF)

@White (40) 900mA

Beam Angle: 10°

h(m)	E(lx)	D(m)
1	16162	0.17
2	4040	0.35
3	1796	0.52
4	1010	0.70
5	647	0.87

10° SPOT

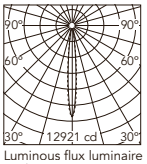

Luminous flux luminaire
706 lm (EXTREME CUT OFF)

@White (40) 700mA

Beam Angle: 10°

h(m)	E(lx)	D(m)
1	12921	0.17
2	3230	0.35
3	1436	0.52
4	808	0.70
5	517	0.87

Non Dimmable
05.0746.14
05.0746.40
05.0745.14
05.0745.40
05.0747.14
05.0748.14

Dali Version
05.0746.14.DA
05.0746.40.DA
05.0745.14.DA
05.0745.40.DA
05.0747.14.DA
05.0748.14.DA

Mains Dimming
05.0746.14.NI
05.0746.40.NI
05.0745.14.NI
05.0745.40.NI
05.0747.14.NI
05.0748.14.NI

Non Dimmable
05.0905.14
05.0906.14

Dali Version
05.0905.14.DA
05.0906.14.DA

Mains Dimming
05.0905.14.NI
05.0906.14.NI

B E I

Non Dimmable
05.0805.14
05.0806.14

Dali Version
05.0805.14.DA
05.0806.14.DA

Mains Dimming
05.0805.14.NI
05.0806.14.NI

Non Dimmable
05.0945.14
05.0946.14

Dali Version
05.0945.14.DA
05.0946.14.DA

Mains Dimming
05.0945.14.NI
05.0946.14.NI

Non Dimmable
05.0845.14
05.0846.14

Dali Version
05.0845.14.DA
05.0846.14.DA

Mains Dimming
05.0845.14.NI
05.0846.14.NI

LIGHT SHADOW

Optic Medium 2700K

B E I

Non Dimmable
05.0710.40
05.0710.14
05.0711.40
05.0711.14
05.0712.40
05.0713.40

Dali Version
05.0710.40.DA
05.0710.14.DA
05.0711.40.DA
05.0711.14.DA
05.0712.40.DA
05.0713.40.DA

Mains Dimming
05.0710.40.NI
05.0710.14.NI
05.0711.40.NI
05.0711.14.NI
05.0712.40.NI
05.0713.40.NI

22°
MEDIUM

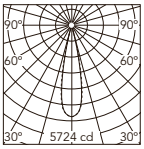

Luminous flux luminaire
856 lm (EXTREME CUT OFF)

@White (40) 900mA

Beam Angle: 22°

h(m)	E(lx)	D(m)
1	5724	0.39
2	1431	0.78
3	636	1.17
4	358	1.56
5	229	1.95

22°
MEDIUM

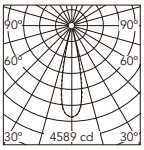

Luminous flux luminaire
686 lm (EXTREME CUT OFF)

@White (40) 700mA

Beam Angle: 22°

h(m)	E(lx)	D(m)
1	4589	0.39
2	1147	0.78
3	510	1.17
4	287	1.56
5	184	1.95

Non Dimmable
05.0751.14
05.0751.40
05.0750.14
05.0750.40
05.0752.14
05.0753.14

Dali Version
05.0751.14.DA
05.0751.40.DA
05.0750.14.DA
05.0750.40.DA
05.0752.14.DA
05.0753.14.DA

Mains Dimming
05.0751.14.NI
05.0751.40.NI
05.0750.14.NI
05.0750.40.NI
05.0752.14.NI
05.0753.14.NI

Non Dimmable
05.0910.14
05.0911.14

Dali Version
05.0910.14.DA
05.0911.14.DA

Mains Dimming
05.0910.14.NI
05.0911.14.NI

Non Dimmable
05.0950.14
05.0951.14

Dali Version
05.0950.14.DA
05.0951.14.DA

Mains Dimming
05.0950.14.NI
05.0951.14.NI

Non Dimmable
05.0810.14
05.0811.14

Dali Version
05.0810.14.DA
05.0811.14.DA

Mains Dimming
05.0810.14.NI
05.0811.14.NI

Non Dimmable
05.0850.14
05.0851.14

Dali Version
05.0850.14.DA
05.0851.14.DA

Mains Dimming
05.0850.14.NI
05.0851.14.NI

Optic Medium 3000K

B E I

Non Dimmable
05.0715.40
05.0715.14
05.0716.40
05.0716.14
05.0717.40
05.0718.40

Dali Version
05.0715.40.DA
05.0715.14.DA
05.0716.40.DA
05.0716.14.DA
05.0717.40.DA
05.0718.40.DA

Mains Dimming
05.0715.40.NI
05.0715.14.NI
05.0716.40.NI
05.0716.14.NI
05.0717.40.NI
05.0718.40.NI

22°
MEDIUM

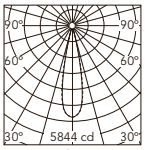

Luminous flux luminaire
874 lm (EXTREME CUT OFF)

@White (40) 900mA

Beam Angle: 22°

h(m)	E(lx)	D(m)
1	5844	0.39
2	1461	0.78
3	650	1.17
4	365	1.56
5	233	1.95

22°
MEDIUM

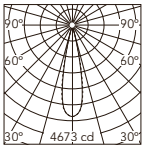

Luminous flux luminaire
699 lm (EXTREME CUT OFF)

@White (40) 700mA

Beam Angle: 22°

h(m)	E(lx)	D(m)
1	4673	0.39
2	1168	0.78
3	519	1.17
4	292	1.56
5	187	1.95

Non Dimmable
05.0756.14
05.0756.40
05.0755.14
05.0755.40
05.0757.14
05.0758.14

Dali Version
05.0756.14.DA
05.0756.40.DA
05.0755.14.DA
05.0755.40.DA
05.0757.14.DA
05.0758.14.DA

Mains Dimming
05.0756.14.NI
05.0756.40.NI
05.0755.14.NI
05.0755.40.NI
05.0757.14.NI
05.0758.14.NI

Non Dimmable
05.0915.14
05.0916.14

Dali Version
05.0915.14.DA
05.0916.14.DA

Mains Dimming
05.0915.14.NI
05.0916.14.NI

Non Dimmable
05.0955.14
05.0956.14

Dali Version
05.0955.14.DA
05.0956.14.DA

Mains Dimming
05.0955.14.NI
05.0956.14.NI

Non Dimmable
05.0815.14
05.0816.14

Dali Version
05.0815.14.DA
05.0816.14.DA

Mains Dimming
05.0815.14.NI
05.0816.14.NI

Non Dimmable
05.0855.14
05.0856.14

Dali Version
05.0855.14.DA
05.0856.14.DA

Mains Dimming
05.0855.14.NI
05.0856.14.NI

Light Shadow Surface 4 Spots Square

Light Source: Power LED DC 900 mA 10,8W - 1080 lm - 2700K/CRI 90 / 10,8W - 1140lm - 3000K/CRI 90
Mains dimming: Power LED DC 700 mA 9W - 825 lm - 2700K/CRI 90 / 9W - 840 lm - 3000K/CRI 90

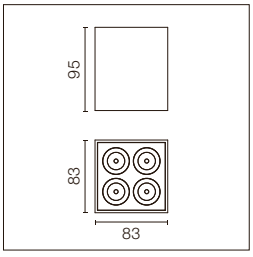

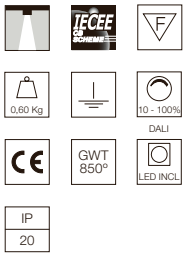

Apparecchio per illuminazione di superficie con 4 spot LED. Fonte di alimentazione 220-240V incorporata.

E= Finitura Esterna
I= Finitura Interna
B= Finitura Box

Surface luminaire with 4 LED lighting spots. Power source 220-240V incorporated.

E= External Finish
I= Internal Finish
B= Box Finish

Optic Flood 2700K

B E I

Non Dimmable
05.0720.40
05.0720.14
05.0721.40
05.0721.14
05.0722.40
05.0723.40

Dali Version
05.0720.40.DA
05.0720.14.DA
05.0721.40.DA
05.0721.14.DA
05.0722.40.DA
05.0723.40.DA

Mains Dimming
05.0720.40.NI
05.0720.14.NI
05.0721.40.NI
05.0721.14.NI
05.0722.40.NI
05.0723.40.NI

33° FLOOD

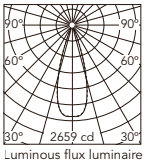

Luminous flux luminaire 853 lm (EXTREME CUT OFF)

@White (40) 900mA

Beam Angle: 33°

h(m)	E(lx)	D(m)
1	2659	0.59
2	665	1.18
3	295	1.78
4	166	2.37
5	107	2.96

33° FLOOD

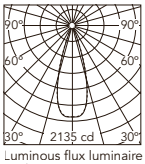

Luminous flux luminaire 684 lm (EXTREME CUT OFF)

@White (40) 700mA

Beam Angle: 33°

h(m)	E(lx)	D(m)
1	2133	0.59
2	533	1.18
3	237	1.78
4	133	2.37
5	85	2.96

Non Dimmable
05.0761.14
05.0761.40
05.0760.14
05.0760.40
05.0762.14
05.0763.14

Dali Version
05.0761.14.DA
05.0761.40.DA
05.0760.14.DA
05.0760.40.DA
05.0762.14.DA
05.0763.14.DA

Mains Dimming
05.0761.14.NI
05.0761.40.NI
05.0760.14.NI
05.0760.40.NI
05.0762.14.NI
05.0763.14.NI

Optic Flood 3000K

B E I

Non Dimmable
05.0725.40
05.0725.14
05.0726.40
05.0726.14
05.0727.40
05.0728.40

Dali Version
05.0725.40.DA
05.0725.14.DA
05.0726.40.DA
05.0726.14.DA
05.0727.40.DA
05.0728.40.DA

Mains Dimming
05.0725.40.NI
05.0725.14.NI
05.0726.40.NI
05.0726.14.NI
05.0727.40.NI
05.0728.40.NI

33° FLOOD

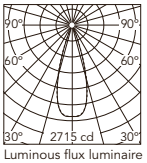

Luminous flux luminaire 871 lm (EXTREME CUT OFF)

@White (40) 900mA

Beam Angle: 33°

h(m)	E(lx)	D(m)
1	2715	0.59
2	679	1.18
3	301	1.78
4	170	2.37
5	109	2.96

33° FLOOD

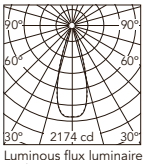

Luminous flux luminaire 697 lm (EXTREME CUT OFF)

@White (40) 700mA

Beam Angle: 33°

h(m)	E(lx)	D(m)
1	2172	0.59
2	543	1.18
3	241	1.78
4	136	2.37
5	87	2.96

Non Dimmable
05.0766.14
05.0766.40
05.0765.14
05.0765.40
05.0767.14
05.0768.14

Dali Version
05.0766.14.DA
05.0766.40.DA
05.0765.14.DA
05.0765.40.DA
05.0767.14.DA
05.0768.14.DA

Mains Dimming
05.0766.14.NI
05.0766.40.NI
05.0765.14.NI
05.0765.40.NI
05.0767.14.NI
05.0768.14.NI

Non Dimmable
05.0920.14
05.0921.14

Dali Version
05.0920.14.DA
05.0921.14.DA

Mains Dimming
05.0920.14.NI
05.0921.14.NI

B E I

Non Dimmable
05.0820.14
05.0821.14

Dali Version
05.0820.14.DA
05.0821.14.DA

Mains Dimming
05.0820.14.NI
05.0821.14.NI

Non Dimmable
05.0925.14
05.0926.14

Dali Version
05.0925.14.DA
05.0926.14.DA

Mains Dimming
05.0925.14.NI
05.0926.14.NI

B E I

Non Dimmable
05.0825.14
05.0826.14

Dali Version
05.0825.14.DA
05.0826.14.DA

Mains Dimming
05.0825.14.NI
05.0826.14.NI

Non Dimmable
05.0960.14
05.0961.14

Dali Version
05.0960.14.DA
05.0961.14.DA

Mains Dimming
05.0960.14.NI
05.0961.14.NI

Non Dimmable
05.0860.14
05.0861.14

Dali Version
05.0860.14.DA
05.0861.14.DA

Mains Dimming
05.0860.14.NI
05.0861.14.NI

Non Dimmable
05.0965.14
05.0966.14

Dali Version
05.0965.14.DA
05.0966.14.DA

Mains Dimming
05.0965.14.NI
05.0966.14.NI

Non Dimmable
05.0865.14
05.0866.14

Dali Version
05.0865.14.DA
05.0866.14.DA

Mains Dimming
05.0865.14.NI
05.0866.14.NI

LIGHT SHADOW

Optic Wide Flood 2700K

B E I

Non Dimmable
05.0730.40
05.0730.14
05.0731.40
05.0731.14
05.0732.40
05.0733.40

Dali Version
05.0730.40.DA
05.0730.14.DA
05.0731.40.DA
05.0731.14.DA
05.0732.40.DA
05.0733.40.DA

Mains Dimming
05.0730.40.NI
05.0730.14.NI
05.0731.40.NI
05.0731.14.NI
05.0732.40.NI
05.0733.40.NI

45°
WIDE FLOOD

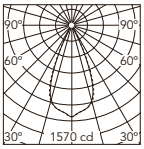

Luminous flux luminaire
842 lm (EXTREME CUT OFF)

@White (40) 900mA

Beam Angle: 45°

h(m)	E(lx)	D(m)
1	1570	0.83
2	392	1.67
3	174	2.50
4	98	3.34
5	63	4.17

45°
WIDE FLOOD

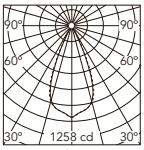

Luminous flux luminaire
675 lm (EXTREME CUT OFF)

@White (40) 700mA

Beam Angle: 45°

h(m)	E(lx)	D(m)
1	1258	0.83
2	315	1.67
3	140	2.50
4	79	3.34
5	50	4.17

Non Dimmable
05.0771.14
05.0771.40
05.0770.14
05.0770.40
05.0772.14
05.0773.14

Dali Version
05.0771.14.DA
05.0771.40.DA
05.0770.14.DA
05.0770.40.DA
05.0772.14.DA
05.0773.14.DA

Mains Dimming
05.0771.14.NI
05.0771.40.NI
05.0770.14.NI
05.0770.40.NI
05.0772.14.NI
05.0773.14.NI

Non Dimmable
05.0930.14
05.0931.14

Dali Version
05.0930.14.DA
05.0931.14.DA

Mains Dimming
05.0930.14.NI
05.0931.14.NI

Non Dimmable
05.0970.14
05.0971.14

Dali Version
05.0970.14.DA
05.0971.14.DA

Mains Dimming
05.0970.14.NI
05.0971.14.NI

Non Dimmable
05.0830.14
05.0831.14

Dali Version
05.0830.14.DA
05.0831.14.DA

Mains Dimming
05.0830.14.NI
05.0831.14.NI

Non Dimmable
05.0870.14
05.0871.14

Dali Version
05.0870.14.DA
05.0871.14.DA

Mains Dimming
05.0870.14.NI
05.0871.14.NI

Optic Wide Flood 3000K

B E I

Non Dimmable
05.0735.40
05.0735.14
05.0736.40
05.0736.14
05.0737.40
05.0738.40

Dali Version
05.0735.40.DA
05.0735.14.DA
05.0736.40.DA
05.0736.14.DA
05.0737.40.DA
05.0738.40.DA

Mains Dimming
05.0735.40.NI
05.0735.14.NI
05.0736.40.NI
05.0736.14.NI
05.0737.40.NI
05.0738.40.NI

45°
WIDE FLOOD

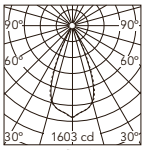

Luminous flux luminaire
860 lm (EXTREME CUT OFF)

@White (40) 900mA

Beam Angle: 45°

h(m)	E(lx)	D(m)
1	1603	0.83
2	401	1.67
3	178	2.50
4	100	3.34
5	64	4.17

45°
WIDE FLOOD

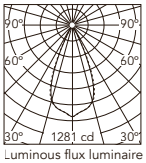

Luminous flux luminaire
688 lm (EXTREME CUT OFF)

@White (40) 700mA

Beam Angle: 45°

h(m)	E(lx)	D(m)
1	1281	0.83
2	320	1.67
3	142	2.50
4	80	3.34
5	51	4.17

Non Dimmable
05.0776.14
05.0776.40
05.0775.14
05.0775.40
05.0777.14
05.0778.14

Dali Version
05.0776.14.DA
05.0776.40.DA
05.0775.14.DA
05.0775.40.DA
05.0777.14.DA
05.0778.14.DA

Mains Dimming
05.0776.14.NI
05.0776.40.NI
05.0775.14.NI
05.0775.40.NI
05.0777.14.NI
05.0778.14.NI

Non Dimmable
05.0935.14
05.0936.14

Dali Version
05.0935.14.DA
05.0936.14.DA

Mains Dimming
05.0935.14.NI
05.0936.14.NI

Non Dimmable
05.0975.14
05.0976.14

Dali Version
05.0975.14.DA
05.0976.14.DA

Mains Dimming
05.0975.14.NI
05.0976.14.NI

Non Dimmable
05.0835.14
05.0836.14

Dali Version
05.0835.14.DA
05.0836.14.DA

Mains Dimming
05.0835.14.NI
05.0836.14.NI

Non Dimmable
05.0875.14
05.0876.14

Dali Version
05.0875.14.DA
05.0876.14.DA

Mains Dimming
05.0875.14.NI
05.0876.14.NI

NEW

LIGHT SHADOW PRO&DOTS

DESIGNED BY FLOS ARCHITECTURAL



NEW

Descrizione
Light Shadow Pro&Dots è una famiglia di lampade da soffitto in diverse dimensioni, con possibilità d'installazione a incasso e in superficie. Le applicazioni d'illuminazione di cui dispone vanno dall'emissione downlight ai fasci di luce direzionali (adattabili e push) o asimmetrici (wall-washer). Esistono versioni a tenuta stagna dalla IP20 alla IP 45 (consultare il modello).
La filosofia del disegno comune ai modelli Light Shadow Pro&Dots è ottenere il maggior comfort visuale possibile. La loro geometria è stata infatti concepita in modo che la luce rimanga totalmente nell'incassatura rispetto al piano esteriore della lampada. Questa sooluzione offre a Light Shadow Pro&Dots un angolo cut-off molto ampio, impedendo l'accesso visuale diretto alla fonte luminosa. Di conseguenza, la fonte luminosa non può essere vista direttamente dal campo visivo che l'usuario adotta naturalmente nello spazio a lui circostante.
Inoltre, il sistema ottico avanguardista, brevettato da Flos, evita quasi completamente che la luce incida direttamente sullo schermo del prodotto, offrendo così un effetto high-comfort (soprattutto nelle lampade a cono interno negro). La lalmpada illumina perfettamente lo spazio, ma dandol'impressione di essere spenta.

Sistema ottico
Grazie alle sue lenti ottiche, Light Shadow Pro&Dots offre una gamma di aperture del fascio luminoso che va dall'angolo molto chiuso (Super Spot) a uno estremamente aperto (Wide Flood). Consultare le possibilità d'apertura dei vari modelli.
Nel caso dei modelli Light Shadow Pro, per controllare perfettamente la distribuzione della luce sono state create delle lenti in silicone bifocali, esclusive e brevettate da Flos. Queste lenti eliminano la luce spuria e offrono un'efficienza luminosa L.O.R. (Light Output Ratio) che no ha termine di paragone, approfittando il flusso luminoso bruto del LED. Cosa che le altre tecnologie, come ad esempio riflettori o le lenti di produzione standard, non riescono a ottenere.
D'altra parte, il silicone usato per queste lenti di ultima generazione resistono perfettamente alla temperatura prodotta dal LED e sono molto resistenti al deterioramento termico e all'invecchiamento. A differenza delle altre lenti, con il passo del tempo non si degradano e non si ingialliscono (con la conseguente perdita di rendimento).

Alimentatotri
Le versioni a incasso non includono la cassa dell'alimentazione, che si deve ordinare separatamente seguendo le raccomandazioni. Consultare le dimensioni della cassa: se non entra nella cavità dell'incassatura, è necessaria un'ubicazione remota accessibile. Per i modelli che permettono solo una cassa d'alimentazione e una connessione in parallelo, consultare il quadro informativo corrispondente. Le versioni da superficie vengono con la cassa integrata.

Sistemi di controllo
Light Shadow Pro&Dots dispone di un sistema per controllare la regolazione delle lampade con protocolli differenti. Consultare le opzioni disponibili per ogni modello e, in certi casi, le opzioni adeguate d'intensità dell'alimentazione che permettono la coincidenza dei flussi luminosi con protocolli differenti.
Prodotti per l'alimentazione dimmerabile – Consigliamo la lettura del capitolo sul driver per conoscere i casi di declinazione di responsabilità in materia di alimentatori dimmerabili.

Accesori e installazioni
Per l'installazione individuale delle versioni da incasso di Light Shadow Pro&Dots sono necessari degli accesori (precornice), dispobibili nella versione Trim e No Trim (consultare in base al modello). L'installazione ad incasso è possibile solo in soffitti di cartongesso (gesso).
Le precornici dei modelli Light Shadow Dots Fixed dispongono di opzioni No Trim per l'installazione in linea di modelli differenti. Sono perfettamente compatibili con le precornici No Trim dei modelli Pusch e permettono di creare 'linee' di Light Shadow Dots e Push con la stessa apparenza e poste alla stessa distanza.
L'alimentazione delle lampade Light Shadow Pro ad incasso è connessa direttamente alla lampada. Nei modelli Light Shadow Dots e Push, la connessione avviene mediante la precornice d'installazione. Questa struttura è protetta con il sistema Hot Plug, che non solo permette di sostituire il prodotto con l'alimentazione accesa, ma impedisce pure la disattivazione di tutte le unità installate su un'unica preconrince nel caso in cui solo una fosse difettosa.

Conformità alla Normativa e il Marchio di Qualità
Lampade in conformità con la Normativa Tecnica Europea EN60598-1 y seconde parti.

Prima di effettuare l'ordine, si consiglia di informarsi per bene sulle caratteristiche del prodotto che non sono state incluse in questo catalogo e che possono essere determinanti per il suo progetto di installazione, consultando la pagina web di Flos per professionisti, la scheda tecnica del prodotto e le istruzioni per la sua installazione e montaggio.

Description
Light Shadow Pro&Dots is a family of luminaires for ceiling installation, with different sizes, also allowing recessed and surface installation. The lighting applications of Light Shadow Pro&Dots range from a downlight emission to directional (both adjustable and push) or asymmetric (wall-washer) light beams. The family has watertightness options from IP20 to IP54 (please consult models).
All Light Shadow Pro&Dots share a common design philosophy: the achievement of the highest possible visual comfort. To this end, the geometry of the products has been conceived so that the light source is markedly recessed with respect to the outer plane of the luminaire. The cut-off angle of Light Shadow Pro&Dots is therefore very high, making direct visual access to the light source difficult. As a result, the origin of the light source cannot be seen directly from virtually any natural position in the field of view of the users of the room.
In addition, the state-of-the-art optical system, patented by Flos, almost completely avoids the incidence of light on the product shade, which achieves the "high-comfort" effect (especially in luminaires with a black inner cone). This effect ensures that the product perfectly illuminates the space, while giving the impression that it remains switched off.

Optical System
Thanks to its range of optical lenses, Light Shadow Pro&Dots offers a series of beam angles, from very narrow angles (Super Spot) to extremely wide ones (Wide Flood). Please consult beam angle options for each model.
For Light Shadow Pro models, Flos has developed exclusive and patented double focal silicone lenses to achieve perfect control of light distribution. These lenses eliminate stray light and achieve an unparalleled L.O.R. (Light Output Ratio) luminous efficiency. In this way, they take full advantage of the LED's raw luminous flux. This is not the case with other technologies such as reflectors or standard production lenses.
Moreover, thanks to their silicon material, these state-of-the-art lenses manage the temperature produced by the LED in an excellent way and are highly resistant to thermal and over-time deterioration. They thus avoid the degradation and yellowing (with its consequent loss of performance) that occurs over time in other types of lenses.

Power Supply Units
Recessed versions require a power supply unit which is not included, to be ordered separately according to recommendations. Please consult the dimensions of the unit: when it does not fit through the recessing hole, an accessible remote location for the unit is required. Some models can be powered with a single unit and serial connection, please consult the corresponding information tables. The surface-mounted versions have integrated units.
Mains Dimming Products – Please read Mains Dimming disclaimer in drivers chapter.

Control Systems
Light Shadow Pro&Dots has control systems for dimming the luminaires under different protocols. Please consult the options available for each model and, in some cases, the appropriate power intensity options to match the luminous fluxes of products with different protocols.

Accessories and Installation
The recessed versions of Light Shadow Pro&Dots require individual installation accessories (pre-installation frames) available in Trim and No Trim versions (depending on the models, please consult). This recessed installation method is valid only for plasterboard ceilings.
For Light Shadow Dots Fixed models, pre-installation frames include No Trim options to install several units in line. These are fully compatible with the No Trim pre-installation frames for the Push models. Thus, "lines" of Light Shadow Dots and Push can be created with the same spacing and appearance.
As for the power supply, in the recessed Light Shadow Pro the power supply is connected directly to the luminaire. In the Light Shadow Dots and Push models, the connection is made through the pre-installation frame. This pre-installation frame is protected with the Hot Plug system that allows the product to be replaced with the power on. In pre-installation frames comprising several units, it also avoids luminaires installed in the same pre-installation frame to stop working if one of them does not work.

Standard Compliance and Quality Marks
The luminaire complies with the EN60598-1 European Technical Standards and any subsequent additions.

Before placing your order, please consult the product details also on the Flos professional website, in its technical data sheet and in the installation and assembly instructions to find all the information that may not be included in this catalogue or that could be relevant to your specific project or installation.

NEW

LIGHT SHADOW PRO&DOTS

DESIGNED BY FLOS ARCHITECTURAL

DOTS Ø30 FIXED

LIGHT SOURCE*
POWER LED
Up to 2,7W
222 lm
2700K/CRI 90
236 lm
3000K/CRI 90
293 lm
4000K/CRI 90

PRO Ø45 FIXED

LIGHT SOURCE
LED ARRAY
8,8W
816 lm
2700K/CRI 90
834 lm
3000K/CRI 90
926 lm
4000K/CRI 90

PRO Ø60 FIXED

LIGHT SOURCE*
LED ARRAY
Up to 15W
1402 lm
2700K/CRI 90
1427 lm
3000K/CRI 90
1577 lm
4000K/CRI 90

PRO Ø90 FIXED

LIGHT SOURCE*
LED ARRAY
Up to 22W
2191 lm
2700K/CRI 90
2339 lm
3000K/CRI 90
2457 lm
4000K/CRI 90

DOTS Ø30 PUSH

LIGHT SOURCE*
POWER LED
Up to 2,7W
270 lm
2700K/CRI 90
285 lm
3000K/CRI 90
295 lm
4000K/CRI 90

PRO Ø45 PUSH

LIGHT SOURCE
LED ARRAY
8,5W
756 lm
2700K/CRI 90
799 lm
3000K/CRI 90
866 lm
4000K/CRI 90

PRO Ø60 ADJUSTABLE

LIGHT SOURCE
LED ARRAY
10,5W
888 lm
2700K/CRI 90
923 lm
3000K/CRI 90
963 lm
4000K/CRI 90

PRO Ø90 ADJUSTABLE

LIGHT SOURCE*
LED ARRAY
Up to 18W
1637 lm
2700K/CRI 90
1772 lm
3000K/CRI 90
1877 lm
4000K/CRI 90

PRO Ø45 SURFACE

LIGHT SOURCE
LED ARRAY
8,8W
800 lm
2700K/CRI 90
845 lm
3000K/CRI 90
915 lm
4000K/CRI 90

PRO Ø60 SURFACE

LIGHT SOURCE
LED ARRAY
15W
1185 lm
2700K/CRI 90
1275 lm
3000K/CRI 90
1355 lm
4000K/CRI 90

PRO Ø90 WALL-WASHER

LIGHT SOURCE
LED ARRAY
18W
1593 lm
2700K/CRI 90
1752 lm
3000K/CRI 90
1867 lm
4000K/CRI 90

* Alcuni modelli di questo prodotto sono disponibili con diversi valori luminosi. Consultare la pagina del prodotto.
* Certain models of this product are available with different light values. See the product page.

NEW

Rear Finish (R)
Light Shadow Pro&Dots Push

40 Bianco
40 White

14 Nero
14 Black

External Finish (E)
Light Shadow Dots Push / Light Shadow Pro Push & Surface

40 Bianco
40 White

14 Nero
14 Black

EQ Rame Spazzolato
EQ Brushed Copper

ER Acciaio Spazzolato
ER Brushed Steel

ES Bronzo Spazzolato
ES Brushed Bronze

TK Teck
TK Teak

Internal Finish (I)

40 Bianco
40 White

HIGH COMFORT

14 Nero
14 Black

ER Acciaio
ER Steel

ES Bronzo
ES Bronze

EQ Rame
EQ Copper

FLOS
CONTROL BY CASAMBI

Available on the App Store

GET IT ON Google Play

Light Shadow DOTS Ø30 Fixed - Single Spot Module

Light Source: Power LED DC 900 mA - 2,7W - 222 lm - 2700K/CRI 90 / 2,7W - 236 lm - 3000K/CRI 90 / 2,7W - 293 lm - 4000K/CRI 90
Set of 1 spot mains dimming. Power LED DC 750 mA - 2,3W - 222 lm - 2700K/CRI 90 / 2,3W - 235 lm - 3000K/CRI 90 / 2,3W - 256 lm - 4000K/CRI 90

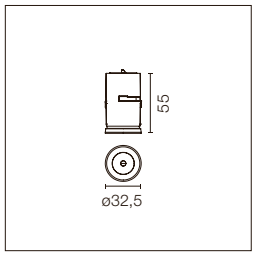

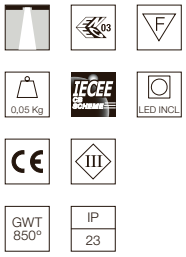

Modulo di illuminazione LED, a basso abbagliamento, da installare su cornici da incasso (non incluse), installazione con sistema a baionetta con faretti scambiabili. Disponibile in versioni con un faretto e gruppi di due e quattro faretti. Driver non compreso, il driver si collega direttamente alle cornici da incasso.

LED lighting module, with low glare, to be inserted in the recessed frames (not included), installation through a bayonet system with interchangeable spots. Available in one-light versions and groups of two and four lights. Driver not included, the driver has to be directly connected to the embedding frames.

Alimentazioni raccomandate / Recommended power supply*:

Non Dimmable 100-240V 900mA	60.8911
Non Dimmable 220-240V 900mA	RF27370
Mains Dimming 230-240V 750mA	RF21469
Mains Dimming 220-240V 900mA	60.9467**
Dimmable 0-10V 900mA	60.9414
Dim DALI 900mA	60.9602
Casambi 900mA	60.9207**
Casambi 900mA	70.0637

* Vedi capitolo Drivers / Refer to the Drivers chapter

** Solo connessione seriale / Only Serial Connection

Optic Spot 2700K

Set of 1 spot

03.8600.40B
03.8600.14A
03.8600.ERA
03.8600.ESA
03.8600.EQA

10° SPOT

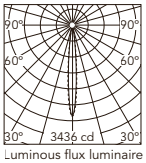

Luminous flux luminaire 188 lm

Beam Angle: 10°

h(m)	E(lx)	D(m)
1	3436	0.17
2	859	0.35
3	382	0.52
4	215	0.70
5	137	0.87

Set of 2 spots

03.8640.40B
03.8640.14A
03.8640.ERA
03.8640.ESA
03.8640.EQA

10° SPOT

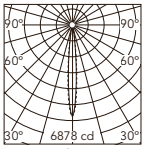

Luminous flux luminaire 376 lm

Beam Angle: 10°

h(m)	E(lx)	D(m)
1	6878	0.17
2	1720	0.35
3	764	0.52
4	430	0.70
5	275	0.87

Set of 4 spots

03.8610.40B
03.8610.14A
03.8610.ERA
03.8610.ESA
03.8610.EQA

10° SPOT

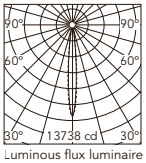

Luminous flux luminaire 751 lm

Beam Angle: 10°

h(m)	E(lx)	D(m)
1	13738	0.17
2	3434	0.35
3	1526	0.52
4	859	0.70
5	550	0.87

Internal Finish (I) · White

3000K

Set of 1 spot

03.8603.40B
03.8603.14A
03.8603.ERA
03.8603.ESA
03.8603.EQA

10° SPOT

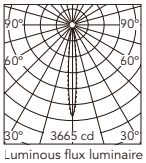

Luminous flux luminaire 200 lm

Beam Angle: 10°

h(m)	E(lx)	D(m)
1	3665	0.17
2	916	0.35
3	407	0.52
4	229	0.70
5	147	0.87

Set of 2 spots

03.8643.40B
03.8643.14A
03.8643.ERA
03.8643.ESA
03.8643.EQA

10° SPOT

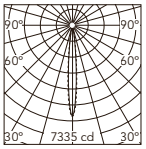

Luminous flux luminaire 401 lm

Beam Angle: 10°

h(m)	E(lx)	D(m)
1	7335	0.17
2	1834	0.35
3	815	0.52
4	458	0.70
5	293	0.87

Set of 4 spots

03.8613.40B
03.8613.14A
03.8613.ERA
03.8613.ESA
03.8613.EQA

10° SPOT

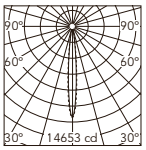

Luminous flux luminaire 801 lm

Beam Angle: 10°

h(m)	E(lx)	D(m)
1	14653	0.17
2	3663	0.35
3	1628	0.52
4	916	0.70
5	586	0.87

Internal Finish (I) · White

Optic Spot 4000K

Set of 1 spot

03.8606.40A
03.8606.14A
03.8606.ERA
03.8606.ESA
03.8606.EQA

10° SPOT



Luminous flux luminaire 246 lm (EXTREME CUT OFF)

Beam Angle: 10°

h(m)	E(lx)	D(m)
1	4504	0.17
2	1126	0.35
3	500	0.52
4	282	0.70
5	180	0.87

Set of 2 spots

03.8671.40A
03.8671.14A
03.8671.ERA
03.8671.ESA
03.8671.EQA

10° SPOT

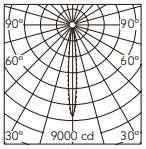

Luminous flux luminaire 492 lm (EXTREME CUT OFF)

Beam Angle: 10°

h(m)	E(lx)	D(m)
1	9000	0.17
2	2250	0.35
3	1000	0.52
4	563	0.70
5	360	0.87

Set of 4 spots

03.8616.40A
03.8616.14A
03.8616.ERA
03.8616.ESA
03.8616.EQA

10° SPOT

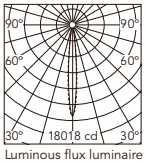

Luminous flux luminaire 985 lm (EXTREME CUT OFF)

Beam Angle: 10°

h(m)	E(lx)	D(m)
1	18018	0.17
2	4505	0.35
3	2002	0.52
4	1126	0.70
5	721	0.87

Internal Finish (I) · White

Optic Medium

2700K

Set of 1 spot

03.8601.40B
03.8601.14A
03.8601.ERA
03.8601.ESA
03.8601.EQA

22° MEDIUM

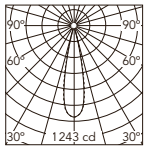

Luminous flux luminaire 186 lm

Beam Angle: 22°

h(m)	E(lx)	D(m)
1	1243	0.39
2	311	0.78
3	138	1.17
4	78	1.56
5	50	1.95

Set of 2 spots

03.8641.40B
03.8641.14A
03.8641.ERA
03.8641.ESA
03.8641.EQA

22° MEDIUM

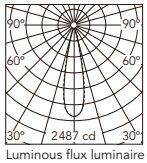

Luminous flux luminaire 372 lm

Beam Angle: 22°

h(m)	E(lx)	D(m)
1	2487	0.39
2	622	0.78
3	276	1.17
4	155	1.56
5	99	1.95

Set of 4 spots

03.8611.40B
03.8611.14A
03.8611.ERA
03.8611.ESA
03.8611.EQA

22° MEDIUM

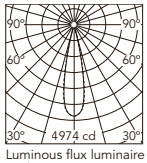

Luminous flux luminaire 744 lm

Beam Angle: 22°

h(m)	E(lx)	D(m)
1	4974	0.39
2	1243	0.78
3	553	1.17
4	311	1.56
5	199	1.95

Internal Finish (I) · White

3000K

Set of 1 spot

03.8604.40B
03.8604.14A
03.8604.ERA
03.8604.ESA
03.8604.EQA

22° MEDIUM

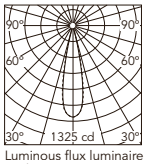

Luminous flux luminaire 198 lm

Beam Angle: 22°

h(m)	E(lx)	D(m)
1	1325	0.39
2	331	0.78
3	147	1.17
4	83	1.56
5	53	1.95

Set of 2 spots

03.8644.40B
03.8644.14A
03.8644.ERA
03.8644.ESA
03.8644.EQA

22° MEDIUM

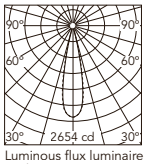

Luminous flux luminaire 397 lm

Beam Angle: 22°

h(m)	E(lx)	D(m)
1	2654	0.39
2	663	0.78
3	295	1.17
4	166	1.56
5	106	1.95

Set of 4 spots

03.8614.40B
03.8614.14A
03.8614.ERA
03.8614.ESA
03.8614.EQA

22° MEDIUM

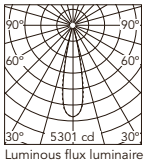

Luminous flux luminaire 793 lm

Beam Angle: 22°

h(m)	E(lx)	D(m)
1	5301	0.39
2	1325	0.78
3	589	1.17
4	331	1.56
5	212	1.95

Internal Finish (I) · White

4000K

Set of 1 spot

03.8607.40A
03.8607.14A
03.8607.ERA
03.8607.ESA
03.8607.EQA

22° MEDIUM

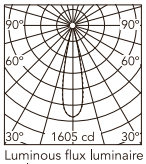

Luminous flux luminaire 240 lm (EXTREME CUT OFF)

Beam Angle: 22°

h(m)	E(lx)	D(m)
1	1605	0.39
2	401	0.78
3	178	1.17
4	100	1.56
5	64	1.95

Set of 2 spots

03.8672.40A
03.8672.14A
03.8672.ERA
03.8672.ESA
03.8672.EQA

22° MEDIUM

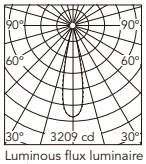

Luminous flux luminaire 480 lm (EXTREME CUT OFF)

Beam Angle: 22°

h(m)	E(lx)	D(m)
1	3209	0.39
2	802	0.78
3	357	1.17
4	201	1.56
5	128	1.95

Set of 4 spots

03.8617.40A
03.8617.14A
03.8617.ERA
03.8617.ESA
03.8617.EQA

22° MEDIUM

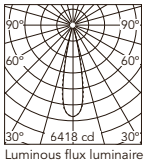

Luminous flux luminaire 960 lm (EXTREME CUT OFF)

Beam Angle: 22°

h(m)	E(lx)	D(m)
1	6418	0.39
2	1604	0.78
3	713	1.17
4	401	1.56
5	257	1.95

Internal Finish (I) · White

Optic Flood

2700K

Set of 1 spot

03.8602.40B
03.8602.14A
03.8602.ERA
03.8602.ESA
03.8602.EQA

33° FLOOD

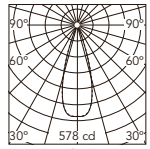

Luminous flux luminaire 185 lm

Beam Angle: 33°

h(m)	E(lx)	D(m)
1	577	0.59
2	144	1.18
3	64	1.78
4	36	2.37
5	23	2.96

Set of 2 spots

03.8642.40B
03.8642.14A
03.8642.ERA
03.8642.ESA
03.8642.EQA

33° FLOOD

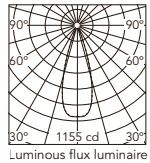

Luminous flux luminaire 370 lm

Beam Angle: 33°

h(m)	E(lx)	D(m)
1	1153	0.59
2	288	1.18
3	128	1.78
4	72	2.37
5	46	2.96

Set of 4 spots

03.8612.40B
03.8612.14A
03.8612.ERA
03.8612.ESA
03.8612.EQA

33° FLOOD

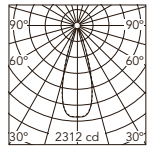

Luminous flux luminaire 741 lm

Beam Angle: 33°

h(m)	E(lx)	D(m)
1	2310	0.59
2	578	1.18
3	257	1.78
4	144	2.37
5	92	2.96

Internal Finish (I) · White

3000K

Set of 1 spot

03.8605.40B
03.8605.14A
03.8605.ERA
03.8605.ESA
03.8605.EQA

33° FLOOD

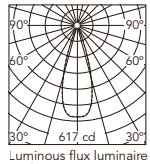

Luminous flux luminaire 198 lm

Beam Angle: 33°

h(m)	E(lx)	D(m)
1	616	0.59
2	154	1.18
3	68	1.78
4	38	2.37
5	25	2.96

Set of 2 spots

03.8645.40B
03.8645.14A
03.8645.ERA
03.8645.ESA
03.8645.EQA

33° FLOOD



Luminous flux luminaire 395 lm

Beam Angle: 33°

h(m)	E(lx)	D(m)
1	1231	0.59
2	308	1.18
3	137	1.78
4	77	2.37
5	49	2.96

Set of 4 spots

03.8615.40B
03.8615.14A
03.8615.ERA
03.8615.ESA
03.8615.EQA

33° FLOOD



Luminous flux luminaire 790 lm

Beam Angle: 33°

h(m)	E(lx)	D(m)
1	2463	0.59
2	616	1.18
3	274	1.78
4	154	2.37
5	99	2.96

Internal Finish (I) · White

4000K

Set of 1 spot

03.8608.40A
03.8608.14A
03.8608.ERA
03.8608.ESA
03.8608.EQA

33° FLOOD



Luminous flux luminaire 237 lm (EXTREME CUT OFF)

Beam Angle: 33°

h(m)	E(lx)	D(m)
1	740	0.59
2	185	1.18
3	82	1.78
4	46	2.37
5	30	2.96

Set of 2 spots

03.8673.40A
03.8673.14A
03.8673.ERA
03.8673.ESA
03.8673.EQA

33° FLOOD

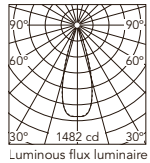

Luminous flux luminaire 475 lm (EXTREME CUT OFF)

Beam Angle: 33°

h(m)	E(lx)	D(m)
1	1481	0.59
2	370	1.18
3	165	1.78
4	93	2.37
5	59	2.96

Set of 4 spots

03.8618.40A
03.8618.14A
03.8618.ERA
03.8618.ESA
03.8618.EQA

33° FLOOD



Luminous flux luminaire 950 lm (EXTREME CUT OFF)

Beam Angle: 33°

h(m)	E(lx)	D(m)
1	2962	0.59
2	740	1.18
3	329	1.78
4	185	2.37
5	118	2.96

Internal Finish (I) · White

Light Shadow DOTS Ø30 Fixed - Single Spot Module

Light Source: Power LED DC 900 mA - 2,7W - 222 lm - 2700K/CRI 90 / 2,7W - 236 lm - 3000K/CRI 90 / 2,7W - 293 lm - 4000K/CRI 90
Set of 1 spot mains dimming. Power LED DC 750 mA - 2,3W - 222 lm - 2700K/CRI 90 / 2,3W - 235 lm - 3000K/CRI 90 / 2,3W - 256 lm - 4000K/CRI 90

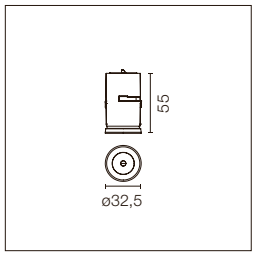

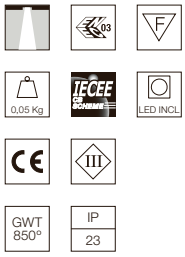

Modulo di illuminazione LED, a basso abbagliamento, da installare su cornici da incasso (non incluse), installazione con sistema a baionetta con faretti scambiabili. Disponibile in versioni con un faretto e gruppi di due e quattro faretti. Driver non compreso, il driver si collega direttamente alle cornici da incasso.

LED lighting module, with low glare, to be inserted in the recessed frames (not included), installation through a bayonet system with interchangeable spots. Available in one-light versions and groups of two and four lights. Driver not included, the driver has to be directly connected to the embedding frames.

Alimentazioni raccomandate / Recommended power supply*:

Non Dimmable 100-240V 900mA	60.8911
Non Dimmable 220-240V 900mA	RF27370
Mains Dimming 230-240V 750mA	RF21469
Mains Dimming 220-240V 900mA	60.9467**
Dimmable 0-10V 900mA	60.9414
Dim DALI 900mA	60.9602
Casambi 900mA	60.9207**
Casambi 900mA	70.0637

* Vedi capitolo Drivers / Refer to the Drivers chapter

** Solo connessione seriale / Only Serial Connection

Optic Wide Flood 2700K

Set of 1 spot

03.8630.40B
03.8630.14A
03.8630.ERA
03.8630.ESA
03.8630.EQA

45° WIDE FLOOD

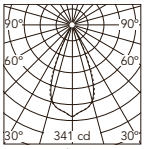

Luminous flux luminaire 183 lm

Beam Angle:	45°	
h(m)	E(lx)	D(m)
1	341	0.83
2	85	1.67
3	38	2.50
4	21	3.34
5	14	4.17

Set of 2 spots

03.8646.40B
03.8646.14A
03.8646.ERA
03.8646.ESA
03.8646.EQA

45° WIDE FLOOD

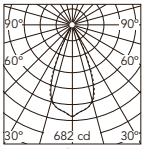

Luminous flux luminaire 366 lm

Beam Angle:	45°	
h(m)	E(lx)	D(m)
1	682	0.83
2	171	1.67
3	76	2.50
4	43	3.34
5	27	4.17

Set of 4 spots

03.8635.40B
03.8635.14A
03.8635.ERA
03.8635.ESA
03.8635.EQA

45° WIDE FLOOD

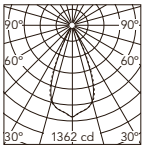

Luminous flux luminaire 731 lm

Beam Angle:	45°	
h(m)	E(lx)	D(m)
1	1362	0.83
2	341	1.67
3	151	2.50
4	85	3.34
5	54	4.17

Internal Finish (I) · White

Optic Wide Flood 4000K

Set of 1 spot

03.8633.40A
03.8633.14A
03.8633.ERA
03.8633.ESA
03.8633.EQA

45° WIDE FLOOD

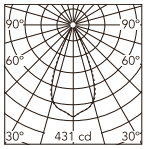

Luminous flux luminaire 231 lm (EXTREME CUT OFF)

Beam Angle:	45°	
h(m)	E(lx)	D(m)
1	431	0.83
2	108	1.67
3	48	2.50
4	27	3.34
5	17	4.17

Set of 2 spots

03.8674.40A
03.8674.14A
03.8674.ERA
03.8674.ESA
03.8674.EQA

45° WIDE FLOOD

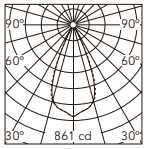

Luminous flux luminaire 462 lm (EXTREME CUT OFF)

Beam Angle:	45°	
h(m)	E(lx)	D(m)
1	861	0.83
2	215	1.67
3	96	2.50
4	54	3.34
5	34	4.17

Set of 4 spots

03.8637.40A
03.8637.14A
03.8637.ERA
03.8637.ESA
03.8637.EQA

45° WIDE FLOOD

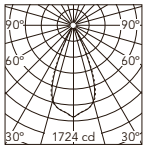

Luminous flux luminaire 925 lm (EXTREME CUT OFF)

Beam Angle:	45°	
h(m)	E(lx)	D(m)
1	1724	0.83
2	431	1.67
3	192	2.50
4	108	3.34
5	69	4.17

Internal Finish (I) · White

3000K

Set of 1 spot

03.8631.40B
03.8631.14A
03.8631.ERA
03.8631.ESA
03.8631.EQA

45° WIDE FLOOD

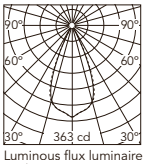

Luminous flux luminaire 195 lm

Beam Angle:	45°	
h(m)	E(lx)	D(m)
1	363	0.83
2	91	1.67
3	40	2.50
4	23	3.34
5	15	4.17

Set of 2 spots

03.8647.40B
03.8647.14A
03.8647.ERA
03.8647.ESA
03.8647.EQA

45° WIDE FLOOD

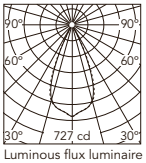

Luminous flux luminaire 390 lm

Beam Angle:	45°	
h(m)	E(lx)	D(m)
1	727	0.83
2	182	1.67
3	81	2.50
4	45	3.34
5	29	4.17

Set of 4 spots

03.8636.40B
03.8636.14A
03.8636.ERA
03.8636.ESA
03.8636.EQA

45° WIDE FLOOD

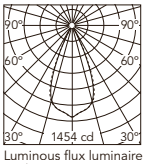

Luminous flux luminaire 780 lm

Beam Angle:	45°	
h(m)	E(lx)	D(m)
1	1454	0.83
2	363	1.67
3	162	2.50
4	91	3.34
5	58	4.17

Internal Finish (I) · White

Light Shadow DOTS Ø30 Push

Light Source: Power LED DC 900 mA - 2,7W - 270 lm - 2700K/CRI 90 / 2,7W - 285 lm - 3000K/CRI 90 / 2,7W - 295 lm - 4000K/CRI 90
Mains Dimming: Power LED DC 750 mA - 2,3W - 222 lm - 2700K/CRI 90 / 2,3W - 235 lm - 3000K/CRI 90 / 2,3W - 256 lm - 4000K/CRI 90

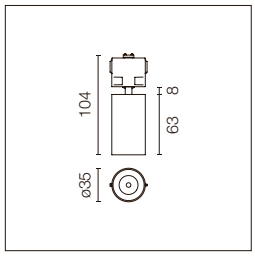

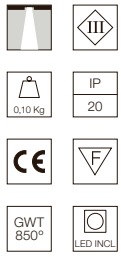

Lampada con doppia funzionalità: funziona come proiettore da incasso (incasso a filo del soffitto) o come proiettore (completamente regolabile). È possibile cambiarlo di posizione muovendolo facilmente con la mano.

Luminaire with 2x1 functionality: it can work as downlight (recessed, flush with ceiling) or as a projector (fully adjustable). The passage from one position to the other can be made by moving the product easily by hand.

R= Rifiniture posteriori
E= Finitura esterna
I= Finitura interna

R= Rear finish
E= External Finish
I= Internal Finish

Optic Spot 2700K

R E I

05.9300.40
05.9301.40
05.9302.40
05.9303.40

05.9305.40
05.9304.40
05.9306.40
05.9307.40

05.9305.14
05.9304.14
05.9306.14
05.9307.14

05.9304.ER
05.9307.ER

05.9304.ES
05.9308.ES

05.9304.EQ
05.9306.EQ

05.9304.TK
05.9306.TK

10°
SPOT

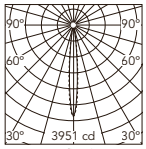

Luminous flux luminaire
216 lm
Internal Finish (I) · White

Beam Angle:		10°
h(m)	E(lx)	D(m)
1	3951	0.17
2	988	0.35
3	439	0.52
4	247	0.70
5	158	0.87

Alimentazioni raccomandate / Recommended power supply*:

Non Dimmable 100-240V 900mA	60.8911
Non Dimmable 220-240V 900mA	RF27370
Mains Dimming 230-240V 750mA	RF21469
Mains Dimming 220-240V 900mA	60.9467**
Dimmable 0-10V 900mA	60.9414
Dim DALI 900mA	60.9602
Casambi 900mA	60.9207**
Casambi 900mA	06.1974.00

* Vedi capitolo Drivers / Refer to the Drivers chapter

** Solo connessione seriale / Only Serial Connection

Optic Spot 3000K

R E I

05.9350.40
05.9351.40
05.9352.40
05.9353.40

05.9355.40
05.9354.40
05.9356.40
05.9357.40

05.9355.14
05.9354.14
05.9356.14
05.9357.14

05.9354.ER
05.9357.ER

05.9354.ES
05.9358.ES

05.9354.EQ
05.9356.EQ

05.9354.TK
05.9356.TK

10°
SPOT

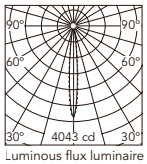

Luminous flux luminaire
221 lm
Internal Finish (I) · White

Beam Angle:		10°
h(m)	E(lx)	D(m)
1	4043	0.17
2	1011	0.35
3	449	0.52
4	253	0.70
5	162	0.87

Optic Spot 4000K

R E I

05.9400.40
05.9401.40
05.9402.40
05.9403.40

05.9405.40
05.9404.40
05.9406.40
05.9407.40

05.9405.14
05.9404.14
05.9406.14
05.9407.14

05.9404.ER
05.9407.ER

05.9404.ES
05.9408.ES

05.9404.EQ
05.9406.EQ

05.9404.TK
05.9406.TK

10°
SPOT

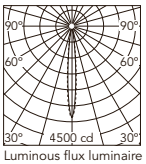

Luminous flux luminaire
246 lm
Internal Finish (I) · White

Beam Angle:		10°
h(m)	E(lx)	D(m)
1	4500	0.17
2	1125	0.35
3	500	0.52
4	281	0.70
5	180	0.87

NEW

Optic Medium 2700K

R E I

05.9310.40
05.9311.40
05.9312.40
05.9313.40

05.9315.40
05.9314.40
05.9316.40
05.9317.40

05.9315.14
05.9314.14
05.9316.14
05.9317.14

05.9314.ER
05.9317.ER

05.9314.ES
05.9318.ES

05.9314.EQ
05.9316.EQ

05.9314.TK
05.9316.TK

22°
MEDIUM

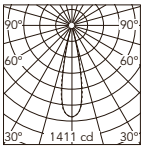

Luminous flux luminaire 211 lm
Internal Finish (I) · White

Beam Angle: 22°

h(m)	E(lx)	D(m)
1	1411	0.39
2	353	0.78
3	157	1.17
4	88	1.56
5	56	1.95

Optic Medium 3000K

R E I

05.9360.40
05.9361.40
05.9362.40
05.9363.40

05.9365.40
05.9364.40
05.9366.40
05.9367.40

05.9365.14
05.9364.14
05.9366.14
05.9367.14

05.9364.ER
05.9367.ER

05.9364.ES
05.9368.ES

05.9364.EQ
05.9366.EQ

05.9364.TK
05.9366.TK

22°
MEDIUM

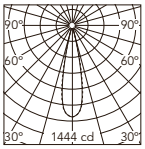

Luminous flux luminaire 216 lm
Internal Finish (I) · White

Beam Angle: 22°

h(m)	E(lx)	D(m)
1	1444	0.39
2	361	0.78
3	160	1.17
4	90	1.56
5	58	1.95

Optic Medium 4000K

R E I

05.9410.40
05.9411.40
05.9412.40
05.9413.40

05.9415.40
05.9414.40
05.9416.40
05.9417.40

05.9415.14
05.9414.14
05.9416.14
05.9417.14

05.9414.ER
05.9417.ER

05.9414.ES
05.9418.ES

05.9414.EQ
05.9416.EQ

05.9414.TK
05.9416.TK

22°
MEDIUM

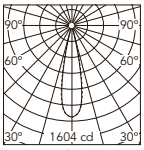

Luminous flux luminaire 240 lm
Internal Finish (I) · White

Beam Angle: 22°

h(m)	E(lx)	D(m)
1	1604	0.39
2	401	0.78
3	178	1.17
4	100	1.56
5	64	1.95

Accessori / Accessories

Light Shadow PRO Ø30 Push

Pannello nido d'ape	Honeycomb		08.0790.00
Filtro bicromatico CCT	Dichroic CCT Filter		Increase 2700K >> 3125±75K 3000K >> 3600±75K 4000K >> 5100±75K 08.0791.00
			Decrease 2700K >> 2450±75K 3000K >> 2700±75K 4000K >> 3400±75K 08.0792.00

Disponibile solo in colore nero. Per altri colori, verificare la disponibilità. / Only available in black. For other colours, please ask.

Light Shadow DOTS Ø30 Push

Light Source: Power LED DC 900 mA - 2,7W - 270 lm - 2700K/CRI 90 / 2,7W - 285 lm - 3000K/CRI 90 / 2,7W - 295 lm - 4000K/CRI 90
Mains Dimming: Power LED DC 750 mA - 2,3W - 222 lm - 2700K/CRI 90 / 2,3W - 235 lm - 3000K/CRI 90 / 2,3W - 256 lm - 4000K/CRI 90

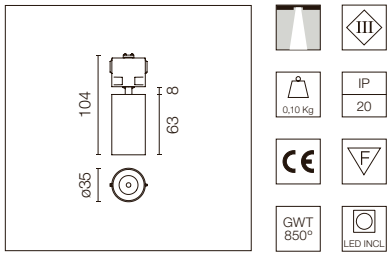

Lampada con doppia funzionalità: funziona come proiettore da incasso (incasso a filo del soffitto) o come proiettore (completamente regolabile). È possibile cambiarlo di posizione muovendolo facilmente con la mano.

Luminaire with 2x1 functionality: it can work as downlight (recessed, flush with ceiling) or as a projector (fully adjustable). The passage from one position to the other can be made by moving the product easily by hand.

R= Rifiniture posteriori
E= Finitura esterna
I= Finitura interna

R= Rear finish
E= External Finish
I= Internal Finish

Optic Flood 2700K

R E I

05.9320.40
05.9321.40
05.9322.40
05.9323.40

05.9325.40
05.9324.40
05.9326.40
05.9327.40

05.9325.14
05.9324.14
05.9326.14
05.9327.14

05.9324.ER
05.9327.ER

05.9324.ES
05.9328.ES

05.9324.EQ
05.9326.EQ

05.9324.TK
05.9326.TK

33°
FLOOD

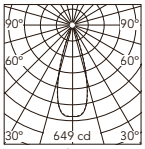

Luminous flux luminaire
208 lm
Internal Finish (I) · White

Beam Angle:		33°
h(m)	E(lx)	D(m)
1	648	0.59
2	162	1.18
3	72	1.78
4	41	2.37
5	26	2.96

Alimentazioni raccomandate / Recommended power supply*:

Non Dimmable 100-240V 900mA	60.8911
Non Dimmable 220-240V 900mA	RF27370
Mains Dimming 230-240V 750mA	RF21469
Mains Dimming 220-240V 900mA	60.9467**
Dimmable 0-10V 900mA	60.9414
Dim DALI 900mA	60.9602
Casambi 900mA	60.9207**
Casambi 900mA	06.1974.00

* Vedi capitolo Drivers / Refer to the Drivers chapter

** Solo connessione seriale / Only Serial Connection

Optic Flood 3000K

R E I

05.9370.40
05.9371.40
05.9372.40
05.9373.40

05.9375.40
05.9374.40
05.9376.40
05.9377.40

05.9375.14
05.9374.14
05.9376.14
05.9377.14

05.9374.ER
05.9377.ER

05.9374.ES
05.9378.ES

05.9374.EQ
05.9376.EQ

05.9374.TK
05.9376.TK

33°
FLOOD

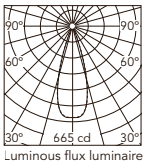

Luminous flux luminaire
213 lm
Internal Finish (I) · White

Beam Angle:		33°
h(m)	E(lx)	D(m)
1	664	0.59
2	166	1.18
3	74	1.78
4	42	2.37
5	27	2.96

Optic Flood 4000K

R E I

05.9420.40
05.9421.40
05.9422.40
05.9423.40

05.9425.40
05.9424.40
05.9426.40
05.9427.40

05.9425.14
05.9424.14
05.9426.14
05.9427.14

05.9424.ER
05.9427.ER

05.9424.ES
05.9428.ES

05.9424.EQ
05.9426.EQ

05.9424.TK
05.9426.TK

33°
FLOOD

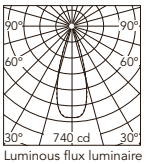

Luminous flux luminaire
237 lm
Internal Finish (I) · White

Beam Angle:		33°
h(m)	E(lx)	D(m)
1	739	0.59
2	185	1.18
3	82	1.78
4	46	2.37
5	30	2.96

NEW

Optic Wide Flood 2700K

R E I

05.9330.40
05.9331.40
05.9332.40
05.9333.40

05.9335.40
05.9334.40
05.9336.40
05.9337.40

05.9335.14
05.9334.14
05.9336.14
05.9337.14

05.9334.ER
05.9337.ER

05.9334.ES
05.9338.ES

05.9334.EQ
05.9336.EQ

05.9334.TK
05.9336.TK

45°
WIDE FLOOD

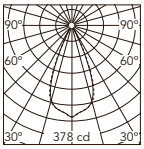

Luminous flux luminaire 203 lm
Internal Finish (I) · White

Beam Angle: 45°

h(m)	E(lx)	D(m)
1	378	0.83
2	95	1.67
3	42	2.50
4	24	3.34
5	15	4.17

Optic Wide Flood 3000K

R E I

05.9380.40
05.9381.40
05.9382.40
05.9383.40

05.9385.40
05.9384.40
05.9386.40
05.9387.40

05.9385.14
05.9384.14
05.9386.14
05.9387.14

05.9384.ER
05.9387.ER

05.9384.ES
05.9388.ES

05.9384.EQ
05.9386.EQ

05.9384.TK
05.9386.TK

45°
WIDE FLOOD

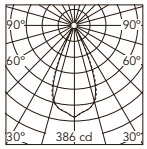

Luminous flux luminaire 207 lm
Internal Finish (I) · White

Beam Angle: 45°

h(m)	E(lx)	D(m)
1	386	0.83
2	96	1.67
3	43	2.50
4	24	3.34
5	15	4.17

Optic Wide Flood 4000K

R E I

05.9430.40
05.9431.40
05.9432.40
05.9433.40

05.9435.40
05.9434.40
05.9436.40
05.9437.40

05.9435.14
05.9434.14
05.9436.14
05.9437.14

05.9434.ER
05.9437.ER

05.9434.ES
05.9438.ES

05.9434.EQ
05.9436.EQ

05.9434.TK
05.9436.TK

45°
WIDE FLOOD

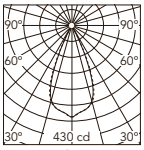

Luminous flux luminaire 231 lm
Internal Finish (I) · White

Beam Angle: 45°

h(m)	E(lx)	D(m)
1	430	0.83
2	108	1.67
3	48	2.50
4	27	3.34
5	17	4.17

Accessori / Accessories

Light Shadow PRO Ø30 Push

Pannello nido d'ape	Honeycomb		08.0790.00
Filtro bicromatico CCT	Dichroic CCT Filter		Increase 2700K >> 3125±75K 3000K >> 3600±75K 4000K >> 5100±75K 08.0791.00
			Decrease 2700K >> 2450±75K 3000K >> 2700±75K 4000K >> 3400±75K 08.0792.00

Disponibile solo in colore nero. Per altri colori, verificare la disponibilità. / Only available in black. For other colours, please ask.

NEW

HOW TO ORDER LIGHT SHADOW DOTS

Dots Fixed

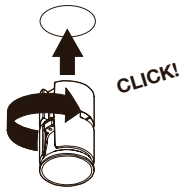

Dots Fixed Trim

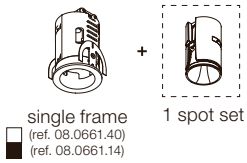

= Light Shadow DOTS Fixed 1 Spot

Dots Fixed No Trim

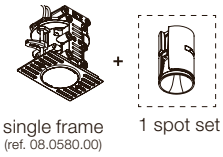

= Light Shadow DOTS Fixed 1 Spot

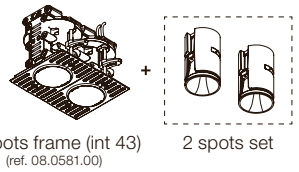

= Light Shadow DOTS Fixed 2 Spots (int 43)

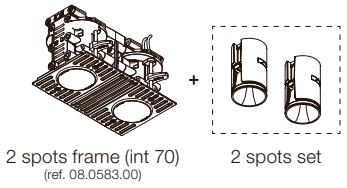

= Light Shadow DOTS Fixed 2 Spots (int 70)

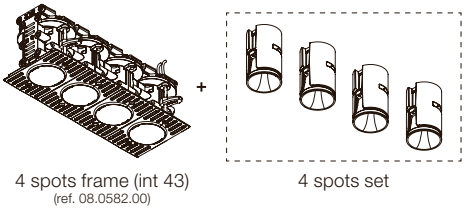

= Light Shadow DOTS Fixed 4 Spots (int 43)

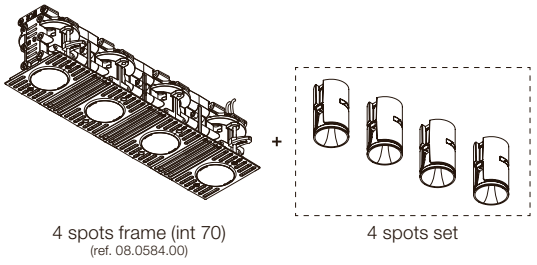

= Light Shadow DOTS Fixed 4 Spots (int 70)

Dots Push

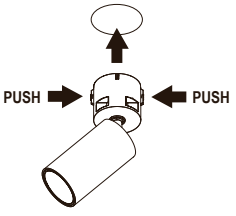

Dots Push No Trim

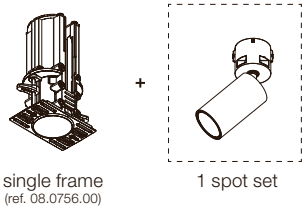

= Light Shadow DOTS Push 1 Spot

NEW

Dots Push - Functionality and Positioning

È possibile collocare Light Shadow in posizione superiore -come un downlight (perfettamente a filo con il soffitto)- o in posizione inferiore -come un proiettore orientabile-.

Light Shadow Push can be placed in top position, functioning as a downlight (perfectly flush to ceiling), or in bottom position, functioning as an adjustable spotlight.

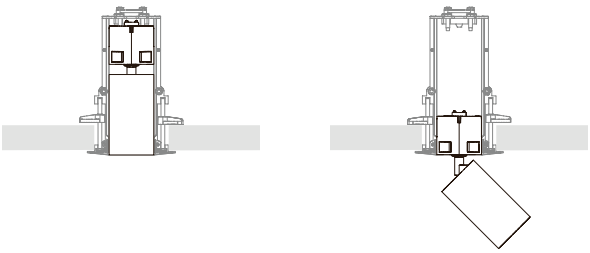

Dots Fixed & Push No Trim Frames - Continuity and Interdistance

Nella progettazione dell'illuminazione di un ambiente, la linea Light Shadow Dots permette di proiettare linee di luce continue grazie al semplice collegamento tra gli apparecchi (1, 2 e 4 luci) senza essere necessario l'uso di strumenti aggiuntivi. Durante la progettazione, l'utente potrà scegliere una delle due distanze predefinite tra punti di luce, 43 e 70mm; per la versione di 70mm è richiesto il montaggio di un accessorio indipendente (cod. 08.0586.00) tra gli apparecchi.

When planning the lighting of an environment, the Light Shadow Dots family allows to project continuous light lines or random figures thanks to the simple interconnection between its luminaires (1, 2 and 4 lights) without the need for an additional tool. For the lighting designning and planning, the user can choose between two predefined distances of 43 and 70 mm between light points. For the 70 mm version, it is necessary to assemble an independent accessory (reference: 08.0586.00) between the luminaires.

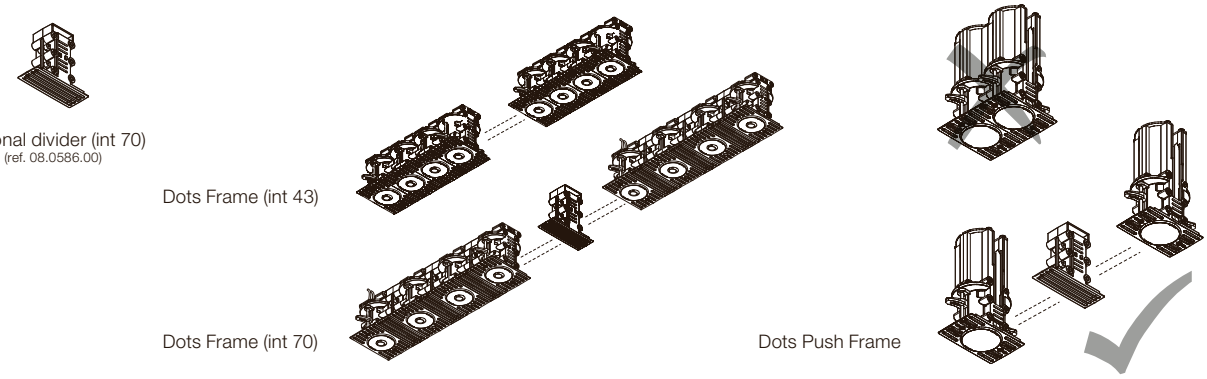

Dettaglio di connessione per costruire una linea continua / Interconnection information to build a continuous line

Dots Fixed & Push No Trim Frames - Compatibility

Le precornici No Trim di Light Shadow Dots Fixed e Push sono compatibili e possono essere installate una di seguito all'altra e alla stessa distanza. In questo modo, se i modelli Push vengono installati ad incasso, si differenziano dalle versioni Fixed.

Light Shadow Dots Fixed and Push No Trim pre-installation frames are compatible and can be installed continuously, maintaining the spacing. In this way, when the Push models are in recessed position, they are indistinguishable from the Fixed versions.

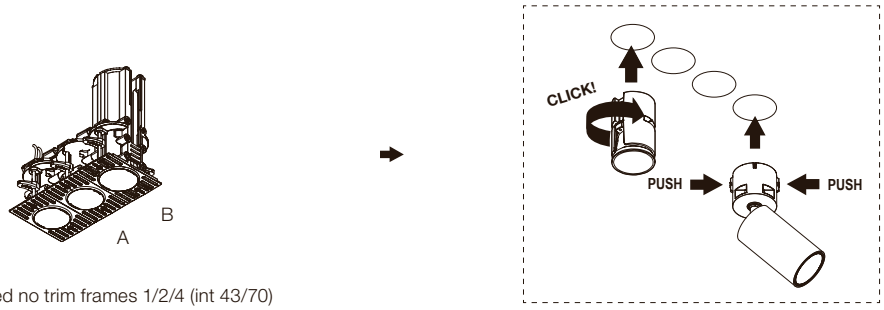

A: Dots Fixed no trim frames 1/2/4 (int 43/70)
+
B: Dots Push no trim frame 1

Accessori / Accessories

Dots Fixed Trim

h=75 min d=100 min

Cornice di pre-installazione.
Pre-installation frame.

1L
08.0661.40
08.0661.14

Dots Fixed No Trim - Single & Int 43 Frames

h=75 min d=100 min

Cornice di pre-installazione.
Pre-installation frame.

1L
08.0580.00

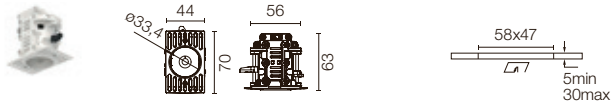

Cornice di pre-installazione.
Pre-installation frame.

2L - Int 43
08.0581.00

Cornice di pre-installazione.
Pre-installation frame.

4L - Int 43
08.0582.00

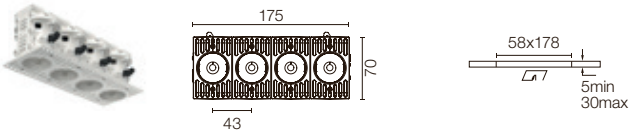

Dots Push No Trim

h=120 min d=100 min

Cornice di pre-installazione.
Pre-installation frame.

1L
08.0756.00

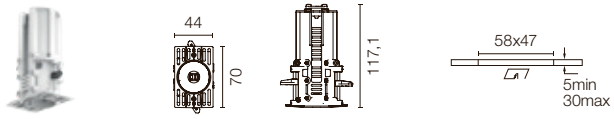

Dots Fixed No Trim - Divider & Int 70 Frames

h=75 min d=100 min

Separatore di 70mm per mantenere la distanza che si crea tra i faretti unendo moduli di 70mm.

70 mm divider to keep the spacing between spots when putting together 70 mm modules.

Divider - Int 70
08.0586.00

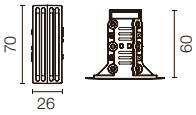

Cornice di pre-installazione.
Pre-installation frame.

2L - Int 70
08.0583.00

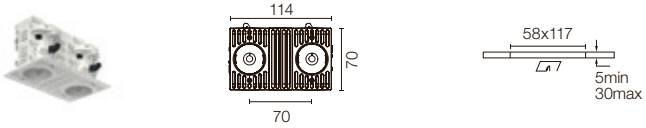

Cornice di pre-installazione.
Pre-installation frame.

4L - Int 70
08.0584.00

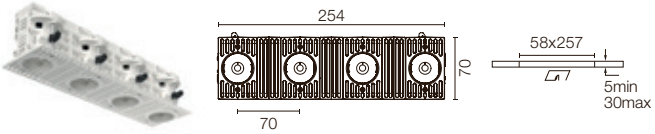

Drivers per la connessione in serie / Drivers for Serial Connection

Driver	DIM Protocol	Driving current	Min-Max Spot(s) per Driver
60.8911	Non Dimmable	900	1 - 6
RF27370	Non Dimmable	900	2 - 11
RF21469	Mains Dimming	750	1 - 9
60.9467	Mains Dimming	900	2 - 6
60.9414	Dimmable 0-10V	900	1 - 6
60.9602	Dim DALI	900	1 - 6
60.9207	Casambi	900	3 - 10
06.1974.00	Casambi	900	1 - 5

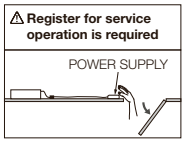

Light Shadow PRO Ø45 Fixed

Light Source: LED Array DC 700 mA 8,8W - 816 lm - 2700K/CRI 90 / 8,8W - 834 lm - 3000K/CRI 90 / 8,8W - 926 lm - 4000K/CRI 90

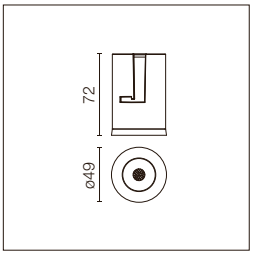

Modulo di illuminazione LED, a basso abbagliamento, da installare su cornici da incasso (non incluse), installazione con sistema a baionetta. Driver remoto non incluso.

LED lighting module, with low glare, to be inserted in the recessed frames (not included), installation through a bayonet system with interchangeable spots. Remote driver not included.

Alimentazioni raccomandate / Recommended power supply*:

		Serial Con.	⚠
Non Dimmable 100-240V 12W	60.8529A	1 - 1	A**
Non Dimmable 100-277V 31W	60.9387	1 - 3	B
Non Dimmable 220-240V 32W	60.9592	1 - 3	B
Non Dimmable 220-240V 42W	RF27370	1 - 3	B
Dim Dali 2 220-240V 38W	RF30699	1 - 3	B
Dim Dali 2 220-240V 20W	60.9713.0700	1 - 2	B
Dim 1-10V/Push 110-240V	60.9208	1 - 2	B
Dim 1-10V	60.9845	1 - 3	B
Mains Dimming	60.9467	1 - 2	B
Mains Dimming	60.9692	1 - 3	B
Dim Casambi/Push	60.9716	1 - 2	B

* Vedi capitolo Drivers / Refer to the Drivers chapter

** Driver pass-through per il modello Fisso.

Per il driver nei modelli Push, è necessario la cassaforma. /

Driver pass-throught for Fixed model.

Register for service operation is required for Push model.

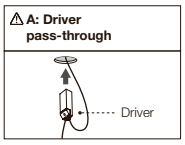

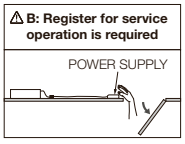

Optic Spot

2700K

05.2500.40
05.2500.14
05.2500.ER
05.2500.ES
05.2500.EQ

15° SPOT

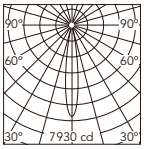

Luminous flux luminaire 675 lm

Beam Angle: 15°

h(m)	E(lx)	D(m)
1	7930	0.27
2	1982	0.54
3	881	0.81
4	496	1.08
5	317	1.35

3000K

05.2505.40
05.2505.14
05.2505.ER
05.2505.ES
05.2505.EQ

15° SPOT

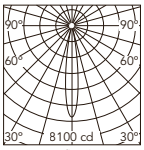

Luminous flux luminaire 690 lm

Beam Angle: 15°

h(m)	E(lx)	D(m)
1	8100	0.27
2	2025	0.54
3	900	0.81
4	506	1.08
5	324	1.35

4000K

05.2510.40
05.2510.14
05.2510.ER
05.2510.ES
05.2510.EQ

15° SPOT

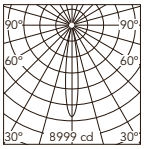

Luminous flux luminaire 766 lm

Beam Angle: 15°

h(m)	E(lx)	D(m)
1	8999	0.27
2	2250	0.54
3	1000	0.81
4	562	1.08
5	360	1.35

Internal Finish (I) · White

Optic Flood

2700K

05.2502.40
05.2502.14
05.2502.ER
05.2502.ES
05.2502.EQ

33° FLOOD

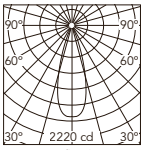

Luminous flux luminaire 678 lm

Beam Angle: 33°

h(m)	E(lx)	D(m)
1	2219	0.58
2	555	1.17
3	247	1.75
4	139	2.34
5	89	2.92

3000K

05.2507.40
05.2507.14
05.2507.ER
05.2507.ES
05.2507.EQ

33° FLOOD

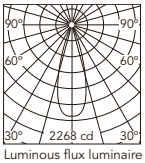

Luminous flux luminaire 692 lm

Beam Angle: 33°

h(m)	E(lx)	D(m)
1	2267	0.58
2	567	1.17
3	252	1.75
4	142	2.34
5	91	2.92

4000K

05.2512.40
05.2512.14
05.2512.ER
05.2512.ES
05.2512.EQ

33° FLOOD

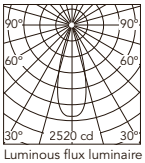

Luminous flux luminaire 769 lm

Beam Angle: 33°

h(m)	E(lx)	D(m)
1	2519	0.58
2	630	1.17
3	280	1.75
4	157	2.34
5	101	2.92

Internal Finish (I) · White

Optic Medium

2700K

05.2501.40
05.2501.14
05.2501.ER
05.2501.ES
05.2501.EQ

20° MEDIUM

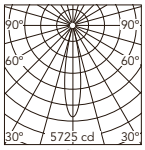

Luminous flux luminaire 671 lm

Beam Angle: 20°

h(m)	E(lx)	D(m)
1	5725	0.34
2	1431	0.69
3	636	1.03
4	358	1.38
5	229	1.72

3000K

05.2506.40
05.2506.14
05.2506.ER
05.2506.ES
05.2506.EQ

20° MEDIUM

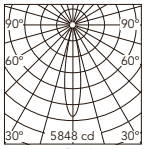

Luminous flux luminaire 685 lm

Beam Angle: 20°

h(m)	E(lx)	D(m)
1	5848	0.34
2	1462	0.69
3	650	1.03
4	365	1.38
5	234	1.72

4000K

05.2511.40
05.2511.14
05.2511.ER
05.2511.ES
05.2511.EQ

20° MEDIUM

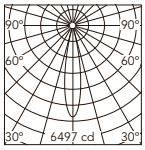

Luminous flux luminaire 761 lm

Beam Angle: 20°

h(m)	E(lx)	D(m)
1	6497	0.34
2	1624	0.69
3	722	1.03
4	406	1.38
5	260	1.72

Internal Finish (I) · White

NEW

Light Shadow PRO Ø45 Push

Light Source: LED Array DC 700 mA 8,5W - 756 lm - 2700K/CRI 90 / 8,5W - 799 lm - 3000K/CRI 90 / 8,5W - 866 lm - 4000K/CRI 90

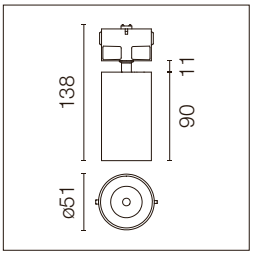

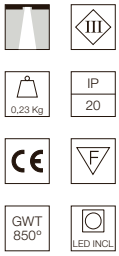

Lampada con doppia funzionalità: funziona come proiettore da incasso (incasso a filo del soffitto) o come proiettore (completamente regolabile). È possibile cambiarlo di posizione muovendolo facilmente con la mano.

Luminaire with 2x1 functionality: it can work as downlight (recessed, flush with ceiling) or as a projector (fully adjustable). The passage from one position to the other can be made by moving the product easily by hand.

R= Rifiniture posteriori
E= Finitura esterna
I= Finitura interna

R= Rear finish
E= External Finish
I= Internal Finish

Optic Spot 2700K

R E I

05.9500.40
05.9501.40
05.9502.40
05.9503.40

05.9505.40
05.9504.40
05.9506.40
05.9507.40

05.9505.14
05.9504.14
05.9506.14
05.9507.14

05.9504.ER
05.9507.ER

05.9504.ES
05.9508.ES

05.9504.EQ
05.9506.EQ

05.9504.TK
05.9506.TK

15°
SPOT

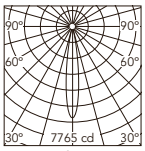

Luminous flux luminaire 661 lm

Internal Finish (I) · White

Beam Angle: 15°

h(m)	E(lx)	D(m)
1	7765	0.27
2	1941	0.54
3	863	0.81
4	485	1.08
5	311	1.35

Alimentazioni raccomandate / Recommended power supply*:

Non Dimmable 100-240V 12W	60.8529A
Non Dimmable 100-277V 31W	60.9387
Non Dimmable 220-240V 32W	60.9592
Non Dimmable 220-240V 42W	RF27370
Dim Dali 2 220-240V 38W	RF30699
Dim Dali 2 220-240V 20W	60.9713.0700
Dim 1-10V/Push 110-240V	60.9208
Dim 1-10V	60.9845
Mains Dimming	60.9467
Mains Dimming	60.9692
Dim Casambi/Push	60.9716

* Vedi capitolo Drivers / Refer to the Drivers chapter

Optic Spot 3000K

R E I

05.9530.40
05.9531.40
05.9532.40
05.9533.40

05.9535.40
05.9534.40
05.9536.40
05.9537.40

05.9535.14
05.9534.14
05.9536.14
05.9537.14

05.9534.ER
05.9537.ER

05.9534.ES
05.9538.ES

05.9534.EQ
05.9536.EQ

05.9534.TK
05.9536.TK

15°
SPOT

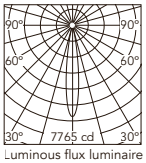

Luminous flux luminaire 661 lm

Internal Finish (I) · White

Beam Angle: 15°

h(m)	E(lx)	D(m)
1	7765	0.27
2	1941	0.54
3	863	0.81
4	485	1.08
5	311	1.35

Optic Spot 4000K

R E I

05.9560.40
05.9561.40
05.9562.40
05.9563.40

05.9565.40
05.9564.40
05.9566.40
05.9567.40

05.9565.14
05.9564.14
05.9566.14
05.9567.14

05.9564.ER
05.9567.ER

05.9564.ES
05.9568.ES

05.9564.EQ
05.9566.EQ

05.9564.TK
05.9566.TK

15°
SPOT

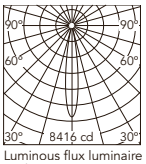

Luminous flux luminaire 716 lm

Internal Finish (I) · White

Beam Angle: 15°

h(m)	E(lx)	D(m)
1	8416	0.27
2	2104	0.54
3	935	0.81
4	526	1.08
5	337	1.35

LIGHT SHADOW PRO

NEW

Optic Medium 2700K

R E I

05.9510.40
05.9511.40
05.9512.40
05.9513.40

05.9515.40
05.9514.40
05.9516.40
05.9517.40

05.9515.14
05.9514.14
05.9516.14
05.9517.14

05.9514.ER
05.9517.ER

05.9514.ES
05.9518.ES

05.9514.EQ
05.9516.EQ

05.9514.TK
05.9516.TK

20°
MEDIUM

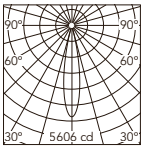

Luminous flux luminaire
657 lm
Internal Finish (I) · White

Beam Angle: 20°

h(m)	E(lx)	D(m)
1	5606	0.34
2	1401	0.69
3	623	1.03
4	350	1.38
5	224	1.72

Optic Medium 4000K

R E I

05.9570.40
05.9571.40
05.9572.40
05.9573.40

05.9575.40
05.9574.40
05.9576.40
05.9577.40

05.9575.14
05.9574.14
05.9576.14
05.9577.14

05.9574.ER
05.9577.ER

05.9574.ES
05.9578.ES

05.9574.EQ
05.9576.EQ

05.9574.TK
05.9576.TK

20°
MEDIUM

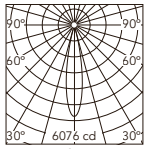

Luminous flux luminaire
712 lm
Internal Finish (I) · White

Beam Angle: 20°

h(m)	E(lx)	D(m)
1	6076	0.34
2	1519	0.69
3	675	1.03
4	380	1.38
5	243	1.72

Optic Medium 3000K

R E I

05.9540.40
05.9541.40
05.9542.40
05.9543.40

05.9545.40
05.9544.40
05.9546.40
05.9547.40

05.9545.14
05.9544.14
05.9546.14
05.9547.14

05.9544.ER
05.9547.ER

05.9544.ES
05.9548.ES

05.9544.EQ
05.9546.EQ

05.9544.TK
05.9546.TK

20°
MEDIUM

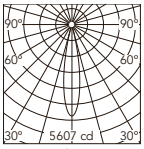

Luminous flux luminaire
657 lm
Internal Finish (I) · White

Beam Angle: 20°

h(m)	E(lx)	D(m)
1	5607	0.34
2	1402	0.69
3	623	1.03
4	350	1.38
5	224	1.72

Accessori / Accessories

Light Shadow PRO Ø45 Push

Pannello nido d'ape	Honeycomb		08.0793.00
Filtro bicromatico CCT	Dichroic CCT Filter		Increase 2700K >> 3125±75K 3000K >> 3600±75K 4000K >> 5100±75K 08.0794.00
			Decrease 2700K >> 2450±75K 3000K >> 2700±75K 4000K >> 3400±75K 08.0795.00

Disponibile solo in colore nero. Per altri colori, verificare la disponibilità. / Only available in black. For other colours, please ask.

NEW

Light Shadow PRO Ø45 Push

Light Source: LED Array DC 700 mA 8,5W - 756 lm - 2700K/CRI 90 / 8,5W - 799 lm - 3000K/CRI 90 / 8,5W - 866 lm - 4000K/CRI 90

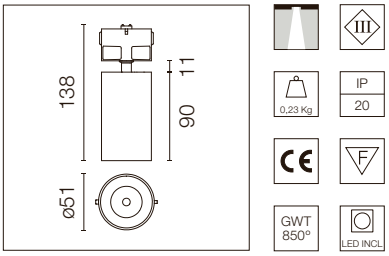

Lampada con doppia funzionalità: funziona come proiettore da incasso (incasso a filo del soffitto) o come proiettore (completamente regolabile). È possibile cambiarlo di posizione muovendolo facilmente con la mano.

Luminaire with 2x1 functionality: it can work as downlight (recessed, flush with ceiling) or as a projector (fully adjustable). The passage from one position to the other can be made by moving the product easily by hand.

R= Rifiniture posteriori
E= Finitura esterna
I= Finitura interna

R= Rear finish
E= External Finish
I= Internal Finish

Optic Flood 2700K

R E I

05.9520.40
05.9521.40
05.9522.40
05.9523.40

05.9525.40
05.9524.40
05.9526.40
05.9527.40

05.9525.14
05.9524.14
05.9526.14
05.9527.14

05.9524.ER
05.9527.ER

05.9524.ES
05.9528.ES

05.9524.EQ
05.9526.EQ

05.9524.TK
05.9526.TK

33°
FLOOD

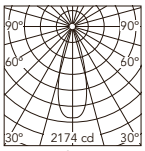

Luminous flux luminaire 663 lm

Internal Finish (I) · White

Beam Angle: 33°

h(m)	E(lx)	D(m)
1	2173	0.58
2	543	1.17
3	241	1.75
4	136	2.34
5	87	2.92

Alimentazioni raccomandate / Recommended power supply*:

Non Dimmable 100-240V 12W	60.8529A
Non Dimmable 100-277V 31W	60.9387
Non Dimmable 220-240V 32W	60.9592
Non Dimmable 220-240V 42W	RF27370
Dim Dali 2 220-240V 38W	RF30699
Dim Dali 2 220-240V 20W	60.9713.0700
Dim 1-10V/Push 110-240V	60.9208
Dim 1-10V	60.9845
Mains Dimming	60.9467
Mains Dimming	60.9692
Dim Casambi/Push	60.9716

* Vedi capitolo Drivers / Refer to the Drivers chapter

Optic Flood 3000K

R E I

05.9550.40
05.9551.40
05.9552.40
05.9553.40

05.9555.40
05.9554.40
05.9556.40
05.9557.40

05.9555.14
05.9554.14
05.9556.14
05.9557.14

05.9554.ER
05.9557.ER

05.9554.ES
05.9558.ES

05.9554.EQ
05.9556.EQ

05.9554.TK
05.9556.TK

33°
FLOOD

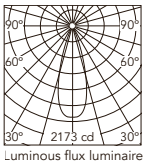

Luminous flux luminaire 663 lm

Internal Finish (I) · White

Beam Angle: 33°

h(m)	E(lx)	D(m)
1	2172	0.58
2	543	1.17
3	241	1.75
4	136	2.34
5	87	2.92

Optic Flood 4000K

R E I

05.9580.40
05.9581.40
05.9582.40
05.9583.40

05.9585.40
05.9584.40
05.9586.40
05.9587.40

05.9585.14
05.9584.14
05.9586.14
05.9587.14

05.9584.ER
05.9587.ER

05.9584.ES
05.9588.ES

05.9584.EQ
05.9586.EQ

05.9584.TK
05.9586.TK

33°
FLOOD

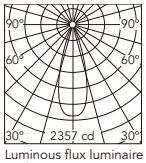

Luminous flux luminaire 719 lm

Internal Finish (I) · White

Beam Angle: 33°

h(m)	E(lx)	D(m)
1	2355	0.58
2	589	1.17
3	262	1.75
4	147	2.34
5	94	2.92

NEW

Accessori / Accessories

Light Shadow PRO Ø45 Push

Pannello nido d'ape	Honeycomb		08.0793.00
Filtro bicromatico CCT	Dichroic CCT Filter		Increase 2700K >> 3125±75K 3000K >> 3600±75K 4000K >> 5100±75K 08.0794.00
			Decrease 2700K >> 2450±75K 3000K >> 2700±75K 4000K >> 3400±75K 08.0795.00

Disponibile solo in colore nero. Per altri colori, verificare la disponibilità. / Only available in black. For other colours, please ask.

Light Shadow PRO Ø45 Surface

Light Source: LED Array DC 250 mA 8,8W - 800 lm - 2700K/CRI 90 / 8,8W - 845 lm - 3000K/CRI 90 / 8,8W - 915 lm - 4000K/CRI 90

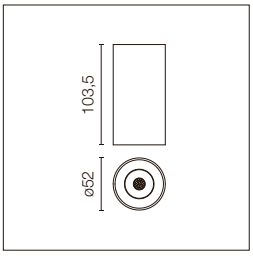

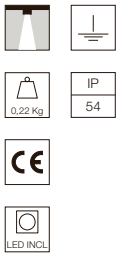

Lampada da installare in superficie. Fonte di alimentazione 220-240V integrata. Tenuta stagna IP54.

Luminaire for surface installation. Integrated 220-240 V power supply. IP54 watertightness.

E= Finitura esterna
I= Finitura interna

E= External Finish
I= Internal Finish

Optic Spot

E I

2700K

05.2700.40
05.2701.40
05.2702.40
05.2703.40

05.2700.14
05.2701.14
05.2702.14
05.2703.14

05.2701.ER
05.2703.ER

05.2701.ES
05.2704.ES

05.2701.EQ
05.2702.EQ

05.2701.TK
05.2702.TK

15°
SPOT

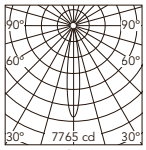

Luminous flux luminaire
661 lm (EXTREME CUT OFF)
Internal Finish (I) · White

Beam Angle: 15°

h(m)	E(lx)	D(m)
1	7765	0.27
2	1941	0.54
3	863	0.81
4	485	1.08
5	311	1.35

3000K

05.2720.40
05.2721.40
05.2722.40
05.2723.40

05.2720.14
05.2721.14
05.2722.14
05.2723.14

05.2721.ER
05.2723.ER

05.2721.ES
05.2724.ES

05.2721.EQ
05.2722.EQ

05.2721.TK
05.2722.TK

15°
SPOT

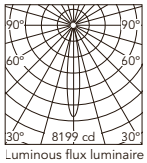

Luminous flux luminaire
698 lm (EXTREME CUT OFF)
Internal Finish (I) · White

Beam Angle: 15°

h(m)	E(lx)	D(m)
1	8199	0.27
2	2050	0.54
3	911	0.81
4	512	1.08
5	328	1.35

4000K

05.2740.40
05.2741.40
05.2742.40
05.2743.40

05.2740.14
05.2741.14
05.2742.14
05.2743.14

05.2741.ER
05.2743.ER

05.2741.ES
05.2744.ES

05.2741.EQ
05.2742.EQ

05.2741.TK
05.2742.TK

15°
SPOT

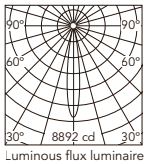

Luminous flux luminaire
757 lm (EXTREME CUT OFF)
Internal Finish (I) · White

Beam Angle: 15°

h(m)	E(lx)	D(m)
1	8892	0.27
2	2223	0.54
3	988	0.81
4	556	1.08
5	356	1.35

Optic Medium

E I

2700K

05.2705.40
05.2706.40
05.2707.40
05.2708.40

05.2705.14
05.2706.14
05.2707.14
05.2708.14

05.2706.ER
05.2708.ER

05.2706.ES
05.2709.ES

05.2706.EQ
05.2707.EQ

05.2706.TK
05.2707.TK

20°
MEDIUM

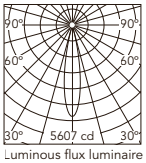

Luminous flux luminaire
657 lm (EXTREME CUT OFF)
Internal Finish (I) · White

Beam Angle: 20°

h(m)	E(lx)	D(m)
1	5607	0.34
2	1402	0.69
3	623	1.03
4	350	1.38
5	224	1.72

3000K

05.2725.40
05.2726.40
05.2727.40
05.2728.40

05.2725.14
05.2726.14
05.2727.14
05.2728.14

05.2726.ER
05.2728.ER

05.2726.ES
05.2729.ES

05.2726.EQ
05.2727.EQ

05.2726.TK
05.2727.TK

20°
MEDIUM

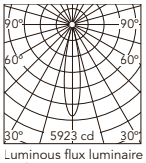

Luminous flux luminaire
694 lm (EXTREME CUT OFF)
Internal Finish (I) · White

Beam Angle: 20°

h(m)	E(lx)	D(m)
1	5923	0.34
2	1481	0.69
3	658	1.03
4	370	1.38
5	237	1.72

4000K

05.2745.40
05.2746.40
05.2747.40
05.2748.40

05.2745.14
05.2746.14
05.2747.14
05.2748.14

05.2746.ER
05.2748.ER

05.2746.ES
05.2749.ES

05.2746.EQ
05.2747.EQ

05.2746.TK
05.2747.TK

20°
MEDIUM

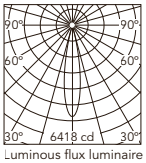

Luminous flux luminaire
752 lm (EXTREME CUT OFF)
Internal Finish (I) · White

Beam Angle: 20°

h(m)	E(lx)	D(m)
1	6418	0.34
2	1604	0.69
3	713	1.03
4	401	1.38
5	257	1.72

Optic Flood

E I

2700K

05.2710.40
05.2711.40
05.2712.40
05.2713.40

05.2710.14
05.2711.14
05.2712.14
05.2713.14

05.2711.ER
05.2713.ER

05.2711.ES
05.2714.ES

05.2711.EQ
05.2712.EQ

05.2711.TK
05.2712.TK

33°
FLOOD

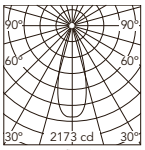

Luminous flux luminaire
663 lm (EXTREME CUT OFF)
Internal Finish (I) · White

Beam Angle: 33°

h(m)	E(lx)	D(m)
1	2172	0.58
2	543	1.17
3	241	1.75
4	136	2.34
5	87	2.92

3000K

05.2730.40
05.2731.40
05.2732.40
05.2733.40

05.2730.14
05.2731.14
05.2732.14
05.2733.14

05.2731.ER
05.2733.ER

05.2731.ES
05.2734.ES

05.2731.EQ
05.2732.EQ

05.2731.TK
05.2732.TK

33°
FLOOD

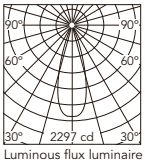

Luminous flux luminaire
701 lm (EXTREME CUT OFF)
Internal Finish (I) · White

Beam Angle: 33°

h(m)	E(lx)	D(m)
1	2296	0.58
2	574	1.17
3	255	1.75
4	144	2.34
5	92	2.92

4000K

05.2750.40
05.2751.40
05.2752.40
05.2753.40

05.2750.14
05.2751.14
05.2752.14
05.2753.14

05.2751.ER
05.2753.ER

05.2751.ES
05.2754.ES

05.2751.EQ
05.2752.EQ

05.2751.TK
05.2752.TK

33°
FLOOD

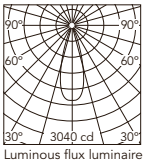

Luminous flux luminaire
760 lm (EXTREME CUT OFF)
Internal Finish (I) · White

Beam Angle: 33°

h(m)	E(lx)	D(m)
1	2490	0.58
2	622	1.17
3	277	1.75
4	156	2.34
5	100	2.92

Light Shadow PRO Ø60 Fixed

Light Source: LED Array DC Up to 400 mA 15W - 1402 lm - 2700K/CRI 90 / 15W - 1427 lm - 3000K/CRI 90 / 15W - 1577 lm - 4000K/CRI 90
LED Array DC 250 mA** 9.5W - 883 lm - 2700K/CRI 90 / 9.5W - 950 lm - 3000K/CRI 90 / 9.5W - 1009 lm - 4000K/CRI 90

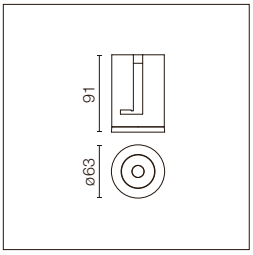

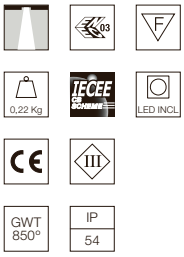

Modulo di illuminazione LED, a basso abbagliamento, da installare su cornici da incasso (non incluse), installazione con sistema a baionetta. Driver remoto non incluso.

**Selezionare l'impostazione 250 mA nel driver remoto in modo che corrisponda alla potenza della versione "Adjustable".

LED lighting module, with low glare, to be inserted in the recessed frames (not included), installation through a bayonet system with interchangeable spots. Remote driver not included.

**Please select 250 mA setting in the remote driver to match the power of the Adjustable version.

Alimentazioni raccomandate / Recommended power supply*:

	250mA	400mA
Non Dimmable 220-240V	RF31855	RF27370
Mains Dimming	60.9467	60.9467
Dim 1-10V 220-240V	60.9405	60.9439
Dim 0/1-10V/Push 110-240V	RF27961	RF27961
Dim Dali 2 220-240V	RF30699	RF30699
Dim Dali 2 110-240V	60.9222	60.9222
Dim Casambi	60.9874	60.9207

* Vedi capitolo Drivers / Refer to the Drivers chapter

Optic Spot

2700K

03.9950.40A
03.9950.14
03.9950.ER
03.9950.ES
03.9950.EQ

16° SPOT

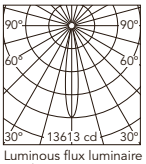

Luminous flux luminaire 1191 lm

Beam Angle: 16°

h(m)	E(lx)	D(m)
1	13613	0.27
2	3403	0.55
3	1513	0.82
4	850	1.09
5	544	1.36

3000K

03.9954.40A
03.9954.14
03.9954.ER
03.9954.ES
03.9954.EQ

16° SPOT

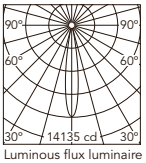

Luminous flux luminaire 1237 lm

Beam Angle: 16°

h(m)	E(lx)	D(m)
1	14135	0.27
2	3533	0.55
3	1571	0.82
4	883	1.09
5	565	1.36

4000K

03.9910.40A
03.9910.14
03.9910.ER
03.9910.ES
03.9910.EQ

16° SPOT

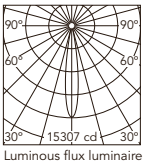

Luminous flux luminaire 1339 lm

Beam Angle: 16°

h(m)	E(lx)	D(m)
1	15307	0.27
2	3826	0.55
3	1701	0.82
4	956	1.09
5	612	1.36

Internal Finish (I) · White

Optic Medium

2700K

03.9951.40A
03.9951.14
03.9951.ER
03.9951.ES
03.9951.EQ

25° MEDIUM

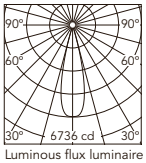

Luminous flux luminaire 1180 lm

Beam Angle: 25°

h(m)	E(lx)	D(m)
1	6736	0.45
2	1684	0.90
3	748	1.36
4	421	1.81
5	269	2.26

3000K

03.9955.40A
03.9955.14
03.9955.ER
03.9955.ES
03.9955.EQ

25° MEDIUM

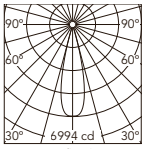

Luminous flux luminaire 1226 lm

Beam Angle: 25°

h(m)	E(lx)	D(m)
1	6994	0.45
2	1749	0.90
3	777	1.36
4	438	1.81
5	279	2.26

4000K

03.9911.40A
03.9911.14
03.9911.ER
03.9911.ES
03.9911.EQ

25° MEDIUM

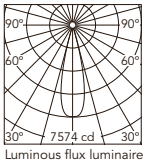

Luminous flux luminaire 1327 lm

Beam Angle: 25°

h(m)	E(lx)	D(m)
1	7574	0.45
2	1894	0.90
3	841	1.36
4	474	1.81
5	303	2.26

Internal Finish (I) · White

Optic Flood

2700K

03.9952.40A
03.9952.14
03.9952.ER
03.9952.ES
03.9952.EQ

34° FLOOD

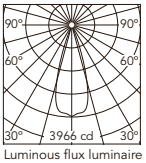

Luminous flux luminaire 1201 lm

Beam Angle: 34°

h(m)	E(lx)	D(m)
1	3966	0.61
2	992	1.22
3	441	1.83
4	247	2.44
5	158	3.05

3000K

03.9956.40A
03.9956.14
03.9956.ER
03.9956.ES
03.9956.EQ

34° FLOOD

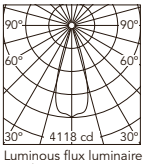

Luminous flux luminaire 1247 lm

Beam Angle: 34°

h(m)	E(lx)	D(m)
1	4118	0.61
2	1030	1.22
3	458	1.83
4	257	2.44
5	165	3.05

4000K

03.9912.40A
03.9912.14
03.9912.ER
03.9912.ES
03.9912.EQ

34° FLOOD

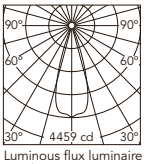

Luminous flux luminaire 1350 lm

Beam Angle: 34°

h(m)	E(lx)	D(m)
1	4459	0.61
2	1115	1.22
3	495	1.83
4	278	2.44
5	178	3.05

Internal Finish (I) · White

Optic Wide Flood

2700K

03.9953.40A
03.9953.14
03.9953.ER
03.9953.ES
03.9953.EQ

51° WIDE FLOOD

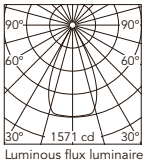

Luminous flux luminaire 1171 lm

Beam Angle: 51°

h(m)	E(lx)	D(m)
1	1571	0.95
2	393	1.89
3	174	2.84
4	98	3.79
5	63	4.74

3000K

03.9957.40A
03.9957.14
03.9957.ER
03.9957.ES
03.9957.EQ

51° WIDE FLOOD

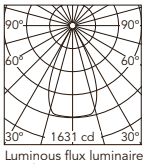

Luminous flux luminaire 1216 lm

Beam Angle: 51°

h(m)	E(lx)	D(m)
1	1631	0.95
2	408	1.89
3	181	2.84
4	102	3.79
5	66	4.74

4000K

03.9913.40A
03.9913.14
03.9913.ER
03.9913.ES
03.9913.EQ

51° WIDE FLOOD

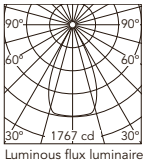

Luminous flux luminaire 1316 lm

Beam Angle: 51°

h(m)	E(lx)	D(m)
1	1767	0.95
2	442	1.89
3	196	2.84
4	111	3.79
5	71	4.74

Internal Finish (I) · White

*Confezione multipla disponibile (36 pezzi per scatola). Come ordinare: "Sostituire lo 0 iniziale con una M + riferimento". Esempio: 03.9950.40A - M3.9950.40A
*Multipack available (36 pcs per box). How to order: "Replace the initial 0 with an M + reference". Example: 03.9950.40A - M3.9950.40A

Light Shadow PRO Ø60 Adjustable

Light Source: LED Array DC 800 mA 10,5W - 888 lm - 2700K/CRI 90 / 10,5W - 923 lm - 3000K/CRI 90 / 10,5W - 963 lm - 4000K/CRI 90

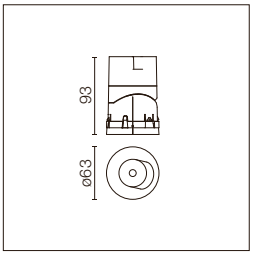

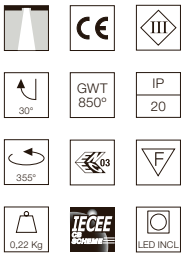

Modulo di illuminazione LED, a basso abbagliamento, da installare su cornici da incasso (non incluse), con spots intercambiabili. Driver remoto non incluso.

LED lighting module, with low glare, to be inserted in the recessed frames (not included), with interchangeable spots. Remote driver not included.

Alimentazioni raccomandate / Recommended power supply*:

Non Dimmable 220-240V	RF27370
Mains Dimming	60.9467
Dim 1-10V 220-240V	60.9439
Dim 0/1-10V/Push 110-240V	RF27961
Dim Dali 2 220-240V	RF30699
Dim Casambi	60.9207

* Vedi capitolo Drivers / Refer to the Drivers chapter

Optic Spot

2700K

03.9971.40B
03.9971.14A
03.9971.ERA
03.9971.ESA
03.9971.EQA

16° SPOT

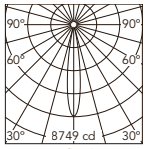

Luminous flux luminaire 722 lm

Beam Angle: 16°

h(m)	E(lx)	D(m)
1	8749	0.28
2	2187	0.55
3	972	0.83
4	547	1.11
5	350	1.39

3000K

03.9976.40B
03.9976.14A
03.9976.ERA
03.9976.ESA
03.9976.EQA

16° SPOT

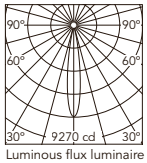

Luminous flux luminaire 765 lm

Beam Angle: 16°

h(m)	E(lx)	D(m)
1	9270	0.28
2	2317	0.55
3	1030	0.83
4	579	1.11
5	371	1.39

4000K

03.9931.40B
03.9931.14A
03.9931.ERA
03.9931.ESA
03.9931.EQA

16° SPOT

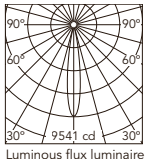

Luminous flux luminaire 787 lm

Beam Angle: 16°

h(m)	E(lx)	D(m)
1	9541	0.28
2	2385	0.55
3	1060	0.83
4	596	1.11
5	382	1.39

Internal Finish (I) · White

Optic Flood

2700K

03.9973.40B
03.9973.14A
03.9973.ERA
03.9973.ESA
03.9973.EQA

31° FLOOD



Luminous flux luminaire 738 lm

Beam Angle: 31°

h(m)	E(lx)	D(m)
1	2638	0.56
2	659	1.11
3	293	1.67
4	165	2.23
5	106	2.79

3000K

03.9978.40B
03.9978.14A
03.9978.ERA
03.9978.ESA
03.9978.EQA

31° FLOOD

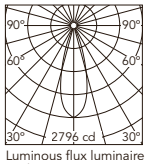

Luminous flux luminaire 782 lm

Beam Angle: 31°

h(m)	E(lx)	D(m)
1	2796	0.56
2	699	1.11
3	311	1.67
4	174	2.23
5	112	2.79

4000K

03.9933.40B
03.9933.14A
03.9933.ERA
03.9933.ESA
03.9933.EQA

31° FLOOD

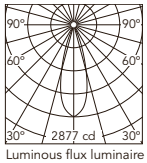

Luminous flux luminaire 805 lm

Beam Angle: 31°

h(m)	E(lx)	D(m)
1	2877	0.56
2	719	1.11
3	320	1.67
4	180	2.23
5	115	2.79

Internal Finish (I) · White

Optic Medium

2700K

03.9972.40B
03.9972.14A
03.9972.ERA
03.9972.ESA
03.9972.EQA

21° MEDIUM

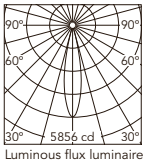

Luminous flux luminaire 728 lm

Beam Angle: 21°

h(m)	E(lx)	D(m)
1	5856	0.37
2	1464	0.73
3	651	1.10
4	366	1.47
5	234	1.83

3000K

03.9977.40B
03.9977.14A
03.9977.ERA
03.9977.ESA
03.9977.EQA

21° MEDIUM

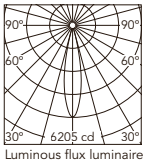

Luminous flux luminaire 771 lm

Beam Angle: 21°

h(m)	E(lx)	D(m)
1	6205	0.37
2	1552	0.73
3	689	1.10
4	388	1.47
5	248	1.83

4000K

03.9932.40B
03.9932.14A
03.9932.ERA
03.9932.ESA
03.9932.EQA

21° MEDIUM

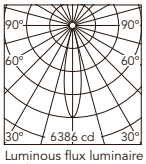

Luminous flux luminaire 794 lm

Beam Angle: 21°

h(m)	E(lx)	D(m)
1	6386	0.37
2	1597	0.73
3	710	1.10
4	399	1.47
5	256	1.83

Internal Finish (I) · White

*Confezione multipla disponibile (36 pezzi per scatola). Come ordinare: "Sostituire lo 0 iniziale con una M + riferimento". Esempio: 03.9971.40B - M3.9971.40B

*Multipack available (36 pcs per box). How to order: "Replace the initial 0 with an M + reference". Example: 03.9971.40B - M3.9971.40B

Light Shadow PRO Ø60 Surface

Light Source: LED Array DC Up to 300 mA 15W - 1185 lm - 2700K/CRI 90 / 15W - 1275 lm - 3000K/CRI 90 / 15W - 1355 lm - 4000K/CRI 90

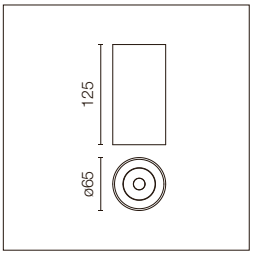

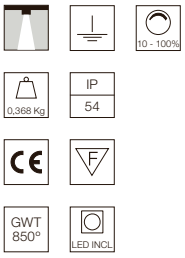

Lampada da installazione in superficie. Fonte di alimentazione 220-240V integrata. Per le versioni regolabili, consultare i dimmers raccomandati. Tenuta stagna IP54.

Luminaire for surface installation. Integrated 220-240 V power supply. For dimmable versions, please refer to the recommended dimmers. IP54 watertightness.

E= Finitura esterna
I= Finitura interna

E= External Finish
I= Internal Finish

Non Dimmable

E I

Optic Spot - 2700K

05.2600.40
05.2601.40
05.2602.40
05.2603.40

05.2600.14
05.2601.14
05.2602.14
05.2603.14

05.2601.ER
05.2603.ER

05.2601.ES
05.2604.ES

05.2601.EQ
05.2602.EQ

05.2601.TK
05.2602.TK

16°
SPOT

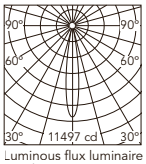

Luminous flux luminaire
1006 lm
Internal Finish (I) · White

Beam Angle: 16°

h(m)	E(lx)	D(m)
1	11497	0.27
2	2874	0.55
3	1277	0.82
4	719	1.09
5	460	1.36

Optic Spot - 3000K

05.2620.40
05.2621.40
05.2622.40
05.2623.40

05.2620.14
05.2621.14
05.2622.14
05.2623.14

05.2621.ER
05.2623.ER

05.2621.ES
05.2624.ES

05.2621.EQ
05.2622.EQ

05.2621.TK
05.2622.TK

16°
SPOT

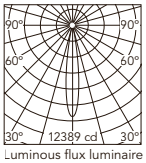

Luminous flux luminaire
1084 lm
Internal Finish (I) · White

Beam Angle: 16°

h(m)	E(lx)	D(m)
1	12389	0.27
2	3097	0.55
3	1377	0.82
4	774	1.09
5	496	1.36

Optic Spot - 4000K

05.2640.40
05.2641.40
05.2642.40
05.2643.40

05.2640.14
05.2641.14
05.2642.14
05.2643.14

05.2641.ER
05.2643.ER

05.2641.ES
05.2644.ES

05.2641.EQ
05.2642.EQ

05.2641.TK
05.2642.TK

16°
SPOT

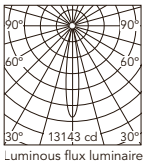

Luminous flux luminaire
1150 lm
Internal Finish (I) · White

Beam Angle: 16°

h(m)	E(lx)	D(m)
1	13143	0.27
2	3286	0.55
3	1460	0.82
4	821	1.09
5	526	1.36

Mains Dimming

E I

Optic Spot -2700K

05.2600.40.NI
05.2601.40.NI
05.2602.40.NI
05.2603.40.NI

05.2600.14.NI
05.2601.14.NI
05.2602.14.NI
05.2603.14.NI

05.2601.ER.NI
05.2603.ER.NI

05.2601.ES.NI
05.2604.ES.NI

05.2601.EQ.NI
05.2602.EQ.NI

05.2601.TK.NI
05.2602.TK.NI

16°
SPOT

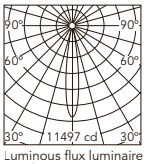

Luminous flux luminaire
1006 lm
Internal Finish (I) · White

Beam Angle: 16°

h(m)	E(lx)	D(m)
1	11497	0.27
2	2874	0.55
3	1277	0.82
4	719	1.09
5	460	1.36

Optic Spot - 3000K

05.2620.40.NI
05.2621.40.NI
05.2622.40.NI
05.2623.40.NI

05.2620.14.NI
05.2621.14.NI
05.2622.14.NI
05.2623.14.NI

05.2621.ER.NI
05.2623.ER.NI

05.2621.ES.NI
05.2624.ES.NI

05.2621.EQ.NI
05.2622.EQ.NI

05.2621.TK.NI
05.2622.TK.NI

16°
SPOT

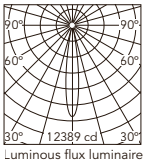

Luminous flux luminaire
1084 lm
Internal Finish (I) · White

Beam Angle: 16°

h(m)	E(lx)	D(m)
1	12389	0.27
2	3097	0.55
3	1377	0.82
4	774	1.09
5	496	1.36

Optic Spot - 4000K

05.2640.40.NI
05.2641.40.NI
05.2642.40.NI
05.2643.40.NI

05.2640.14.NI
05.2641.14.NI
05.2642.14.NI
05.2643.14.NI

05.2641.ER.NI
05.2643.ER.NI

05.2641.ES.NI
05.2644.ES.NI

05.2641.EQ.NI
05.2642.EQ.NI

05.2641.TK.NI
05.2642.TK.NI

16°
SPOT

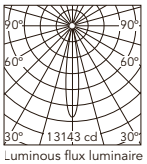

Luminous flux luminaire
1150 lm
Internal Finish (I) · White

Beam Angle: 16°

h(m)	E(lx)	D(m)
1	13143	0.27
2	3286	0.55
3	1460	0.82
4	821	1.09
5	526	1.36

Non Dimmable

Optic Medium - 2700K

E I

05.2605.40
05.2606.40
05.2607.40
05.2608.40

05.2605.14
05.2606.14
05.2607.14
05.2608.14

05.2606.ER
05.2608.ER

05.2606.ES
05.2609.ES

05.2606.EQ
05.2607.EQ

05.2606.TK
05.2607.TK

25°
MEDIUM

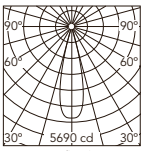

Luminous flux luminaire
997 lm
Internal Finish (I) · White

Beam Angle: 25°

h(m)	E(lx)	D(m)
1	5690	0.45
2	1422	0.90
3	632	1.36
4	356	1.81
5	228	2.26

Optic Medium - 3000K

05.2625.40
05.2626.40
05.2627.40
05.2628.40

05.2625.14
05.2626.14
05.2627.14
05.2628.14

05.2626.ER
05.2628.ER

05.2626.ES
05.2629.ES

05.2626.EQ
05.2627.EQ

05.2626.TK
05.2627.TK

25°
MEDIUM

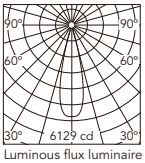

Luminous flux luminaire
1074 lm
Internal Finish (I) · White

Beam Angle: 25°

h(m)	E(lx)	D(m)
1	6129	0.45
2	1532	0.90
3	681	1.36
4	383	1.81
5	245	2.26

Optic Medium - 4000K

05.2645.40
05.2646.40
05.2647.40
05.2648.40

05.2645.14
05.2646.14
05.2647.14
05.2648.14

05.2646.ER
05.2648.ER

05.2646.ES
05.2649.ES

05.2646.EQ
05.2647.EQ

05.2646.TK
05.2647.TK

25°
MEDIUM

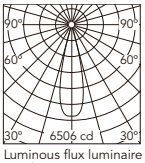

Luminous flux luminaire
1140 lm
Internal Finish (I) · White

Beam Angle: 25°

h(m)	E(lx)	D(m)
1	6506	0.45
2	1626	0.90
3	723	1.36
4	407	1.81
5	260	2.26

Mains Dimming

Optic Medium - 2700K

E I

05.2605.40.NI
05.2606.40.NI
05.2607.40.NI
05.2608.40.NI

05.2605.14.NI
05.2606.14.NI
05.2607.14.NI
05.2608.14.NI

05.2606.ER.NI
05.2608.ER.NI

05.2606.ES.NI
05.2609.ES.NI

05.2606.EQ.NI
05.2607.EQ.NI

05.2606.TK.NI
05.2607.TK.NI

25°
MEDIUM

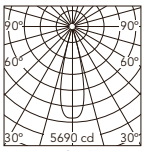

Luminous flux luminaire
997 lm
Internal Finish (I) · White

Beam Angle: 25°

h(m)	E(lx)	D(m)
1	5690	0.45
2	1422	0.90
3	632	1.36
4	356	1.81
5	228	2.26

Optic Medium - 3000K

05.2625.40.NI
05.2626.40.NI
05.2627.40.NI
05.2628.40.NI

05.2625.14.NI
05.2626.14.NI
05.2627.14.NI
05.2628.14.NI

05.2626.ER.NI
05.2628.ER.NI

05.2626.ES.NI
05.2629.ES.NI

05.2626.EQ.NI
05.2627.EQ.NI

05.2626.TK.NI
05.2627.TK.NI

25°
MEDIUM

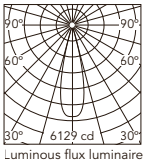

Luminous flux luminaire
1074 lm
Internal Finish (I) · White

Beam Angle: 25°

h(m)	E(lx)	D(m)
1	6129	0.45
2	1532	0.90
3	681	1.36
4	383	1.81
5	245	2.26

Optic Medium - 4000K

05.2645.40.NI
05.2646.40.NI
05.2647.40.NI
05.2648.40.NI

05.2645.14.NI
05.2646.14.NI
05.2647.14.NI
05.2648.14.NI

05.2646.ER.NI
05.2648.ER.NI

05.2646.ES.NI
05.2649.ES.NI

05.2646.EQ.NI
05.2647.EQ.NI

05.2646.TK.NI
05.2647.TK.NI

25°
MEDIUM

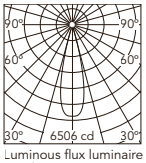

Luminous flux luminaire
1140 lm
Internal Finish (I) · White

Beam Angle: 25°

h(m)	E(lx)	D(m)
1	6506	0.45
2	1626	0.90
3	723	1.36
4	407	1.81
5	260	2.26

Light Shadow PRO Ø60 Surface

Light Source: LED Array DC Up to 300 mA 15W - 1185 lm - 2700K/CRI 90 / 15W - 1275 lm - 3000K/CRI 90 / 15W - 1355 lm - 4000K/CRI 90

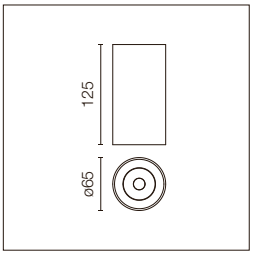

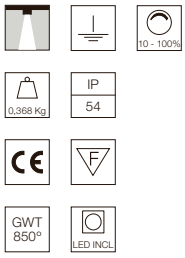

Lampada da installazione in superficie. Fonte di alimentazione 220-240V integrata. Per le versioni regolabili, consultare i dimmers raccomandati. Tenuta stagna IP54.

Luminaire for surface installation. Integrated 220-240 V power supply. For dimmable versions, please refer to the recommended dimmers. IP54 watertightness.

E= Finitura esterna
I= Finitura interna

E= External Finish
I= Internal Finish

Non Dimmable

E I

Optic Flood - 2700K

05.2610.40
05.2611.40
05.2612.40
05.2613.40

05.2610.14
05.2611.14
05.2612.14
05.2613.14

05.2611.ER
05.2613.ER

05.2611.ES
05.2614.ES

05.2611.EQ
05.2612.EQ

05.2611.TK
05.2612.TK

34°
FLOOD

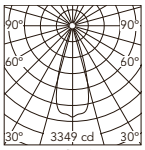

Luminous flux luminaire
1014 lm
Internal Finish (I) · White

Beam Angle: 34°

h(m)	E(lx)	D(m)
1	3349	0.61
2	837	1.22
3	372	1.83
4	209	2.44
5	134	3.05

Optic Flood - 3000K

05.2630.40
05.2631.40
05.2632.40
05.2633.40

05.2630.14
05.2631.14
05.2632.14
05.2633.14

05.2631.ER
05.2633.ER

05.2631.ES
05.2634.ES

05.2631.EQ
05.2632.EQ

05.2631.TK
05.2632.TK

34°
FLOOD

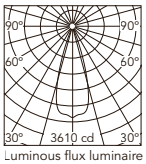

Luminous flux luminaire
1093 lm
Internal Finish (I) · White

Beam Angle: 34°

h(m)	E(lx)	D(m)
1	3610	0.61
2	903	1.22
3	401	1.83
4	226	2.44
5	144	3.05

Optic Flood - 4000K

05.2650.40
05.2651.40
05.2652.40
05.2653.40

05.2650.14
05.2651.14
05.2652.14
05.2653.14

05.2651.ER
05.2653.ER

05.2651.ES
05.2654.ES

05.2651.EQ
05.2652.EQ

05.2651.TK
05.2652.TK

34°
FLOOD

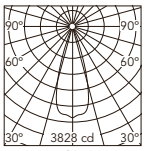

Luminous flux luminaire
1159 lm
Internal Finish (I) · White

Beam Angle: 34°

h(m)	E(lx)	D(m)
1	3828	0.61
2	957	1.22
3	425	1.83
4	239	2.44
5	153	3.05

Mains Dimming

E I

Optic Flood - 2700K

05.2610.40.NI
05.2611.40.NI
05.2612.40.NI
05.2613.40.NI

05.2610.14.NI
05.2611.14.NI
05.2612.14.NI
05.2613.14.NI

05.2611.ER.NI
05.2613.ER.NI

05.2611.ES.NI
05.2614.ES.NI

05.2611.EQ.NI
05.2612.EQ.NI

05.2611.TK.NI
05.2612.TK.NI

34°
FLOOD

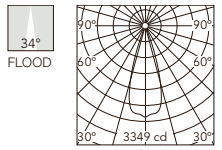

Luminous flux luminaire
1014 lm
Internal Finish (I) · White

Beam Angle: 34°

h(m)	E(lx)	D(m)
1	3349	0.61
2	837	1.22
3	372	1.83
4	209	2.44
5	134	3.05

Optic Flood - 3000K

05.2630.40.NI
05.2631.40.NI
05.2632.40.NI
05.2633.40.NI

05.2630.14.NI
05.2631.14.NI
05.2632.14.NI
05.2633.14.NI

05.2631.ER.NI
05.2633.ER.NI

05.2631.ES.NI
05.2634.ES.NI

05.2631.EQ.NI
05.2632.EQ.NI

05.2631.TK.NI
05.2632.TK.NI

34°
FLOOD

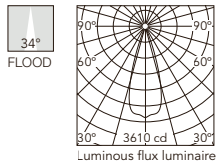

Luminous flux luminaire
1093 lm
Internal Finish (I) · White

Beam Angle: 34°

h(m)	E(lx)	D(m)
1	3610	0.61
2	903	1.22
3	401	1.83
4	226	2.44
5	144	3.05

Optic Flood - 4000K

05.2650.40.NI
05.2651.40.NI
05.2652.40.NI
05.2653.40.NI

05.2650.14.NI
05.2651.14.NI
05.2652.14.NI
05.2653.14.NI

05.2651.ER.NI
05.2653.ER.NI

05.2651.ES.NI
05.2654.ES.NI

05.2651.EQ.NI
05.2652.EQ.NI

05.2651.TK.NI
05.2652.TK.NI

34°
FLOOD

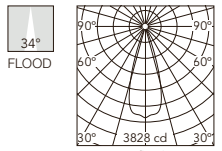

Luminous flux luminaire
1159 lm
Internal Finish (I) · White

Beam Angle: 34°

h(m)	E(lx)	D(m)
1	3828	0.61
2	957	1.22
3	425	1.83
4	239	2.44
5	153	3.05

Non Dimmable

Optic Wide Flood - 2700K

E I

05.2615.40
05.2616.40
05.2617.40
05.2618.40

05.2615.14
05.2616.14
05.2617.14
05.2618.14

05.2616.ER
05.2618.ER

05.2616.ES
05.2619.ES

05.2616.EQ
05.2617.EQ

05.2616.TK
05.2617.TK

51°
WIDE FLOOD

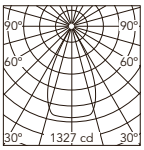

Luminous flux luminaire
989 lm
Internal Finish (I) · White

Beam Angle: 51°

h(m)	E(lx)	D(m)
1	1327	0.95
2	332	1.89
3	147	2.84
4	83	3.79
5	53	4.74

Optic Wide Flood - 3000K

05.2635.40
05.2636.40
05.2637.40
05.2638.40

05.2635.14
05.2636.14
05.2637.14
05.2638.14

05.2636.ER
05.2638.ER

05.2636.ES
05.2639.ES

05.2636.EQ
05.2637.EQ

05.2636.TK
05.2637.TK

51°
WIDE FLOOD

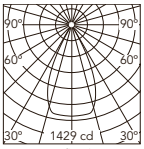

Luminous flux luminaire
1065 lm
Internal Finish (I) · White

Beam Angle: 51°

h(m)	E(lx)	D(m)
1	1429	0.95
2	357	1.89
3	159	2.84
4	89	3.79
5	57	4.74

Optic Wide Flood - 4000K

05.2655.40
05.2656.40
05.2657.40
05.2658.40

05.2655.14
05.2656.14
05.2657.14
05.2658.14

05.2656.ER
05.2658.ER

05.2656.ES
05.2659.ES

05.2656.EQ
05.2657.EQ

05.2656.TK
05.2657.TK

51°
WIDE FLOOD

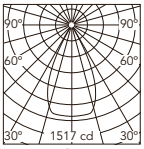

Luminous flux luminaire
1130 lm
Internal Finish (I) · White

Beam Angle: 51°

h(m)	E(lx)	D(m)
1	1517	0.95
2	379	1.89
3	169	2.84
4	95	3.79
5	61	4.74

Mains Dimming

Optic Wide Flood - 2700K

E I

05.2615.40.NI
05.2616.40.NI
05.2617.40.NI
05.2618.40.NI

05.2615.14.NI
05.2616.14.NI
05.2617.14.NI
05.2618.14.NI

05.2616.ER.NI
05.2618.ER.NI

05.2616.ES.NI
05.2619.ES.NI

05.2616.EQ.NI
05.2617.EQ.NI

05.2616.TK.NI
05.2617.TK.NI

51°
WIDE FLOOD

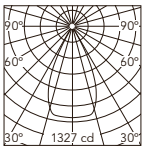

Luminous flux luminaire
989 lm
Internal Finish (I) · White

Beam Angle: 51°

h(m)	E(lx)	D(m)
1	1327	0.95
2	332	1.89
3	147	2.84
4	83	3.79
5	53	4.74

Optic Wide Flood - 3000K

05.2635.40.NI
05.2636.40.NI
05.2637.40.NI
05.2638.40.NI

05.2635.14.NI
05.2636.14.NI
05.2637.14.NI
05.2638.14.NI

05.2636.ER.NI
05.2638.ER.NI

05.2636.ES.NI
05.2639.ES.NI

05.2636.EQ.NI
05.2637.EQ.NI

05.2636.TK.NI
05.2637.TK.NI

51°
WIDE FLOOD

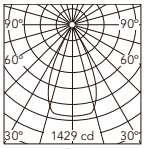

Luminous flux luminaire
1065 lm
Internal Finish (I) · White

Beam Angle: 51°

h(m)	E(lx)	D(m)
1	1429	0.95
2	357	1.89
3	159	2.84
4	89	3.79
5	57	4.74

Optic Wide Flood - 4000K

05.2655.40.NI
05.2656.40.NI
05.2657.40.NI
05.2658.40.NI

05.2655.14.NI
05.2656.14.NI
05.2657.14.NI
05.2658.14.NI

05.2656.ER.NI
05.2658.ER.NI

05.2656.ES.NI
05.2659.ES.NI

05.2656.EQ.NI
05.2657.EQ.NI

05.2656.TK.NI
05.2657.TK.NI

51°
WIDE FLOOD

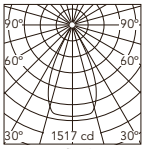

Luminous flux luminaire
1130 lm
Internal Finish (I) · White

Beam Angle: 51°

h(m)	E(lx)	D(m)
1	1517	0.95
2	379	1.89
3	169	2.84
4	95	3.79
5	61	4.74

Light Shadow PRO Ø90 Fixed

Light Source: Super Spot: LED Array DC 500 mA 18W - 1636 lm - 2700K/CRI 90 / 18W - 1723 lm - 3000K/CRI 90 / 18W - 1815 lm - 4000K/CRI 90
S/M/F/WF: LED Array DC 600 mA 22W - 2191 lm - 2700K/CRI 90 / 22W - 2339 lm - 3000K/CRI 90 / 22W - 2457 lm - 4000K/CRI 90
S/M/F/WF: LED Array DC 500 mA** 18W - 1803 lm - 2700K/CRI 90 / 18W - 1921 lm - 3000K/CRI 90 / 18W - 2057 lm - 4000K/CRI 90

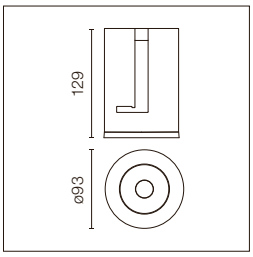

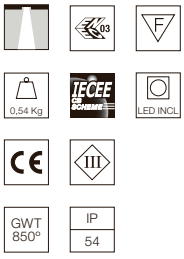

Modulo di illuminazione LED, a basso abbagliamento, da installare su cornici da incasso (non incluse), installazione con sistema a baionetta. Driver remoto non incluso.

**Selezionare l'impostazione 500 mA nel driver remoto in modo che corrisponda alla potenza della versione "Adjustable".

LED lighting module, with low glare, to be inserted in the recessed frames (not included), installation through a bayonet system with interchangeable spots. Remote driver not included.

**Please select 500 mA setting in the remote driver to match the power of the Adjustable version.

Alimentazioni raccomandate / Recommended power supply*:

	500mA	600mA
Non Dimmable 220-240V	RF27370	RF27370
Non Dimmable 110-240V	60.9387	60.9387
Mains Dimming	60.9467	60.9692
Dim 1-10V 220-240V	60.9439	60.9439
Dim 0/1-10V/Push 110-240V	RF27961	RF21466
Dim Dali 2 220-240V	RF30699	RF30699
Dim Casambi	60.9207	60.9207

* Vedi capitolo Drivers / Refer to the Drivers chapter

Optic Super Spot

2700K

03.9968.40A
03.9968.14
03.9968.ER
03.9968.ES
03.9968.EQ

10° SUPER SPOT

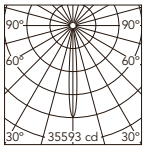

Luminous flux luminaire 1300 lm

Beam Angle: 10°

h(m)	E(lx)	D(m)
1	35593	0.17
2	8898	0.34
3	3955	0.51
4	2225	0.67
5	1424	0.84

3000K

03.9969.40A
03.9969.14
03.9969.ER
03.9969.ES
03.9969.EQ

10° SUPER SPOT

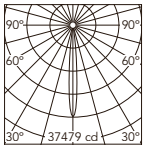

Luminous flux luminaire 1368 lm

Beam Angle: 10°

h(m)	E(lx)	D(m)
1	37479	0.17
2	9370	0.34
3	4164	0.51
4	2342	0.67
5	1499	0.84

4000K

03.9924.40A
03.9924.14
03.9924.ER
03.9924.ES
03.9924.EQ

10° SUPER SPOT

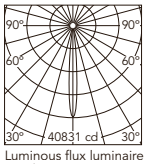

Luminous flux luminaire 1491 lm

Beam Angle: 10°

h(m)	E(lx)	D(m)
1	40831	0.17
2	10208	0.34
3	4537	0.51
4	2552	0.67
5	1633	0.84

Internal Finish (I) · White

Optic Spot

2700K

03.9960.40A
03.9960.14
03.9960.ER
03.9960.ES
03.9960.EQ

14° SPOT

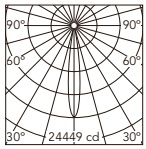

Luminous flux luminaire 1786 lm

Beam Angle: 14°

h(m)	E(lx)	D(m)
1	24449	0.25
2	6112	0.50
3	2717	0.75
4	1528	1.00
5	978	1.25

3000K

03.9964.40A
03.9964.14
03.9964.ER
03.9964.ES
03.9964.EQ

14° SPOT

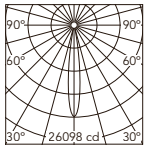

Luminous flux luminaire 1906 lm

Beam Angle: 14°

h(m)	E(lx)	D(m)
1	26098	0.25
2	6524	0.50
3	2900	0.75
4	1631	1.00
5	1044	1.25

4000K

03.9920.40A
03.9920.14
03.9920.ER
03.9920.ES
03.9920.EQ

14° SPOT

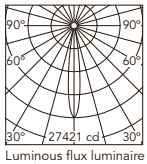

Luminous flux luminaire 2003 lm

Beam Angle: 14°

h(m)	E(lx)	D(m)
1	27421	0.25
2	6855	0.50
3	3047	0.75
4	1714	1.00
5	1097	1.25

Internal Finish (I) · White

Optic Medium

2700K

03.9961.40A
03.9961.14
03.9961.ER
03.9961.ES
03.9961.EQ

27° MEDIUM

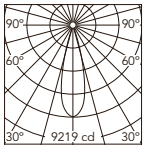

Luminous flux luminaire 1814 lm

Beam Angle: 27°

h(m)	E(lx)	D(m)
1	9219	0.48
2	2305	0.95
3	1024	1.43
4	576	1.90
5	369	2.38

3000K

03.9965.40A
03.9965.14
03.9965.ER
03.9965.ES
03.9965.EQ

27° MEDIUM

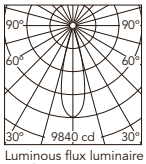

Luminous flux luminaire 1936 lm

Beam Angle: 27°

h(m)	E(lx)	D(m)
1	9840	0.48
2	2460	0.95
3	1093	1.43
4	615	1.90
5	394	2.38

4000K

03.9921.40A
03.9921.14
03.9921.ER
03.9921.ES
03.9921.EQ

27° MEDIUM

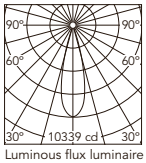

Luminous flux luminaire 2034 lm

Beam Angle: 27°

h(m)	E(lx)	D(m)
1	10339	0.48
2	2585	0.95
3	1149	1.43
4	646	1.90
5	414	2.38

Internal Finish (I) · White

Optic Flood

2700K

03.9962.40A
03.9962.14
03.9962.ER
03.9962.ES
03.9962.EQ

39° FLOOD

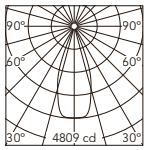

Luminous flux luminaire 1760 lm

Beam Angle: 39°

h(m)	E(lx)	D(m)
1	4809	0.71
2	1202	1.42
3	534	2.13
4	301	2.85
5	192	3.56

3000K

03.9966.40A
03.9966.14
03.9966.ER
03.9966.ES
03.9966.EQ

39° FLOOD

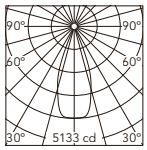

Luminous flux luminaire 1878 lm

Beam Angle: 39°

h(m)	E(lx)	D(m)
1	5133	0.71
2	1283	1.42
3	570	2.13
4	321	2.85
5	205	3.56

4000K

03.9922.40A
03.9922.14
03.9922.ER
03.9922.ES
03.9922.EQ

39° FLOOD

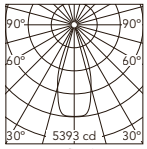

Luminous flux luminaire 1974 lm

Beam Angle: 39°

h(m)	E(lx)	D(m)
1	5393	0.71
2	1348	1.42
3	599	2.13
4	337	2.85
5	216	3.56

Internal Finish (I) · White

Optic Wide Flood

2700K

03.9963.40A
03.9963.14
03.9963.ER
03.9963.ES
03.9963.EQ

WIDE FLOOD

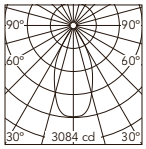

Luminous flux luminaire
1872 lm

Beam Angle: 48°

h(m)	E(lx)	D(m)
1	3084	0.89
2	771	1.79
3	343	2.68
4	193	3.58
5	123	4.47

3000K

03.9967.40A
03.9967.14
03.9967.ER
03.9967.ES
03.9967.EQ

WIDE FLOOD

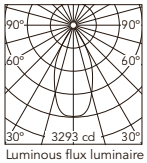

Luminous flux luminaire
1999 lm

Beam Angle: 48°

h(m)	E(lx)	D(m)
1	3293	0.89
2	823	1.79
3	366	2.68
4	206	3.58
5	132	4.47

4000K

03.9923.40A
03.9923.14
03.9923.ER
03.9923.ES
03.9923.EQ

WIDE FLOOD

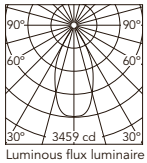

Luminous flux luminaire
2100 lm

Beam Angle: 48°

h(m)	E(lx)	D(m)
1	3459	0.89
2	865	1.79
3	384	2.68
4	216	3.58
5	138	4.47

Internal Finish (I) · White

*Confezione multipla disponibile (24 pezzi per scatola). Come ordinare: “Sostituire lo 0 iniziale con una M + riferimento”. Esempio: 03.9968.40A - M3.9968.40A
*Multipack available (24 pcs per box). How to order: “Replace the initial 0 with an M + reference”. Example: 03.9968.40A - M3.9968.40A

Light Shadow PRO Ø90 Adjustable

Light Source: Super Spot: LED Array DC 800 mA 10W - 870 lm - 2700K/CRI 90 / 10W - 914 lm - 3000K/CRI 90 / 10W - 949 lm - 4000K/CRI 90
S/M/F: LED Array DC 500 mA 18W - 1637 lm - 2700K/CRI 90 / 18W - 1722 lm - 3000K/CRI 90 / 18W - 1877 lm - 4000K/CRI 90

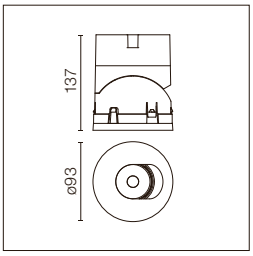

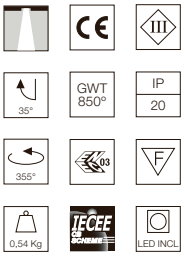

Modulo di illuminazione LED, a basso abbagliamento, da installare su cornici da incasso (non incluse), con spots intercambiabili. Driver remoto non incluso.

LED lighting module, with low glare, to be inserted in the recessed frames (not included), with interchangeable spots. Remote driver not included.

Alimentazioni raccomandate / Recommended power supply*:

	500mA 18W	800mA 10W
Non Dimmable 220-240V	RF27370	RF27370
Mains Dimming	60.9467	60.9467
Dim 1-10V 220-240V	60.9439	60.9439
Dim 0/1-10V/Push 110-240V	RF27961	RF27961
Dim Dali 2 220-240V	RF30699	RF30699
Dim Dali 2 110-240V	60.9222	
Dim Casambi	60.9207	60.9207

* Vedi capitolo Drivers / Refer to the Drivers chapter

Optic Super Spot

2700K

03.9980.40A
03.9980.14
03.9980.ER
03.9980.ES
03.9980.EQ

9° SUPER SPOT

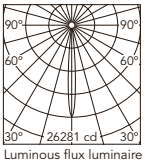

Luminous flux luminaire 770 lm

Beam Angle: 9°

h(m)	E(lx)	D(m)
1	26281	0.16
2	6570	0.31
3	2920	0.47
4	1643	0.62
5	1051	0.78

3000K

03.9985.40A
03.9985.14
03.9985.ER
03.9985.ES
03.9985.EQ

9° SUPER SPOT

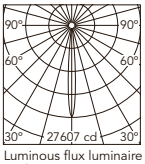

Luminous flux luminaire 808 lm

Beam Angle: 9°

h(m)	E(lx)	D(m)
1	27607	0.16
2	6902	0.31
3	3067	0.47
4	1725	0.62
5	1104	0.78

4000K

03.9940.40A
03.9940.14
03.9940.ER
03.9940.ES
03.9940.EQ

9° SUPER SPOT

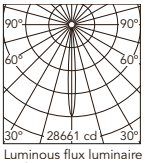

Luminous flux luminaire 839 lm

Beam Angle: 9°

h(m)	E(lx)	D(m)
1	28661	0.16
2	7165	0.31
3	3185	0.47
4	1791	0.62
5	1146	0.78

Internal Finish (I) · White

Optic Spot

2700K

03.9981.40A
03.9981.14
03.9981.ER
03.9981.ES
03.9981.EQ

16° SPOT

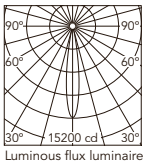

Luminous flux luminaire 1327 lm

Beam Angle: 16°

h(m)	E(lx)	D(m)
1	15200	0.27
2	3800	0.54
3	1689	0.82
4	950	1.09
5	608	1.36

3000K

03.9986.40A
03.9986.14
03.9986.ER
03.9986.ES
03.9986.EQ

16° SPOT

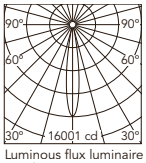

Luminous flux luminaire 1397 lm

Beam Angle: 16°

h(m)	E(lx)	D(m)
1	16001	0.27
2	4000	0.54
3	1778	0.82
4	1000	1.09
5	640	1.36

4000K

03.9941.40A
03.9941.14
03.9941.ER
03.9941.ES
03.9941.EQ

16° SPOT

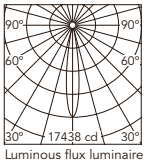

Luminous flux luminaire 1522 lm

Beam Angle: 16°

h(m)	E(lx)	D(m)
1	17438	0.27
2	4359	0.54
3	1938	0.82
4	1090	1.09
5	698	1.36

Internal Finish (I) · White

Optic Medium

2700K

03.9982.40A
03.9982.14
03.9982.ER
03.9982.ES
03.9982.EQ

24° MEDIUM

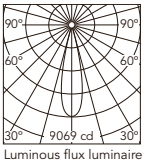

Luminous flux luminaire 1334 lm

Beam Angle: 24°

h(m)	E(lx)	D(m)
1	9069	0.42
2	2267	0.83
3	1008	1.25
4	567	1.67
5	363	2.09

3000K

03.9987.40A
03.9987.14
03.9987.ER
03.9987.ES
03.9987.EQ

24° MEDIUM

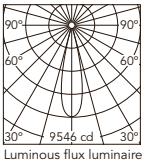

Luminous flux luminaire 1404 lm

Beam Angle: 24°

h(m)	E(lx)	D(m)
1	9546	0.42
2	2386	0.83
3	1061	1.25
4	597	1.67
5	382	2.09

4000K

03.9942.40A
03.9942.14
03.9942.ER
03.9942.ES
03.9942.EQ

24° MEDIUM

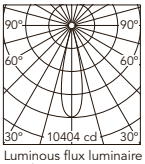

Luminous flux luminaire 1530 lm

Beam Angle: 24°

h(m)	E(lx)	D(m)
1	10404	0.42
2	2601	0.83
3	1156	1.25
4	650	1.67
5	416	2.09

Internal Finish (I) · White

Optic Flood

2700K

03.9983.40A
03.9983.14
03.9983.ER
03.9983.ES
03.9983.EQ

33° FLOOD

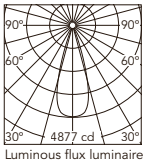

Luminous flux luminaire 1404 lm

Beam Angle: 33°

h(m)	E(lx)	D(m)
1	4877	0.60
2	1219	1.19
3	542	1.79
4	305	2.39
5	195	2.98

3000K

03.9988.40A
03.9988.14
03.9988.ER
03.9988.ES
03.9988.EQ

33° FLOOD

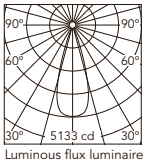

Luminous flux luminaire 1478 lm

Beam Angle: 33°

h(m)	E(lx)	D(m)
1	5133	0.60
2	1283	1.19
3	570	1.79
4	321	2.39
5	205	2.98

4000K

03.9943.40A
03.9943.14
03.9943.ER
03.9943.ES
03.9943.EQ

33° FLOOD

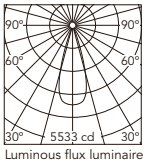

Luminous flux luminaire 1593 lm

Beam Angle: 33°

h(m)	E(lx)	D(m)
1	5533	0.60
2	1383	1.19
3	615	1.79
4	346	2.39
5	221	2.98

Internal Finish (I) · White

*Confezione multipla disponibile (24 pezzi per scatola). Come ordinare: "Sostituire lo 0 iniziale con una M + riferimento". Esempio: 03.9980.40A - M3.9980.40A
*Multipack available (24 pcs per box). How to order: "Replace the initial 0 with an M + reference". Example: 03.9980.40A - M3.9980.40A

Light Shadow PRO Ø90 Wall-Washer

Light Source: LED Array DC 500 mA 18W - 1593 lm - 2700K/CRI 90 / 18W - 1752 lm - 3000K/CRI 90 / 18W - 1867 lm - 4000K/CRI 90

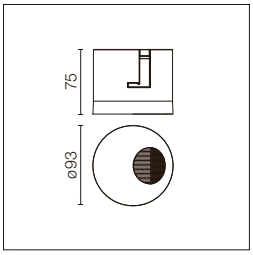

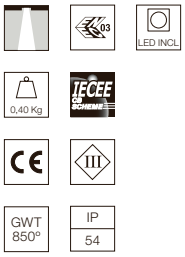

Modulo di illuminazione LED, a basso abbagliamento, da installare su cornici da incasso (non incluse), installazione con sistema a baionetta. Driver remoto non incluso.

LED lighting module, with low glare, to be inserted in the recessed frames (not included), installation through a bayonet system with interchangeable spots. Remote driver not included.

Alimentazioni raccomandate / Recommended power supply*:

Non Dimmable 100-277V 31W	60.9387
Non Dimmable 220-240V 22W	RF31855
Non Dimmable 220-240V 42W	RF27370
Dim Dali 2 220-240V 38W	RF30699
Dim Dali 2 110-240V 20W	60.9222
Dim 1-10V/Push 110-240V	60.9208
Dim 1-10V	60.9845
Phase cut DIM	60.9467
Dim Casambi/Push	60.9716

* Vedi capitolo Drivers / Refer to the Drivers chapter

Optic Medium

2700K

- 03.9890.40
- 03.9890.14
- 03.9890.ER
- 03.9890.ES
- 03.9890.EQ

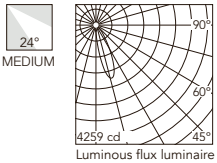

Luminous flux luminaire 1216 lm

Beam Angle: 24°

h(m)	E(lx)	D(m)
1	3773	0.47
2	943	0.94
3	419	1.41
4	236	1.88
5	151	2.34

3000K

- 03.9891.40
- 03.9891.14
- 03.9891.ER
- 03.9891.ES
- 03.9891.EQ

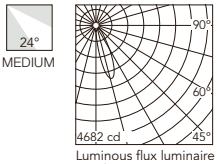

Luminous flux luminaire 1336 lm

Beam Angle: 24°

h(m)	E(lx)	D(m)
1	4147	0.47
2	1037	0.94
3	461	1.41
4	259	1.88
5	166	2.34

4000K

- 03.9892.40
- 03.9892.14
- 03.9892.ER
- 03.9892.ES
- 03.9892.EQ

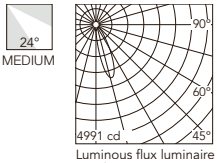

Luminous flux luminaire 1425 lm

Beam Angle: 24°

h(m)	E(lx)	D(m)
1	4421	0.47
2	1105	0.94
3	491	1.41
4	276	1.88
5	177	2.34

Internal Finish (I) · White

Fixed, Adjustable & Wall-Washer

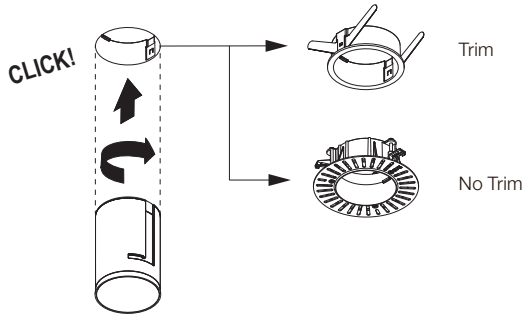

Push

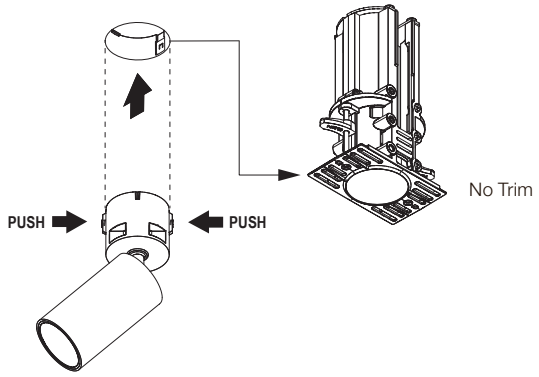

Pro Push - Functionality and Positioning

È possibile collocare Light Shadow in posizione superiore -come un downlight (perfettamente a filo con il soffitto)- o in posizione inferiore -come un proiettore orientabile-.

Light Shadow Push can be placed in top position, functioning as a downlight (perfectly flush to ceiling), or in bottom position, functioning as an adjustable spotlight.

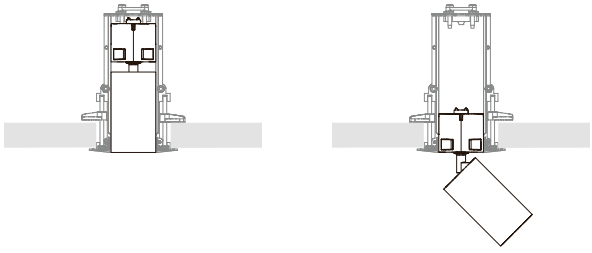

NEW

Accessori Ø45 / Accessories Ø45

Cornice di installazione Trim Ø45.

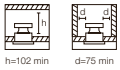

Frame Trim Ø45.

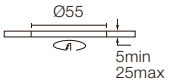

Fixed
08.0360.40
08.0360.14

Cornice di installazione No Trim Ø45.

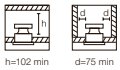

Frame No Trim Ø45.

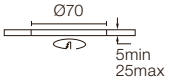

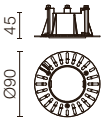

Fixed
08.0361.00

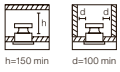

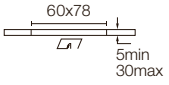

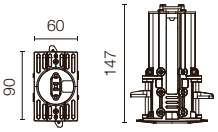

Push
08.0757.00

Drivers per la connessione in serie / Drivers for Serial Connection*

Driver	DIM Protocol	Min-Max Spot(s) per Driver	⚠
60.8529	Non Dimmable 100-240V 12W	1 - 1	A** - B**
60.9387	Non Dimmable 100-277V 31W	1 - 3	B
60.9592	Non Dimmable 220-240V 32W	1 - 3	B
RF27370	Non Dimmable 220-240V 42W	1 - 3	B
RF30699	Dim Dali 2 220-240V 38W	1 - 3	B
60.9713.0700	Dim Dali 2 220-240V 20W	1 - 2	B
60.9208	Dim 1-10V/Push 110-240V	1 - 2	B
60.9845	Dim 1-10V	1 - 3	B
60.9467	Mains Dimming 220-240V 20W	1 - 2	B
60.9692	Mains Dimming 220-240V 30W	1 - 3	B
60.9716	Dim Casambi/Push	1 - 2	B

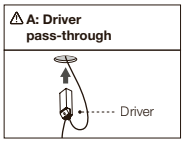

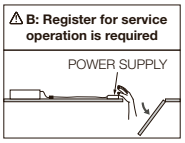

* Vedi capitolo Drivers / Refer to the Drivers chapter
** Driver pass-through per il modello Fisso.
Per il driver nei modelli Push, è necessario la cassaforma. /
Driver pass-throught for Fixed model.
Register for service operation is required for Push model.

Accessori Ø60 / Accessories Ø60

Cornice di installazione Trim Ø60. Frame Trim Ø60.

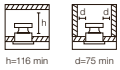

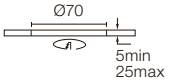

Fixed
08.0160.40
08.0160.14

Fixed Multipack 30U*
M8.0160.40
M8.0160.14

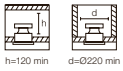

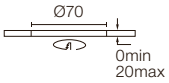

Adjustable
08.0164.40
08.0164.14

Adjustable Multipack 30U*
M8.0164.40
M8.0164.14

Cornice di installazione No Trim Ø60. Frame No Trim Ø60.

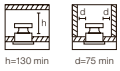

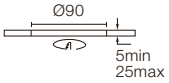

Fixed
08.0192.00

Fixed Multipack 48U*
M8.0192.00

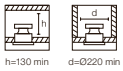

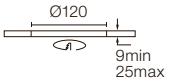

Adjustable
08.0166.00

Adjustable Multipack 48U*
M8.0166.00

Accessorio Ø60 Adjustable / Accessory Ø60 Adjustable

Cornice di installazione Trim Ø60. Frame Trim Ø60.

08.0825.00

* Confezione multipla disponibile. Si prega di consultare.
* Multipack available. Please consult.

Accessori Ø90 / Accessories Ø90

Cornice di installazione Trim Ø90.

Frame Trim Ø90.

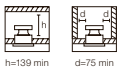

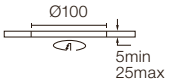

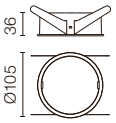

Fixed & Wall-Washer**

08.0161.40

08.0161.14

Fixed & Wall-Washer** Multipack 20U*

M8.0161.40

M8.0161.14

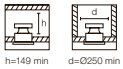

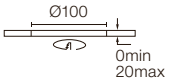

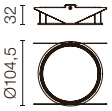

Adjustable

08.0165.40

08.0165.14

Adjustable Multipack 20U*

M8.0165.40

M8.0165.14

Cornice di installazione No Trim Ø90.

Frame No Trim Ø90.

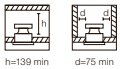

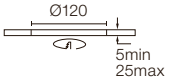



Fixed & Wall-Washer**

08.0193.00

Fixed & Wall-Washer** Multipack 48U*

M8.0193.00

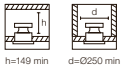

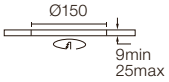

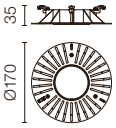

Adjustable

08.0167.00

Adjustable Multipack 48U*

M8.0167.00

Accessorio Ø90 Adjustable / Accessory Ø90 Adjustable

Cornice di installazione Trim Ø90.

Frame Trim Ø90.

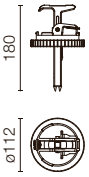

08.0826.00

---

* Confezione multipla disponibile. Si prega di consultare.

* Multipack available. Please consult.

** Wall-Washer: Vedere la corretta distanza dalla parete e la spaziatura tra le unità nelle istruzioni di installazione.

** Wall-Washer: See the proper distance to wall and spacing between units in the installation instructions.

ECLECTIC

DESIGNED BY FLOS ARCHITECTURAL

ECLECTIC Ø70
FIXED

ECLECTIC Ø70
ADJUSTABLE

LIGHT SOURCE
LED ARRAY
7,5W
686 lm
2700K/CRI 90
768 lm
3000K/CRI 90

ECLECTIC Ø90
FIXED

LIGHT SOURCE
LED ARRAY
10,5W
1114 lm
2700K/CRI 90
1162 lm
3000K/CRI 90

LIGHT SOURCE
POWER LED
7W
534 lm
2700K/CRI 90
572 lm
3000K/CRI 90

ECLECTIC Ø90
ADJUSTABLE

LIGHT SOURCE
LED ARRAY
13W
1026 lm
1800K-3000K
CRI 90

La foto superiore mostra il prodotto Eclectic equipaggiato con un Cone Style Module
The product pictures above represent Eclectic equipped with a Cone Style Module

Cone Style Module

☐ 40 Bianco*
40 White*

■ 14 Nero
14 Black

Soft Style Module

☐ 40 Bianco*
40 White*

■ 14 Nero
14 Black

Flat Style Module

☐ 40 Bianco*
40 White*

■ 14 Nero
14 Black

* Aggrappante per verniciatura a colori / Adherent base suitable for painting

FLOS
CONTROL BY CASAMBI

Available on the App Store

GET IT ON Google Play

ECLECTIC

Descrizione
Eclectic è una lampada da interni ad incasso nel soffitto, la cui concezione completamente modulare segue i principi del disegno e dell'economia circolare. Questo fa sì che il prodotto, commercializ- zabile come un apparecchio completo, può essere scomposto in una serie di moduli che ne definiscono le caratteristiche e, allo stesso tempo, permettono la loro vendita come pezzi di ricambio.
I moduli possono venir aggiunti, combinati o abbinati per creare l'illuminazione che più si adatta alle esigenze di qualsiasi progetto specifico. Inoltre, è possibile modificare la disposizione in qualsiasi momento (anche ad avvenuta installazione). Ecco perché il disegno di Eclectic è *'future proof'* (a prova di obsolescenza): grazie alla sua versatilità, si adatta ai cambi e alle esigenze future.
Per far sì che questa concezione del prodotto sia pratica, tutte le parti di Eclectic possono essere smontate facilmente, senza l'uso di utensili. I moduli vengono combinati tra loro mediante unioni meccaniche (componenti a scatto e a vite) o magnetiche (con cala- mite), non essendo necessario nessun tipo di colla o saldatura. Questo permette inoltre di separare facilmente le parti del prodotto per il loro riciclaggio. Caratteristica che lo rende un prodotto sostenibile e rispettoso con l'ambiente.

Sistema ottico
Eclectic è dotata di un sistema ottico patentato con lenti d'ingrandimento doppio. Questa tecnologia offre a Eclectic non solo la possibilità di control- lare alla perfezione la distribuzione luminosa, di eliminare l'abbagliamento e di ottenere un elevato confort visivo, ma offre anche un'efficienza luminosa ad alto LOR *(Light Output Ratio)*. Inoltre, per offrire una gamma completa di aperture del fascio luminoso, Eclectic combina una sorgente LED Array con un'altra Power LED. In questo modo, Eclectic dispone di un modificatore con aperture *Super Spot, Spot, Medium, Flood* e *Wide Flood* (*consultare la corrispondenza tra apertura, dimensioni e tipo di sorgente LED).
Oltre alle differenti lenti, completa il sistema ottico uno schermo fabbricato con policarbonato tecnico ad alta luminosità e con proprietà antiabbaglianti. La posizione del LED, arretrata rispetto al piano esteriore dell'apparecchio, favorisce un angolo *cut-off* di 45-55º (a seconda del modello). In questo modo si riduce la visione diretta della fonte luminosa da parte dell'utente e si ottiene un effetto *'high comfort'*.

Alimentazione elettrica
Nei modelli Dim to Warm il driver è incluso. Nel resto dei modelli viene fornito separatamente. I drivers entrano attraverso i fori dell'incasso. Prodotti per l'alimentazione dimmerabile – Consigliamo la lettura del capitolo sul driver per conoscere i casi di declinazione di responsabilità in materia di alimentatori dimmerabili.

Sistema di controllo
Eclectic è disponibile con protocolli di controllo Casambi (individuale, punto a punto), *DALI2 Push, 0-10V,* Taglio di fase *(mains DIM)* e on/off.

Ricambio
Di tutti i moduli (parti) di Eclectic, Flos commercializza —di serie— come pezzi indipendenti: la cornice di montaggio *(Trim / No Trim)*, le differenti lenti *(Super Spot, Spot, Medium, Flood* e *Wide Flood**)*, i moduli di orientabilità (fisso o regolabile) e i moduli estetici *(Flat, Soft* e *Cone)*. Il modulo che funziona da motore della luce, nel catalogo non viene offerto come pezzo di ricambio di serie.
(**consultare la corrispondenza tra apertura, dimensioni e tipo di sorgente LED).

Accessori
Eclectic dispone di accessori che aumentano il carattere tecnico dell'apparec- chio, come il pannello a nido d'ape antiabbagliante, gli accessori IP54 per la versione regolabile e i filtri dicroici per la correzione della temperatura del colore.

Installazione
Una volta applicata la cornice di montaggio, Eclectic viene fissata mediante un sistema magnetico di ancoraggio, il cui uso e molto semplice e gradevole. Questo metodo sopporta molto bene il peso del prodotto e ha superato i più esigenti test di qualità, tenuta e sforzo che ne garantiscono l'assoluta sicurezza.

Conforme con le Norme e i Marchi di Qualità
Apparecchi conformi con la Normativa Tecnica Europea EN60598-1 e parte seconda.

Prima di effettuare l'ordine, si consiglia di informarsi per bene sulle caratteristiche del prodotto che non sono state incluse in questo catalogo e che possono essere determinanti per il suo progetto di installazione, consultando la pagina web di Flos per professionisti, la scheda tecnica del prodotto e le istruzioni per la sua installazione e montaggio.

Description
Eclectic is a recessed in ceiling, indoor luminaire, designed with a fully modular concept, following the principles of circular design and economy. This means that the product, which is marketed as a complete luminaire, can be broken down into a series of modules that define its features and which, in turn, are offered as spare parts. These modules can be added, combined or mixed to configure a luminaire that specifically meets the requirements of each specific project. Even the aesthetics of the product are interchangeable. Moreover, modifications can be made at any point in the life cycle, even after it has been installed. Eclectic is therefore a "future-proof" design due to its versatility in adapting to changes in future needs. To make this product design idea pragmatic, all parts of Eclectic can be easily disassembled without tools. Modules are combined using mechanical (clipping and threading) or magnetic (with magnets) connections, without the need for any glue, adhesive or soldering. This, in turn, makes the product easily separable for recycling, making it a sustainable and environmentally friendly product.

Optical System
Eclectic is equipped with a patented optical system with double focal lenses. This technology provides Eclectic with extraordinary control of light distribution, eliminating glare and achieving visual comfort, while providing high LOR (Light Output Ratio) and high luminous efficiency. In addition, in order to offer a complete range of light beam angles, Eclectic combines an Array LED source with a Power LED source. Thus, Eclectic's range provides the specifier with Super Spot, Spot, Medium, Flood and Wide Flood beam angles (*check correspondence between beam angles, sizes and type of LED source).
In addition to the different lenses, the optical system is complemented by a screen made of high-gloss technical polycarbonate with anti-glare properties. The position of the LED, recessed with respect to the outer plane of the luminaire, provides a cut-off angle between 41º and 55º (depending on the model). Thanks to this, direct visual access to the light source by the user is limited and a "high comfort" effect is achieved.

Power Supplies
In Dim to Warm models the driver is included. In the rest of the models, it is supplied separately.
The drivers fit through the recessing hole.
Mains Dimming Products – Please read Mains Dimming disclaimer in drivers chapter.

Control System
Eclectic is available with Casambi (individual, point to point), DALI2 - Push, 0-10V, Phase cut (mains DIM) and on/off control protocols.

Spare Parts
Among all Eclectic modules (parts), Flos markets the following ones as independent, and as standard: mounting pre-frames (Trim / No Trim), the different lenses (Super Spot, Spot, Medium, Flood and Wide Flood**), the orientation modules (fixed or adjustable) and the style modules (flat, soft and cone) The module that acts as a light engine is not offered as a standard spare part in the catalog.
(**check correspondence between lenses, sizes and type of LED source).

Accessories
Eclectic is fitted with accessories that enhance the technical character of the luminaire, such as the anti-glare honeycomb grid, the IP54 accessories for the adjustable versions and dichroic filters for color temperature correction.

Installation
Once the installation pre-frames have been applied, Eclectic is fixed to them by means of a magnetic attachment system that is extremely easy and pleasant to use. This attachment method withstands the weight of the product and has passed the most demanding quality, durability and stress tests that guarantee its absolute safety.

Standard Compliance and Quality Marks
The luminaire complies with the EN60598-1 European Technical Standards and any subsequent additions.

Before placing your order, please consult the product details also on the Flos professional website, in its technical data sheet and in the installation and assembly instructions to find all the information that may not be included in this catalogue or that could be relevant to your specific project or installation.

Eclectic Ø70 - Fixed Cone

Light Source: LED Array DC 600 mA - 7,5W - 686 lm - 2700K/CRI 90 / 7,5W - 768 lm - 3000K/CRI 90

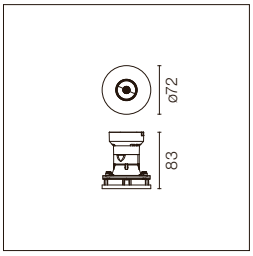

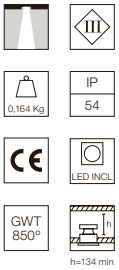

Eclectic Ø70. Downlight non orientabile. Frontale estetico tipo 'Cone'. Cornici di installazione necessari, non inclusi (da ordinare separatamente). Posizione arretrata del LED: angolo cut-off di 47°. Ermeticità IP54. Sono disponibili come pezzi di ricambio varie opzioni di lenti, moduli di orientabilità e di frontali estetici.

Eclectic Ø70. Non-adjustable Downlight. "Cone" style façade. Necessary installation pre-frames, not included (to be ordered separately). Recessed position of the LED: 47° cut-off angle. IP54 water tightness. Alternative options for lenses, orientation modules and style façades are available as spare parts.

Alimentazioni raccomandate / Recommended power supply*:

Non Dimmable 32W	60.9592
Non Dimmable 42W	RF27370
Dimmable Dali 2 38W	RF30699
Dimmable Dali 2 20W	60.9713.0600
Dimmable 0-10V 20W	60.9208
Dimmable 0-10V 40W	60.9845
Mains Dimming 20W	60.9467
Casambi 26W	60.9716

* Vedi capitolo Drivers / Refer to the Drivers chapter

2700K
Optic Spot
05.8000.40
05.8000.14

15°
SPOT

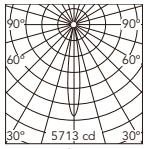

Luminous flux luminaire
405 lm

Beam Angle: 15°

h(m)	E(lx)	D(m)
1	5713	0.26
2	1428	0.52
3	635	0.77
4	357	1.03
5	229	1.29

3000K
Optic Spot
05.8010.40
05.8010.14

15°
SPOT

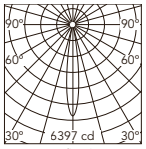

Luminous flux luminaire
454 lm

Beam Angle: 15°

h(m)	E(lx)	D(m)
1	6397	0.26
2	1599	0.52
3	711	0.77
4	400	1.03
5	256	1.29

Optic Medium
05.8001.40
05.8001.14

20°
MEDIUM

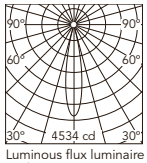

Luminous flux luminaire
514 lm

Beam Angle: 20°

h(m)	E(lx)	D(m)
1	4534	0.35
2	1133	0.69
3	504	1.04
4	283	1.38
5	181	1.73

Optic Medium
05.8011.40
05.8011.14

20°
MEDIUM

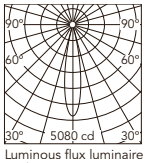

Luminous flux luminaire
576 lm

Beam Angle: 20°

h(m)	E(lx)	D(m)
1	5080	0.35
2	1270	0.69
3	564	1.04
4	318	1.38
5	203	1.73

Optic Flood
05.8002.40
05.8002.14

35°
FLOOD

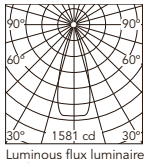

Luminous flux luminaire
529 lm

Beam Angle: 35°

h(m)	E(lx)	D(m)
1	1578	0.63
2	395	1.26
3	175	1.89
4	99	2.52
5	63	3.15

Optic Flood
05.8012.40
05.8012.14

35°
FLOOD

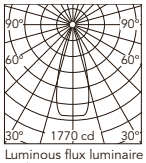

Luminous flux luminaire
592 lm

Beam Angle: 35°

h(m)	E(lx)	D(m)
1	1767	0.63
2	442	1.26
3	196	1.89
4	110	2.52
5	71	3.15

Eclectic Ø70 - Fixed Soft

Light Source: LED Array DC 600 mA - 7,5W - 686 lm - 2700K/CRI 90 / 7,5W - 768 lm - 3000K/CRI 90

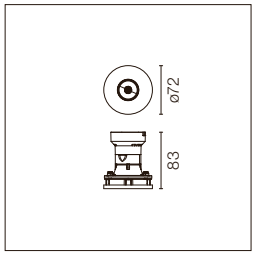

Eclectic Ø70. Downlight non orientabile. Frontale estetico tipo 'Soft'. Cornici di installazione necessari, non inclusi (da ordinare separatamente). Posizione arretrata del LED: angolo cut-off di 47°. Ermeticità IP54. Sono disponibili come pezzi di ricambio varie opzioni di lenti, moduli di orientabilità e di frontali estetici.

Eclectic Ø70. Non-adjustable Downlight. "Soft" style façade. Necessary installation pre-frames, not included (to be ordered separately). Recessed position of the LED: 47° cut-off angle. IP54 water tightness. Alternative options for lenses, orientation modules and style façades are available as spare parts.

Alimentazioni raccomandate / Recommended power supply*:

Non Dimmable 32W	60.9592
Non Dimmable 42W	RF27370
Dimmable Dali 2 38W	RF30699
Dimmable Dali 2 20W	60.9713.0600
Dimmable 0-10V 20W	60.9208
Dimmable 0-10V 40W	60.9845
Mains Dimming 20W	60.9467
Casambi 26W	60.9716

* Vedi capitolo Drivers / Refer to the Drivers chapter

2700K
Optic Spot
05.8003.40
05.8003.14

15°
SPOT

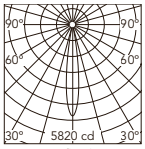

Luminous flux luminaire 419 lm

Beam Angle: 15°

h(m)	E(lx)	D(m)
1	5820	0.26
2	1455	0.53
3	647	0.79
4	364	1.05
5	233	1.31

3000K
Optic Spot
05.8013.40
05.8013.14

15°
SPOT

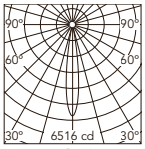

Luminous flux luminaire 469 lm

Beam Angle: 15°

h(m)	E(lx)	D(m)
1	6516	0.26
2	1629	0.53
3	724	0.79
4	407	1.05
5	261	1.31

Optic Medium
05.8004.40
05.8004.14

20°
MEDIUM

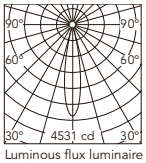

Luminous flux luminaire 514 lm

Beam Angle: 20°

h(m)	E(lx)	D(m)
1	4531	0.34
2	1133	0.69
3	503	1.03
4	283	1.38
5	181	1.72

Optic Medium
05.8014.40
05.8014.14

20°
MEDIUM

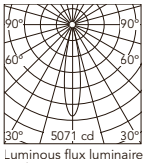

Luminous flux luminaire 575 lm

Beam Angle: 20°

h(m)	E(lx)	D(m)
1	5071	0.34
2	1268	0.69
3	563	1.03
4	317	1.38
5	203	1.72

Optic Flood
05.8005.40
05.8005.14

35°
FLOOD

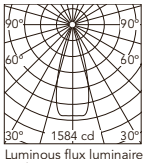

Luminous flux luminaire 529 lm

Beam Angle: 35°

h(m)	E(lx)	D(m)
1	1574	0.63
2	394	1.26
3	175	1.89
4	98	2.52
5	63	3.15

Optic Flood
05.8015.40
05.8015.14

35°
FLOOD

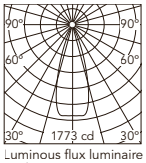

Luminous flux luminaire 592 lm

Beam Angle: 35°

h(m)	E(lx)	D(m)
1	1763	0.63
2	441	1.26
3	196	1.89
4	110	2.52
5	71	3.15

Eclectic Ø70 - Fixed Flat

Light Source: LED Array DC 600 mA - 7,5W - 686 lm - 2700K/CRI 90 / 7,5W - 768 lm - 3000K/CRI 90

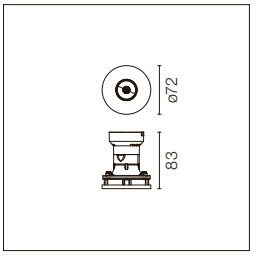

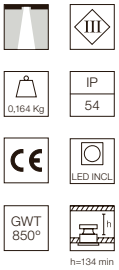

Eclectic Ø70. Downlight non orientabile. Frontale estetico tipo 'Flat'. Cornici di installazione necessari, non inclusi (da ordinare separatamente). Posizione arretrata del LED: angolo cut-off di 55º. Ermeticità IP54. Sono disponibili come pezzi di ricambio varie opzioni di lenti, moduli di orientabilità e di frontali estetici.

Eclectic Ø70. Non-adjustable Downlight. "Flat" style façade. Necessary installation pre-frames, not included (to be ordered separately). Recessed position of the LED: 55º cut-off angle. IP54 water tightness. Alternative options for lenses, orientation modules and style façades are available as spare parts.

Alimentazioni raccomandate / Recommended power supply*:

Non Dimmable 32W	60.9592
Non Dimmable 42W	RF27370
Dimmable Dali 2 38W	RF30699
Dimmable Dali 2 20W	60.9713.0600
Dimmable 0-10V 20W	60.9208
Dimmable 0-10V 40W	60.9845
Mains Dimming 20W	60.9467
Casambi 26W	60.9716

* Vedi capitolo Drivers / Refer to the Drivers chapter

2700K
Optic Spot
05.8006.40
05.8006.14

15°
SPOT

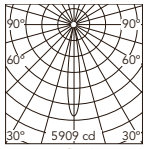

Luminous flux luminaire
404 lm

Beam Angle: 15°

h(m)	E(lx)	D(m)
1	5909	0.26
2	1477	0.52
3	657	0.77
4	369	1.03
5	236	1.29

3000K
Optic Spot
05.8016.40
05.8016.14

15°
SPOT

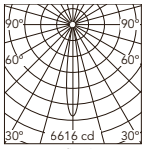

Luminous flux luminaire
452 lm

Beam Angle: 15°

h(m)	E(lx)	D(m)
1	6616	0.26
2	1654	0.52
3	735	0.77
4	413	1.03
5	265	1.29

Optic Medium
05.8007.40
05.8007.14

19°
MEDIUM

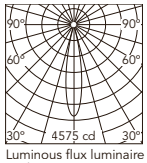

Luminous flux luminaire
502 lm

Beam Angle: 19°

h(m)	E(lx)	D(m)
1	4575	0.34
2	1144	0.68
3	508	1.02
4	286	1.36
5	183	1.70

Optic Medium
05.8017.40
05.8017.14

19°
MEDIUM

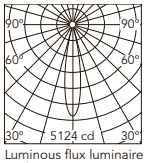

Luminous flux luminaire
562 lm

Beam Angle: 19°

h(m)	E(lx)	D(m)
1	5124	0.34
2	1281	0.68
3	569	1.02
4	320	1.36
5	205	1.70

Optic Flood
05.8008.40
05.8008.14

35°
FLOOD

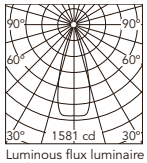

Luminous flux luminaire
518 lm

Beam Angle: 35°

h(m)	E(lx)	D(m)
1	1577	0.63
2	394	1.25
3	175	1.88
4	99	2.50
5	63	3.13

Optic Flood
05.8018.40
05.8018.14

35°
FLOOD

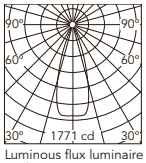

Luminous flux luminaire
581 lm

Beam Angle: 35°

h(m)	E(lx)	D(m)
1	1766	0.63
2	441	1.25
3	196	1.88
4	110	2.50
5	71	3.13

Eclectic Ø70 - Adjustable Cone

Light Source: LED Array DC 600 mA - 7,5W - 686 lm - 2700K/CRI 90 / 7,5W - 768 lm - 3000K/CRI 90

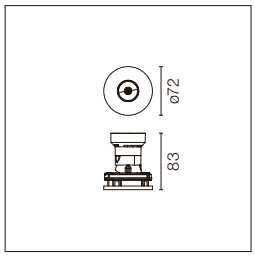

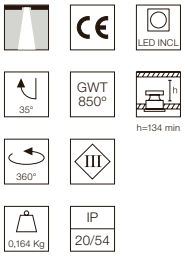

Eclectic Ø70. Downlight orientabile (basculaggio 35º, giro 360º). Frontale estetico tipo 'Cone'. Cornici di installazione necessari, non inclusi (da ordinare separatamente). Posizione arretrata del LED: angolo cut-off di 47º. Ermeticità IP20 (per IP54, richiedere accessorio apposito). Sono disponibili come pezzi di ricambio varie opzioni di lenti, moduli di orientabilità e di frontali estetici.

Eclectic Ø70. Adjustable Downlight (35º tilt, 360º rotation). "Cone" style façade. Necessary installation pre-frames, not included (to be ordered separately). Recessed position of the LED: 47º cut-off angle. IP20 water tightness (for IP54, please ask the dedicated accessory). Alternative options for lenses, orientation modules and style façades are available as spare parts.

Alimentazioni raccomandate / Recommended power supply*:

Non Dimmable 32W	60.9592
Non Dimmable 42W	RF27370
Dimmable Dali 2 38W	RF30699
Dimmable Dali 2 20W	60.9713.0600
Dimmable 0-10V 20W	60.9208
Dimmable 0-10V 40W	60.9845
Mains Dimming 20W	60.9467
Casambi 26W	60.9716

* Vedi capitolo Drivers / Refer to the Drivers chapter

2700K
Optic Spot
05.8020.40
05.8020.14

15°
SPOT

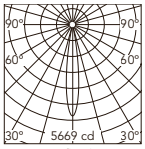

Luminous flux luminaire 411 lm

Beam Angle: 15°

h(m)	E(lx)	D(m)
1	5669	0.26
2	1417	0.53
3	630	0.79
4	354	1.06
5	227	1.32

3000K
Optic Spot
05.8030.40
05.8030.14

15°
SPOT

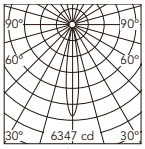

Luminous flux luminaire 460 lm

Beam Angle: 15°

h(m)	E(lx)	D(m)
1	6347	0.26
2	1587	0.53
3	705	0.79
4	397	1.06
5	254	1.32

Optic Medium
05.8021.40
05.8021.14

19°
MEDIUM

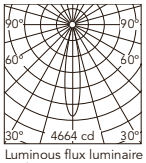

Luminous flux luminaire 500 lm

Beam Angle: 19°

h(m)	E(lx)	D(m)
1	4664	0.33
2	1166	0.66
3	518	0.98
4	291	1.31
5	187	1.64

Optic Medium
05.8031.40
05.8031.14

19°
MEDIUM

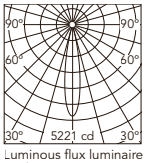

Luminous flux luminaire 560 lm

Beam Angle: 19°

h(m)	E(lx)	D(m)
1	5221	0.33
2	1305	0.66
3	580	0.98
4	326	1.31
5	209	1.64

Optic Flood
05.8022.40
05.8022.14

35°
FLOOD

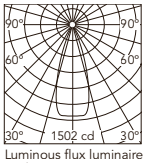

Luminous flux luminaire 511 lm

Beam Angle: 35°

h(m)	E(lx)	D(m)
1	1499	0.64
2	375	1.28
3	167	1.92
4	94	2.56
5	60	3.20

Optic Flood
05.8032.40
05.8032.14

35°
FLOOD

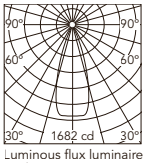

Luminous flux luminaire 572 lm

Beam Angle: 35°

h(m)	E(lx)	D(m)
1	1679	0.64
2	420	1.28
3	187	1.92
4	105	2.56
5	67	3.20

Eclectic Ø70 - Adjustable Soft

Light Source: LED Array DC 600 mA - 7,5W - 686 lm - 2700K/CRI 90 / 7,5W - 768 lm - 3000K/CRI 90

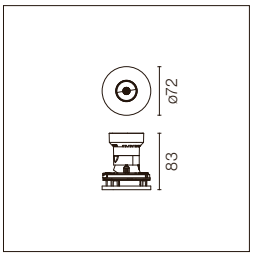

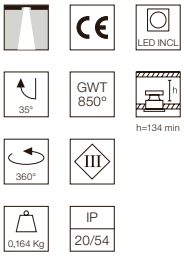

Eclectic Ø70. Downlight orientabile (basculaggio 35º, giro 360º). Frontale estetico tipo 'Soft'. Cornici di installazione necessari, non inclusi (da ordinare separatamente). Posizione arretrata del LED: angolo cut-off di 47º. Ermeticità IP20 (per IP54, richiedere accessorio apposito). Sono disponibili come pezzi di ricambio varie opzioni di lenti, moduli di orientabilità e di frontali estetici.

Eclectic Ø70. Adjustable Downlight (35º tilt, 360º rotation). "Soft" style façade. Necessary installation pre-frames, not included (to be ordered separately). Recessed position of the LED: 47º cut-off angle. IP20 water tightness (for IP54, please ask the dedicated accessory). Alternative options for lenses, orientation modules and style façades are available as spare parts.

Alimentazioni raccomandate / Recommended power supply*:

Non Dimmable 32W	60.9592
Non Dimmable 42W	RF27370
Dimmable Dali 2 38W	RF30699
Dimmable Dali 2 20W	60.9713.0600
Dimmable 0-10V 20W	60.9208
Dimmable 0-10V 40W	60.9845
Mains Dimming 20W	60.9467
Casambi 26W	60.9716

* Vedi capitolo Drivers / Refer to the Drivers chapter

2700K
Optic Spot
05.8023.40
05.8023.14

15° SPOT

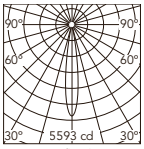

Luminous flux luminaire 408 lm

Beam Angle: 15°

h(m)	E(lx)	D(m)
1	5593	0.27
2	1398	0.53
3	621	0.80
4	350	1.06
5	224	1.33

3000K
Optic Spot
05.8033.40
05.8033.14

15° SPOT

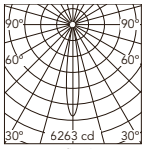

Luminous flux luminaire 457 lm

Beam Angle: 15°

h(m)	E(lx)	D(m)
1	6263	0.27
2	1566	0.53
3	696	0.80
4	391	1.06
5	251	1.33

Optic Medium
05.8024.40
05.8024.14

20° MEDIUM

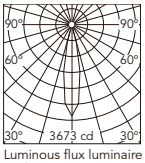

Luminous flux luminaire 497 lm

Beam Angle: 20°

h(m)	E(lx)	D(m)
1	3673	0.36
2	918	0.72
3	408	1.08
4	230	1.44
5	147	1.80

Optic Medium
05.8034.40
05.8034.14

20° MEDIUM

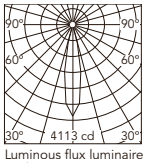

Luminous flux luminaire 557 lm

Beam Angle: 20°

h(m)	E(lx)	D(m)
1	4113	0.36
2	1028	0.72
3	457	1.08
4	257	1.44
5	165	1.80

Optic Flood
05.8025.40
05.8025.14

35° FLOOD

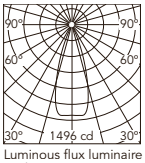

Luminous flux luminaire 511 lm

Beam Angle: 35°

h(m)	E(lx)	D(m)
1	1484	0.64
2	371	1.28
3	165	1.92
4	93	2.56
5	59	3.20

Optic Flood
05.8035.40
05.8035.14

35° FLOOD

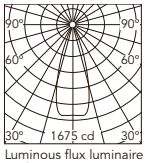

Luminous flux luminaire 572 lm

Beam Angle: 35°

h(m)	E(lx)	D(m)
1	1662	0.64
2	415	1.28
3	185	1.92
4	104	2.56
5	66	3.20

Eclectic Ø70 - Adjustable Flat

Light Source: LED Array DC 600 mA - 7,5W - 686 lm - 2700K/CRI 90 / 7,5W - 768 lm - 3000K/CRI 90

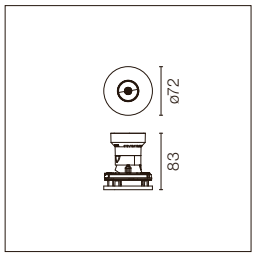

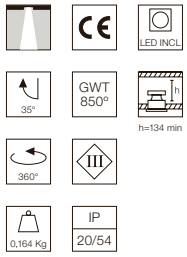

Eclectic Ø70. Downlight orientabile (basculaggio 35º, giro 360º). Frontale estetico tipo 'Flat'. Cornici di installazione necessari, non inclusi (da ordinare separatamente). Posizione arretrata del LED: angolo cut-off di 55º. Ermeticità IP20 (per IP54, richiedere accessorio apposito). Sono disponibili come pezzi di ricambio varie opzioni di lenti, moduli di orientabilità e di frontali estetici.

Eclectic Ø70. Adjustable Downlight (35º tilt, 360º rotation). "Flat" style façade. Necessary installation pre-frames, not included (to be ordered separately). Recessed position of the LED: 55º cut-off angle. IP20 water tightness (for IP54, please ask the dedicated accessory). Alternative options for lenses, orientation modules and style façades are available as spare parts.

Alimentazioni raccomandate / Recommended power supply*:

Non Dimmable 32W	60.9592
Non Dimmable 42W	RF27370
Dimmable Dali 2 38W	RF30699
Dimmable Dali 2 20W	60.9713.0600
Dimmable 0-10V 20W	60.9208
Dimmable 0-10V 40W	60.9845
Mains Dimming 20W	60.9467
Casambi 26W	60.9716

* Vedi capitolo Drivers / Refer to the Drivers chapter

2700K
Optic Spot
05.8026.40
05.8026.14

15°
SPOT

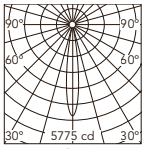

Luminous flux luminaire 395 lm

Beam Angle: 15°

h(m)	E(lx)	D(m)
1	5775	0.26
2	1444	0.52
3	642	0.77
4	361	1.03
5	231	1.29

3000K
Optic Spot
05.8036.40
05.8036.14

15°
SPOT

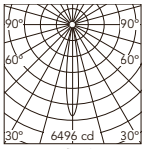

Luminous flux luminaire 444 lm

Beam Angle: 15°

h(m)	E(lx)	D(m)
1	6496	0.26
2	1624	0.52
3	722	0.77
4	406	1.03
5	260	1.29

Optic Medium
05.8027.40
05.8027.14

19°
MEDIUM

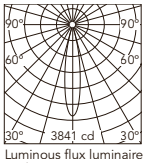

Luminous flux luminaire 448 lm

Beam Angle: 19°

h(m)	E(lx)	D(m)
1	3841	0.34
2	960	0.68
3	427	1.02
4	240	1.35
5	154	1.69

Optic Medium
05.8037.40
05.8037.14

19°
MEDIUM

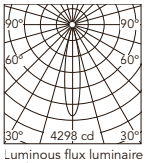

Luminous flux luminaire 501 lm

Beam Angle: 19°

h(m)	E(lx)	D(m)
1	4298	0.34
2	1075	0.68
3	478	1.02
4	269	1.35
5	172	1.69

Optic Flood
05.8028.40
05.8028.14

35°
FLOOD

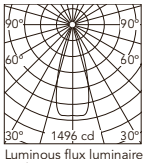

Luminous flux luminaire 501 lm

Beam Angle: 35°

h(m)	E(lx)	D(m)
1	1490	0.63
2	372	1.27
3	166	1.90
4	93	2.54
5	60	3.17

Optic Flood
05.8038.40
05.8038.14

35°
FLOOD

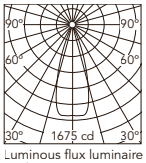

Luminous flux luminaire 560 lm

Beam Angle: 35°

h(m)	E(lx)	D(m)
1	1668	0.63
2	417	1.27
3	185	1.90
4	104	2.54
5	67	3.17

HOW TO ORDER ECLECTIC Ø70

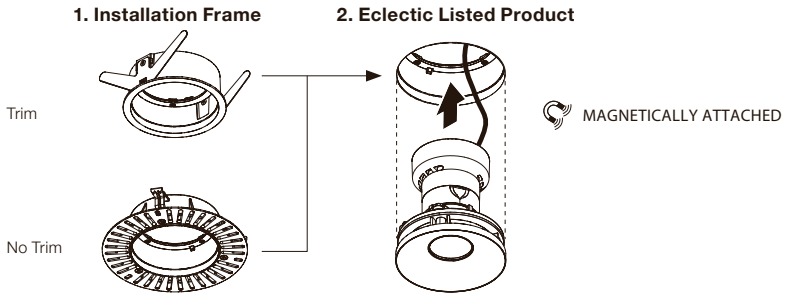

ACCESSORIES & SPARE PARTS ECLECTIC Ø70

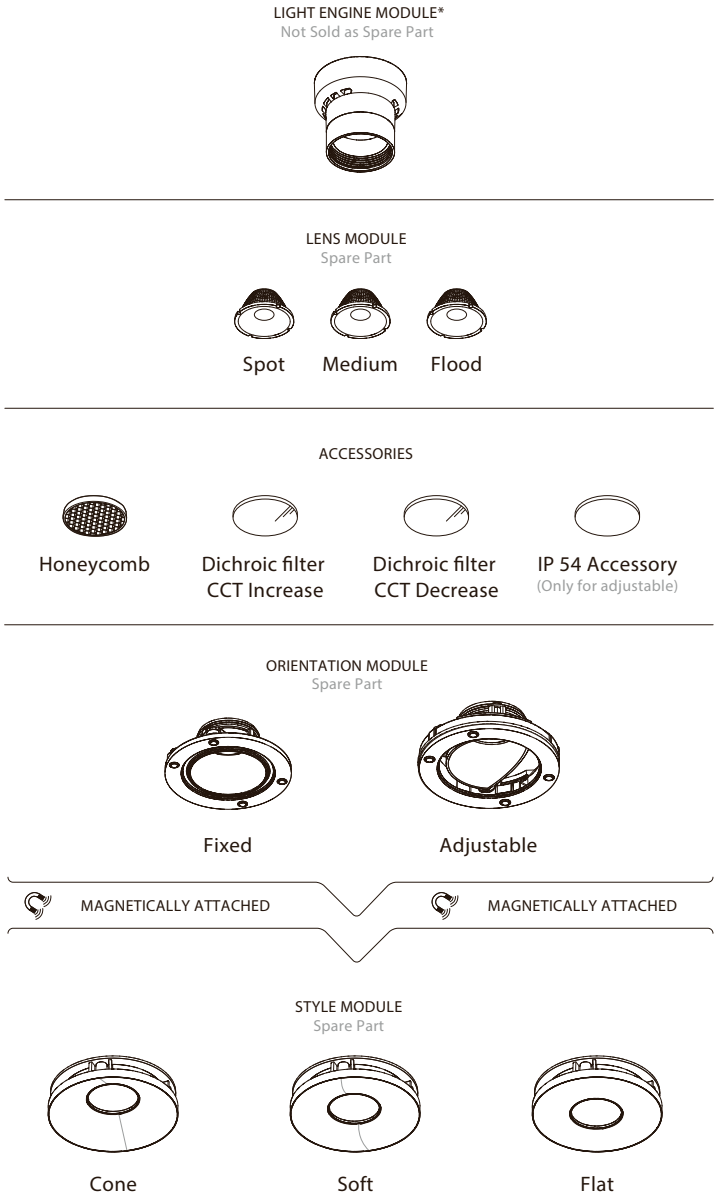

Light Engine Module not Sold as Spare Part. Special Orders Please Consult.

Accessori Ø70 / Accessories Ø70

Struttura Trim. Per ulteriori richieste e misure di installazione, consultare il manuale delle istruzioni.	Trim Frame. For further and full installation measures & requirements, please consult mounting instructions.		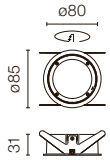	☐ 08.0670.40 ■ 08.0670.14
Struttura No Trim. Per ulteriori richieste e misure di installazione, consultare il manuale delle istruzioni.	No Trim Frame. For further and full installation measures & requirements, please consult mounting instructions.		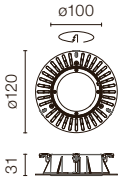	08.0672.00
Pannello nido d'ape	Honeycomb			08.0727.00
Regolabile IP54	Adjustable IP 54			08.0729.00
Filtro bicromatico CCT	Dichroic CCT Filter	 		Increase 2700K >> 3125±75K 3000K >> 3600±75K 08.0731.00 Decrease 2700K >> 2450±75K 3000K >> 2700±75K 08.0732.00

Ricambio Ø70 / Spare parts Ø70

Lenti	Lenses		Opic Spot 08.0711.00 Opic Medium 08.0712.00 Opic Flood 08.0713.00
Modulo d'orientazione	Orientation Module	 	Fixed 08.0739.00 Adjustable 08.0740.00
Modulo di stile	Style Modules	 	Cone ☐ 08.0721.40 ■ 08.0721.14 Soft ☐ 08.0722.40 ■ 08.0722.14 Flat ☐ 08.0723.40 ■ 08.0723.14

Drivers per la connessione in serie / Drivers for Serial Connection

Driver	DIM Protocol	Min-Max Eclectic(s) per Driver.
60.9592	Non Dimmable 32W	1 - 3
RF27370	Non Dimmable 42W	1 - 3
RF30699	Dimmable Dali 2 38W	1 - 4
60.9713.0600	Dimmable Dali 2 20W	1 - 2
60.9208	Dimmable 0-10V 20W	1 - 2
60.9845	Dimmable 0-10V 40W	1 - 3
60.9467	Mains Dimming 20W	1 - 2
60.9716	Casambi 26W	1 - 3

* Vedi capitolo Drivers / Refer to the Drivers chapter

Eclectic Ø90 - Fixed Cone

Light Source: LED Array DC 300 mA - 10,5W - 1114 lm - 2700K/CRI 90 / 10,5W - 1162 lm - 3000K/CRI 90

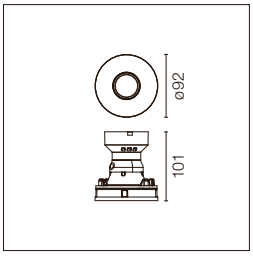

Eclectic Ø90. Downlight non orientabile. Frontale estetico tipo 'Cone'. Cornici di installazione necessari, non inclusi (da ordinare separatamente). Posizione arretrata del LED: angolo cut-off di 41°. Ermeticità IP54. Sono disponibili come pezzi di ricambio varie opzioni di lenti, moduli di orientabilità e di frontali estetici.

Eclectic Ø90. Non-adjustable Downlight. "Cone" style façade. Necessary installation pre-frames, not included (to be ordered separately). Recessed position of the LED: 41° cut-off angle. IP54 water tightness. Alternative options for lenses, orientation modules and style façades are available as spare parts.

Alimentazioni raccomandate / Recommended power supply*:

Non Dimmable 22W	RF31855
Non Dimmable 42W	RF27370
Dimmable Dali 2 38W	RF30699
Dimmable Dali 2 20W	60.9713.0300
Dimmable 0-10V 20W	60.9208
Dimmable 0-10V 20W	60.9843
Mains Dimming 20W	60.9467
Casambi 26W	60.9716

* Vedi capitolo Drivers / Refer to the Drivers chapter

2700K
Optic Spot
05.8100.40
05.8100.14

15°
SPOT

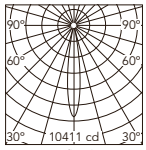

Luminous flux luminaire 862 lm

Beam Angle: 15°

h(m)	E(lx)	D(m)
1	10411	0.27
2	2603	0.54
3	1157	0.81
4	651	1.08
5	416	1.36

3000K
Optic Spot
05.8120.40
05.8120.14

15°
SPOT

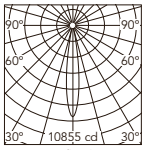

Luminous flux luminaire 899 lm

Beam Angle: 15°

h(m)	E(lx)	D(m)
1	10855	0.27
2	2714	0.54
3	1206	0.81
4	678	1.08
5	434	1.36

Optic Medium
05.8101.40
05.8101.14

24°
MEDIUM

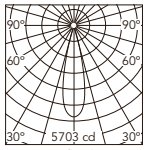

Luminous flux luminaire 923 lm

Beam Angle: 24°

h(m)	E(lx)	D(m)
1	5703	0.43
2	1426	0.87
3	634	1.30
4	356	1.73
5	228	2.17

Optic Medium
05.8121.40
05.8121.14

24°
MEDIUM

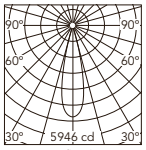

Luminous flux luminaire 963 lm

Beam Angle: 24°

h(m)	E(lx)	D(m)
1	5946	0.43
2	1486	0.87
3	661	1.30
4	372	1.73
5	238	2.17

Optic Flood
05.8102.40
05.8102.14

33°
FLOOD

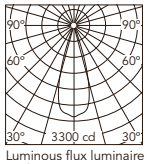

Luminous flux luminaire 925 lm

Beam Angle: 33°

h(m)	E(lx)	D(m)
1	3300	0.59
2	825	1.18
3	367	1.78
4	206	2.37
5	132	2.96

Optic Flood
05.8122.40
05.8122.14

33°
FLOOD

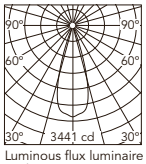

Luminous flux luminaire 964 lm

Beam Angle: 33°

h(m)	E(lx)	D(m)
1	3441	0.59
2	860	1.18
3	382	1.78
4	215	2.37
5	138	2.96

Optic Wide Flood
05.8103.40
05.8103.14

42°
WIDE FLOOD

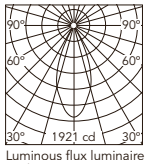

Luminous flux luminaire 861 lm

Beam Angle: 42°

h(m)	E(lx)	D(m)
1	1921	0.77
2	480	1.54
3	213	2.31
4	120	3.08
5	77	3.85

Optic Wide Flood
05.8123.40
05.8123.14

42°
WIDE FLOOD

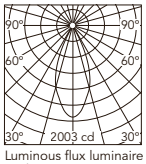

Luminous flux luminaire 898 lm

Beam Angle: 42°

h(m)	E(lx)	D(m)
1	2003	0.77
2	501	1.54
3	223	2.31
4	125	3.08
5	80	3.85

Eclectic Ø90 - Fixed Cone

Light Source: Power LED DC 600 mA - 7W - 534 lm - 2700K/CRI 90 / 7W - 572 lm - 3000K/CRI 90

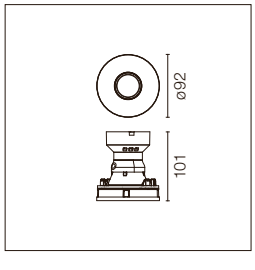

Eclectic Ø90. Downlight non orientabile. Frontale estetico tipo 'Cone'. Cornici di installazione necessari, non inclusi (da ordinare separatamente). Posizione arretrata del LED: angolo cut-off di 41º. Ermeticità IP54. Sorgente di luce, Power LED*. Sono disponibili come pezzi di ricambio varie opzioni di lenti, moduli di orientabilità e di frontali estetici.

Eclectic Ø90. Non-adjustable Downlight. "Cone" style façade. Necessary installation pre-frames, not included (to be ordered separately). Recessed position of the LED: 41º cut-off angle. IP54 water tightness. Power LED light source*. Alternative options for lenses, orientation modules and style façades are available as spare parts.

Alimentazioni raccomandate / Recommended power supply*:

		Serial Con.
Non Dimmable 32W	60.9592	1 - 3
Non Dimmable 42W	RF27370	1 - 3
Dimmable Dali 2 38W	RF30699	1 - 4
Dimmable Dali 2 20W	60.9713.0600	1 - 2
Dimmable 0-10V 20W	60.9208	1 - 2
Dimmable 0-10V 40W	60.9845	1 - 3
Mains Dimming 20W	60.9467	1 - 2
Casambi 26W	60.9716	1 - 3

* Vedi capitolo Drivers / Refer to the Drivers chapter

2700K
Optic Super Spot
05.8200.40
05.8200.14

7°
SUPER SPOT

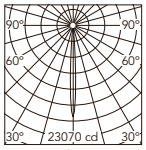

Luminous flux luminaire 399 lm

Beam Angle: 7°

h(m)	E(lx)	D(m)
1	23070	0.12
2	5768	0.23
3	2563	0.35
4	1442	0.46
5	923	0.58

3000K
Optic Super Spot
05.8210.40
05.8210.14

7°
SUPER SPOT

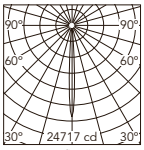

Luminous flux luminaire 428 lm

Beam Angle: 7°

h(m)	E(lx)	D(m)
1	24717	0.12
2	6179	0.23
3	2746	0.35
4	1545	0.46
5	989	0.58

Optic Spot
05.8201.40
05.8201.14

10°
SPOT

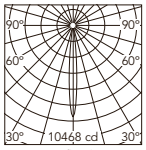

Luminous flux luminaire 386 lm

Beam Angle: 10°

h(m)	E(lx)	D(m)
1	10468	0.17
2	2617	0.34
3	1163	0.50
4	654	0.67
5	419	0.84

Optic Spot
05.8211.40
05.8211.14

10°
SPOT

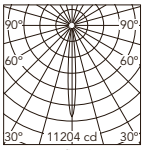

Luminous flux luminaire 413 lm

Beam Angle: 10°

h(m)	E(lx)	D(m)
1	11204	0.17
2	2801	0.34
3	1245	0.50
4	700	0.67
5	448	0.84

Optic Medium
05.8202.40
05.8202.14

22°
MEDIUM



Luminous flux luminaire 313 lm

Beam Angle: 22°

h(m)	E(lx)	D(m)
1	2044	0.38
2	511	0.76
3	227	1.14
4	128	1.52
5	82	1.90

Optic Medium
05.8212.40
05.8212.14

22°
MEDIUM

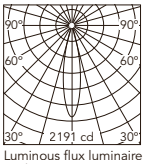

Luminous flux luminaire 335 lm

Beam Angle: 22°

h(m)	E(lx)	D(m)
1	2191	0.38
2	548	0.76
3	243	1.14
4	137	1.52
5	88	1.90

* La combinazione di modelli con sorgente di luce Power LED e LED Array può comportare delle piccole differenze di cromaticità nella luce. In un medesimo spazio, si raccomanda usare la stessa sorgente di luce.

* The combination of models using Power LED and Array LED light sources can lead to slight diffºrences in the chromaticity of the light. It is recommended to use the same light source in shared spaces.

Eclectic Ø90 - Fixed Soft

Light Source: LED Array DC 300 mA - 10,5W - 1114 lm - 2700K/CRI 90 / 10,5W - 1162 lm - 3000K/CRI 90

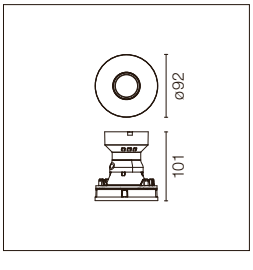

Eclectic Ø90. Downlight non orientabile. Frontale estetico tipo 'Soft'. Cornici di installazione necessari, non inclusi (da ordinare separatamente). Posizione arretrata del LED: angolo cut-off di 41°. Ermeticità IP54. Sono disponibili come pezzi di ricambio varie opzioni di lenti, moduli di orientabilità e di frontali estetici.

Eclectic Ø90. Non-adjustable Downlight. "Soft" style façade. Necessary installation pre-frames, not included (to be ordered separately). Recessed position of the LED: 41° cut-off angle. IP54 water tightness. Alternative options for lenses, orientation modules and style façades are available as spare parts.

Alimentazioni raccomandate / Recommended power supply*:

Non Dimmable 22W	RF31855
Non Dimmable 42W	RF27370
Dimmable Dali 2 38W	RF30699
Dimmable Dali 2 20W	60.9713.0300
Dimmable 0-10V 20W	60.9208
Dimmable 0-10V 20W	60.9843
Mains Dimming 20W	60.9467
Casambi 26W	60.9716

* Vedi capitolo Drivers / Refer to the Drivers chapter

2700K
Optic Spot
05.8105.40
05.8105.14

15°
SPOT

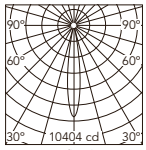

Luminous flux luminaire 860 lm

Beam Angle: 15°

h(m)	E(lx)	D(m)
1	10404	0.27
2	2601	0.54
3	1156	0.81
4	650	1.09
5	416	1.36

3000K
Optic Spot
05.8125.40
05.8125.14

15°
SPOT

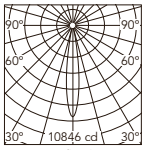

Luminous flux luminaire 896 lm

Beam Angle: 15°

h(m)	E(lx)	D(m)
1	10846	0.27
2	2712	0.54
3	1205	0.81
4	678	1.09
5	434	1.36

Optic Medium
05.8106.40
05.8106.14

24°
MEDIUM

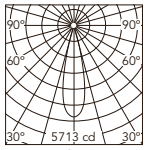

Luminous flux luminaire 922 lm

Beam Angle: 24°

h(m)	E(lx)	D(m)
1	5713	0.43
2	1428	0.87
3	635	1.30
4	357	1.73
5	229	2.16

Optic Medium
05.8126.40
05.8126.14

24°
MEDIUM

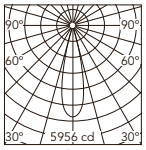

Luminous flux luminaire 961 lm

Beam Angle: 24°

h(m)	E(lx)	D(m)
1	5956	0.43
2	1489	0.87
3	662	1.30
4	372	1.73
5	238	2.16

Optic Flood
05.8107.40
05.8107.14

33°
FLOOD

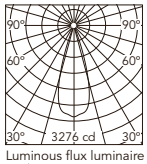

Luminous flux luminaire 925 lm

Beam Angle: 33°

h(m)	E(lx)	D(m)
1	3276	0.59
2	819	1.19
3	364	1.78
4	205	2.38
5	131	2.97

Optic Flood
05.8127.40
05.8127.14

33°
FLOOD

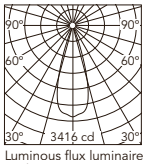

Luminous flux luminaire 964 lm

Beam Angle: 33°

h(m)	E(lx)	D(m)
1	3416	0.59
2	854	1.19
3	380	1.78
4	213	2.38
5	137	2.97

Optic Wide Flood
05.8108.40
05.8108.14

42°
WIDE FLOOD

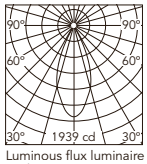

Luminous flux luminaire 862 lm

Beam Angle: 42°

h(m)	E(lx)	D(m)
1	1939	0.77
2	485	1.53
3	215	2.30
4	121	3.06
5	78	3.83

Optic Wide Flood
05.8128.40
05.8128.14

42°
WIDE FLOOD

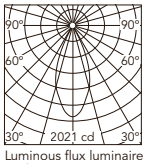

Luminous flux luminaire 899 lm

Beam Angle: 42°

h(m)	E(lx)	D(m)
1	2021	0.77
2	505	1.53
3	225	2.30
4	126	3.06
5	81	3.83

Eclectic Ø90 - Fixed Soft

Light Source: Power LED DC 600 mA - 7W - 534 lm - 2700K/CRI 90 / 7W - 572 lm - 3000K/CRI 90

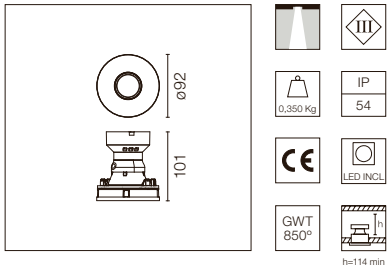

Eclectic Ø90. Downlight non orientabile. Frontale estetico tipo 'Soft'. Cornici di installazione necessari, non inclusi (da ordinare separatamente). Posizione arretrata del LED: angolo cut-off di 41°. Ermeticità IP54. Sorgente di luce, Power LED*. Sono disponibili come pezzi di ricambio varie opzioni di lenti, moduli di orientabilità e di frontali estetici.

Eclectic Ø90. Non-adjustable Downlight. "Soft" style façade. Necessary installation pre-frames, not included (to be ordered separately). Recessed position of the LED: 41° cut-off angle. IP54 water tightness. Power LED light source*. Alternative options for lenses, orientation modules and style façades are available as spare parts.

Alimentazioni raccomandate / Recommended power supply*:

		Serial Con.
Non Dimmable 32W	60.9592	1 - 3
Non Dimmable 42W	RF27370	1 - 3
Dimmable Dali 2 38W	RF30699	1 - 4
Dimmable Dali 2 20W	60.9713.0600	1 - 2
Dimmable 0-10V 20W	60.9208	1 - 2
Dimmable 0-10V 40W	60.9845	1 - 3
Mains Dimming 20W	60.9467	1 - 2
Casambi 26W	60.9716	1 - 3

* Vedi capitolo Drivers / Refer to the Drivers chapter

2700K
Optic Super Spot
05.8203.40
05.8203.14

7°
SUPER SPOT

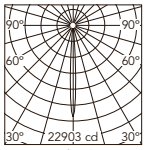

Luminous flux luminaire 404 lm

Beam Angle: 7°

h(m)	E(lx)	D(m)
1	22903	0.12
2	5726	0.23
3	2545	0.35
4	1431	0.47
5	916	0.58

3000K
Optic Super Spot
05.8213.40
05.8213.14

7°
SUPER SPOT

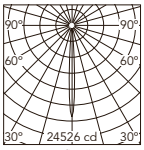

Luminous flux luminaire 433 lm

Beam Angle: 7°

h(m)	E(lx)	D(m)
1	24526	0.12
2	6132	0.23
3	2725	0.35
4	1533	0.47
5	981	0.58

Optic Spot
05.8204.40
05.8204.14

10°
SPOT

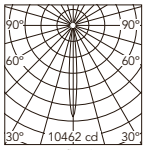

Luminous flux luminaire 386 lm

Beam Angle: 10°

h(m)	E(lx)	D(m)
1	10462	0.17
2	2615	0.34
3	1162	0.50
4	654	0.67
5	418	0.84

Optic Spot
05.8214.40
05.8214.14

10°
SPOT

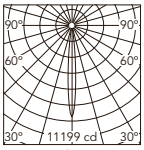

Luminous flux luminaire 413 lm

Beam Angle: 10°

h(m)	E(lx)	D(m)
1	11199	0.17
2	2800	0.34
3	1244	0.50
4	700	0.67
5	448	0.84

Optic Medium
05.8205.40
05.8205.14

21°
MEDIUM

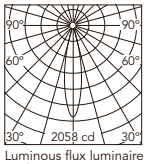

Luminous flux luminaire 311 lm

Beam Angle: 21°

h(m)	E(lx)	D(m)
1	2058	0.38
2	514	0.75
3	229	1.13
4	129	1.51
5	82	1.89

Optic Medium
05.8215.40
05.8215.14

21°
MEDIUM

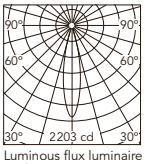

Luminous flux luminaire 333 lm

Beam Angle: 21°

h(m)	E(lx)	D(m)
1	2203	0.38
2	551	0.75
3	245	1.13
4	138	1.51
5	88	1.89

* La combinazione di modelli con sorgente di luce Power LED e LED Array può comportare delle piccole differenze di cromaticità nella luce. In un medesimo spazio, si raccomanda usare la stessa sorgente di luce.

* The combination of models using Power LED and Array LED light sources can lead to slight diffºrences in the chromaticity of the light. It is recommended to use the same light source in shared spaces.

Eclectic Ø90 - Fixed Flat

Light Source: LED Array DC 300 mA - 10,5W - 1114 lm - 2700K/CRI 90 / 10,5W - 1162 lm - 3000K/CRI 90

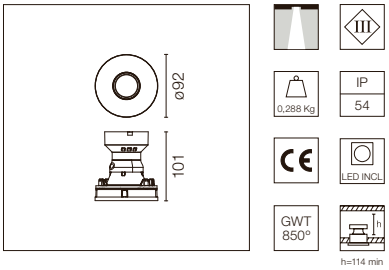

Eclectic Ø90. Downlight non orientabile. Frontale estetico tipo 'Flat'. Cornici di installazione necessari, non inclusi (da ordinare separatamente). Posizione arretrata del LED: angolo cut-off di 49°. Ermeticità IP54. Sono disponibili come pezzi di ricambio varie opzioni di lenti, moduli di orientabilità e di frontali estetici.

Eclectic Ø90. Non-adjustable Downlight. "Flat" style façade. Necessary installation pre-frames, not included (to be ordered separately). Recessed position of the LED: 49° cut-off angle. IP54 water tightness. Alternative options for lenses, orientation modules and style façades are available as spare parts.

Alimentazioni raccomandate / Recommended power supply*:

Non Dimmable 22W	RF31855
Non Dimmable 42W	RF27370
Dimmable Dali 2 38W	RF30699
Dimmable Dali 2 20W	60.9713.0300
Dimmable 0-10V 20W	60.9208
Dimmable 0-10V 20W	60.9843
Mains Dimming 20W	60.9467
Casambi 26W	60.9716

* Vedi capitolo Drivers / Refer to the Drivers chapter

2700K
Optic Spot
05.8110.40
05.8110.14

15°
SPOT

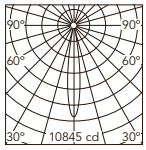

Luminous flux luminaire 860 lm

Beam Angle: 15°

h(m)	E(lx)	D(m)
1	10845	0.27
2	2711	0.53
3	1205	0.80
4	678	1.07
5	434	1.34

3000K
Optic Spot
05.8130.40
05.8130.14

15°
SPOT

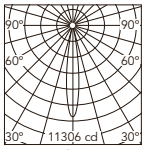

Luminous flux luminaire 897 lm

Beam Angle: 15°

h(m)	E(lx)	D(m)
1	11306	0.27
2	2827	0.53
3	1256	0.80
4	707	1.07
5	452	1.34

Optic Medium
05.8111.40
05.8111.14

25°
MEDIUM

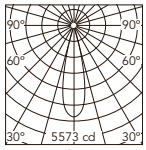

Luminous flux luminaire 903 lm

Beam Angle: 25°

h(m)	E(lx)	D(m)
1	5573	0.44
2	1393	0.88
3	619	1.32
4	348	1.76
5	223	2.20

Optic Medium
05.8131.40
05.8131.14

25°
MEDIUM

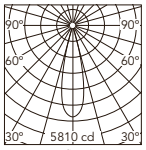

Luminous flux luminaire 942 lm

Beam Angle: 25°

h(m)	E(lx)	D(m)
1	5810	0.44
2	1453	0.88
3	646	1.32
4	363	1.76
5	232	2.20

Optic Flood
05.8112.40
05.8112.14

33°
FLOOD

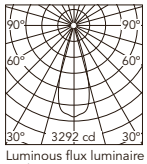

Luminous flux luminaire 901 lm

Beam Angle: 33°

h(m)	E(lx)	D(m)
1	3292	0.59
2	823	1.18
3	366	1.77
4	206	2.36
5	132	2.95

Optic Flood
05.8132.40
05.8132.14

33°
FLOOD

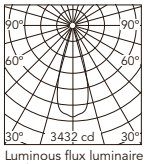

Luminous flux luminaire 939 lm

Beam Angle: 33°

h(m)	E(lx)	D(m)
1	3432	0.59
2	858	1.18
3	381	1.77
4	215	2.36
5	137	2.95

Optic Wide Flood
05.8113.40
05.8113.14

42°
WIDE FLOOD

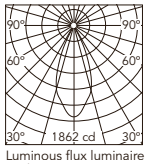

Luminous flux luminaire 809 lm

Beam Angle: 42°

h(m)	E(lx)	D(m)
1	1862	0.76
2	466	1.52
3	207	2.28
4	116	3.04
5	74	3.81

Optic Wide Flood
05.8133.40
05.8133.14

42°
WIDE FLOOD

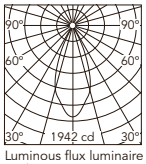

Luminous flux luminaire 844 lm

Beam Angle: 42°

h(m)	E(lx)	D(m)
1	1942	0.76
2	485	1.52
3	216	2.28
4	121	3.04
5	78	3.81

Eclectic Ø90 - Fixed Flat

Light Source: Power LED DC 600 mA - 7W - 534 lm - 2700K/CRI 90 / 7W - 572 lm - 3000K/CRI 90

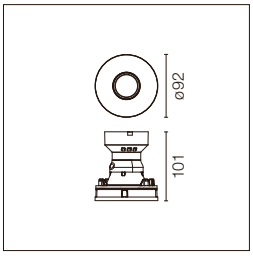

Eclectic Ø90. Downlight non orientabile. Frontale estetico tipo 'Flat'. Cornici di installazione necessari, non inclusi (da ordinare separatamente). Posizione arretrata del LED: angolo cut-off di 49º. Ermeticità IP54. Sorgente di luce, Power LED*. Sono disponibili come pezzi di ricambio varie opzioni di lenti, moduli di orientabilità e di frontali estetici.

Eclectic Ø90. Non-adjustable Downlight. "Flat" style façade. Necessary installation pre-frames, not included (to be ordered separately). Recessed position of the LED: 49º cut-off angle. IP54 water tightness. Power LED light source*. Alternative options for lenses, orientation modules and style façades are available as spare parts.

Alimentazioni raccomandate / Recommended power supply*:

		Serial Con.
Non Dimmable 32W	60.9592	1 - 3
Non Dimmable 42W	RF27370	1 - 3
Dimmable Dali 2 38W	RF30699	1 - 4
Dimmable Dali 2 20W	60.9713.0600	1 - 2
Dimmable 0-10V 20W	60.9208	1 - 2
Dimmable 0-10V 40W	60.9845	1 - 3
Mains Dimming 20W	60.9467	1 - 2
Casambi 26W	60.9716	1 - 3

* Vedi capitolo Drivers / Refer to the Drivers chapter

2700K
Optic Super Spot
05.8206.40
05.8206.14

7°
SUPER SPOT

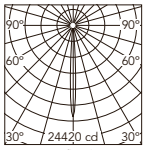

Luminous flux luminaire 418 lm

Beam Angle: 7°

h(m)	E(lx)	D(m)
1	24420	0.12
2	6105	0.23
3	2713	0.35
4	1526	0.46
5	977	0.58

3000K
Optic Super Spot
05.8216.40
05.8216.14

7°
SUPER SPOT

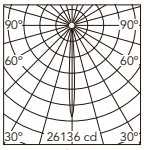

Luminous flux luminaire 447 lm

Beam Angle: 7°

h(m)	E(lx)	D(m)
1	26136	0.12
2	6534	0.23
3	2904	0.35
4	1634	0.46
5	1045	0.58

Optic Spot
05.8207.40
05.8207.14

10°
SPOT

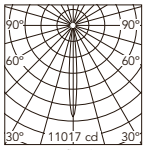

Luminous flux luminaire 396 lm

Beam Angle: 10°

h(m)	E(lx)	D(m)
1	11017	0.17
2	2754	0.34
3	1224	0.50
4	689	0.67
5	441	0.84

Optic Spot
05.8217.40
05.8217.14

10°
SPOT

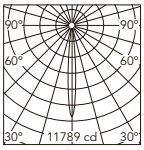

Luminous flux luminaire 424 lm

Beam Angle: 10°

h(m)	E(lx)	D(m)
1	11789	0.17
2	2947	0.34
3	1310	0.50
4	737	0.67
5	472	0.84

Optic Medium
05.8208.40
05.8208.14

21°
MEDIUM

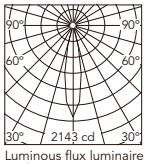

Luminous flux luminaire 320 lm

Beam Angle: 21°

h(m)	E(lx)	D(m)
1	2143	0.37
2	536	0.73
3	238	1.10
4	134	1.46
5	86	1.83

Optic Medium
05.8218.40
05.8218.14

21°
MEDIUM

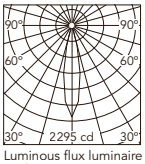

Luminous flux luminaire 343 lm

Beam Angle: 21°

h(m)	E(lx)	D(m)
1	2295	0.37
2	574	0.73
3	255	1.10
4	143	1.46
5	92	1.83

* La combinazione di modelli con sorgente di luce Power LED e LED Array può comportare delle piccole differenze di cromaticità nella luce. In un medesimo spazio, si raccomanda usare la stessa sorgente di luce.

* The combination of models using Power LED and Array LED light sources can lead to slight diffºrences in the chromaticity of the light. It is recommended to use the same light source in shared spaces.

Eclectic Ø90 - Adjustable Cone

Light Source: LED Array DC 300 mA - 10,5W - 1114 lm - 2700K/CRI 90 / 10,5W - 1162 lm - 3000K/CRI 90

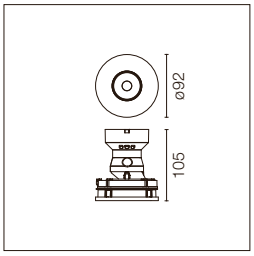

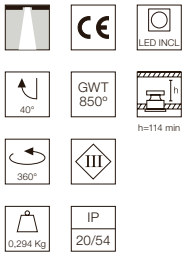

Eclectic Ø90. Downlight orientabile (basculaggio 40º, giro 360º). Frontale estetico tipo 'Cone'. Cornici di installazione necessari, non inclusi (da ordinare separatamente). Posizione arretrata del LED: angolo cut-off di 41º. Ermeticità IP20 (per IP54, richiedere accessorio apposito). Sono disponibili come pezzi di ricambio varie opzioni di lenti, moduli di orientabilità e di frontali estetici.

Eclectic Ø90. Adjustable Downlight (40º tilt, 360º rotation). "Cone" style façade. Necessary installation pre-frames, not included (to be ordered separately). Recessed position of the LED: 41º cut-off angle. IP20 water tightness (for IP54, please ask the dedicated accessory). Alternative options for lenses, orientation modules and style façades are available as spare parts.

Alimentazioni raccomandate / Recommended power supply*:

Non Dimmable 22W	RF31855
Non Dimmable 42W	RF27370
Dimmable Dali 2 38W	RF30699
Dimmable Dali 2 20W	60.9713.0300
Dimmable 0-10V 20W	60.9208
Dimmable 0-10V 20W	60.9843
Mains Dimming 20W	60.9467
Casambi 26W	60.9716

* Vedi capitolo Drivers / Refer to the Drivers chapter

2700K
Optic Spot
05.8140.40
05.8140.14

16° SPOT

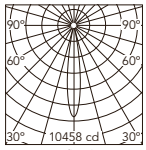

Luminous flux luminaire 884 lm

Beam Angle: 16°

h(m)	E(lx)	D(m)
1	10458	0.28
2	2614	0.56
3	1162	0.84
4	654	1.12
5	418	1.39

3000K
Optic Spot
05.8160.40
05.8160.14

16° SPOT

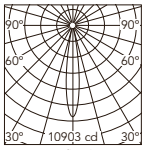

Luminous flux luminaire 922 lm

Beam Angle: 16°

h(m)	E(lx)	D(m)
1	10903	0.28
2	2726	0.56
3	1211	0.84
4	681	1.12
5	436	1.39

Optic Medium
05.8141.40
05.8141.14

25° MEDIUM

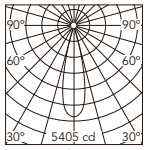

Luminous flux luminaire 898 lm

Beam Angle: 25°

h(m)	E(lx)	D(m)
1	5405	0.44
2	1351	0.88
3	601	1.32
4	338	1.76
5	216	2.21

Optic Medium
05.8161.40
05.8161.14

25° MEDIUM

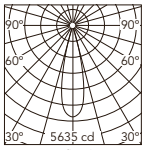

Luminous flux luminaire 937 lm

Beam Angle: 25°

h(m)	E(lx)	D(m)
1	5635	0.44
2	1409	0.88
3	626	1.32
4	352	1.76
5	225	2.21

Optic Flood
05.8142.40
05.8142.14

34° FLOOD

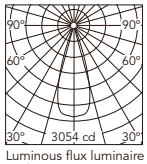

Luminous flux luminaire 906 lm

Beam Angle: 34°

h(m)	E(lx)	D(m)
1	3054	0.61
2	764	1.22
3	339	1.82
4	191	2.43
5	122	3.04

Optic Flood
05.8162.40
05.8162.14

34° FLOOD

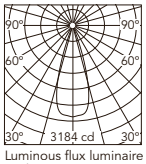

Luminous flux luminaire 945 lm

Beam Angle: 34°

h(m)	E(lx)	D(m)
1	3184	0.61
2	796	1.22
3	354	1.82
4	199	2.43
5	127	3.04

Optic Wide Flood
05.8143.40
05.8143.14

43° WIDE FLOOD

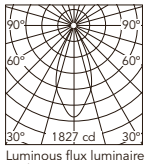

Luminous flux luminaire 836 lm

Beam Angle: 43°

h(m)	E(lx)	D(m)
1	1827	0.79
2	457	1.58
3	203	2.37
4	114	3.16
5	73	3.95

Optic Wide Flood
05.8163.40
05.8163.14

43° WIDE FLOOD

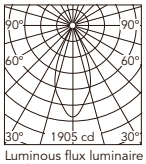

Luminous flux luminaire 872 lm

Beam Angle: 43°

h(m)	E(lx)	D(m)
1	1905	0.79
2	476	1.58
3	212	2.37
4	119	3.16
5	76	3.95

Eclectic Ø90 - Adjustable Cone

Light Source: Power LED DC 600 mA - 7W - 534 lm - 2700K/CRI 90 / 7W - 572 lm - 3000K/CRI 90

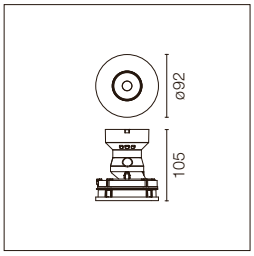

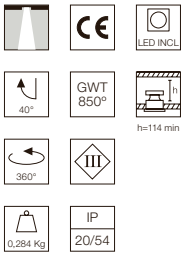

Eclectic Ø90. Downlight orientabile (basculaggio 40º, giro 360º). Frontale estetico tipo 'Cone'. Cornici di installazione necessari, non inclusi (da ordinare separatamente). Posizione arretrata del LED: angolo cut-off di 41º. Ermeticità IP20 (per IP54, richiedere accessorio apposito). Sorgente di luce, Power LED*. Sono disponibili come pezzi di ricambio varie opzioni di lenti, moduli di orientabilità e di frontali estetici.

Eclectic Ø90. Adjustable Downlight (40º tilt, 360º rotation). "Cone" style façade. Necessary installation pre-frames, not included (to be ordered separately). Recessed position of the LED: 41º cut-off angle. IP20 water tightness (for IP54, please ask the dedicated accessory). Power LED light source*. Alternative options for lenses, orientation modules and style façades are available as spare parts.

Alimentazioni raccomandate / Recommended power supply*:

		Serial Con.
Non Dimmable 32W	60.9592	1 - 3
Non Dimmable 42W	RF27370	1 - 3
Dimmable Dali 2 38W	RF30699	1 - 4
Dimmable Dali 2 20W	60.9713.0600	1 - 2
Dimmable 0-10V 20W	60.9208	1 - 2
Dimmable 0-10V 40W	60.9845	1 - 3
Mains Dimming 20W	60.9467	1 - 2
Casambi 26W	60.9716	1 - 3

* Vedi capitolo Drivers / Refer to the Drivers chapter

2700K
Optic Super Spot
05.8220.40
05.8220.14

7°
SUPER SPOT

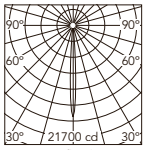

Luminous flux luminaire 393 lm

Beam Angle: 7°

h(m)	E(lx)	D(m)
1	21700	0.12
2	5425	0.24
3	2411	0.35
4	1356	0.47
5	868	0.59

3000K
Optic Super Spot
05.8230.40
05.8230.14

7°
SUPER SPOT

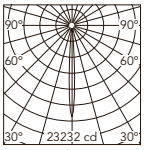

Luminous flux luminaire 421 lm

Beam Angle: 7°

h(m)	E(lx)	D(m)
1	23232	0.12
2	5808	0.24
3	2581	0.35
4	1452	0.47
5	929	0.59

Optic Spot
05.8221.40
05.8221.14

10°
SPOT

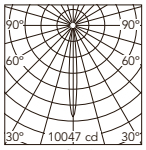

Luminous flux luminaire 380 lm

Beam Angle: 10°

h(m)	E(lx)	D(m)
1	10047	0.17
2	2512	0.34
3	1116	0.51
4	628	0.68
5	402	0.85

Optic Spot
05.8231.40
05.8231.14

10°
SPOT

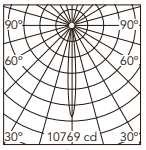

Luminous flux luminaire 407 lm

Beam Angle: 10°

h(m)	E(lx)	D(m)
1	10769	0.17
2	2692	0.34
3	1197	0.51
4	673	0.68
5	431	0.85

Optic Medium
05.8222.40
05.8222.14

22°
MEDIUM

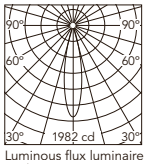

Luminous flux luminaire 309 lm

Beam Angle: 22°

h(m)	E(lx)	D(m)
1	1982	0.38
2	495	0.77
3	220	1.15
4	124	1.54
5	79	1.92

Optic Medium
05.8232.40
05.8232.14

22°
MEDIUM

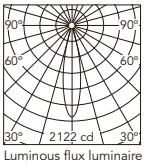

Luminous flux luminaire 331 lm

Beam Angle: 22°

h(m)	E(lx)	D(m)
1	2122	0.38
2	530	0.77
3	236	1.15
4	133	1.54
5	85	1.92

* La combinazione di modelli con sorgente di luce Power LED e LED Array può comportare delle piccole differenze di cromaticità nella luce. In un medesimo spazio, si raccomanda usare la stessa sorgente di luce.

* The combination of models using Power LED and Array LED light sources can lead to slight diffºrences in the chromaticity of the light. It is recommended to use the same light source in shared spaces.

Eclectic Ø90 - Adjustable Soft

Light Source: LED Array DC 300 mA - 10,5W - 1114 lm - 2700K/CRI 90 / 10,5W - 1162 lm - 3000K/CRI 90

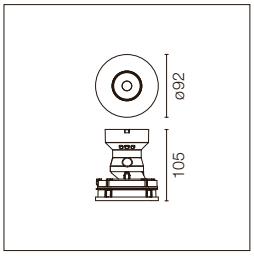

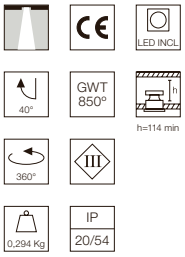

Eclectic Ø90. Downlight orientabile (basculaggio 40º, giro 360º). Frontale estetico tipo 'Soft'. Cornici di installazione necessari, non inclusi (da ordinare separatamente). Posizione arretrata del LED: angolo cut-off di 41º. Ermeticità IP20 (per IP54, richiedere accessorio apposito). Sono disponibili come pezzi di ricambio varie opzioni di lenti, moduli di orientabilità e di frontali estetici.

Eclectic Ø90. Adjustable Downlight (40º tilt, 360º rotation). "Soft" style façade. Necessary installation pre-frames, not included (to be ordered separately). Recessed position of the LED: 41º cut-off angle. IP20 water tightness (for IP54, please ask the dedicated accessory). Alternative options for lenses, orientation modules and style façades are available as spare parts.

Alimentazioni raccomandate / Recommended power supply*:

Non Dimmable 22W	RF31855
Non Dimmable 42W	RF27370
Dimmable Dali 2 38W	RF30699
Dimmable Dali 2 20W	60.9713.0300
Dimmable 0-10V 20W	60.9208
Dimmable 0-10V 20W	60.9843
Mains Dimming 20W	60.9467
Casambi 26W	60.9716

* Vedi capitolo Drivers / Refer to the Drivers chapter

2700K
Optic Spot
05.8145.40
05.8145.14

16° SPOT

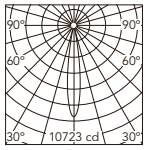

Luminous flux luminaire 868 lm

Beam Angle: 16°

h(m)	E(lx)	D(m)
1	10723	0.27
2	2681	0.55
3	1191	0.82
4	670	1.09
5	429	1.36

3000K
Optic Spot
05.8165.40
05.8165.14

16° SPOT

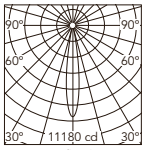

Luminous flux luminaire 905 lm

Beam Angle: 16°

h(m)	E(lx)	D(m)
1	11180	0.27
2	2795	0.55
3	1242	0.82
4	699	1.09
5	447	1.36

Optic Medium
05.8146.40
05.8146.14

25° MEDIUM

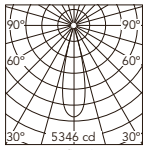

Luminous flux luminaire 900 lm

Beam Angle: 25°

h(m)	E(lx)	D(m)
1	5346	0.45
2	1337	0.89
3	594	1.34
4	334	1.78
5	214	2.23

Optic Medium
05.8166.40
05.8166.14

25° MEDIUM

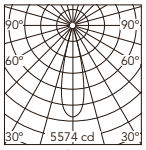

Luminous flux luminaire 938 lm

Beam Angle: 25°

h(m)	E(lx)	D(m)
1	5574	0.45
2	1393	0.89
3	619	1.34
4	348	1.78
5	223	2.23

Optic Flood
05.8147.40
05.8147.14

34° FLOOD

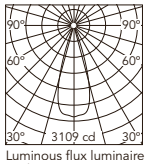

Luminous flux luminaire 904 lm

Beam Angle: 34°

h(m)	E(lx)	D(m)
1	3109	0.60
2	777	1.21
3	345	1.81
4	194	2.41
5	124	3.01

Optic Flood
05.8167.40
05.8167.14

34° FLOOD

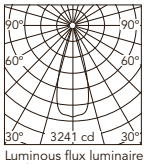

Luminous flux luminaire 942 lm

Beam Angle: 34°

h(m)	E(lx)	D(m)
1	3241	0.60
2	810	1.21
3	360	1.81
4	203	2.41
5	130	3.01

Optic Wide Flood
05.8148.40
05.8148.14

43° WIDE FLOOD

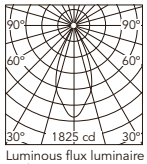

Luminous flux luminaire 837 lm

Beam Angle: 43°

h(m)	E(lx)	D(m)
1	1825	0.79
2	456	1.59
3	203	2.38
4	114	3.17
5	73	3.97

Optic Wide Flood
05.8168.40
05.8168.14

43° WIDE FLOOD

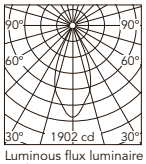

Luminous flux luminaire 873 lm

Beam Angle: 43°

h(m)	E(lx)	D(m)
1	1902	0.79
2	476	1.59
3	211	2.38
4	119	3.17
5	76	3.97

Eclectic Ø90 - Adjustable Soft

Light Source: Power LED DC 600 mA - 7W - 534 lm - 2700K/CRI 90 / 7W - 572 lm - 3000K/CRI 90

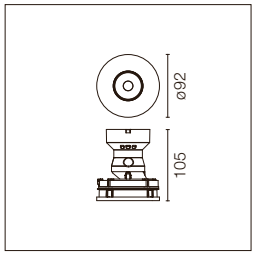

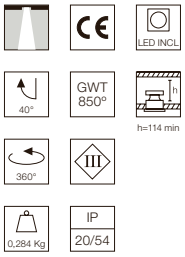

Eclectic Ø90. Downlight orientabile (basculaggio 40º, giro 360º). Frontale estetico tipo 'Soft'. Cornici di installazione necessari, non inclusi (da ordinare separatamente). Posizione arretrata del LED: angolo cut-off di 41º. Ermeticità IP20 (per IP54, richiedere accessorio apposito). Sorgente di luce, Power LED*. Sono disponibili come pezzi di ricambio varie opzioni di lenti, moduli di orientabilità e di frontali estetici.

Eclectic Ø90. Adjustable Downlight (40º tilt, 360º rotation). "Soft" style façade. Necessary installation pre-frames, not included (to be ordered separately). Recessed position of the LED: 41º cut-off angle. IP20 water tightness (for IP54, please ask the dedicated accessory). Power LED light source*. Alternative options for lenses, orientation modules and style façades are available as spare parts.

Alimentazioni raccomandate / Recommended power supply*:

		Serial Con.
Non Dimmable 32W	60.9592	1 - 3
Non Dimmable 42W	RF27370	1 - 3
Dimmable Dali 2 38W	RF30699	1 - 4
Dimmable Dali 2 20W	60.9713.0600	1 - 2
Dimmable 0-10V 20W	60.9208	1 - 2
Dimmable 0-10V 40W	60.9845	1 - 3
Mains Dimming 20W	60.9467	1 - 2
Casambi 26W	60.9716	1 - 3

* Vedi capitolo Drivers / Refer to the Drivers chapter

2700K
Optic Super Spot
05.8223.40
05.8223.14

7°
SUPER SPOT

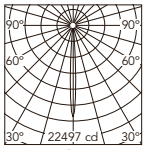

Luminous flux luminaire 400 lm

Beam Angle: 7°

h(m)	E(lx)	D(m)
1	22497	0.12
2	5624	0.23
3	2500	0.35
4	1406	0.47
5	900	0.59

3000K
Optic Super Spot
05.8233.40
05.8233.14

7°
SUPER SPOT

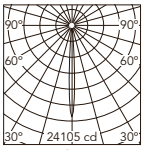

Luminous flux luminaire 429 lm

Beam Angle: 7°

h(m)	E(lx)	D(m)
1	24105	0.12
2	6026	0.23
3	2678	0.35
4	1507	0.47
5	964	0.59

Optic Spot
05.8224.40
05.8224.14

10°
SPOT

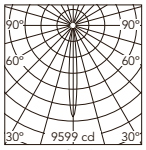

Luminous flux luminaire 373 lm

Beam Angle: 10°

h(m)	E(lx)	D(m)
1	9599	0.17
2	2400	0.35
3	1067	0.52
4	600	0.70
5	384	0.87

Optic Spot
05.8234.40
05.8234.14

10°
SPOT

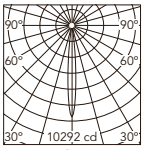

Luminous flux luminaire 400 lm

Beam Angle: 10°

h(m)	E(lx)	D(m)
1	10292	0.17
2	2573	0.35
3	1144	0.52
4	643	0.70
5	412	0.87

Optic Medium
05.8225.40
05.8225.14

22°
MEDIUM

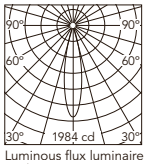

Luminous flux luminaire 307 lm

Beam Angle: 22°

h(m)	E(lx)	D(m)
1	1984	0.38
2	496	0.77
3	220	1.15
4	124	1.54
5	79	1.92

Optic Medium
05.8235.40
05.8235.14

22°
MEDIUM

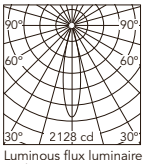

Luminous flux luminaire 329 lm

Beam Angle: 22°

h(m)	E(lx)	D(m)
1	2128	0.38
2	532	0.77
3	236	1.15
4	133	1.54
5	85	1.92

* La combinazione di modelli con sorgente di luce Power LED e LED Array può comportare delle piccole differenze di cromaticità nella luce. In un medesimo spazio, si raccomanda usare la stessa sorgente di luce.

* The combination of models using Power LED and Array LED light sources can lead to slight diffºrences in the chromaticity of the light. It is recommended to use the same light source in shared spaces.

Eclectic Ø90 - Adjustable Flat

Light Source: LED Array DC 300 mA - 10,5W - 1114 lm - 2700K/CRI 90 / 10,5W - 1162 lm - 3000K/CRI 90

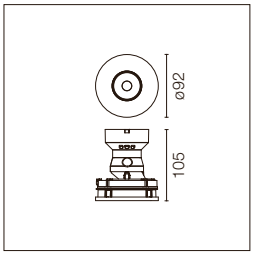

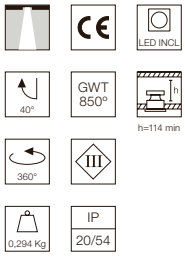

Eclectic Ø90. Downlight orientabile (basculaggio 40º, giro 360º). Frontale estetico tipo 'Flat'. Cornici di installazione necessari, non inclusi (da ordinare separatamente). Posizione arretrata del LED: angolo cut-off di 49º. Ermeticità IP20 (per IP54, richiedere accessorio apposito). Sono disponibili come pezzi di ricambio varie opzioni di lenti, moduli di orientabilità e di frontali estetici.

Eclectic Ø90. Adjustable Downlight (40º tilt, 360º rotation). "Flat" style façade. Necessary installation pre-frames, not included (to be ordered separately). Recessed position of the LED: 49º cut-off angle. IP20 water tightness (for IP54, please ask the dedicated accessory). Alternative options for lenses, orientation modules and style façades are available as spare parts.

Alimentazioni raccomandate / Recommended power supply*:

Non Dimmable 22W	RF31855
Non Dimmable 42W	RF27370
Dimmable Dali 2 38W	RF30699
Dimmable Dali 2 20W	60.9713.0300
Dimmable 0-10V 20W	60.9208
Dimmable 0-10V 20W	60.9843
Mains Dimming 20W	60.9467
Casambi 26W	60.9716

* Vedi capitolo Drivers / Refer to the Drivers chapter

2700K
Optic Spot
05.8150.40
05.8150.14

15°
SPOT

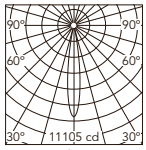

Luminous flux luminaire 852 lm

Beam Angle: 15°

h(m)	E(lx)	D(m)
1	11105	0.27
2	2776	0.53
3	1234	0.80
4	694	1.06
5	444	1.33

3000K
Optic Spot
05.8170.40
05.8170.14

15°
SPOT

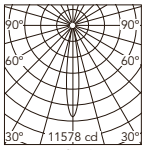

Luminous flux luminaire 889 lm

Beam Angle: 15°

h(m)	E(lx)	D(m)
1	11578	0.27
2	2894	0.53
3	1286	0.80
4	724	1.06
5	463	1.33

Optic Medium
05.8151.40
05.8151.14

25°
MEDIUM

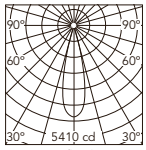

Luminous flux luminaire 874 lm

Beam Angle: 25°

h(m)	E(lx)	D(m)
1	5410	0.44
2	1352	0.88
3	601	1.32
4	338	1.76
5	216	2.20

Optic Medium
05.8171.40
05.8171.14

25°
MEDIUM

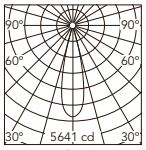

Luminous flux luminaire 912 lm

Beam Angle: 25°

h(m)	E(lx)	D(m)
1	5641	0.44
2	1410	0.88
3	627	1.32
4	353	1.76
5	226	2.20

Optic Flood
05.8152.40
05.8152.14

34°
FLOOD

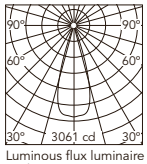

Luminous flux luminaire 885 lm

Beam Angle: 34°

h(m)	E(lx)	D(m)
1	3061	0.60
2	765	1.21
3	340	1.81
4	191	2.41
5	122	3.02

Optic Flood
05.8172.40
05.8172.14

34°
FLOOD

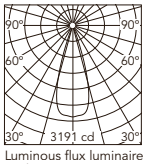

Luminous flux luminaire 923 lm

Beam Angle: 34°

h(m)	E(lx)	D(m)
1	3191	0.60
2	798	1.21
3	355	1.81
4	199	2.41
5	128	3.02

Optic Wide Flood
05.8153.40
05.8153.14

41°
WIDE FLOOD

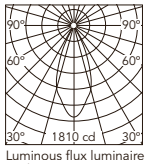

Luminous flux luminaire 782 lm

Beam Angle: 41°

h(m)	E(lx)	D(m)
1	1810	0.75
2	452	1.51
3	201	2.26
4	113	3.01
5	72	3.76

Optic Wide Flood
05.8173.40
05.8173.14

41°
WIDE FLOOD

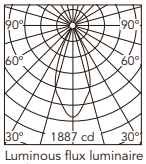

Luminous flux luminaire 815 lm

Beam Angle: 41°

h(m)	E(lx)	D(m)
1	1887	0.75
2	472	1.51
3	210	2.26
4	118	3.01
5	75	3.76

Eclectic Ø90 - Adjustable Flat

Light Source: Power LED DC 600 mA - 7W - 534 lm - 2700K/CRI 90 / 7W - 572 lm - 3000K/CRI 90

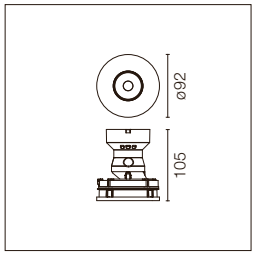

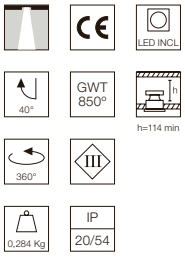

Eclectic Ø90. Downlight orientabile (basculaggio 40º, giro 360º). Frontale estetico tipo 'Flat'. Cornici di installazione necessari, non inclusi (da ordinare separatamente). Posizione arretrata del LED: angolo cut-off di 49º. Ermeticità IP20 (per IP54, richiedere accessorio apposito). Sorgente di luce, Power LED*. Sono disponibili come pezzi di ricambio varie opzioni di lenti, moduli di orientabilità e di frontali estetici.

Eclectic Ø90. Adjustable Downlight (40º tilt, 360º rotation). "Flat" style façade. Necessary installation pre-frames, not included (to be ordered separately). Recessed position of the LED: 49º cut-off angle. IP20 water tightness (for IP54, please ask the dedicated accessory). Power LED light source*. Alternative options for lenses, orientation modules and style façades are available as spare parts.

Alimentazioni raccomandate / Recommended power supply*:

		Serial Con.
Non Dimmable 32W	60.9592	1 - 3
Non Dimmable 42W	RF27370	1 - 3
Dimmable Dali 2 38W	RF30699	1 - 4
Dimmable Dali 2 20W	60.9713.0600	1 - 2
Dimmable 0-10V 20W	60.9208	1 - 2
Dimmable 0-10V 40W	60.9845	1 - 3
Mains Dimming 20W	60.9467	1 - 2
Casambi 26W	60.9716	1 - 3

* Vedi capitolo Drivers / Refer to the Drivers chapter

2700K
Optic Super Spot
05.8226.40
05.8226.14

7°
SUPER SPOT

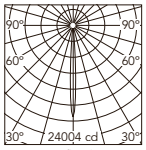

Luminous flux luminaire 416 lm

Beam Angle: 7°

h(m)	E(lx)	D(m)
1	24004	0.12
2	6001	0.23
3	2667	0.35
4	1500	0.47
5	960	0.58

3000K
Optic Super Spot
05.8236.40
05.8236.14

7°
SUPER SPOT

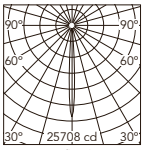

Luminous flux luminaire 445 lm

Beam Angle: 7°

h(m)	E(lx)	D(m)
1	25708	0.12
2	6427	0.23
3	2856	0.35
4	1607	0.47
5	1028	0.58

Optic Spot
05.8227.40
05.8227.14

9°
SPOT

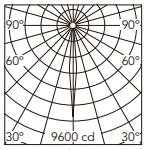

Luminous flux luminaire 411 lm

Beam Angle: 9°

h(m)	E(lx)	D(m)
1	9600	0.16
2	2400	0.33
3	1067	0.49
4	600	0.65
5	384	0.81

Optic Spot
05.8237.40
05.8237.14

9°
SPOT

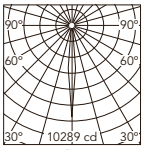

Luminous flux luminaire 440 lm

Beam Angle: 9°

h(m)	E(lx)	D(m)
1	10289	0.16
2	2572	0.33
3	1143	0.49
4	643	0.65
5	412	0.81

Optic Medium
05.8228.40
05.8228.14

21°
MEDIUM

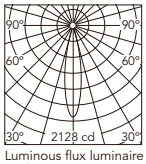

Luminous flux luminaire 300 lm

Beam Angle: 21°

h(m)	E(lx)	D(m)
1	2128	0.36
2	532	0.73
3	236	1.09
4	133	1.46
5	85	1.82

Optic Medium
05.8238.40
05.8238.14

21°
MEDIUM

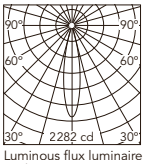

Luminous flux luminaire 322 lm

Beam Angle: 21°

h(m)	E(lx)	D(m)
1	2282	0.36
2	570	0.73
3	254	1.09
4	143	1.46
5	91	1.82

* La combinazione di modelli con sorgente di luce Power LED e LED Array può comportare delle piccole differenze di cromaticità nella luce. In un medesimo spazio, si raccomanda usare la stessa sorgente di luce.

* The combination of models using Power LED and Array LED light sources can lead to slight diffºrences in the chromaticity of the light. It is recommended to use the same light source in shared spaces.

Eclectic Ø90 Dim To Warm. Fixed Cone

Light Source: LED Array DC 300 mA - 13W - 1026 lm - 1800-3000K/CRI 90

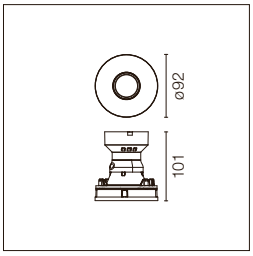

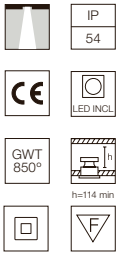

Eclectic Ø90 Dim To Warm. Downlight non orientabile. Frontale estetico tipo 'Cone'. Cornici di installazione necessari, non inclusi (da ordinare separatamente). Posizione arretrata del LED: angolo cut-off di 41°. Ermeticità IP54. Sono disponibili come pezzi di ricambio varie opzioni di lenti, moduli di orientabilità e di frontali estetici.

Eclectic Ø90 Dim To Warm. Non-adjustable Downlight. "Cone" style façade. Necessary installation pre-frames, not included (to be ordered separately). Recessed position of the LED: 41° cut-off angle. IP54 water tightness. Alternative options for lenses, orientation modules and style façades are available as spare parts.

Optic Medium

Dali 2

- ☐ 05.8301.40.DA
- ■ 05.8301.14.DA

1-10V

- ☐ 05.8301.40.1V
- ■ 05.8301.14.1V

Casambi

- ☐ 05.8301.40.CB
- ■ 05.8301.14.CB

Mains Dimming

- ☐ 05.8301.40.NI
- ■ 05.8301.14.NI

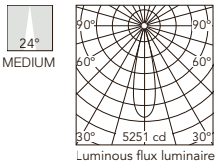

Luminous flux luminaire 850 lm

Beam Angle:	24°	
h(m)	E(lx)	D(m)
1	5251	0.43
2	1313	0.87
3	583	1.30
4	328	1.73
5	210	2.17

Optic Flood

Dali 2

- ☐ 05.8302.40.DA
- ■ 05.8302.14.DA

1-10V

- ☐ 05.8302.40.1V
- ■ 05.8302.14.1V

Casambi

- ☐ 05.8302.40.CB
- ■ 05.8302.14.CB

Mains Dimming

- ☐ 05.8302.40.NI
- ■ 05.8302.14.NI

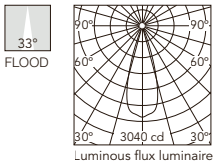

Luminous flux luminaire 852 lm

Beam Angle:	33°	
h(m)	E(lx)	D(m)
1	3040	0.59
2	760	1.18
3	338	1.78
4	190	2.37
5	122	2.96

Eclectic Ø90 Dim To Warm. Fixed Soft

Light Source: LED Array DC 300 mA - 13W - 1026 lm - 1800-3000K/CRI 90

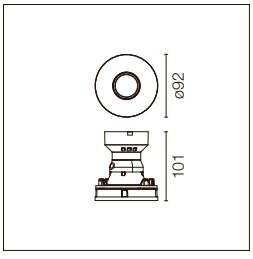

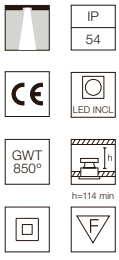

Eclectic Ø90 Dim To Warm. Downlight non orientabile. Frontale estetico tipo 'Soft'. Cornici di installazione necessari, non inclusi (da ordinare separatamente). Posizione arretrata del LED: angolo cut-off di 41°. Ermeticità IP54. Sono disponibili come pezzi di ricambio varie opzioni di lenti, moduli di orientabilità e di frontali estetici.

Eclectic Ø90 Dim To Warm. Non-adjustable Downlight. "Soft" style façade. Necessary installation pre-frames, not included (to be ordered separately). Recessed position of the LED: 41° cut-off angle. IP54 water tightness. Alternative options for lenses, orientation modules and style façades are available as spare parts.

Optic Medium

Dali 2

- ☐ 05.8306.40.DA
- ■ 05.8306.14.DA

1-10V

- ☐ 05.8306.40.1V
- ■ 05.8306.14.1V

Casambi

- ☐ 05.8306.40.CB
- ■ 05.8306.14.CB

Mains Dimming

- ☐ 05.8306.40.NI
- ■ 05.8306.14.NI

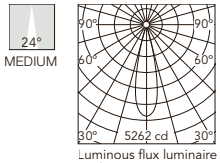

Luminous flux luminaire 849 lm

Beam Angle:	24°	
h(m)	E(lx)	D(m)
1	5262	0.43
2	1316	0.87
3	585	1.30
4	329	1.73
5	210	2.16

Optic Flood

Dali 2

- ☐ 05.8307.40.DA
- ■ 05.8307.14.DA

1-10V

- ☐ 05.8307.40.1V
- ■ 05.8307.14.1V

Casambi

- ☐ 05.8307.40.CB
- ■ 05.8307.14.CB

Mains Dimming

- ☐ 05.8307.40.NI
- ■ 05.8307.14.NI

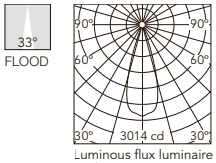

Luminous flux luminaire 851 lm

Beam Angle:	33°	
h(m)	E(lx)	D(m)
1	3014	0.59
2	754	1.19
3	335	1.78
4	188	2.38
5	121	2.97

Eclectic Ø90 Dim To Warm. Fixed Flat

Light Source: LED Array DC 300 mA - 13W - 1026 lm - 1800-3000K/CRI 90

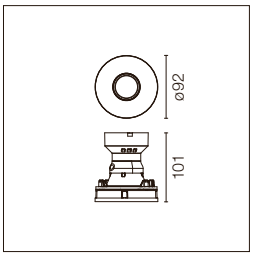

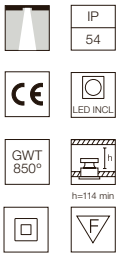

Eclectic Ø90 Dim To Warm. Downlight non orientabile. Frontale estetico tipo 'Flat'. Cornici di installazione necessari, non inclusi (da ordinare separatamente). Posizione arretrata del LED: angolo cut-off di 49º. Ermeticità IP54. Sono disponibili come pezzi di ricambio varie opzioni di lenti, moduli di orientabilità e di frontali estetici.

Eclectic Ø90 Dim To Warm. Non-adjustable Downlight. "Flat" style façade. Necessary installation pre-frames, not included (to be ordered separately). Recessed position of the LED: 49º cut-off angle. IP54 water tightness. Alternative options for lenses, orientation modules and style façades are available as spare parts.

Optic Medium

Dali 2

- ☐ 05.8311.40.DA
- ■ 05.8311.14.DA

1-10V

- ☐ 05.8311.40.1V
- ■ 05.8311.14.1V

Casambi

- ☐ 05.8311.40.CB
- ■ 05.8311.14.CB

Mains Dimming

- ☐ 05.8311.40.NI
- ■ 05.8311.14.NI

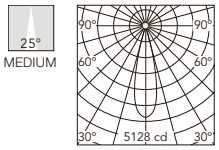

Luminous flux luminaire
831 lm

Beam Angle: 25°

h(m)	E(lx)	D(m)
1	5128	0.44
2	1282	0.88
3	570	1.32
4	321	1.76
5	205	2.20

Optic Flood

Dali 2

- ☐ 05.8312.40.DA
- ■ 05.8312.14.DA

1-10V

- ☐ 05.8312.40.1V
- ■ 05.8312.14.1V

Casambi

- ☐ 05.8312.40.CB
- ■ 05.8312.14.CB

Mains Dimming

- ☐ 05.8312.40.NI
- ■ 05.8312.14.NI

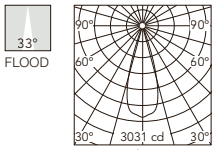

Luminous flux luminaire
829 lm

Beam Angle: 33°

h(m)	E(lx)	D(m)
1	3031	0.59
2	758	1.18
3	337	1.77
4	189	2.36
5	121	2.95

ECLECTIC DIM TO WARM. HOW IT WORKS?

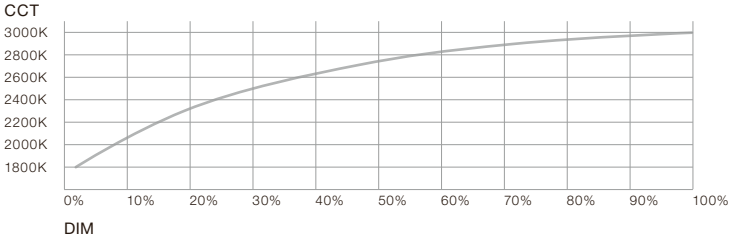

Eclectic Ø90 Dim To Warm. Adjustable Cone

Light Source: LED Array DC 300 mA - 13W - 1026 lm - 1800-3000K/CRI 90

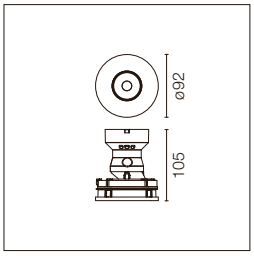

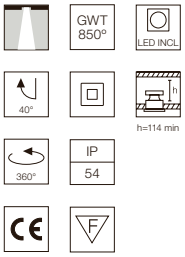

Eclectic Ø90 Dim To Warm. Downlight orientabile (basculaggio 40º, giro 360º). Frontale estetico tipo 'Cone'. Cornici di installazione necessari, non inclusi (da ordinare separatamente). Posizione arretrata del LED: angolo cut-off di 41º. Ermeticità IP20 (per IP54, richiedere accessorio apposito). Sono disponibili come pezzi di ricambio varie opzioni di lenti, moduli di orientabilità e di frontali estetici.

Eclectic Ø90 Dim To Warm. Adjustable Downlight (40º tilt, 360º rotation). "Cone" style façade. Necessary installation pre-frames, not included (to be ordered separately). Recessed position of the LED: 41º cut-off angle. IP20 water tightness (for IP54, please ask the dedicated accessory). Alternative options for lenses, orientation modules and style façades are available as spare parts.

Optic Medium

Dali 2

- 05.8341.40.DA
- 05.8341.14.DA

1-10V

- 05.8341.40.1V
- 05.8341.14.1V

Casambi

- 05.8341.40.CB
- 05.8341.14.CB

Mains Dimming

- 05.8341.40.NI
- 05.8341.14.NI

25°
MEDIUM

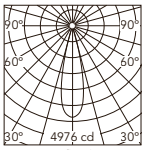

Luminous flux luminaire 827 lm

Beam Angle: 25°

h(m)	E(lx)	D(m)
1	4976	0.44
2	1244	0.88
3	553	1.32
4	311	1.76
5	199	2.21

Optic Flood

Dali 2

- 05.8342.40.DA
- 05.8342.14.DA

1-10V

- 05.8342.40.1V
- 05.8342.14.1V

Casambi

- 05.8342.40.CB
- 05.8342.14.CB

Mains Dimming

- 05.8342.40.NI
- 05.8342.14.NI

34°
FLOOD

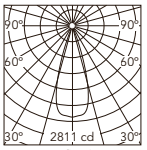

Luminous flux luminaire 834 lm

Beam Angle: 34°

h(m)	E(lx)	D(m)
1	2811	0.61
2	703	1.22
3	312	1.82
4	176	2.43
5	112	3.04

Eclectic Ø90 Dim To Warm. Adjustable Soft

Light Source: LED Array DC 300 mA - 13W - 1026 lm - 1800-3000K/CRI 90

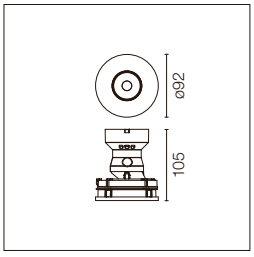

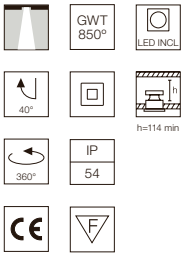

Eclectic Ø90 Dim To Warm. Downlight orientabile (basculaggio 40º, giro 360º). Frontale estetico tipo 'Soft'. Cornici di installazione necessari, non inclusi (da ordinare separatamente). Posizione arretrata del LED: angolo cut-off di 41º. Ermeticità IP20 (per IP54, richiedere accessorio apposito). Sono disponibili come pezzi di ricambio varie opzioni di lenti, moduli di orientabilità e di frontali estetici.

Eclectic Ø90 Dim To Warm. Adjustable Downlight (40º tilt, 360º rotation). "Soft" style façade. Necessary installation pre-frames, not included (to be ordered separately). Recessed position of the LED: 41º cut-off angle. IP20 water tightness (for IP54, please ask the dedicated accessory). Alternative options for lenses, orientation modules and style façades are available as spare parts.

Optic Medium

Dali 2

- 05.8346.40.DA
- 05.8346.14.DA

1-10V

- 05.8346.40.1V
- 05.8346.14.1V

Casambi

- 05.8346.40.CB
- 05.8346.14.CB

Mains Dimming

- 05.8346.40.NI
- 05.8346.14.NI

25°
MEDIUM

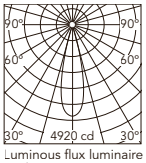

Luminous flux luminaire 828 lm

Beam Angle: 25°

h(m)	E(lx)	D(m)
1	4920	0.45
2	1230	0.89
3	547	1.34
4	308	1.78
5	197	2.23

Optic Flood

Dali 2

- 05.8347.40.DA
- 05.8347.14.DA

1-10V

- 05.8347.40.1V
- 05.8347.14.1V

Casambi

- 05.8347.40.CB
- 05.8347.14.CB

Mains Dimming

- 05.8347.40.NI
- 05.8347.14.NI

34°
FLOOD

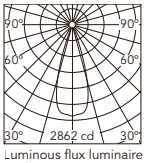

Luminous flux luminaire 832 lm

Beam Angle: 34°

h(m)	E(lx)	D(m)
1	2862	0.60
2	716	1.21
3	318	1.81
4	179	2.41
5	114	3.01

Eclectic Ø90 Dim To Warm. Adjustable Flat

Light Source: LED Array DC 300 mA - 13W - 1026 lm - 1800-3000K/CRI 90

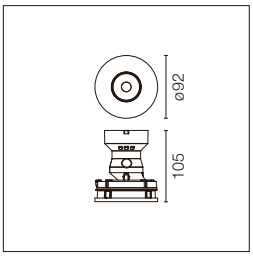

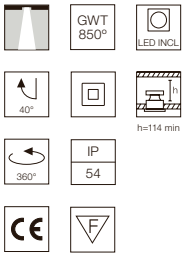

Eclectic Ø90 Dim To Warm. Downlight orientabile (basculaggio 40º, giro 360º). Frontale estetico tipo 'Flat'. Cornici di installazione necessari, non inclusi (da ordinare separatamente). Posizione arretrata del LED: angolo cut-off di 49º. Ermeticità IP20 (per IP54, richiedere accessorio apposito). Sono disponibili come pezzi di ricambio varie opzioni di lenti, moduli di orientabilità e di frontali estetici.

Eclectic Ø90 Dim To Warm. Adjustable Downlight (40º tilt, 360º rotation). "Flat" style façade. Necessary installation pre-frames, not included (to be ordered separately). Recessed position of the LED: 49º cut-off angle. IP20 water tightness (for IP54, please ask the dedicated accessory). Alternative options for lenses, orientation modules and style façades are available as spare parts.

Optic Medium

Dali 2

- ☐ 05.8351.40.DA
- ■ 05.8351.14.DA

1-10V

- ☐ 05.8351.40.1V
- ■ 05.8351.14.1V

Casambi

- ☐ 05.8351.40.CB
- ■ 05.8351.14.CB

Mains Dimming

- ☐ 05.8351.40.NI
- ■ 05.8351.14.NI

25°
MEDIUM

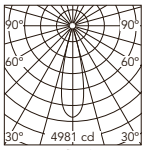

Luminous flux luminaire
805 lm

Beam Angle: 25°

h(m)	E(lx)	D(m)
1	4981	0.44
2	1245	0.88
3	553	1.32
4	311	1.76
5	199	2.20

Optic Flood

Dali 2

- ☐ 05.8352.40.DA
- ■ 05.8352.14.DA

1-10V

- ☐ 05.8352.40.1V
- ■ 05.8352.14.1V

Casambi

- ☐ 05.8352.40.CB
- ■ 05.8352.14.CB

Mains Dimming

- ☐ 05.8352.40.NI
- ■ 05.8352.14.NI

34°
FLOOD

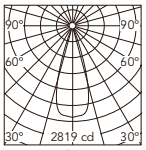

Luminous flux luminaire
815 lm

Beam Angle: 34°

h(m)	E(lx)	D(m)
1	2819	0.60
2	705	1.21
3	313	1.81
4	176	2.41
5	113	3.02

ECLECTIC DIM TO WARM. HOW IT WORKS?

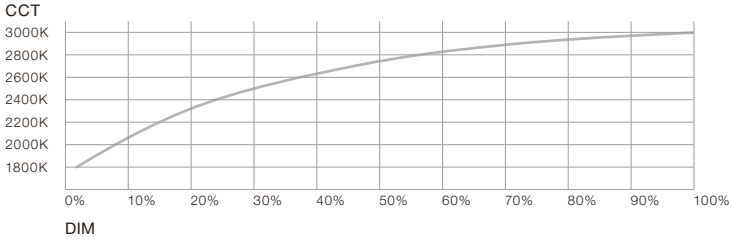

HOW TO ORDER ECLECTIC Ø90

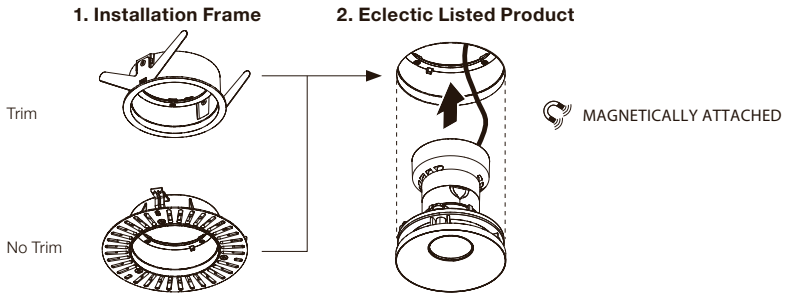

ACCESSORIES & SPARE PARTS ECLECTIC Ø90

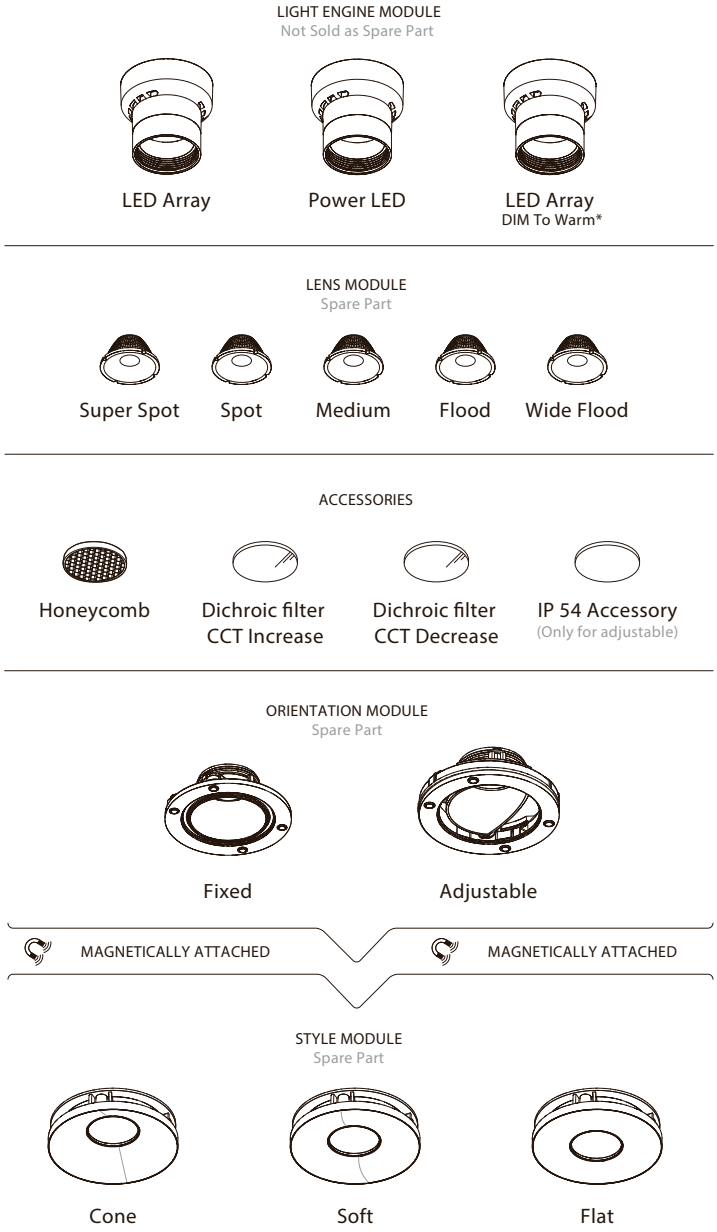

Light Engine Module not Sold as Spare Part. Special Orders Please Consult.
* In Dim to Warm models the driver is included. In the rest of the models, it is supplied separately.

Accessori Ø90 / Accessories Ø90

Struttura Trim.
Per ulteriori richieste e misure di installazione, consultare il manuale delle istruzioni.

Trim Frame.
For further and full installation measures & requirements, please consult mounting instructions.

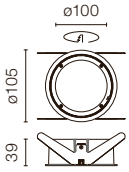

08.0671.40
08.0671.14

Struttura No Trim.
Per ulteriori richieste e misure di installazione, consultare il manuale delle istruzioni.

No Trim Frame.
For further and full installation measures & requirements, please consult mounting instructions.

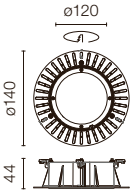

08.0673.00

Pannello nido d'ape

Honeycomb

08.0728.00

Regolabile IP54

Adjustable IP 54

08.0730.00

Filtro bicromatico CCT

Dichroic CCT Filter

Increase
2700K >> 3125±75K
3000K >> 3600±75K
08.0735.00

Decrease
2700K >> 2450±75K
3000K >> 2700±75K
08.0736.00

Ricambio Ø90 / Spare parts Ø90

Lenti

Lenses

LED Array
Opic Spot
08.0714.00
Opic Medium
08.0715.00
Opic Flood
08.0716.00
Opic Wide Flood
08.0717.00

LED Array DIM To Warm
Opic Medium
08.0715.00
Opic Flood
08.0716.00

Power LED
Opic Super Spot
08.0718.00
Opic Spot
08.0719.00
Opic Medium
08.0720.00

Modulo d'orientazione

Orientation Module

Fixed
08.0741.00

Adjustable
08.0742.00

Modulo di stile

Style Modules

Cone
08.0724.40
08.0724.14

Soft
08.0725.40
08.0725.14

Flat
08.0726.40
08.0726.14

CIRCLE OF LIGHT

DESIGNED BY FLOS ARCHITECTURAL



CIRCLE OF LIGHT
300 mm

LIGHT SOURCE
POWER LED
12x3W
12x325 lm
2700K/CRI 90
12x3W
12x370 lm
3000K/CRI 90

CIRCLE OF LIGHT
600 mm

LIGHT SOURCE
POWER LED
24x3W
24x325 lm
2700K/CRI 90
24x3W
24x370 lm
3000K/CRI 90

CIRCLE OF LIGHT
900 mm

LIGHT SOURCE
POWER LED
36x3W
36x325 lm
2700K/CRI 90
36x3W
36x370 lm
3000K/CRI 90

14 Nero
14 Black

reddot design award
winner 2013

Descrizione
Apparecchio ad incasso per interni facile da installare in soffitti di cartongesso, formato da una struttura circolare sulla quale si posiziona un modulo di illuminazione LED, riprodotto lungo tutto il suo perimetro.
Il prodotto viene fornito pre-assemblato su un profilo tipo "Soft Architecture" per garantire un facile montaggio e una perfetta integrazione nel soffitto.
Grazie a un sistema di fissaggio magnetico, i lavori di installazione dei moduli di luce e le eventuali operazioni di manutenzione potranno essere eseguiti senza la necessità di attrezzi specifici.
Circle of Light è disponibile in tre diametri: 300, 600 e 900 mm formati rispettivamente da 12, 24 o 36 spot.

Riflettori
L'apparecchio è disponibile in versioni a luce d'accento con ottiche intensive (accent lighting) o a luce ambientale con ottiche estensive (general lighting) che donano al sistema una certa flessibilità per adattarsi alle varie esigenze di illuminazione.

Unità di Alimentazione
Alimentatore remoto a 1050 mA compreso.
Driver 1-10V (1V funziona al 10%) per driver passivi (sink system). Compatibile con regolatori di controllo attivi 0,6-10V (source system).
La versione 1-10V può essere controllata anche tramite pulsante normalmente aperto senza luce di cortesia. Disponibili cavi di sincronizzazione tra drivers (consultare il dipartimento tecnico per maggiori dettagli sull'installazione).

Informazioni Aggiuntive
L'apparecchio d'illuminazione viene fornito con una fonte di alimentazione remota a corrente costante da collegare a un distributore di connessione dotato di connessioni rapide. In questo modo, si garantisce la sua corretta installazione e non è richiesto l'uso di strumenti specifici.
La possibilità di rimuovere la parte centrale dell'apparecchio d'illuminazione favorisce l'accesso successivo tanto alla fonte di alimentazione quanto al distributore delle connessioni e al suo cablaggio, rendendo così più comoda e semplice la manutenzione.
Grado di protezione IP20.
Classe di isolamento II.

Prima di effettuare l'ordine, si consiglia di informarsi per bene sulle caratteristiche del prodotto che non sono state incluse in questo catalogo e che possono essere determinanti per il suo progetto di installazione, consultando la pagina web di Flos per professionisti, la scheda tecnica del prodotto e le istruzioni per la sua installazione e montaggio.

Conformità e Marchi di Qualità
Apparecchio conforme alla Normativa Tecnica Europea EN60598-1 e relative parti seconde.

Description
A lighting system for indoor application comprised of a circular metal structure on which individual LED lighting spots are placed. The fitting is pre-wired and comes with a "Soft Architecture" type frame for an easy and seamless installation on the plasterboard ceiling.
The LED lighting modules are attached with a magnet for an easy mounting and for the maintenance no special tools are needed.
Circle of Light is available in three diameters: 300, 600 or 900 mm comprised of 12, 24 or 36 LED Lighting Spots, according to each size.

Reflectors
The LED spotlight set for the Circle of Light is available for Accent Lighting or General Lighting optic concepts. Herewith this fitting offers a some flexibility to create the desired ambiance.

Power Supply
Remote equipment 1050 mA included.
Driver 1-10V (1V means 10%) for passive dimming controls (sink system). Also compatible with active dimming controls 0,6-10V (source system).
The 1–10-V version can also be controlled a simple button without courtesy light. Cables available for synchronization between drivers (contact the technical department for more details about installation).

Additional Information
The luminaire is supplied with a constant current remote power supply which is connected to a connection distributor equipped with quick connections, to ensure a successful installation where no specific tools are required. Since the central part of the luminaire can be removed, subsequent access to both the power supply and the connection distributor and its interconnecting wiring is ensured. This means that the maintenance work can be carried out easily and conveniently.
IP20 protection grade.
Insulation class II.

Before placing your order, please consult the product details also on the Flos professional website, in its technical data sheet and in the installation and assembly instructions to find all the information that may not be included in this catalogue or that could be relevant to your specific project or installation.

Compliance Of Standards And Quality Marks
EN60598-1 European Technical Standards and any subsequent additions.

Circle Of Light 300 mm

Light Source: Power LED 12x4,5W - 12x315 lm - 2700K/CRI 90 / 12x4,5W - 12x297 lm - 3000K/CRI 90

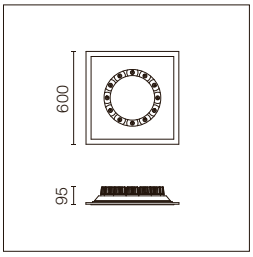

7,90 Kg
1050
GWT 850°
IP 20
3,40 Kg
2700K
3000K
03
F
h
h=150 min
LED INCL.

Sistema di illuminazione perfettamente integrato nel soffitto, studiato per alloggiare 12 spot tipo LED. Set di 12 spot completo di box di unione, alimentatore e cavi sono da ordinare separatamente. La versione 1-10V è dimmerabile dal 10% al 100%.

Luce d'accento e luce generale: è necessario ordinare 1 unità.

Per le versioni Casambi, consultare il Front Office.

Lighting system, seamless ceiling mounted, for 12 individual LED lighting spots. Set of 12 spots, complete with junction box, power supply and cables, has to be ordered separately. The 1-10V version is dimmable from 10% to 100%.

Accent lighting and general lighting: 1 unit must be ordered.

For Casambi versions consult the Front Office.

Ø300
Soft Plate
SA.1050.1

2700K
Set of 12 spots. Accent Lighting

14°

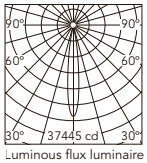

Luminous flux luminaire
2263 lm *1 x Set 12 Spots

Beam Angle: 14°

h(m)	E(lx)	D(m)
1	37445	0.24
2	9361	0.48
3	4161	0.72
4	2340	0.95
5	1498	1.19

No DIM
08.8662.14D
1-10V
08.8662.14D1V
Dali Version
08.8662.14DDA

3000K
Set of 12 spots. Accent Lighting

12°

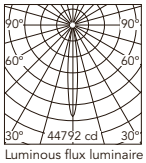

Luminous flux luminaire
2417 lm *1 x Set 12 Spots

Beam Angle: 12°

h(m)	E(lx)	D(m)
1	44792	0.22
2	11198	0.43
3	4977	0.65
4	2800	0.87
5	1792	1.08

No DIM
08.8572.14D
1-10V
08.8572.14D1V
Dali Version
08.8572.14DDA

2700K
Set of 12 spots. General Lighting

46°

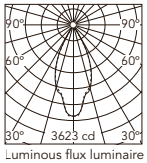

Luminous flux luminaire
1799 lm *1 x Set 12 Spots

Beam Angle: 46°

h(m)	E(lx)	D(m)
1	3622	0.84
2	905	1.69
3	402	2.53
4	226	3.37
5	145	4.22

No DIM
08.8663.14D
1-10V
08.8663.14D1V
Dali Version
08.8663.14DDA

3000K
Set of 12 spots. General Lighting

46°

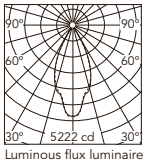

Luminous flux luminaire
2592 lm *1 x Set 12 Spots

Beam Angle: 46°

h(m)	E(lx)	D(m)
1	5219	0.84
2	1305	1.69
3	580	2.53
4	326	3.37
5	209	4.22

No DIM
08.8573.14D
1-10V
08.8573.14D1V
Dali Version
08.8573.14DDA

Circle Of Light 600 mm

Light Source: Power LED 24x4,5W - 24x315 lm - 2700K/CRI 90 / 24x4,5W - 24x297 lm - 3000K/CRI 90

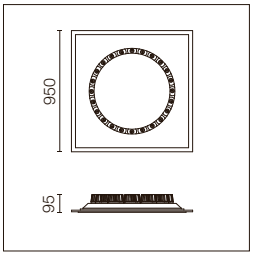

16,3 Kg
1051
GWT 850°
IP 20
3,40 Kg
2700K
3000K
03
F
h
h=150 min
LED INCL.

Sistema di illuminazione perfettamente integrato nel soffitto, studiato per alloggiare 24 faretti tipo LED. Set di 12 spot completo di box di unione, alimentatore e cavi sono da ordinare separatamente. La versione 1-10V è dimmerabile dal 10% al 100%.

Luce d'accento e luce generale: è necessario ordinare 2 unità.

Per le versioni Casambi, consultare il Front Office.

Lighting system, seamless ceiling mounted, for 24 individual LED lighting spots. Set of 12 spots, complete with junction box, power supply and cables, has to be ordered separately. The 1-10V version is dimmable from 10% to 100%.

Accent lighting and general lighting: 2 units must be ordered.

For Casambi versions consult the Front Office.

Ø600
Soft Plate
SA.1051.1

2700K
Set of 12 spots. Accent Lighting

14°

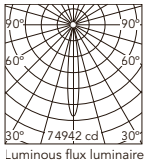

Luminous flux luminaire
4529 lm *2 x Set 12 Spots

Beam Angle: 14°

h(m)	E(lx)	D(m)
1	74942	0.24
2	18736	0.48
3	8327	0.72
4	4684	0.95
5	2998	1.19

No DIM
08.8662.14D
1-10V
08.8662.14D1V
Dali Version
08.8662.14DDA

3000K
Set of 12 spots. Accent Lighting

12°

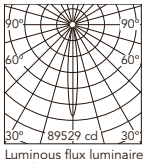

Luminous flux luminaire
4831 lm *2 x Set 12 Spots

Beam Angle: 12°

h(m)	E(lx)	D(m)
1	89529	0.22
2	22382	0.43
3	9948	0.65
4	5596	0.87
5	3581	1.08

No DIM
08.8572.14D
1-10V
08.8572.14D1V
Dali Version
08.8572.14DDA

2700K
Set of 12 spots. General Lighting

46°

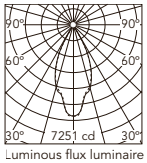

Luminous flux luminaire
3600 lm *2 x Set 12 Spots

Beam Angle: 46°

h(m)	E(lx)	D(m)
1	7248	0.84
2	1812	1.69
3	805	2.53
4	453	3.37
5	290	4.22

No DIM
08.8663.14D
1-10V
08.8663.14D1V
Dali Version
08.8663.14DDA

3000K
Set of 12 spots. General Lighting

46°

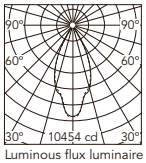

Luminous flux luminaire
5189 lm *2 x Set 12 Spots

Beam Angle: 46°

h(m)	E(lx)	D(m)
1	10449	0.84
2	2612	1.69
3	1161	2.53
4	653	3.37
5	418	4.22

No DIM
08.8573.14D
1-10V
08.8573.14D1V
Dali Version
08.8573.14DDA

Circle Of Light 900 mm

Light Source: Power LED 36x4,5W - 36x315 lm - 2700K/CRI 90 / 36x4,5W - 36x297 lm - 3000K/CRI 90

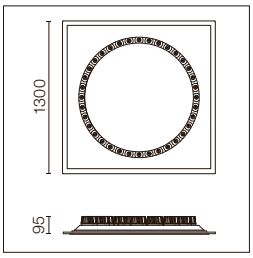

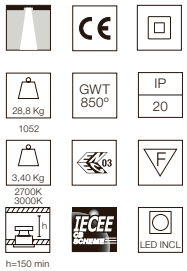

Sistema di illuminazione perfettamente integrato nel soffitto, studiato per alloggiare 36 faretti tipo LED. Set di 12 spot completo di box di unione, alimentatore e cavi sono da ordinare separatamente. La versione 1-10V è dimmerabile dal 10% al 100%.

Luce d'accento e luce generale: è necessario ordinare 3 unità.

Lighting system, seamless ceiling mounted, for 36 individual LED lighting spots. Set of 12 spots, complete with junction box, power supply and cables, has to be ordered separately. The 1-10V version is dimmable from 10% to 100%.

Accent lighting and general lighting: 3 units must be ordered.

Ø900
Soft Plate
SA.1052.1

2700K
Set of 12 spots. Accent Lighting

No DIM
08.8662.14D
1-10V
08.8662.14D1V
Dali Version
08.8662.14DDA

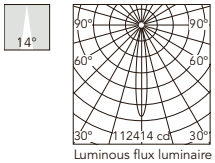

Luminous flux luminaire
6794 lm *3 x Set 12 Spots

Beam Angle: 14°

h(m)	E(lx)	D(m)
1	112414	0.24
2	28103	0.48
3	12490	0.72
4	7026	0.95
5	4497	1.19

3000K
Set of 12 spots. Accent Lighting

No DIM
08.8572.14D
1-10V
08.8572.14D1V
Dali Version
08.8572.14DDA

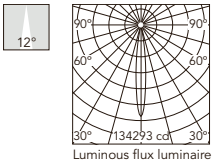

Luminous flux luminaire
7246 lm *3 x Set 12 Spots

Beam Angle: 12°

h(m)	E(lx)	D(m)
1	134293	0.22
2	33573	0.43
3	14921	0.65
4	8393	0.87
5	5372	1.08

2700K
Set of 12 spots. General Lighting

No DIM
08.8663.14D
1-10V
08.8663.14D1V
Dali Version
08.8663.14DDA

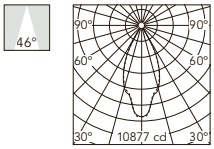

Luminous flux luminaire
5399 lm *3 x Set 12 Spots

Beam Angle: 46°

h(m)	E(lx)	D(m)
1	10872	0.84
2	2718	1.69
3	1208	2.53
4	680	3.37
5	435	4.22

3000K
Set of 12 spots. General Lighting

No DIM
08.8573.14D
1-10V
08.8573.14D1V
Dali Version
08.8573.14DDA

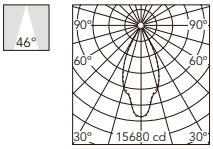

Luminous flux luminaire
7784 lm *3 x Set 12 Spots

Beam Angle: 46°

h(m)	E(lx)	D(m)
1	15673	0.84
2	3918	1.69
3	1741	2.53
4	980	3.37
5	627	4.22

LED CURTAIN

DESIGNED BY FLOS ARCHITECTURAL



LIGHT SOURCE
POWER LED
29W/m
24V
2845 lm/m
3000K/CRI 90
3495 lm/m
4000K/CRI 90

☐ 30 Bianco
30 White

Descrizione
Apparecchi di illuminazione ad incasso con fonte luminosa LED. Realizzata tramite due profili in alluminio estruso che fungono da dissipatore di calore per i LED di potenza.
È dotato di lenti ellittiche per una perfetta distribuzione della luce.
Disponibile in moduli di diverse lunghezze collegabili tra di loro mediante un cavo di unione con connessione rapida tipo Tyco.

Unità di Alimentazione
Fonte di alimentazione di 24V disponibile da 20W fino a 100W di potenza. (massimo 3 metri di lunghezza). Sistema di controllo con dimmer 1-10V o Dali disponibili.

Informazioni Aggiuntive
Modulo LED in diverse lunghezze collegabili fra loro tramite il cavo di unione. L'alimentazione deve essere realizzata con il cavo specifico, disponibilie negli accessori, dotato di connettori rapidi tipo Tyco.
Massima lunghezza da un punto di alimentazione, 3 metri.
Grado di protezione IP20.
Classe di isolamento III.

Prima di effettuare l'ordine, si consiglia di informarsi per bene sulle caratteristiche del prodotto che non sono state incluse in questo catalogo e che possono essere determinanti per il suo progetto di installazione, consultando la pagina web di Flos per professionisti, la scheda tecnica del prodotto e le istruzioni per la sua installazione e montaggio.

Conformità e Marchi di Qualità
Apparecchio conforme alla Normativa Tecnica Europea EN60598-1 e relative parti seconde.

Description
Embedded light fixtures for LED light source. Made of two extruded aluminium sections used to dissipate the heat from the power LEDs.
With elliptical lenses for perfect light distribution.
Available in modules of different lengths which can be interconnected by a Tyco-type fast-connection cable.

Power Supply
24V power supplies available with a power of between 20W and 100W (maximum 3 metres in length).
Control system with 1-10V dimmer or Dali available.

Additional Information
LED modules of different lengths, inter-connectable using the connection cable. With fast Tyco-type connectors, for power supply with the cable provided for this purpose, available with accessories. Maximum length from a connection point 3 metres.
IP20 protection grade.
Insulation class III.

Before placing your order, please consult the product details also on the Flos professional website, in its technical data sheet and in the installation and assembly instructions to find all the information that may not be included in this catalogue or that could be relevant to your specific project or installation.

Standard Compliance and Quality Marks
EN60598-1 European Technical Standards and any subsequent additions.

LED Curtain

Light Source: Power LED 29W/m - 24V - 2845 lm/m - 3000K/CRI 90 / 29W/m - 24V - 3495 lm/m - 4000K/CRI 90

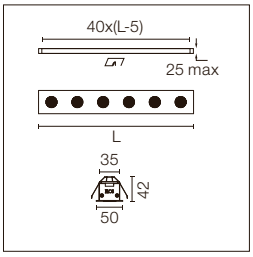

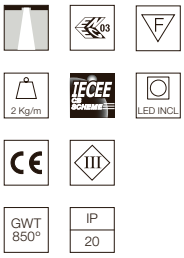

Apparecchio di illuminazione ad incasso per illuminazione diretta a LED. Completo di lente ellittica 12°x52°. Driver remoto non incluso.

Recessed luminaire for direct lighting with LED. Elliptical lens 12°x52° incorporated. Remote transformer not included.

3000K

L: 600 mm
17,3W - 1906 lm - 12 LEDs
03.3902.30E

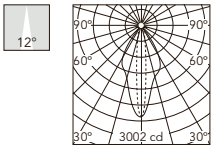

Luminous flux luminaire 931 lm

Beam Angle: 12°

h(m)	E(lx)	D(m)
1	3004	0.21
2	751	0.42
3	334	0.62
4	188	0.83
5	120	1.04

4000K

L: 600 mm
17,3W - 2097 lm - 12 LEDs
03.3922.30E

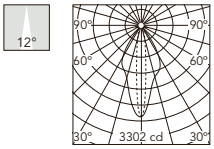

Luminous flux luminaire 1024 lm

Beam Angle: 12°

h(m)	E(lx)	D(m)
1	3304	0.21
2	826	0.42
3	367	0.62
4	207	0.83
5	132	1.04

L: 900 mm
26W - 2859 lm - 18 LEDs
03.3903.30E

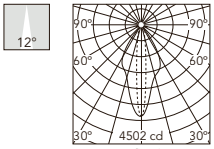

Luminous flux luminaire 1396 lm

Beam Angle: 12°

h(m)	E(lx)	D(m)
1	4505	0.21
2	1126	0.42
3	501	0.62
4	282	0.83
5	180	1.04

L: 900 mm
26W - 3146 lm - 18 LEDs
03.3923.30E

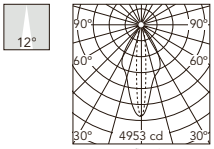

Luminous flux luminaire 1536 lm

Beam Angle: 12°

h(m)	E(lx)	D(m)
1	4956	0.21
2	1239	0.42
3	551	0.62
4	310	0.83
5	198	1.04

L: 1200 mm
34,7W - 3412 lm - 24 LEDs
03.3904.30E

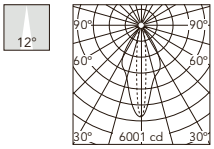

Luminous flux luminaire 1861 lm

Beam Angle: 12°

h(m)	E(lx)	D(m)
1	6005	0.21
2	1501	0.42
3	667	0.62
4	375	0.83
5	240	1.04

L: 1200 mm
34,7W - 4194 lm - 24 LEDs
03.3924.30E

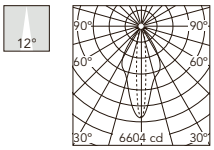

Luminous flux luminaire 2048 lm

Beam Angle: 12°

h(m)	E(lx)	D(m)
1	6608	0.21
2	1652	0.42
3	734	0.62
4	413	0.83
5	264	1.04

Driver / Drivers

Trasformatore elettronico per LED a tensione costante (24V). 100/240V.

Electronic transformer with constant voltage (24V) for LED. 100/240V.

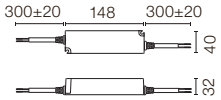

25W
60.8703

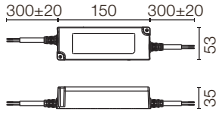

60W
60.9089

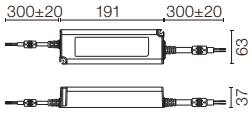

120W
RF28688

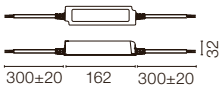

60W
60.8515

Unità di controllo per dimmer con 1 canale per la regolazione di moduli LED, per drivers di 24V. Alimentatore non incluso. Max. 120W - 5A.

Dimmable control unit with 1 channel for 24V LED modules. Power supply not included. Max. 120W - 5A.

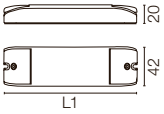

1-10V
60.8640
L1: 172

DALI
60.9766
L1: 181

Cavo di unione tra moduli con connessione rapida tipo Tyco.

Connection cable between modules with Tyco fast connection cable.

L: 100 mm
06.1032.00
L: 500 mm
06.1033.00

Cavo di alimentazione con connessione rapida tipo Tyco. Lunghezza massima da alimentare 3 metri.

Power cable with Tyco fast connection cable. Maximum supply length 3 metres.

L: 500 mm
06.1034.00

DOWNLIGHTS

Kap, Bon Jour, UT Downlight, Light Supply,
Wan Downlight, Johnny.

KAP

DESIGNED BY FLOS ARCHITECTURAL

KAP Ø50

FIXED

ADJUSTABLE

LIGHT SOURCE
LED ARRAY
7,5W
595 lm
2700K/CRI 90
635 lm
3000K/CRI 90

KAP 80

FIXED

LIGHT SOURCE
KAP 80
LED ARRAY
9,2W
935 lm
2700K/CRI 90
974 lm
3000K/CRI 90

LIGHT SOURCE
KAP 80 PLUS
LED ARRAY
13W
1370 lm
2700K/CRI 90
1460 lm
3000K/CRI 90

ADJUSTABLE

LIGHT SOURCE
KAP 80 DTW
LED ARRAY
13W
1023 lm
1800K-2850K
CRI 95
Dim To Warm

WALL-WASHER

LIGHT SOURCE
LED
QR-CBC 51
GX5.3

LIGHT SOURCE
LED
PAR 16
GZ10

KAP Ø105

FIXED

LIGHT SOURCE
LED ARRAY
23W
2690 lm
2700K/CRI 90
2870 lm
3000K/CRI 90

ADJUSTABLE

LIGHT SOURCE
LED
QR-CBC 51
GX5.3

WALL-WASHER

LIGHT SOURCE
LED
PAR 16
GZ10

DEEP

LIGHT SOURCE
LED ARRAY
23W
2690 lm
2700K/CRI 90
2870 lm
3000K/CRI 90

SQUARE FIXED

LIGHT SOURCE
LED
QR-CBC 51
GX5.3

KAP COLORS - TRIMLESS MOUNTING

B1 Bianco
B1 White

GL Oro Opaco
GL Matte Gold

74 Nero
74 Black

EQ Rame
EQ Copper

EASY KAP

DESIGNED BY FLOS ARCHITECTURAL

EASY KAP Ø30

FIXED

ADJUSTABLE

LIGHTSOURCE
POWER LED
4,7W
222 lm
2700K/CRI95
229 lm
3000K/CRI95

EASY KAP Ø50

FIXED

ADJUSTABLE

LIGHT SOURCE
LED ARRAY
7,5W
595 lm
2700K/CRI 90
635 lm
3000K/CRI 90

EASY KAP 80

FIXED

ADJUSTABLE

WALL-WASHER

LIGHT SOURCE
EASY KAP 80
LED ARRAY
9,2W
935 lm
2700K/CRI 90
974 lm
3000K/CRI 90

LIGHT SOURCE
EASY KAP 80 PLUS
LED ARRAY
13W
1370 lm
2700K/CRI 90
1460 lm
3000K/CRI 90

LIGHT SOURCE
EASY KAP 80 DTW
LED ARRAY
13W
1023 lm
1800K-2850K
CRI 95
Dim To Warm

LIGHT SOURCE
LED
QR-CBC 51
GX5.3

LIGHT SOURCE
LED
PAR 16
GZ10

EASY KAP Ø105

FIXED

ADJUSTABLE

WALL-WASHER

LIGHT SOURCE
LED ARRAY
23W
2690 lm
2700K/CRI 90
2870 lm
3000K/CRI 90

LIGHT SOURCE
LED
QR-CBC 51
GX5.3

LIGHT SOURCE
LED
PAR 16
GZ10

EASY KAP COLORS - TRIM MOUNTING

B1 Bianco
B1 White

GL Oro Opaco
GL Matte Gold

74 Nero
74 Black

EQ Rame
EQ Copper

Descrizione
Apparecchio di illuminazione per l'installazione a incasso per lampade alogene, ad alogenuro metallico e LED.
La versione Easy Kap ha un corpo iniettato in alluminio per le versioni da 50, 80 e 105 mm, con finiture in vernice liquida, polvere e/o rame metallizzato con diffusore realizzato in vetro o plastica, a seconda della versione.
Easy Kap: non richiede cornice di installazione.
La versione Kap dispone di un corpo in alluminio con finitura in vernice liquida e rame metallizzato. È disponibile in tre diametri: 50 mm, 80 mm e 105 mm.
Ottica principale realizzata in alluminio anodizzato lucido, con elemento diffusore in vetro o plastica a seconda della versione.
Porta lampada con elemento dissipatore in alluminio e anello di incasso del corpo ottico in materiale termoplastico.

Unità di Alimentazione
Easy Kap 30/50/80/105 LED e Kap 50 e 80: dispositivo remoto non incluso.
Kap 105 LED/Kap 80 e Easy Kap 80 Dim To Warm: dispositivo remoto 10-10V incluso. Il voltaggio di uscita del dispositivo deve essere sempre inferiore a 60Vdc.
Prodotti per l'alimentazione dimmerabile – Consigliamo la lettura del capitolo sul driver per conoscere i casi di declinazione di responsabilità in materia di alimentatori dimmerabili.

Accessori
Cornice di pre installazione per le versioni Kap 50 e 80 round e square, e 105 round.
Disponibile can per installazione nel cemento.

Informazioni Aggiuntive
Grado di protezione IP20, IP23, IP43, IP44,IP54 a seconda delle versioni.
Classe di isolamento I, II, III, a seconda delle versioni.
- KAP 50 / 80 / 105:
I moduli LED installati nelle versioni LED Array dispongono dell'ultima generazione tecnologica grazie alla quale si ottiene la minore temperatura media durante il funzionamento dell'elettronica. Grazie a questa caratteristica, l'apparecchio di illuminazione può funzionare all'interno dei parametri di sicurezza a una maggior potenza, offrendo un aumento del 20% del flusso luminoso.
La nuova tecnologia di regolazione "Dim To Warm" riproduce l'effetto di luce calda delle vecchie lampade alogene grazie alla riduzione dell'intensità luminosa.
Gli apparecchi "Dim To Warm" vanno regolate con protocollo 1-10V.

Prima di effettuare l'ordine, si consiglia di informarsi per bene sulle caratteristiche del prodotto che non sono state incluse in questo catalogo e che possono essere determinanti per il suo progetto di installazione, consultando la pagina web di Flos per professionisti, la scheda tecnica del prodotto e le istruzioni per la sua installazione e montaggio.

Conformità e Marchi di Qualità
Apparecchio conforme alla Normativa Tecnica Europea EN60598-1 e relative parti seconde.

Description
Luminaire for embedded installation in ceilings for LEDs lamps.
The Easy Kap version has an aluminium injected body for the 50, 80 and 105 mm versions, with a liquid paint, dust and/or metallic copper finish with a glass or plastic diffuser depending on the version. Easy Kap: does not need a pre-installation frame.
The Kap version has an aluminium-injected body with a liquid paint and metallic copper finish. Available in three diameters: 50 mm, 80 mm and 105 mm.
Main optics in shiny anodised aluminium with a glass or plastic diffuser element, depending on the version.
Lamp holder with a dissipating element in injected aluminium and a thermoplastic embedding ring for the optic body.

Power Supply
Easy Kap 30/50/80/105 LED and Kap 50 and 80: Remote equipment not included.
Kap 105 LED/Kap 80 and Easy Kap 80 Dim To Warm: 1-10V remote equipment included. The output voltage of the equipment must always be less than 60Vdc.
Mains Dimming Products – Please read Mains Dimming disclaimer in drivers chapter.

Accessories
Pre-installation frame for the round and square Kap 50 and 80 and 105 version.
Available for installation on cement.

Additional Information
IP20, IP23, IP43, IP44, IP54 protection grade depending on the versions.
Insulation class I, II, III depending on the versions.
- KAP 50 / 80 / 105:
The LED modules installed on the LED Array versions have cutting-edge technology that permits a lower average temperature in the electronics. Thanks to this feature, the luminaire can operate at a higher power inside the safety parameters yet still offer 20% added luminous flux.
The new "Dim To Warm" technology reproduces the effect of a traditional lamp, offering a warmer light by reducing the light intensity.
The "Dim To Warm" luminaries are dimmed through the 1-10V protocol.

Before placing your order, please consult the product details also on the Flos professional website, in its technical data sheet and in the installation and assembly instructions to find all the information that may not be included in this catalogue or that could be relevant to your specific project or installation.

Standard Compliance and Quality Marks
EN60598-1 European Technical Standards and any subsequent additions.

Easy Kap

Kap

Kap Ø50 Fixed

Light Source: LED Array DC 200 mA - 7,5W - 595 lm - 2700K/CRI 90 / 7,5W - 635 lm - 3000K/CRI 90

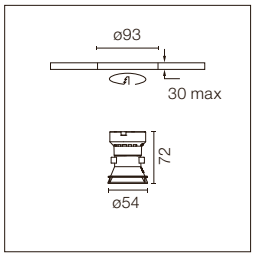

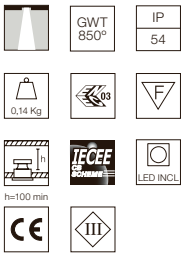

Incasso a LED. Fonte di alimentazione esclusa.
Fonte di alimentazione remota da installare in un luogo accessibile.
Cornice di pre-installazione da ordinare separatamente.

Recessed luminaire with LED light source. Power supply not included.
Remote power supply to be installed in an accessible place.
Pre-installation frame. To be ordered separately.

Alimentazioni raccomandate / Recommended power supply*:

Non Dimmable	60.9160
Dimmable 0-10V	60.9483
Dimmable Dali 2	RF32164
Mains Dimming	60.9949
Casambi	60.9392 + DALI/1-10V Driver

* Vedi capitolo Drivers / Refer to the Drivers chapter

Optic Spot 2700K

- 05.7300.B1
- 05.7300.GL
- 05.7300.74
- 05.7300.EQ

15° SPOT

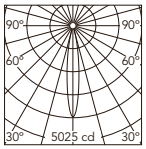

Luminous flux luminaire 543 lm (EXTREME CUT OFF)

@White (B1)

Beam Angle: 15°

h(m)	E(lx)	D(m)
1	5025	0.27
2	1256	0.53
3	558	0.80
4	314	1.07
5	201	1.33

Optic Medium 2700K

- 05.7301.B1
- 05.7301.GL
- 05.7301.74
- 05.7301.EQ

24° MEDIUM

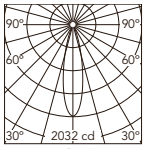

Luminous flux luminaire 488 lm (EXTREME CUT OFF)

@White (B1)

Beam Angle: 24°

h(m)	E(lx)	D(m)
1	2032	0.43
2	508	0.86
3	226	1.30
4	127	1.73
5	81	2.16

Optic Flood 2700K

- 05.7302.B1
- 05.7302.GL
- 05.7302.74
- 05.7302.EQ

49° FLOOD

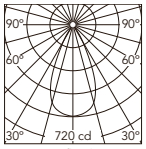

Luminous flux luminaire 496 lm (EXTREME CUT OFF)

@White (B1)

Beam Angle: 49°

h(m)	E(lx)	D(m)
1	720	0.91
2	180	1.83
3	80	2.74
4	45	3.66
5	29	4.57

Optic Spot 3000K

- 05.7305.B1
- 05.7305.GL
- 05.7305.74
- 05.7305.EQ

15° SPOT

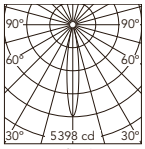

Luminous flux luminaire 583 lm (EXTREME CUT OFF)

@White (B1)

Beam Angle: 15°

h(m)	E(lx)	D(m)
1	5398	0.27
2	1349	0.53
3	600	0.80
4	337	1.07
5	216	1.33

Optic Medium 3000K

- 05.7306.B1
- 05.7306.GL
- 05.7306.74
- 05.7306.EQ

24° MEDIUM

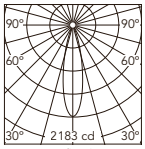

Luminous flux luminaire 524 lm (EXTREME CUT OFF)

@White (B1)

Beam Angle: 24°

h(m)	E(lx)	D(m)
1	2183	0.43
2	546	0.86
3	243	1.30
4	136	1.73
5	87	2.16

Optic Flood 3000K

- 05.7307.B1
- 05.7307.GL
- 05.7307.74
- 05.7307.EQ

49° FLOOD

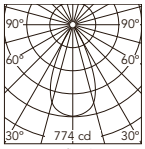

Luminous flux luminaire 532 lm (EXTREME CUT OFF)

@White (B1)

Beam Angle: 49°

h(m)	E(lx)	D(m)
1	774	0.91
2	193	1.83
3	86	2.74
4	48	3.66
5	31	4.57

Kap Ø50 Adjustable

Light Source: LED Array DC 200 mA - 7,5W - 595 lm - 2700K/CRI 90 / 7,5W - 635 lm - 3000K/CRI 90

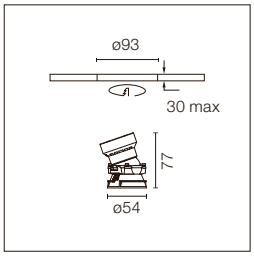



Incasso a LED. Fonte di alimentazione esclusa.
Fonte di alimentazione remota da installare in un luogo accessibile.
Cornice di pre-installazione da ordinare separatamente.

Recessed luminaire with LED light source. Power supply not included.
Remote power supply to be installed in an accessible place.
Pre-installation frame. To be ordered separately.

Alimentazioni raccomandate / Recommended power supply*:

Non Dimmable	60.9160
Dimmable 0-10V	60.9483
Dimmable Dali	RF32164
Mains Dimming	60.9949
Casambi	60.9392 + DALI/1-10V Driver

* Vedi capitolo Drivers / Refer to the Drivers chapter

Optic Spot 2700K

- 05.7310.B1
- 05.7310.GL
- 05.7310.74
- 05.7310.EQ

15° SPOT

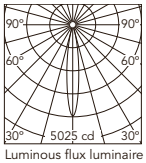

Luminous flux luminaire 543 lm (EXTREME CUT OFF)

@White (B1)

Beam Angle: 15°

h(m)	E(lx)	D(m)
1	5025	0.27
2	1256	0.53
3	558	0.80
4	314	1.07
5	201	1.33

Optic Medium 2700K

- 05.7311.B1
- 05.7311.GL
- 05.7311.74
- 05.7311.EQ

24° MEDIUM

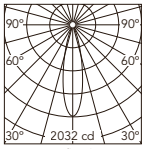

Luminous flux luminaire 488 lm (EXTREME CUT OFF)

@White (B1)

Beam Angle: 24°

h(m)	E(lx)	D(m)
1	2032	0.43
2	508	0.86
3	226	1.30
4	127	1.73
5	81	2.16

Optic Flood 2700K

- 05.7312.B1
- 05.7312.GL
- 05.7312.74
- 05.7312.EQ

49° FLOOD

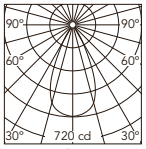

Luminous flux luminaire 496 lm (EXTREME CUT OFF)

@White (B1)

Beam Angle: 49°

h(m)	E(lx)	D(m)
1	720	0.91
2	180	1.83
3	80	2.74
4	45	3.66
5	29	4.57

Optic Spot 3000K

- 05.7315.B1
- 05.7315.GL
- 05.7315.74
- 05.7315.EQ

15° SPOT

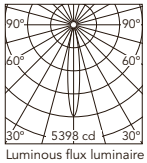

Luminous flux luminaire 583 lm (EXTREME CUT OFF)

@White (B1)

Beam Angle: 15°

h(m)	E(lx)	D(m)
1	5398	0.27
2	1349	0.53
3	600	0.80
4	337	1.07
5	216	1.33

Optic Medium 3000K

- 05.7316.B1
- 05.7316.GL
- 05.7316.74
- 05.7316.EQ

24° MEDIUM

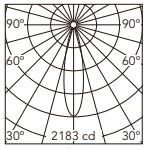

Luminous flux luminaire 524 lm (EXTREME CUT OFF)

@White (B1)

Beam Angle: 24°

h(m)	E(lx)	D(m)
1	2183	0.43
2	546	0.86
3	243	1.30
4	136	1.73
5	87	2.16

Optic Flood 3000K

- 05.7317.B1
- 05.7317.GL
- 05.7317.74
- 05.7317.EQ

49° FLOOD

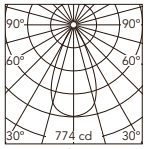

Luminous flux luminaire 532 lm (EXTREME CUT OFF)

@White (B1)

Beam Angle: 49°

h(m)	E(lx)	D(m)
1	774	0.91
2	193	1.83
3	86	2.74
4	48	3.66
5	31	4.57

Kap Ø80 - Fixed

Light Source: Kap Ø80: LED Array DC 500 mA - 9,2W - 935 lm - 2700K/CRI 90 / 9,2W - 974 lm - 3000K/CRI 90

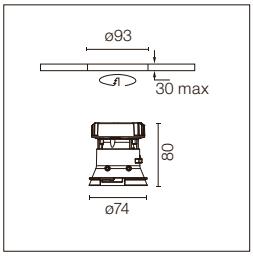

GWT 850°
IP 54
0,24 Kg
h=91 min
LED INCL

Incasso a LED. Fonte di alimentazione esclusa.
Lente diffusore incluso.
Cornice di pre-installazione da ordinare separatamente.

Recessed luminaire with LED light source. Power supply not included.
Diffusing lens included.
Pre-installation frame. To be ordered separately.

Alimentazioni raccomandate / Recommended power supply*:

Non Dimmable	60.9768
Dimmable 0/1-10V	RF27961
Dimmable Dali 2	60.9826
Mains Dimming	60.9411
Casambi	60.9207

* Vedi capitolo Drivers / Refer to the Drivers chapter

Optic Spot 2700K

- 03.4531.B1
- 03.4531.GL
- 03.4531.74
- 03.4531.EQ

19° SPOT

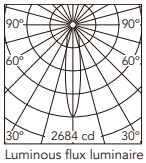

Luminous flux luminaire 710 lm [EXTREME CUT OFF]
@White (B1)

Beam Angle: 19°

h(m)	E(lx)	D(m)
1	2684	0.34
2	671	0.68
3	298	1.02
4	168	1.36
5	107	1.70

Optic Medium 2700K

- 03.4181.B1
- 03.4181.GL
- 03.4181.74
- 03.4181.EQ

26° MEDIUM

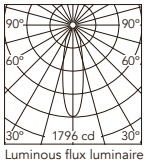

Luminous flux luminaire 606 lm [EXTREME CUT OFF]
@White (B1)

Beam Angle: 26°

h(m)	E(lx)	D(m)
1	1796	0.46
2	449	0.92
3	200	1.39
4	112	1.85
5	72	2.31

Optic Flood 2700K

- 03.4533.B1
- 03.4533.GL
- 03.4533.74
- 03.4533.EQ

50° FLOOD

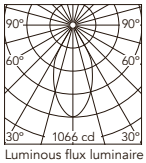

Luminous flux luminaire 688 lm [EXTREME CUT OFF]
@White (B1)

Beam Angle: 50°

h(m)	E(lx)	D(m)
1	1066	0.93
2	266	1.86
3	118	2.79
4	67	3.72
5	43	4.65

Optic Spot 3000K

- 03.4530.B1
- 03.4530.GL
- 03.4530.74
- 03.4530.EQ

19° SPOT

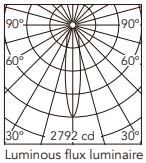

Luminous flux luminaire 739 lm [EXTREME CUT OFF]
@White (B1)

Beam Angle: 19°

h(m)	E(lx)	D(m)
1	2792	0.34
2	698	0.68
3	310	1.02
4	175	1.36
5	112	1.70

Optic Medium 3000K

- 03.4180.B1
- 03.4180.GL
- 03.4180.74
- 03.4180.EQ

26° MEDIUM

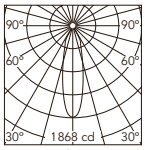

Luminous flux luminaire 630 lm [EXTREME CUT OFF]
@White (B1)

Beam Angle: 26°

h(m)	E(lx)	D(m)
1	1868	0.46
2	467	0.92
3	208	1.39
4	117	1.85
5	75	2.31

Optic Flood 3000K

- 03.4532.B1
- 03.4532.GL
- 03.4532.74
- 03.4532.EQ

50° FLOOD

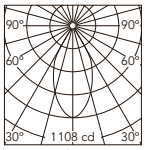

Luminous flux luminaire 715 lm [EXTREME CUT OFF]
@White (B1)

Beam Angle: 50°

h(m)	E(lx)	D(m)
1	1108	0.93
2	277	1.86
3	123	2.79
4	69	3.72
5	44	4.65

Kap Ø80 Plus - Fixed

Light Source: Kap Ø80 Plus: LED Array DC 700 mA - 13W - 1370 lm - 2700K/CRI 90 / 13W - 1460 lm - 3000K/CRI 90

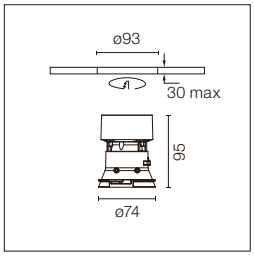

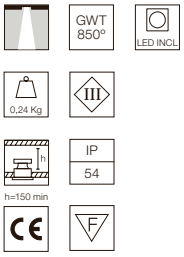

Incasso a LED. Fonte di alimentazione esclusa.
Lente diffusore incluso.
Cornice di pre-installazione da ordinare separatamente.

Recessed luminaire with LED light source. Power supply not included.
Diffusing lens included.
Pre-installation frame. To be ordered separately.

Alimentazioni raccomandate / Recommended power supply*:

Non Dimmable	60.9592
Dimmable 0/1-10V	RF27961
Dimmable Dali 2	60.9826
Mains Dimming	60.9467
Casambi	60.9207

* Vedi capitolo Drivers / Refer to the Drivers chapter

Optic Spot 2700K

- 05.7451.B1
- 05.7451.GL
- 05.7451.74
- 05.7451.EQ

19° SPOT



Luminous flux luminaire 1050 lm (EXTREME CUT OFF)

@White (B1)

Beam Angle: 19°

h(m)	E(lx)	D(m)
1	3968	0.34
2	992	0.68
3	441	1.02
4	248	1.36
5	159	1.70

Optic Spot 3000K

- 05.7450.B1
- 05.7450.GL
- 05.7450.74
- 05.7450.EQ

19° SPOT

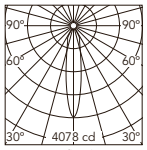

Luminous flux luminaire 1079 lm (EXTREME CUT OFF)

@White (B1)

Beam Angle: 19°

h(m)	E(lx)	D(m)
1	4078	0.34
2	1019	0.68
3	453	1.02
4	255	1.36
5	163	1.70

Optic Medium 2700K

- 05.7411.B1
- 05.7411.GL
- 05.7411.74
- 05.7411.EQ

26° MEDIUM



Luminous flux luminaire 896 lm (EXTREME CUT OFF)

@White (B1)

Beam Angle: 26°

h(m)	E(lx)	D(m)
1	2655	0.46
2	664	0.92
3	295	1.39
4	166	1.85
5	106	2.31

Optic Medium 3000K

- 05.7410.B1
- 05.7410.GL
- 05.7410.74
- 05.7410.EQ

26° MEDIUM

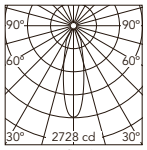

Luminous flux luminaire 921 lm (EXTREME CUT OFF)

@White (B1)

Beam Angle: 26°

h(m)	E(lx)	D(m)
1	2728	0.46
2	682	0.92
3	303	1.39
4	170	1.85
5	109	2.31

Optic Flood 2700K

- 05.7453.B1
- 05.7453.GL
- 05.7453.74
- 05.7453.EQ

50° FLOOD



Luminous flux luminaire 1017 lm (EXTREME CUT OFF)

@White (B1)

Beam Angle: 50°

h(m)	E(lx)	D(m)
1	1575	0.93
2	394	1.86
3	175	2.79
4	98	3.72
5	63	4.65

Optic Flood 3000K

- 05.7452.B1
- 05.7452.GL
- 05.7452.74
- 05.7452.EQ

50° FLOOD

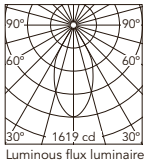

Luminous flux luminaire 1045 lm (EXTREME CUT OFF)

@White (B1)

Beam Angle: 50°

h(m)	E(lx)	D(m)
1	1619	0.93
2	405	1.86
3	180	2.79
4	101	3.72
5	65	4.65

Kap Ø80 Fixed - Dim To Warm

Light Source: LED Array DC 300mA - 13W - 1023 lm - 1800K - 2850K/CRI 95 - Dim To Warm

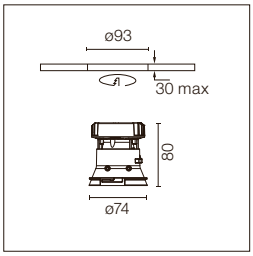

Incasso a LED. Fonte di alimentazione 220-240V e dimmerabile 1-10V inclusa.
Per versioni con apparecchi a 110V, contattare il Front office.
Lente diffusore incluso.
Cornice di pre-installazione da ordinare separatamente.

Recessed luminaire with LED light source. 220-240V & dimmable 1-10V power supply included.
For 110V PSU versions, please consult with the front office.
Diffusing lens included.
Pre-installation frame. To be ordered separately.

Optic Spot
1800K-2850K

- 03.4530.B1.LE
- 03.4530.GL.LE
- 03.4530.74.LE
- 03.4530.EQ.LE

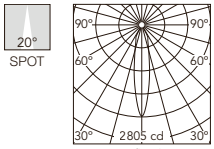

Luminous flux luminaire
740 lm (EXTREME CUT OFF)
@White (B1)

Beam Angle: 20°

h(m)	E(lx)	D(m)
1	2805	0.35
2	701	0.69
3	312	1.04
4	175	1.39
5	112	1.74

Optic Medium
1800K-2850K

- 03.4180.B1.LE
- 03.4180.GL.LE
- 03.4180.74.LE
- 03.4180.EQ.LE

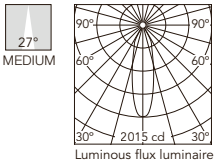

Luminous flux luminaire
735 lm (EXTREME CUT OFF)
@White (B1)

Beam Angle: 27°

h(m)	E(lx)	D(m)
1	2015	0.49
2	504	0.98
3	224	1.46
4	126	1.95
5	81	2.44

Optic Flood
1800K-2850K

- 03.4532.B1.LE
- 03.4532.GL.LE
- 03.4532.74.LE
- 03.4532.EQ.LE

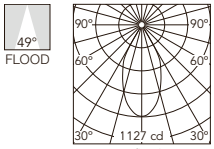

Luminous flux luminaire
729 lm (EXTREME CUT OFF)
@White (B1)

Beam Angle: 49°

h(m)	E(lx)	D(m)
1	1127	0.92
2	282	1.83
3	125	2.75
4	70	3.67
5	45	4.59

Kap 80 Square - Fixed

Light Source: Kap 80: LED Array DC 500 mA - 9,2W - 935 lm - 2700K/CRI 90 / 9,2W - 974 lm - 3000K/CRI 90

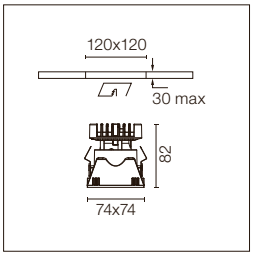

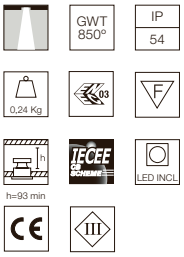

Incasso a LED. Fonte di alimentazione esclusa.
Lente diffusore incluso.
Cornice di pre-installazione da ordinare separatamente.

Recessed luminaire with LED light source. Power supply not included.
Diffusing lens included.
Pre-installation frame. To be ordered separately.

Alimentazioni raccomandate / Recommended power supply*:

Non Dimmable	60.9768
Dimmable 0/1-10V	RF27961
Dimmable Dali 2	60.9826
Mains Dimming	60.9411
Casambi	60.9207

* Vedi capitolo Drivers / Refer to the Drivers chapter

Optic Spot 2700K

- 03.4535.B1
- 03.4535.GL
- 03.4535.74
- 03.4535.EQ

18° SPOT

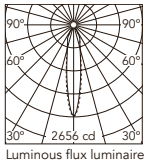

Luminous flux luminaire 741 lm (EXTREME CUT OFF)

@White (B1)

Beam Angle: 18°

h(m)	E(lx)	D(m)
1	2656	0.31
2	664	0.62
3	295	0.94
4	166	1.25
5	106	1.56

Optic Spot 3000K

- 03.4534.B1
- 03.4534.GL
- 03.4534.74
- 03.4534.EQ

18° SPOT



Luminous flux luminaire 771 lm (EXTREME CUT OFF)

@White (B1)

Beam Angle: 18°

h(m)	E(lx)	D(m)
1	2762	0.31
2	691	0.62
3	307	0.94
4	173	1.25
5	110	1.56

Optic Medium 2700K

- 03.4183.B1
- 03.4183.GL
- 03.4183.74
- 03.4183.EQ

25° MEDIUM

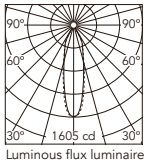

Luminous flux luminaire 615 lm (EXTREME CUT OFF)

@White (B1)

Beam Angle: 25°

h(m)	E(lx)	D(m)
1	1605	0.45
2	401	0.90
3	178	1.34
4	100	1.79
5	64	2.24

Optic Medium 3000K

- 03.4182.B1
- 03.4182.GL
- 03.4182.74
- 03.4182.EQ

25° MEDIUM

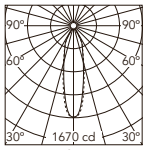

Luminous flux luminaire 640 lm (EXTREME CUT OFF)

@White (B1)

Beam Angle: 25°

h(m)	E(lx)	D(m)
1	1670	0.45
2	417	0.90
3	186	1.34
4	104	1.79
5	67	2.24

Optic Flood 2700K

- 03.4537.B1
- 03.4537.GL
- 03.4537.74
- 03.4537.EQ

55° FLOOD

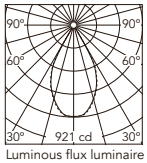

Luminous flux luminaire 723 lm (EXTREME CUT OFF)

@White (B1)

Beam Angle: 55°

h(m)	E(lx)	D(m)
1	921	1.03
2	230	2.07
3	102	3.10
4	58	4.14
5	37	5.17

Optic Flood 3000K

- 03.4536.B1
- 03.4536.GL
- 03.4536.74
- 03.4536.EQ

55° FLOOD

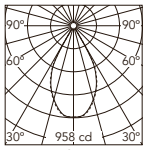

Luminous flux luminaire 752 lm (EXTREME CUT OFF)

@White (B1)

Beam Angle: 55°

h(m)	E(lx)	D(m)
1	958	1.03
2	240	2.07
3	106	3.10
4	60	4.14
5	38	5.17

Kap 80 Plus Square - Fixed

Light Source: Kap 80 Plus: LED Array DC 700 mA - 13W - 1370 lm - 2700K/CRI 90 / 13W - 1460 lm - 3000K/CRI 90

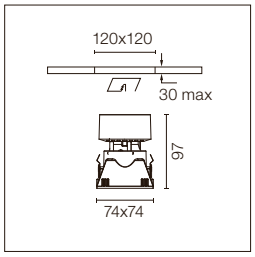

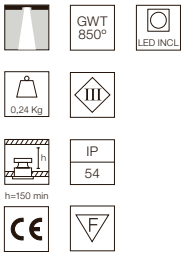

Incasso a LED. Fonte di alimentazione esclusa.
Lente diffusore incluso.
Cornice di pre-installazione da ordinare separatamente.

Recessed luminaire with LED light source. Power supply not included.
Diffusing lens included.
Pre-installation frame. To be ordered separately.

Alimentazioni raccomandate / Recommended power supply*:

Non Dimmable	60.9592
Dimmable 0/1-10V	RF27961
Dimmable Dali 2	60.9826
Mains Dimming	60.9467
Casambi	60.9207

* Vedi capitolo Drivers / Refer to the Drivers chapter

Optic Spot 2700K

- 05.7455.B1
- 05.7455.GL
- 05.7455.74
- 05.7455.EQ

18° SPOT

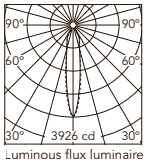

Luminous flux luminaire 1096 lm (EXTREME CUT OFF)
@White (B1)

Beam Angle: 18°

h(m)	E(lx)	D(m)
1	3926	0.31
2	981	0.62
3	436	0.94
4	245	1.25
5	157	1.56

Optic Spot 3000K

- 05.7454.B1
- 05.7454.GL
- 05.7454.74
- 05.7454.EQ

18° SPOT

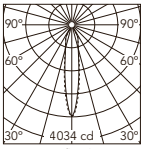

Luminous flux luminaire 1126 lm (EXTREME CUT OFF)
@White (B1)

Beam Angle: 18°

h(m)	E(lx)	D(m)
1	4034	0.31
2	1009	0.62
3	448	0.94
4	252	1.25
5	161	1.56

Optic Medium 2700K

- 05.7413.B1
- 05.7413.GL
- 05.7413.74
- 05.7413.EQ

25° MEDIUM

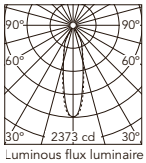

Luminous flux luminaire 910 lm (EXTREME CUT OFF)
@White (B1)

Beam Angle: 25°

h(m)	E(lx)	D(m)
1	2373	0.45
2	593	0.90
3	264	1.34
4	148	1.79
5	95	2.24

Optic Medium 3000K

- 05.7412.B1
- 05.7412.GL
- 05.7412.74
- 05.7412.EQ

25° MEDIUM

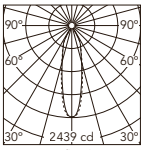

Luminous flux luminaire 935 lm (EXTREME CUT OFF)
@White (B1)

Beam Angle: 25°

h(m)	E(lx)	D(m)
1	2439	0.45
2	610	0.90
3	271	1.34
4	152	1.79
5	98	2.24

Optic Flood 2700K

- 05.7457.B1
- 05.7457.GL
- 05.7457.74
- 05.7457.EQ

55° FLOOD

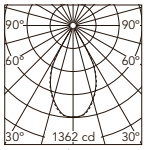

Luminous flux luminaire 1069 lm (EXTREME CUT OFF)
@White (B1)

Beam Angle: 55°

h(m)	E(lx)	D(m)
1	1362	1.03
2	340	2.07
3	151	3.10
4	85	4.14
5	54	5.17

Optic Flood 3000K

- 05.7456.B1
- 05.7456.GL
- 05.7456.74
- 05.7456.EQ

55° FLOOD

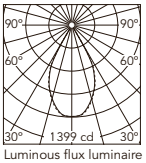

Luminous flux luminaire 1099 lm (EXTREME CUT OFF)
@White (B1)

Beam Angle: 55°

h(m)	E(lx)	D(m)
1	1399	1.03
2	350	2.07
3	155	3.10
4	87	4.14
5	56	5.17

Kap 80 Square Fixed - Dim To Warm

Light Source: LED Array DC 300mA - 13W - 1023 lm - 1800K - 2850K/CRI 95 - Dim To Warm

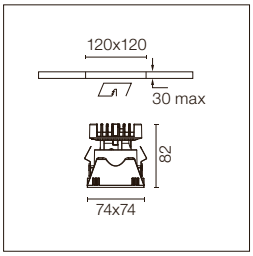

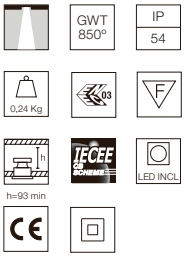

Incasso a LED. Fonte di alimentazione 220-240V e dimmerabile 1-10V inclusa.
Per versioni con apparecchi a 110V, contattare il Front office.
Lente diffusore incluso.
Cornice di pre-installazione da ordinare separatamente.

Recessed luminaire with LED light source. 220-240V & dimmable 1-10V power supply included.
For 110V PSU versions, please consult with the front office.
Diffusing lens included.
Pre-installation frame. To be ordered separately.

Optic Spot
1800K-2850K

- 03.4534.B1.LE
- 03.4534.GL.LE
- 03.4534.74.LE
- 03.4534.EQ.LE

18°
SPOT

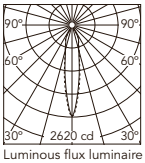

Luminous flux luminaire
753 lm (EXTREME CUT OFF)
@White (B1)

Beam Angle: 18°

h(m)	E(lx)	D(m)
1	2620	0.32
2	655	0.64
3	291	0.96
4	164	1.28
5	105	1.60

Optic Medium
1800K-2850K

- 03.4182.B1.LE
- 03.4182.GL.LE
- 03.4182.74.LE
- 03.4182.EQ.LE

27°
MEDIUM

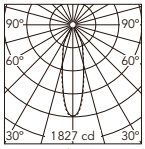

Luminous flux luminaire
750 lm (EXTREME CUT OFF)
@White (B1)

Beam Angle: 27°

h(m)	E(lx)	D(m)
1	1827	0.48
2	457	0.96
3	203	1.45
4	114	1.93
5	73	2.41

Optic Flood
1800K-2850K

- 03.4536.B1.LE
- 03.4536.GL.LE
- 03.4536.74.LE
- 03.4536.EQ.LE

54°
FLOOD

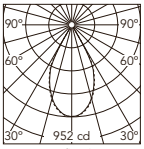

Luminous flux luminaire
736 lm (EXTREME CUT OFF)
@White (B1)

Beam Angle: 54°

h(m)	E(lx)	D(m)
1	952	1.02
2	238	2.04
3	106	3.06
4	59	4.08
5	38	5.10

Kap Ø80 Fixed

Light Source: LED QR-CBC 51 GX5.3

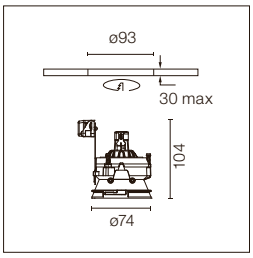

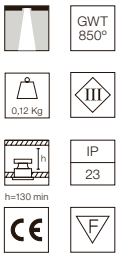

Incasso per lampada di 12V.
Trasformatore remoto non incluso.
Accessori per lenti non disponibili.
Cornice di pre-installazione da ordinare separatamente.

Recessed 12V lamp luminaire.
Remote transformer not included.
Not suitable for lens accessories.
Pre-installation frame. To be ordered separately.

03.4228.B1
03.4228.GL
03.4228.74
03.4228.EQ

Kap 80 Square Fixed

Light Source: LED QR-CBC 51 GX5.3

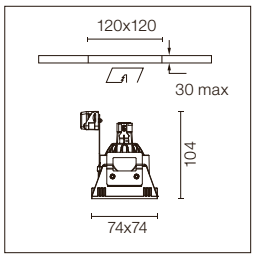

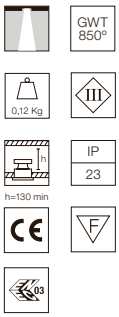

Incasso per lampada di 12V.
Trasformatore remoto non incluso.
Accessori per lenti non disponibili.
Cornice di pre-installazione da ordinare separatamente.

Recessed 12V lamp luminaire.
Remote transformer not included.
Not suitable for lens accessories.
Pre-installation frame. To be ordered separately.

03.4226.B1
03.4226.GL
03.4226.74
03.4226.EQ

Kap Ø80 Fixed

Light Source: LED PAR 16 GZ10

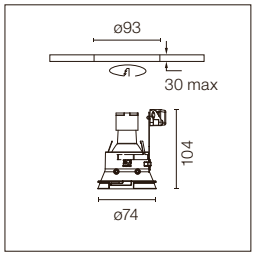

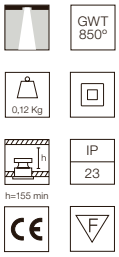

Incasso con alimentazione in tensione di rete.
Accessori per lenti non disponibili.
Cornice di pre-installazione da ordinare separatamente.

Recessed luminaire with main voltage source.
Not suitable for lens accessories.
Pre-installation frame. To be ordered separately.

03.4229.B1
03.4229.GL
03.4229.74
03.4229.EQ

Kap 80 Square Fixed

Light Source: LED PAR 16 GZ10

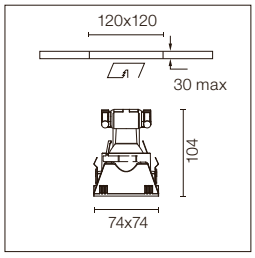

Incasso con alimentazione in tensione di rete.
Accessori per lenti non disponibili.
Cornice di pre-installazione da ordinare separatamente.

Recessed luminaire with main voltage source.
Not suitable for lens accessories.
Pre-installation frame. To be ordered separately.

03.4227.B1
03.4227.GL
03.4227.74
03.4227.EQ

Kap Ø80 - Adjustable

Light Source: Kap Ø80: LED Array DC 500 mA - 9,2W - 935 lm - 2700K/CRI 90 / 9,2W - 974 lm - 3000K/CRI 90

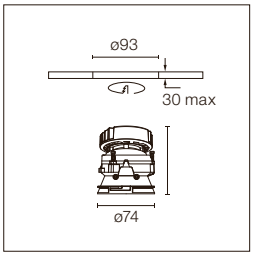



Incasso a LED. Fonte di alimentazione esclusa.
Lente diffusore incluso.
Cornice di pre-installazione da ordinare separatamente.

Recessed luminaire with LED light source. Power supply not included.
Diffusing lens included.
Pre-installation frame. To be ordered separately.

Alimentazioni raccomandate / Recommended power supply*:

Non Dimmable	60.9768
Dimmable 0/1-10V	RF27961
Dimmable Dali 2	60.9826
Mains Dimming	60.9411
Casambi	60.9207

* Vedi capitolo Drivers / Refer to the Drivers chapter

Optic Spot 2700K

- 03.4539.B1
- 03.4539.GL
- 03.4539.74
- 03.4539.EQ

19° SPOT

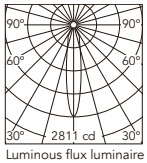

Luminous flux luminaire 704 lm (EXTREME CUT OFF)

@White (B1)

Beam Angle: 19°

h(m)	E(lx)	D(m)
1	2811	0.33
2	703	0.66
3	312	0.99
4	176	1.33
5	112	1.66

Optic Medium 2700K

- 03.4185.B1
- 03.4185.GL
- 03.4185.74
- 03.4185.EQ

26° MEDIUM



Luminous flux luminaire 664 lm (EXTREME CUT OFF)

@White (B1)

Beam Angle: 26°

h(m)	E(lx)	D(m)
1	1864	0.47
2	466	0.93
3	207	1.40
4	116	1.87
5	75	2.33

Optic Flood 2700K

- 03.4541.B1
- 03.4541.GL
- 03.4541.74
- 03.4541.EQ

50° FLOOD

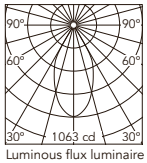

Luminous flux luminaire 688 lm (EXTREME CUT OFF)

@White (B1)

Beam Angle: 50°

h(m)	E(lx)	D(m)
1	1063	0.94
2	266	1.89
3	118	2.83
4	66	3.77
5	43	4.71

Optic Spot 3000K

- 03.4538.B1
- 03.4538.GL
- 03.4538.74
- 03.4538.EQ

19° SPOT



Luminous flux luminaire 732 lm (EXTREME CUT OFF)

@White (B1)

Beam Angle: 19°

h(m)	E(lx)	D(m)
1	2924	0.33
2	731	0.66
3	325	0.99
4	183	1.33
5	117	1.66

Optic Medium 3000K

- 03.4184.B1
- 03.4184.GL
- 03.4184.74
- 03.4184.EQ

26° MEDIUM

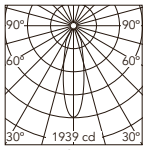

Luminous flux luminaire 691 lm (EXTREME CUT OFF)

@White (B1)

Beam Angle: 26°

h(m)	E(lx)	D(m)
1	1939	0.47
2	485	0.93
3	215	1.40
4	121	1.87
5	78	2.33

Optic Flood 3000K

- 03.4540.B1
- 03.4540.GL
- 03.4540.74
- 03.4540.EQ

50° FLOOD

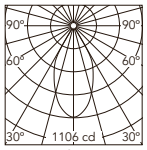

Luminous flux luminaire 716 lm (EXTREME CUT OFF)

@White (B1)

Beam Angle: 50°

h(m)	E(lx)	D(m)
1	1106	0.94
2	276	1.89
3	123	2.83
4	69	3.77
5	44	4.71

Kap Ø80 Plus - Adjustable

Light Source: Kap Ø80 Plus: LED Array DC 700 mA - 13W - 1370 lm - 2700K/CRI 90 / 13W - 1460 lm - 3000K/CRI 90

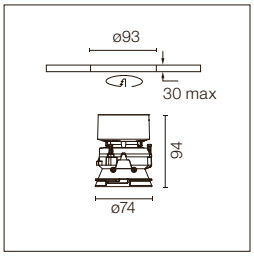

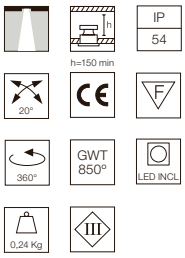

Incasso a LED. Fonte di alimentazione esclusa.
Lente diffusore incluso.
Cornice di pre-installazione da ordinare separatamente.

Recessed luminaire with LED light source. Power supply not included.
Diffusing lens included.
Pre-installation frame. To be ordered separately.

Alimentazioni raccomandate / Recommended power supply*:

Non Dimmable	60.9592
Dimmable 0/1-10V	RF27961
Dimmable Dali 2	60.9826
Mains Dimming	60.9467
Casambi	60.9207

* Vedi capitolo Drivers / Refer to the Drivers chapter

Optic Spot 2700K

- 05.7459.B1
- 05.7459.GL
- 05.7459.74
- 05.7459.EQ

19° SPOT

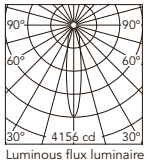

Luminous flux luminaire 1040 lm (EXTREME CUT OFF)

@White (B1)

Beam Angle: 19°

h(m)	E(lx)	D(m)
1	4156	0.33
2	1039	0.66
3	462	0.99
4	260	1.33
5	166	1.66

Optic Spot 3000K

- 05.7458.B1
- 05.7458.GL
- 05.7458.74
- 05.7458.EQ

19° SPOT

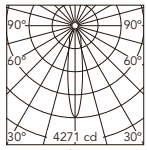

Luminous flux luminaire 1069 lm (EXTREME CUT OFF)

@White (B1)

Beam Angle: 19°

h(m)	E(lx)	D(m)
1	4271	0.33
2	1068	0.66
3	475	0.99
4	267	1.33
5	171	1.66

Optic Medium 2700K

- 05.7415.B1
- 05.7415.GL
- 05.7415.74
- 05.7415.EQ

26° MEDIUM

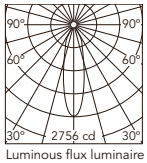

Luminous flux luminaire 982 lm (EXTREME CUT OFF)

@White (B1)

Beam Angle: 26°

h(m)	E(lx)	D(m)
1	2756	0.47
2	689	0.93
3	306	1.40
4	172	1.87
5	110	2.33

Optic Medium 3000K

- 05.7414.B1
- 05.7414.GL
- 05.7414.74
- 05.7414.EQ

26° MEDIUM



Luminous flux luminaire 1009 lm (EXTREME CUT OFF)

@White (B1)

Beam Angle: 26°

h(m)	E(lx)	D(m)
1	2832	0.47
2	708	0.93
3	315	1.40
4	177	1.87
5	113	2.33

Optic Flood 2700K

- 05.7461.B1
- 05.7461.GL
- 05.7461.74
- 05.7461.EQ

50° FLOOD



Luminous flux luminaire 1017 lm (EXTREME CUT OFF)

@White (B1)

Beam Angle: 50°

h(m)	E(lx)	D(m)
1	1571	0.94
2	393	1.89
3	175	2.83
4	98	3.77
5	63	4.71

Optic Flood 3000K

- 05.7460.B1
- 05.7460.GL
- 05.7460.74
- 05.7460.EQ

50° FLOOD

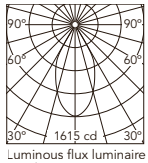

Luminous flux luminaire 1045 lm (EXTREME CUT OFF)

@White (B1)

Beam Angle: 50°

h(m)	E(lx)	D(m)
1	1615	0.94
2	404	1.89
3	179	2.83
4	101	3.77
5	65	4.71

Kap Ø80 Adjustable - Dim To Warm

Light Source: LED Array DC 300mA - 13W - 1023 lm - 1800K - 2850K/CRI 95 - Dim To Warm

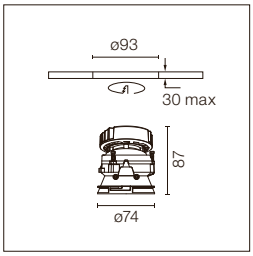



Incasso a LED. Fonte di alimentazione 220-240V e dimmerabile 1-10V inclusa.
Per versioni con apparecchi a 110V, contattare il Front office.
Lente diffusore incluso.
Cornice di pre-installazione da ordinare separatamente.

Recessed luminaire with LED light source. 220-240V & dimmable 1-10V power supply included.
For 110V PSU versions, please consult with the front office.
Diffusing lens included.
Pre-installation frame. To be ordered separately.

Optic Spot
1800K-2850K

- 03.4538.B1.LE
- 03.4538.GL.LE
- 03.4538.74.LE
- 03.4538.EQ.LE

18°
SPOT

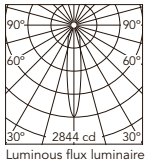

Luminous flux luminaire
716 lm (EXTREME CUT OFF)
@White (B1)

Beam Angle: 18°

h(m)	E(lx)	D(m)
1	2844	0.31
2	711	0.63
3	316	0.94
4	178	1.25
5	114	1.56

Optic Medium
1800K-2850K

- 03.4184.B1.LE
- 03.4184.GL.LE
- 03.4184.74.LE
- 03.4184.EQ.LE

27°
MEDIUM

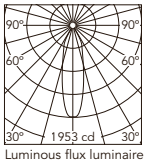

Luminous flux luminaire
722 lm (EXTREME CUT OFF)
@White (B1)

Beam Angle: 27°

h(m)	E(lx)	D(m)
1	1953	0.48
2	488	0.97
3	217	1.45
4	122	1.94
5	78	2.42

Optic Flood
1800K-2850K

- 03.4540.B1.LE
- 03.4540.GL.LE
- 03.4540.74.LE
- 03.4540.EQ.LE

51°
FLOOD

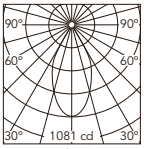

Luminous flux luminaire
707 lm (EXTREME CUT OFF)
@White (B1)

Beam Angle: 51°

h(m)	E(lx)	D(m)
1	1081	0.94
2	270	1.89
3	120	2.83
4	68	3.78
5	43	4.72

Kap 80 Square - Adjustable

Light Source: Kap 80: LED Array DC 500 mA - 9,2W - 935 lm - 2700K/CRI 90 / 9,2W - 974 lm - 3000K/CRI 90

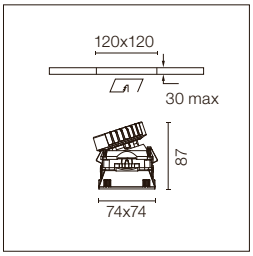



Incasso a LED. Fonte di alimentazione esclusa.
Lente diffusore incluso.
Cornice di pre-installazione da ordinare separatamente.

Recessed luminaire with LED light source. Power supply not included.
Diffusing lens included.
Pre-installation frame. To be ordered separately.

Alimentazioni raccomandate / Recommended power supply*:

Non Dimmable	60.9768
Dimmable 0/1-10V	RF27961
Dimmable Dali 2	60.9826
Mains Dimming	60.9411
Casambi	60.9207

* Vedi capitolo Drivers / Refer to the Drivers chapter

Optic Spot 2700K

- 03.4543.B1
- 03.4543.GL
- 03.4543.74
- 03.4543.EQ

18° SPOT

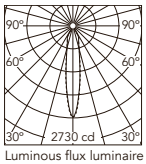

Luminous flux luminaire 738 lm [EXTREME CUT OFF]

@White (B1)

Beam Angle:		18°
h(m)	E(lx)	D(m)
1	2730	0.31
2	682	0.62
3	303	0.93
4	171	1.24
5	109	1.55

Optic Spot 3000K

- 03.4542.B1
- 03.4542.GL
- 03.4542.74
- 03.4542.EQ

18° SPOT

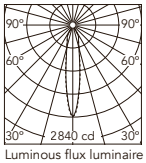

Luminous flux luminaire 768 lm [EXTREME CUT OFF]

@White (B1)

Beam Angle:		18°
h(m)	E(lx)	D(m)
1	2840	0.31
2	710	0.62
3	316	0.93
4	177	1.24
5	114	1.55

Optic Medium 2700K

- 03.4187.B1
- 03.4187.GL
- 03.4187.74
- 03.4187.EQ

25° MEDIUM

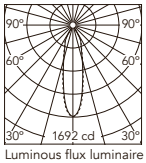

Luminous flux luminaire 630 lm [EXTREME CUT OFF]

@White (B1)

Beam Angle:		25°
h(m)	E(lx)	D(m)
1	1692	0.44
2	423	0.88
3	188	1.32
4	106	1.76
5	68	2.20

Optic Medium 3000K

- 03.4186.B1
- 03.4186.GL
- 03.4186.74
- 03.4186.EQ

25° MEDIUM

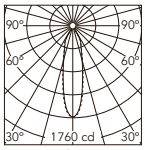

Luminous flux luminaire 656 lm [EXTREME CUT OFF]

@White (B1)

Beam Angle:		25°
h(m)	E(lx)	D(m)
1	1760	0.44
2	440	0.88
3	196	1.32
4	110	1.76
5	70	2.20

Optic Flood 2700K

- 03.4545.B1
- 03.4545.GL
- 03.4545.74
- 03.4545.EQ

53° FLOOD

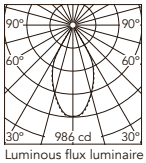

Luminous flux luminaire 722 lm [EXTREME CUT OFF]

@White (B1)

Beam Angle:		53°
h(m)	E(lx)	D(m)
1	986	0.99
2	246	1.98
3	110	2.98
4	62	3.97
5	39	4.96

Optic Flood 3000K

- 03.4544.B1
- 03.4544.GL
- 03.4544.74
- 03.4544.EQ

53° FLOOD

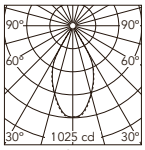

Luminous flux luminaire 751 lm [EXTREME CUT OFF]

@White (B1)

Beam Angle:		53°
h(m)	E(lx)	D(m)
1	1025	0.99
2	256	1.98
3	114	2.98
4	64	3.97
5	41	4.96

Kap 80 Plus Square - Adjustable

Light Source: Kap 80 Plus: LED Array DC 700 mA - 13W - 1370 lm - 2700K/CRI 90 / 13W - 1460 lm - 3000K/CRI 90

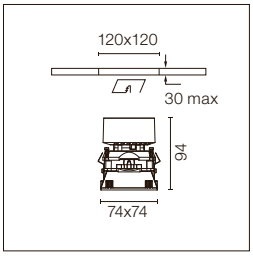

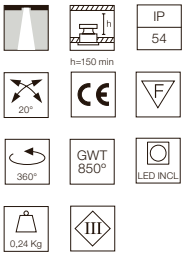

Incasso a LED. Fonte di alimentazione esclusa.
Lente diffusore incluso.
Cornice di pre-installazione da ordinare separatamente.

Recessed luminaire with LED light source. Power supply not included.
Diffusing lens included.
Pre-installation frame. To be ordered separately.

Alimentazioni raccomandate / Recommended power supply*:

Non Dimmable	60.9592
Dimmable 0/1-10V	RF27961
Dimmable Dali 2	60.9826
Mains Dimming	60.9467
Casambi	60.9207

* Vedi capitolo Drivers / Refer to the Drivers chapter

Optic Spot 2700K

- 05.7463.B1
- 05.7463.GL
- 05.7463.74
- 05.7463.EQ

18° SPOT

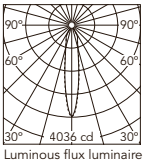

Luminous flux luminaire 1092 lm (EXTREME CUT OFF)

@White (B1)

Beam Angle: 18°

h(m)	E(lx)	D(m)
1	4036	0.31
2	1009	0.62
3	448	0.93
4	252	1.24
5	161	1.55

Optic Spot 3000K

- 05.7462.B1
- 05.7462.GL
- 05.7462.74
- 05.7462.EQ

18° SPOT

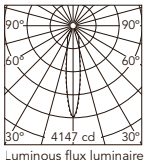

Luminous flux luminaire 1122 lm (EXTREME CUT OFF)

@White (B1)

Beam Angle: 18°

h(m)	E(lx)	D(m)
1	4147	0.31
2	1037	0.62
3	461	0.93
4	259	1.24
5	166	1.55

Optic Medium 2700K

- 05.7417.B1
- 05.7417.GL
- 05.7417.74
- 05.7417.EQ

25° MEDIUM

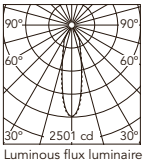

Luminous flux luminaire 932 lm (EXTREME CUT OFF)

@White (B1)

Beam Angle: 25°

h(m)	E(lx)	D(m)
1	2501	0.44
2	625	0.88
3	278	1.32
4	156	1.76
5	100	2.20

Optic Medium 3000K

- 05.7416.B1
- 05.7416.GL
- 05.7416.74
- 05.7416.EQ

25° MEDIUM

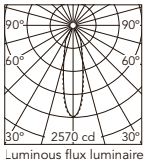

Luminous flux luminaire 958 lm (EXTREME CUT OFF)

@White (B1)

Beam Angle: 25°

h(m)	E(lx)	D(m)
1	2570	0.44
2	643	0.88
3	286	1.32
4	161	1.76
5	103	2.20

Optic Flood 2700K

- 05.7465.B1
- 05.7465.GL
- 05.7465.74
- 05.7465.EQ

53° FLOOD

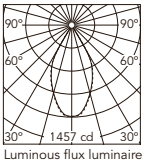

Luminous flux luminaire 1068 lm (EXTREME CUT OFF)

@White (B1)

Beam Angle: 53°

h(m)	E(lx)	D(m)
1	1457	0.99
2	364	1.98
3	162	2.98
4	91	3.97
5	58	4.96

Optic Flood 3000K

- 05.7464.B1
- 05.7464.GL
- 05.7464.74
- 05.7464.EQ

53° FLOOD

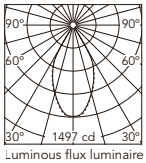

Luminous flux luminaire 1097 lm (EXTREME CUT OFF)

@White (B1)

Beam Angle: 53°

h(m)	E(lx)	D(m)
1	1497	0.99
2	374	1.98
3	166	2.98
4	94	3.97
5	60	4.96

Kap 80 Square Adjustable - Dim To Warm

Light Source: LED Array DC 300mA - 13W - 1023 lm - 1800K - 2850K/CRI 95 - Dim To Warm

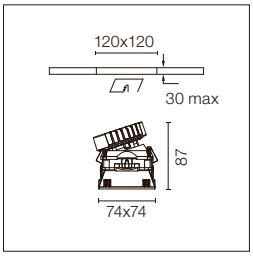



Incasso a LED. Fonte di alimentazione 220-240V e dimmerabile 1-10V inclusa.
Per versioni con apparecchi a 110V, contattare il Front office.
Lente diffusore incluso.
Cornice di pre-installazione da ordinare separatamente.

Recessed luminaire with LED light source. 220-240V & dimmable 1-10V power supply included.
For 110V PSU versions, please consult with the front office.
Diffusing lens included.
Pre-installation frame. To be ordered separately.

Optic Spot
1800K-2850K
- 03.4542.B1.LE
- 03.4542.GL.LE
- 03.4542.74.LE
- 03.4542.EQ.LE

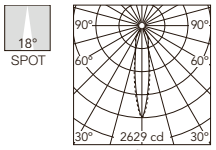

Luminous flux luminaire
754 lm (EXTREME CUT OFF)
@White (B1)

Beam Angle: 18°

h(m)	E(lx)	D(m)
1	2629	0.31
2	657	0.63
3	292	0.94
4	164	1.26
5	105	1.57

Optic Medium
1800K-2850K
- 03.4186.B1.LE
- 03.4186.GL.LE
- 03.4186.74.LE
- 03.4186.EQ.LE

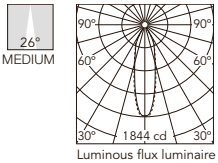

Luminous flux luminaire
752 lm (EXTREME CUT OFF)
@White (B1)

Beam Angle: 26°

h(m)	E(lx)	D(m)
1	1844	0.47
2	461	0.94
3	205	1.41
4	115	1.88
5	74	2.35

Optic Flood
1800K-2850K
- 03.4544.B1.LE
- 03.4544.GL.LE
- 03.4544.74.LE
- 03.4544.EQ.LE

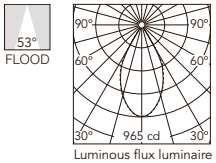

Luminous flux luminaire
732 lm (EXTREME CUT OFF)
@White (B1)

Beam Angle: 53°

h(m)	E(lx)	D(m)
1	965	1.01
2	241	2.01
3	107	3.02
4	60	4.03
5	39	5.03

Kap Ø80 Adjustable

Light Source: LED QR-CBC 51 GX5.3

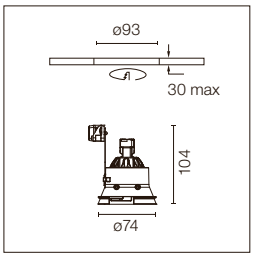

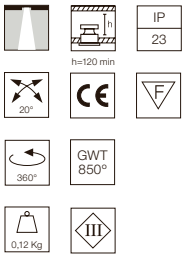

Incasso per lampada di 12V.
Trasformatore remoto non incluso.
Accessori per lenti non disponibili.
Cornice di pre-installazione da ordinare separatamente.

Recessed 12V lamp luminaire.
Remote transformer not included.
Not suitable for lens accessories.
Pre-installation frame. To be ordered separately.

- 03.4236.B1
- 03.4236.GL
- 03.4236.74
- 03.4236.EQ

Kap 80 Square Adjustable

Light Source: LED QR-CBC 51 GX5.3

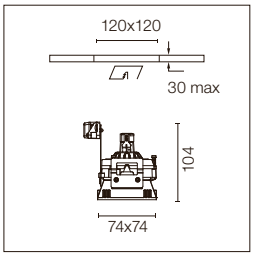

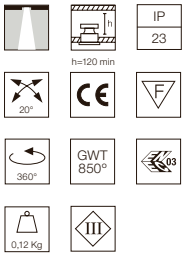

Incasso per lampada di 12V.
Trasformatore remoto non incluso.
Accessori per lenti non disponibili.
Cornice di pre-installazione da ordinare separatamente.

Recessed 12V lamp luminaire.
Remote transformer not included.
Not suitable for lens accessories.
Pre-installation frame. To be ordered separately.

- 03.4234.B1
- 03.4234.GL
- 03.4234.74
- 03.4234.EQ

Kap Ø80 Adjustable

Light Source: LED PAR 16 GZ10

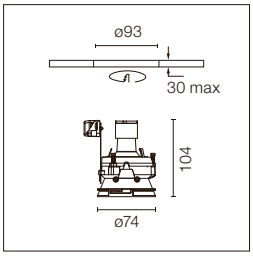

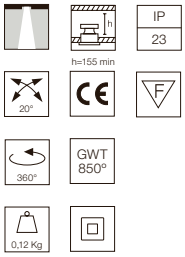

Incasso con alimentazione in tensione di rete.
Accessori per lenti non disponibili.
Cornice di pre-installazione da ordinare separatamente.

Recessed luminaire with main voltage source.
Not suitable for lens accessories.
Pre-installation frame. To be ordered separately.

- 03.4237.B1
- 03.4237.GL
- 03.4237.74
- 03.4237.EQ

Kap 80 Square Adjustable

Light Source: LED PAR 16 GZ10

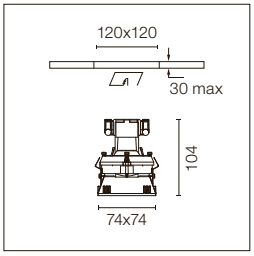

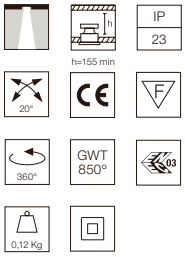

Incasso con alimentazione in tensione di rete.
Accessori per lenti non disponibili.
Cornice di pre-installazione da ordinare separatamente.

Recessed luminaire with main voltage source.
Not suitable for lens accessories.
Pre-installation frame. To be ordered separately.

- 03.4235.B1
- 03.4235.GL
- 03.4235.74
- 03.4235.EQ

Kap Ø80 - Wall-Washer

Light Source: Kap Ø80: LED Array DC 500 mA - 9,2W - 935 lm - 2700K/CRI 90 / 9,2W - 974 lm - 3000K/CRI 90

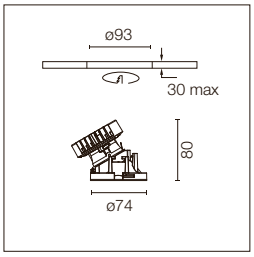

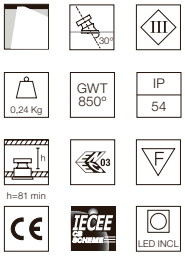

Incasso a LED. Fonte di alimentazione esclusa.
Lente ellittica inclusa.
Cornice di pre-installazione da ordinare separatamente.

Recessed luminaire with LED light source. Power supply not included.
Elliptical lens included.
Pre-installation frame. To be ordered separately.

Alimentazioni raccomandate / Recommended power supply*:

Non Dimmable	60.9768
Dimmable 0/1-10V	RF27961
Dimmable Dali 2	60.9826
Mains Dimming	60.9411
Casambi	60.9207

* Vedi capitolo Drivers / Refer to the Drivers chapter

2700K
- 03.4189.B1
- 03.4189.GL
- 03.4189.74
- 03.4189.EQ

28°

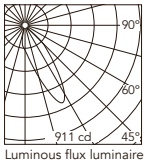

Luminous flux luminaire
598 lm [EXTREME CUT OFF]
@White (B1)

Beam Angle: 28°

h(m)	E(lx)	D(m)
1	911	0.62
2	228	1.24
3	101	1.87
4	57	2.49
5	36	3.11

3000K
- 03.4188.B1
- 03.4188.GL
- 03.4188.74
- 03.4188.EQ

28°

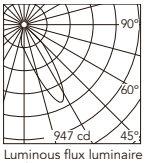

Luminous flux luminaire
622 lm [EXTREME CUT OFF]
@White (B1)

Beam Angle: 28°

h(m)	E(lx)	D(m)
1	947	0.62
2	237	1.24
3	105	1.87
4	59	2.49
5	38	3.11

Kap Ø80 Plus - Wall-Washer

Light Source: Kap Ø80 Plus: LED Array DC 700 mA - 13W - 1370 lm - 2700K/CRI 90 / 13W - 1460 lm - 3000K/CRI 90

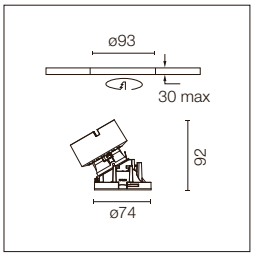

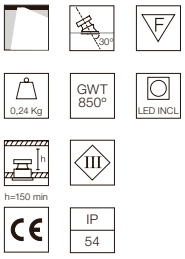

Incasso a LED. Fonte di alimentazione esclusa.
Lente ellittica inclusa.
Cornice di pre-installazione da ordinare separatamente.

Recessed luminaire with LED light source. Power supply not included.
Elliptical lens included.
Pre-installation frame. To be ordered separately.

Alimentazioni raccomandate / Recommended power supply*:

Non Dimmable	60.9592
Dimmable 0/1-10V	RF27961
Dimmable Dali 2	60.9826
Mains Dimming	60.9467
Casambi	60.9207

* Vedi capitolo Drivers / Refer to the Drivers chapter

2700K
- 05.7421.B1
- 05.7421.GL
- 05.7421.74
- 05.7421.EQ

28°

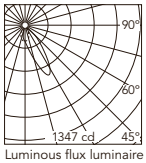

Luminous flux luminaire
884 lm [EXTREME CUT OFF]
@White (B1)

Beam Angle: 28°

h(m)	E(lx)	D(m)
1	1347	0.62
2	337	1.24
3	150	1.87
4	84	2.49
5	54	3.11

3000K
- 05.7420.B1
- 05.7420.GL
- 05.7420.74
- 05.7420.EQ

28°

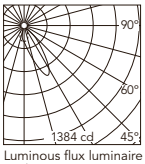

Luminous flux luminaire
908 lm [EXTREME CUT OFF]
@White (B1)

Beam Angle: 28°

h(m)	E(lx)	D(m)
1	1384	0.62
2	346	1.24
3	154	1.87
4	86	2.49
5	55	3.11

Kap Ø80 Wall-Washer - Dim To Warm

Light Source: LED Array DC 300mA - 13W - 1023 lm - 1800K - 2850K/CRI 95 - Dim To Warm

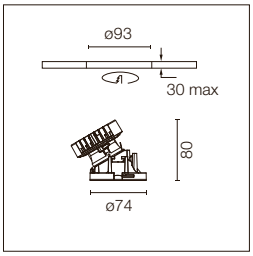

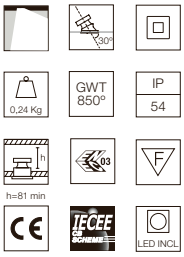

Incasso a LED. Fonte di alimentazione 220-240V e dimmerabile 1-10V inclusa.
Per versioni con apparecchi a 110V, contattare il Front office.
Lente diffusore incluso.
Cornice di pre-installazione da ordinare separatamente.

Recessed luminaire with LED light source. 220-240V & dimmable 1-10V power supply included.
For 110V PSU versions, please consult with the front office.
Diffusing lens included.
Pre-installation frame. To be ordered separately.

1800K-2850K
- 03.4188.B1.LE
- 03.4188.GL.LE
- 03.4188.74.LE
- 03.4188.EQ.LE

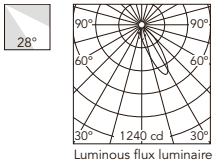

Luminous flux luminaire
770 lm (EXTREME CUT OFF)
@White (B1)

Beam Angle: 28°

h(m)	E(lx)	D(m)
1	1240	0.64
2	310	1.29
3	138	1.93
4	78	2.58
5	50	3.22

Kap 80 - Square Wall-Washer

Light Source: Kap 80: LED Array DC 500 mA - 9,2W - 935 lm - 2700K/CRI 90 / 9,2W - 974 lm - 3000K/CRI 90

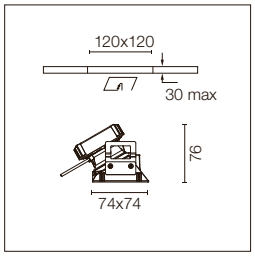

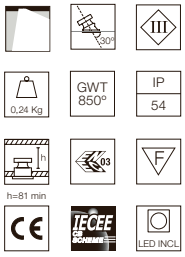

Incasso a LED. Fonte di alimentazione esclusa.
Lente ellittica inclusa.
Cornice di pre-installazione da ordinare separatamente.

Recessed luminaire with LED light source. Power supply not included.
Elliptical lens included.
Pre-installation frame. To be ordered separately.

Alimentazioni raccomandate / Recommended power supply*:

Non Dimmable	60.9768
Dimmable 0/1-10V	RF27961
Dimmable Dali 2	60.9826
Mains Dimming	60.9411
Casambi	60.9207

* Vedi capitolo Drivers / Refer to the Drivers chapter

2700K
- 03.4191.B1
- 03.4191.GL
- 03.4191.74
- 03.4191.EQ

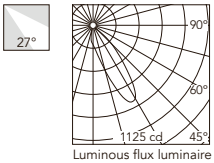

Luminous flux luminaire
625 lm (EXTREME CUT OFF)
@White (B1)

Beam Angle: 27°

h(m)	E(lx)	D(m)
1	1125	0.62
2	281	1.24
3	125	1.85
4	70	2.47
5	45	3.09

3000K
- 03.4190.B1
- 03.4190.GL
- 03.4190.74
- 03.4190.EQ

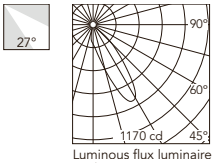

Luminous flux luminaire
650 lm (EXTREME CUT OFF)
@White (B1)

Beam Angle: 27°

h(m)	E(lx)	D(m)
1	1170	0.62
2	292	1.24
3	130	1.85
4	73	2.47
5	47	3.09

Kap 80 Plus - Square Wall-Washer

Light Source: Kap 80 Plus: LED Array DC 700 mA - 13W - 1370 lm - 2700K/CRI 90 / 13W - 1460 lm - 3000K/CRI 90

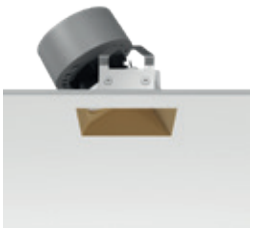

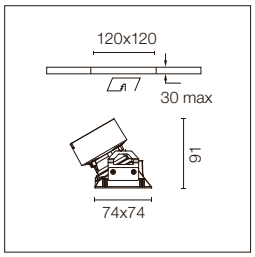

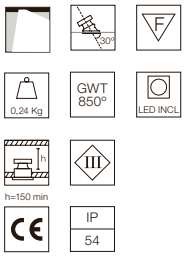

Incasso a LED. Fonte di alimentazione esclusa.
Lente ellittica inclusa.
Cornice di pre-installazione da ordinare separatamente.

Recessed luminaire with LED light source. Power supply not included.
Elliptical lens included.
Pre-installation frame. To be ordered separately.

Alimentazioni raccomandate / Recommended power supply*:

Non Dimmable	60.9592
Dimmable 0/1-10V	RF27961
Dimmable Dali 2	60.9826
Mains Dimming	60.9467
Casambi	60.9207

* Vedi capitolo Drivers / Refer to the Drivers chapter

2700K
- 05.7423.B1
- 05.7423.GL
- 05.7423.74
- 05.7423.EQ

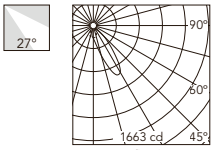

Luminous flux luminaire
924 lm (EXTREME CUT OFF)
@White (B1)

Beam Angle: 27°

h(m)	E(lx)	D(m)
1	1663	0.62
2	416	1.24
3	185	1.85
4	104	2.47
5	67	3.09

3000K
- 05.7422.B1
- 05.7422.GL
- 05.7422.74
- 05.7422.EQ

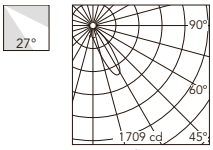

Luminous flux luminaire
950 lm (EXTREME CUT OFF)
@White (B1)

Beam Angle: 27°

h(m)	E(lx)	D(m)
1	1709	0.62
2	427	1.24
3	190	1.85
4	107	2.47
5	68	3.09

Kap 80 Square Wall-Washer - Dim To Warm

Light Source: LED Array DC 300mA - 13W - 1023 lm - 1800K - 2850K/CRI 95 - Dim To Warm

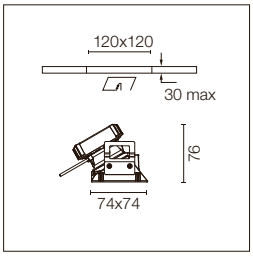

Incasso a LED. Fonte di alimentazione 220-240V e dimmerabile 1-10V inclusa.
Per versioni con apparecchi a 110V, contattare il Front office.
Lente diffusore incluso.
Cornice di pre-installazione da ordinare separatamente.

Recessed luminaire with LED light source. 220-240V & dimmable 1-10V power supply included.
For 110V PSU versions, please consult with the front office.
Diffusing lens included.
Pre-installation frame. To be ordered separately.

1800K-2850K
- 03.4190.B1.LE
- 03.4190.GL.LE
- 03.4190.74.LE
- 03.4190.EQ.LE

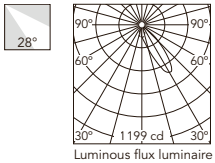

Luminous flux luminaire
723 lm (EXTREME CUT OFF)
@White (B1)

Beam Angle: 28°

h(m)	E(lx)	D(m)
1	1199	0.68
2	300	1.37
3	133	2.05
4	75	2.74
5	48	3.42

Kap Ø80 Wall-Washer

Light Source: LED QR-CBC 51 GX5.3

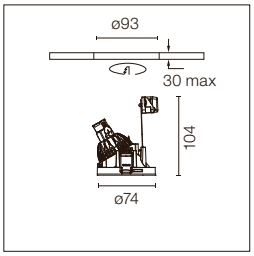

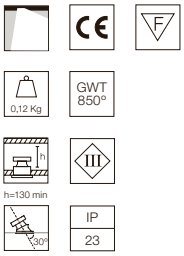

Incasso per lampada di 12V.
Trasformatore remoto non incluso.
Accessori per lenti non disponibili.
Cornice di pre-installazione da ordinare separatamente.

Recessed 12V lamp luminaire.
Remote transformer not included.
Not suitable for lens accessories.
Pre-installation frame. To be ordered separately.

- 03.4244.B1
- 03.4244.GL
- 03.4244.74
- 03.4244.EQ

Kap 80 Square Wall-Washer

Light Source: LED QR-CBC 51 GX5.3

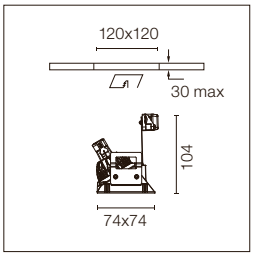

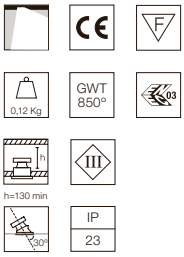

Incasso per lampada di 12V.
Trasformatore remoto non incluso.
Accessori per lenti non disponibili.
Cornice di pre-installazione da ordinare separatamente.

Recessed 12V lamp luminaire.
Remote transformer not included.
Not suitable for lens accessories.
Pre-installation frame. To be ordered separately.

- 03.4242.B1
- 03.4242.GL
- 03.4242.74
- 03.4242.EQ

Kap Ø80 Wall-Washer

Light Source: LED PAR 16 GZ10

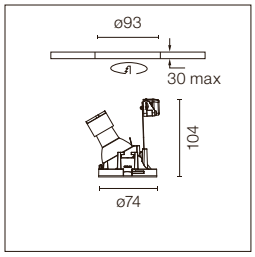

Incasso con alimentazione in tensione di rete.
Accessori per lenti non disponibili.
Cornice di pre-installazione da ordinare separatamente.

Recessed luminaire with main voltage source.
Not suitable for lens accessories.
Pre-installation frame. To be ordered separately.

- 03.4245.B1
- 03.4245.GL
- 03.4245.74
- 03.4245.EQ

Kap 80 Square Wall-Washer

Light Source: LED PAR 16 GZ10

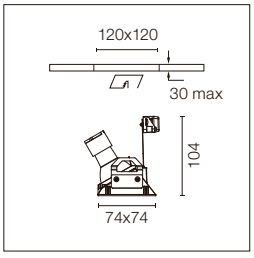

Incasso con alimentazione in tensione di rete.
Accessori per lenti non disponibili.
Cornice di pre-installazione da ordinare separatamente.

Recessed luminaire with main voltage source.
Not suitable for lens accessories.
Pre-installation frame. To be ordered separately.

- 03.4243.B1
- 03.4243.GL
- 03.4243.74
- 03.4243.EQ

Kap Ø105 Fixed

Light Source: LED Array DC 650 mA - 23W - 2690 lm - 2700K/CRI 90 / 23W - 2870 lm - 3000K/CRI 90

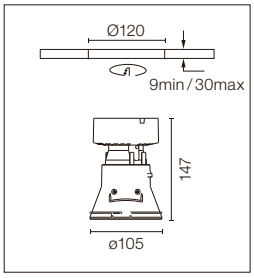

GWT 850°
LED INCL.
0,48 Kg
III
03
IP 54
h=150 min

Incasso a LED. Trasformatore remoto non incluso.
Lente diffusore incluso.
Cornice di pre-installazione da ordinare separatamente.

Recessed luminaire with LED light source. Remote transformer not included.
Diffusing lens included.
Pre-installation frame. To be ordered separately.

Alimentazioni raccomandate / Recommended power supply*:

Non Dimmable	60.9592
Dimmable 1-10V	60.9439
Dimmable Dali 2	60.7709
Casambi	60.9207
Mains Dimming	60.9692

* Vedi capitolo Drivers / Refer to the Drivers chapter

Optic Spot 2700K

- 05.7100.B1
- 05.7100.GL
- 05.7100.74
- 05.7100.EQ

17° SPOT

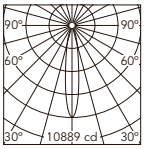

Luminous flux luminaire 1715 lm (EXTREME CUT OFF)
@White (B1)

Beam Angle: 17°

h(m)	E(lx)	D(m)
1	10889	0.30
2	2722	0.59
3	1210	0.89
4	681	1.18
5	436	1.48

Optic Medium 2700K

- 05.7101.B1
- 05.7101.GL
- 05.7101.74
- 05.7101.EQ

27° MEDIUM

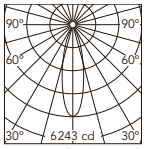

Luminous flux luminaire 1675 lm (EXTREME CUT OFF)
@White (B1)

Beam Angle: 27°

h(m)	E(lx)	D(m)
1	6243	0.48
2	1561	0.97
3	694	1.45
4	390	1.93
5	250	2.41

Optic Flood 2700K

- 05.7102.B1
- 05.7102.GL
- 05.7102.74
- 05.7102.EQ

51° FLOOD

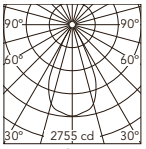

Luminous flux luminaire 1815 lm (EXTREME CUT OFF)
@White (B1)

Beam Angle: 51°

h(m)	E(lx)	D(m)
1	2755	0.96
2	689	1.91
3	306	2.87
4	172	3.82
5	110	4.78

Optic Spot 3000K

- 05.7105.B1
- 05.7105.GL
- 05.7105.74
- 05.7105.EQ

17° SPOT

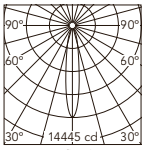

Luminous flux luminaire 2275 lm (EXTREME CUT OFF)
@White (B1)

Beam Angle: 17°

h(m)	E(lx)	D(m)
1	14445	0.30
2	3611	0.59
3	1605	0.89
4	903	1.18
5	578	1.48

Optic Medium 3000K

- 05.7106.B1
- 05.7106.GL
- 05.7106.74
- 05.7106.EQ

27° MEDIUM

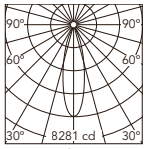

Luminous flux luminaire 2222 lm (EXTREME CUT OFF)
@White (B1)

Beam Angle: 27°

h(m)	E(lx)	D(m)
1	8281	0.48
2	2070	0.97
3	920	1.45
4	518	1.93
5	331	2.41

Optic Flood 3000K

- 05.7107.B1
- 05.7107.GL
- 05.7107.74
- 05.7107.EQ

51° FLOOD

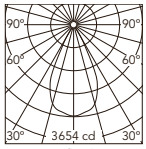

Luminous flux luminaire 2407 lm (EXTREME CUT OFF)
@White (B1)

Beam Angle: 51°

h(m)	E(lx)	D(m)
1	3654	0.96
2	914	1.91
3	406	2.87
4	228	3.82
5	146	4.78

Kap 105 Square

Light Source: LED QR-CBC 51 GX5.3

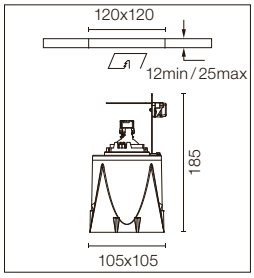

Incasso per lampada di 12V.
Trasformatore remoto non incluso.
Accessori per lenti non disponibili.
Cornice di pre-installazione da ordinare separatamente.

Recessed 12V lamp luminaire.
Remote transformer not included.
Not suitable for lens accessories.
Pre-installation frame. To be ordered separately.

- 03.4572.B1
- 03.4572.GL
- 03.4572.74
- 03.4572.EQ

Kap Ø105 Fixed

Light Source: LED QR-CBC 51 GX5.3

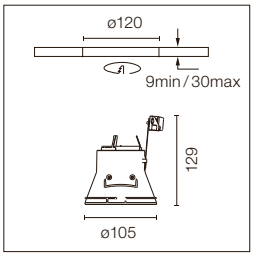

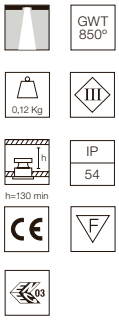

Incasso per lampada di 12V.
Trasformatore remoto non incluso.
Accessori per lenti non disponibili.
Cornice di pre-installazione da ordinare separatamente.

Recessed 12V lamp luminaire.
Remote transformer not included.
Not suitable for lens accessories.
Pre-installation frame. To be ordered separately.

- 05.7130.B1
- 05.7130.GL
- 05.7130.74
- 05.7130.EQ

Kap Ø105 Fixed

Light Source: LED PAR 16 GZ10

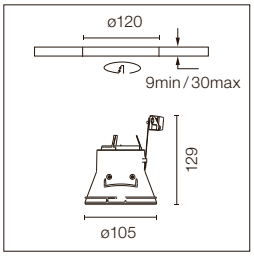

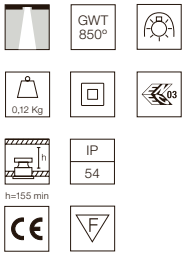

Incasso con alimentazione in tensione di rete.
Accessori per lenti non disponibili.
Cornice di pre-installazione da ordinare separatamente.

Recessed luminaire with main voltage source.
Not suitable for lens accessories.
Pre-installation frame. To be ordered separately.

- 05.7131.B1
- 05.7131.GL
- 05.7131.74
- 05.7131.EQ

Kap Ø105 Adjustable

Light Source: LED Array DC 650 mA - 23W - 2690 lm - 2700K/CRI 90 / 23W - 2870 lm - 3000K/CRI 90

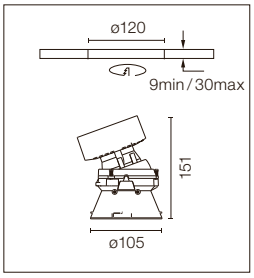

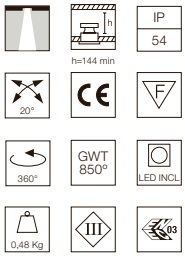

Incasso a LED. Trasformatore remoto non incluso.
Lente diffusore incluso.
Cornice di pre-installazione da ordinare separatamente.

Recessed luminaire with LED light source. Remote transformer not included.
Diffusing lens included.
Pre-installation frame. To be ordered separately.

Alimentazioni raccomandate / Recommended power supply*:

Non Dimmable	60.9592
Dimmable 1-10V	60.9439
Dimmable Dali 2	60.7709
Casambi	60.9207
Mains Dimming	60.9692

* Vedi capitolo Drivers / Refer to the Drivers chapter

Optic Spot 2700K

- 05.7110.B1
- 05.7110.GL
- 05.7110.74
- 05.7110.EQ

17° SPOT

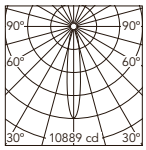

Luminous flux luminaire 1715 lm (EXTREME CUT OFF)
@White (B1)

Beam Angle: 17°

h(m)	E(lx)	D(m)
1	10889	0.30
2	2722	0.59
3	1210	0.89
4	681	1.18
5	436	1.48

Optic Spot 3000K

- 05.7115.B1
- 05.7115.GL
- 05.7115.74
- 05.7115.EQ

17° SPOT

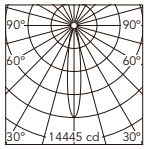

Luminous flux luminaire 2275 lm (EXTREME CUT OFF)
@White (B1)

Beam Angle: 17°

h(m)	E(lx)	D(m)
1	14445	0.30
2	3611	0.59
3	1605	0.89
4	903	1.18
5	578	1.48

Optic Medium 2700K

- 05.7111.B1
- 05.7111.GL
- 05.7111.74
- 05.7111.EQ

27° MEDIUM

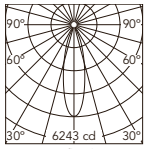

Luminous flux luminaire 1675 lm (EXTREME CUT OFF)
@White (B1)

Beam Angle: 27°

h(m)	E(lx)	D(m)
1	6243	0.48
2	1561	0.97
3	694	1.45
4	390	1.93
5	250	2.41

Optic Medium 3000K

- 05.7116.B1
- 05.7116.GL
- 05.7116.74
- 05.7116.EQ

27° MEDIUM

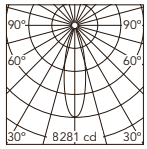

Luminous flux luminaire 2222 lm (EXTREME CUT OFF)
@White (B1)

Beam Angle: 27°

h(m)	E(lx)	D(m)
1	8281	0.48
2	2070	0.97
3	920	1.45
4	518	1.93
5	331	2.41

Optic Flood 2700K

- 05.7112.B1
- 05.7112.GL
- 05.7112.74
- 05.7112.EQ

51° FLOOD

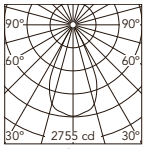

Luminous flux luminaire 1815 lm (EXTREME CUT OFF)
@White (B1)

Beam Angle: 51°

h(m)	E(lx)	D(m)
1	2755	0.96
2	689	1.91
3	306	2.87
4	172	3.82
5	110	4.78

Optic Flood 3000K

- 05.7117.B1
- 05.7117.GL
- 05.7117.74
- 05.7117.EQ

51° FLOOD

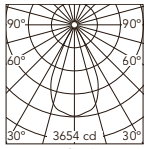

Luminous flux luminaire 2407 lm (EXTREME CUT OFF)
@White (B1)

Beam Angle: 51°

h(m)	E(lx)	D(m)
1	3654	0.96
2	914	1.91
3	406	2.87
4	228	3.82
5	146	4.78

Kap Ø105 Adjustable

Light Source: LED QR-CBC 51 GX5.3

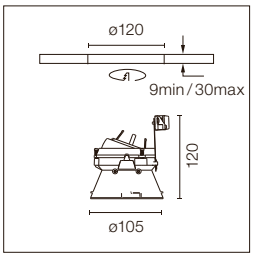

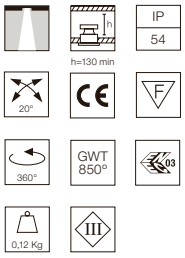

Incasso per lampada di 12V.
Trasformatore remoto non incluso.
Accessori per lenti non disponibili.
Cornice di pre-installazione da ordinare separatamente.

Recessed 12V lamp luminaire.
Remote transformer not included.
Not suitable for lens accessories.
Pre-installation frame. To be ordered separately.

- 05.7135.B1
- 05.7135.GL
- 05.7135.74
- 05.7135.EQ

Kap Ø105 Adjustable

Light Source: LED PAR 16 GZ10

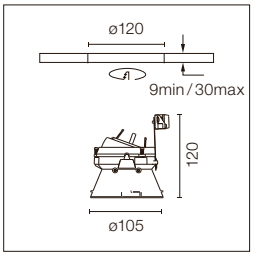

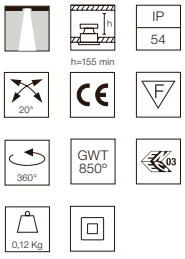

Incasso con alimentazione in tensione di rete.
Accessori per lenti non disponibili.
Cornice di pre-installazione da ordinare separatamente.

Recessed luminaire with main voltage source.
Not suitable for lens accessories.
Pre-installation frame. To be ordered separately.

- 05.7136.B1
- 05.7136.GL
- 05.7136.74
- 05.7136.EQ

Kap Ø105 Wall-Washer

Light Source: LED Array DC 650 mA - 23W - 2690 lm - 2700K/CRI 90 / 23W - 2870 lm - 3000K/CRI 90

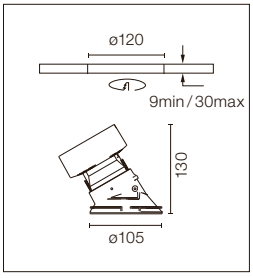

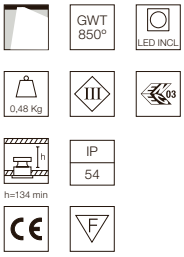

Incasso a LED. Trasformatore elettronico remoto 220/240V non incluso.
Cornice di pre-installazione da ordinare separatamente.

Recessed luminaire with LED light source. Remote electronic transformer 220/240V not included.
Pre-installation frame. To be ordered separately.

Alimentazioni raccomandate / Recommended power supply*:

Non Dimmable	60.9592
Dimmable 1-10V	60.9439
Dimmable Dali 2	60.7709
Casambi	60.9207
Mains Dimming	60.9692

* Vedi capitolo Drivers / Refer to the Drivers chapter

2700K

- 05.7120.B1
- 05.7120.GL
- 05.7120.74
- 05.7120.EQ

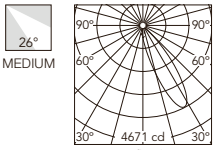

Luminous flux luminaire
1621 lm (EXTREME CUT OFF)
@White (B1)

Beam Angle: 26°

h(m)	E(lx)	D(m)
1	4671	0.58
2	1168	1.15
3	519	1.73
4	292	2.31
5	187	2.89

3000K

- 05.7121.B1
- 05.7121.GL
- 05.7121.74
- 05.7121.EQ

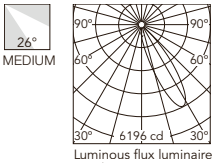

Luminous flux luminaire
2151 lm (EXTREME CUT OFF)
@White (B1)

Beam Angle: 26°

h(m)	E(lx)	D(m)
1	6196	0.58
2	1549	1.15
3	688	1.73
4	387	2.31
5	248	2.89

Kap Ø105 Wall-Washer

Light Source: LED QR-CBC 51 GX5.3

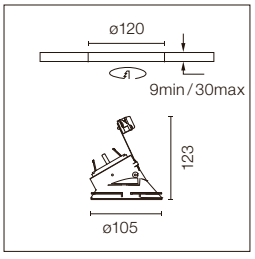

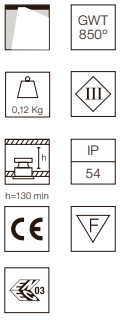

Incasso per lampada LED di 12V.
Trasformatore remoto non incluso.
Accessori per lenti non disponibili.
Cornice di pre-installazione da ordinare separatamente.

Recessed 12V LED lamp luminaire.
Remote transformer not included.
Not suitable for lens accessories.
Pre-installation frame. To be ordered separately.

- 05.7140.B1
- 05.7140.GL
- 05.7140.74
- 05.7140.EQ

Kap Ø105 Wall-Washer

Light Source: LED PAR 16 GZ10

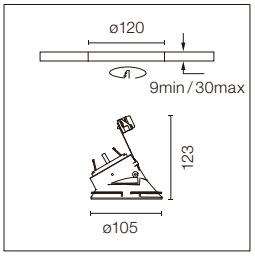

Incasso con alimentazione in tensione di rete.
Accessori per lenti non disponibili.
Cornice di pre-installazione da ordinare separatamente.

Recessed luminaire with main voltage source.
Not suitable for lens accessories.
Pre-installation frame. To be ordered separately.

- 05.7141.B1
- 05.7141.GL
- 05.7141.74
- 05.7141.EQ

Kap Ø105 Deep

Light Source: LED Array DC 650 mA - 23W - 2690 lm - 2700K/CRI 90 / 23W - 2870 lm - 3000K/CRI 90

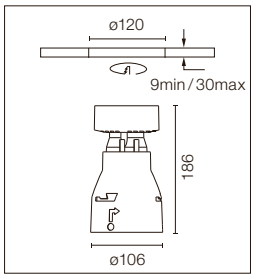

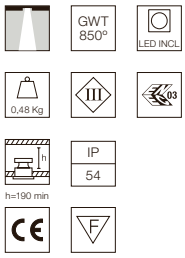

Incasso a LED. Trasformatore elettronico remoto 220/240V non incluso.
Cornice di pre-installazione da ordinare separatamente.

Recessed luminaire with LED light source. Remote electronic transformer 220/240V not included.
Pre-installation frame. To be ordered separately.

Alimentazioni raccomandate / Recommended power supply*:

Non Dimmable	60.9592
Dimmable 1-10V	60.9439
Dimmable Dali 2	60.7709
Casambi	60.9207
Mains Dimming	60.9692

* Vedi capitolo Drivers / Refer to the Drivers chapter

Optic Spot 2700K

- 05.7150.B1
- 05.7150.GL
- 05.7150.74
- 05.7150.EQ

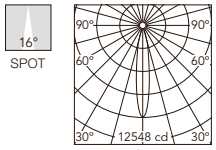

Luminous flux luminaire 1602 lm (EXTREME CUT OFF)
@White (B1)

Beam Angle: 16°

h(m)	E(lx)	D(m)
1	12548	0.29
2	3137	0.57
3	1394	0.86
4	784	1.14
5	502	1.43

Optic Medium 2700K

- 05.7151.B1
- 05.7151.GL
- 05.7151.74
- 05.7151.EQ

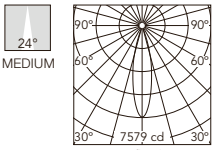

Luminous flux luminaire 1537 lm (EXTREME CUT OFF)
@White (B1)

Beam Angle: 24°

h(m)	E(lx)	D(m)
1	7579	0.42
2	1895	0.84
3	842	1.26
4	474	1.69
5	303	2.11

Optic Flood 2700K

- 05.7152.B1
- 05.7152.GL
- 05.7152.74
- 05.7152.EQ

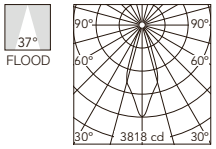

Luminous flux luminaire 1581 lm (EXTREME CUT OFF)
@White (B1)

Beam Angle: 37°

h(m)	E(lx)	D(m)
1	3818	0.68
2	954	1.36
3	424	2.03
4	239	2.71
5	153	3.39

Optic Spot 3000K

- 05.7155.B1
- 05.7155.GL
- 05.7155.74
- 05.7155.EQ

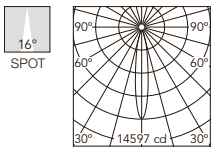

Luminous flux luminaire 1836 lm (EXTREME CUT OFF)
@White (B1)

Beam Angle: 16°

h(m)	E(lx)	D(m)
1	14597	0.28
2	3649	0.56
3	1622	0.84
4	912	1.13
5	584	1.41

Optic Medium 3000K

- 05.7156.B1
- 05.7156.GL
- 05.7156.74
- 05.7156.EQ

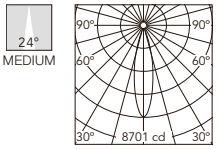

Luminous flux luminaire 1759 lm (EXTREME CUT OFF)
@White (B1)

Beam Angle: 24°

h(m)	E(lx)	D(m)
1	8701	0.42
2	2175	0.84
3	967	1.26
4	544	1.68
5	348	2.10

Optic Flood 3000K

- 05.7157.B1
- 05.7157.GL
- 05.7157.74
- 05.7157.EQ

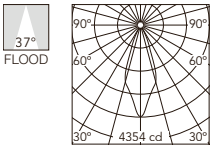

Luminous flux luminaire 1795 lm (EXTREME CUT OFF)
@White (B1)

Beam Angle: 37°

h(m)	E(lx)	D(m)
1	4354	0.68
2	1089	1.35
3	484	2.03
4	272	2.71
5	174	3.38

Accessori / Accessories

Cornice di installazione No Trim. Kap ø50.	Installation frame No Trim. Kap ø50.	Max. ø123 ø93	Kap ø50 Round 08.9114.00
Cornice di installazione No Trim. Kap ø80/ø80 Plus.	Installation frame No Trim. Kap ø80/ø80 Plus.	Max. ø123 ø93	Kap ø80 Round 08.9102.00
Cornice di installazione No Trim. Kap 80 Square/80 Plus Square.	Installation frame No Trim. Kap 80 Square/80 Plus Square.	Max. ø150 ø120	Kap 80 Square 08.9103.00
Cornice di installazione No Trim. Kap ø105 Deep.	Installation frame No Trim. Kap ø105 Deep.	Max. ø150 ø120	Kap ø105 Deep 08.9104.00
Cornice di installazione No Trim. Kap ø105.	Installation frame No Trim. Kap ø105.	ø120	Kap ø105 08.0132.00
Cornice di installazione No Trim. Kap 105 Square.	Installation frame No Trim. Kap 105 Square.	120 120	Kap 105 Square 08.8479.00
Can di installazione per cemento. Kap ø105 Deep.	Installation can for concrete. Kap ø105 Deep.	265 407,5 235 ø105	Kap ø105 Deep 08.8420.00

Easy Kap Ø30 Fixed

Light Source: Power LED DC 900 mA - 4,7W - 222 lm - 2700K/CRI 95 / 4,7W - 229 lm - 3000K/CRI 95
Driver pass-through. Power LED DC 700 mA - 3,2W - 174 lm - 2700K/CRI 95 / 3,2W - 199 lm - 3000K/CRI 95

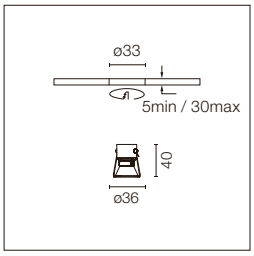

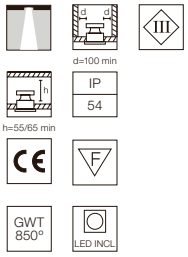

Incasso a LED. Fonte di alimentazione esclusa. Cornice di installazione non necessaria.

Recessed luminaire with LED light source. Power supply not included. Installation frame not necessary.

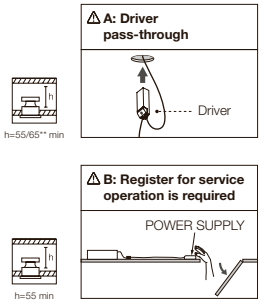

Alimentazioni raccomandate / Recommended power supply*:

		Serial Con.	⚠
Non Dimmable 220-240V 700mA	60.9988	1	A
Non Dimmable 220-240V 900mA	60.9958	1 - 11	B
Dali 2 220-240V 900mA	60.9602	1 - 5	B
Dali 2 220-240V 900mA	60.9957	3 - 11	B
1-10V 220-240V 900mA	60.9414	1 - 5	B
1-10V 110-127 / 220-240 900mA	60.9208	2 - 5	B
Casambi 220-240V 900mA	06.1974.00	1 - 5	B
Mains Dimming 220-240V 900mA	60.9467	2 - 7	B
Mains Dimming 220-240V 900mA	60.9692	4 - 9	B

* Vedi capitolo Drivers / Refer to the Drivers chapter

** Altezza minima di incasso 65 mm solo per soffitti con spessore 30 mm / Minimum embedding height 65mm only for 30mm ceiling thickness

Optic Spot
2700K

Set of 1 spot
- 05.7600.B1
- 05.7600.GL
- 05.7600.74
- 05.7600.EQ

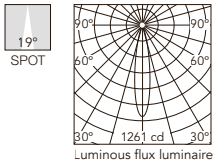

Luminous flux luminaire 212 lm

Beam Angle:		19°
h(m)	E(lx)	D(m)
1	1261	0.34
2	315	0.67
3	140	1.01
4	79	1.34
5	50	1.68

@White (B1)

Set of 4 spots
- 05.7620.B1
- 05.7620.GL
- 05.7620.74
- 05.7620.EQ

Optic Medium
2700K

Set of 1 spot
- 05.7601.B1
- 05.7601.GL
- 05.7601.74
- 05.7601.EQ

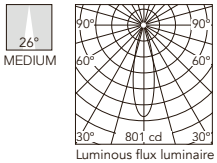

Luminous flux luminaire 209 lm

Beam Angle:		26°
h(m)	E(lx)	D(m)
1	801	0.47
2	200	0.93
3	89	1.40
4	50	1.86
5	32	2.33

@White (B1)

Set of 4 spots
- 05.7621.B1
- 05.7621.GL
- 05.7621.74
- 05.7621.EQ

3000K

Set of 1 spot
- 05.7605.B1
- 05.7605.GL
- 05.7605.74
- 05.7605.EQ

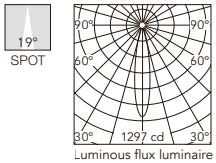

Luminous flux luminaire 218 lm

Beam Angle:		19°
h(m)	E(lx)	D(m)
1	1297	0.34
2	324	0.67
3	144	1.01
4	81	1.34
5	52	1.68

@White (B1)

Set of 4 spots
- 05.7625.B1
- 05.7625.GL
- 05.7625.74
- 05.7625.EQ

3000K

Set of 1 spot
- 05.7606.B1
- 05.7606.GL
- 05.7606.74
- 05.7606.EQ

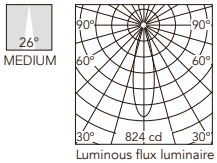

Luminous flux luminaire 215 lm

Beam Angle:		26°
h(m)	E(lx)	D(m)
1	824	0.47
2	206	0.93
3	92	1.40
4	52	1.86
5	33	2.33

@White (B1)

Set of 4 spots
- 05.7626.B1
- 05.7626.GL
- 05.7626.74
- 05.7626.EQ

Optic Flood
2700K

Set of 1 spot

05.7602.B1
05.7602.GL
05.7602.74
05.7602.EQ

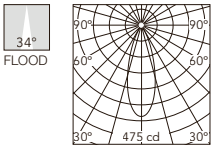

Luminous flux luminaire
197 lm

Beam Angle:		34°
h(m)	E(lx)	D(m)
1	475	0.62
2	119	1.23
3	53	1.85
4	30	2.47
5	19	3.09

@White (B1)

Set of 4 spots

05.7622.B1
05.7622.GL
05.7622.74
05.7622.EQ

Optic Wide Flood
2700K

Set of 1 spot

05.7603.B1
05.7603.GL
05.7603.74
05.7603.EQ

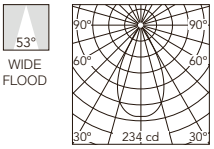

Luminous flux luminaire
179 lm

Beam Angle:		53°
h(m)	E(lx)	D(m)
1	234	1.00
2	59	2.00
3	26	3.01
4	15	4.01
5	9	5.01

@White (B1)

Set of 4 spots

05.7623.B1
05.7623.GL
05.7623.74
05.7623.EQ

3000K

Set of 1 spot

05.7607.B1
05.7607.GL
05.7607.74
05.7607.EQ

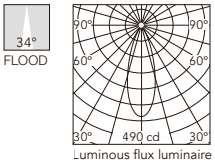

Luminous flux luminaire
203 lm

Beam Angle:		34°
h(m)	E(lx)	D(m)
1	490	0.62
2	122	1.23
3	54	1.85
4	31	2.47
5	20	3.09

@White (B1)

Set of 4 spots

05.7627.B1
05.7627.GL
05.7627.74
05.7627.EQ

3000K

Set of 1 spot

05.7608.B1
05.7608.GL
05.7608.74
05.7608.EQ

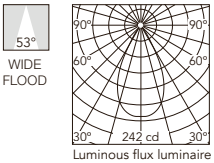

Luminous flux luminaire
185 lm

Beam Angle:		53°
h(m)	E(lx)	D(m)
1	242	1.00
2	60	2.00
3	27	3.01
4	15	4.01
5	10	5.01

@White (B1)

Set of 4 spots

05.7628.B1
05.7628.GL
05.7628.74
05.7628.EQ

Easy Kap Ø30 Adjustable

Light Source: Power LED DC 900 mA - 4,7W - 222 lm - 2700K/CRI 95 / 4,7W - 229 lm - 3000K/CRI 95
Driver pass-through. Power LED DC 700 mA - 3,2W - 174 lm - 2700K/CRI 95 / 3,2W - 199 lm - 3000K/CRI 95

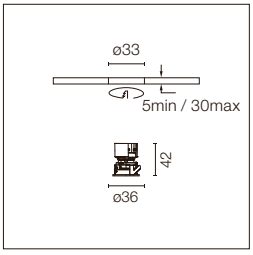

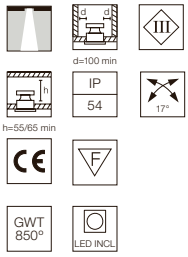

Incasso a LED. Fonte di alimentazione esclusa. Cornice di installazione non necessaria.

Recessed luminaire with LED light source. Power supply not included. Installation frame not necessary.

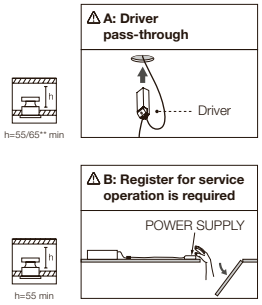

Alimentazioni raccomandate / Recommended power supply*:

		Serial Con.	⚠
Non Dimmable 220-240V 700mA	60.9988	1	A
Non Dimmable 220-240V 900mA	60.9958	1 - 11	B
Dali 2 220-240V 900mA	60.9602	1 - 5	B
Dali 2 220-240V 900mA	60.9957	3 - 11	B
1-10V 220-240V 900mA	60.9414	1 - 5	B
1-10V 110-127 / 220-240 900mA	60.9208	2 - 5	B
Casambi 220-240V 900mA	06.1974.00	1 - 5	B
Mains Dimming 220-240V 900mA	60.9467	2 - 7	B
Mains Dimming 220-240V 900mA	60.9692	4 - 9	B

* Vedi capitolo Drivers / Refer to the Drivers chapter

** Altezza minima di incasso 65 mm solo per soffitti con spessore 30 mm / Minimum embedding height 65mm only for 30mm ceiling thickness

Optic Spot
2700K

Set of 1 spot
- 05.7610.B1
- 05.7610.GL
- 05.7610.74
- 05.7610.EQ

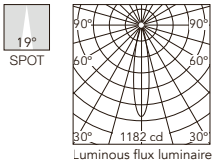

Luminous flux luminaire 212 lm

@White (B1)

Beam Angle: 19°

h(m)	E(lx)	D(m)
1	1182	0.34
2	296	0.68
3	131	1.02
4	74	1.36
5	47	1.70

Set of 4 spots
- 05.7630.B1
- 05.7630.GL
- 05.7630.74
- 05.7630.EQ

Optic Medium
2700K

Set of 1 spot
- 05.7611.B1
- 05.7611.GL
- 05.7611.74
- 05.7611.EQ

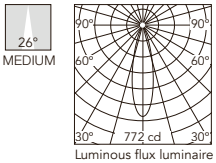

Luminous flux luminaire 207 lm

@White (B1)

Beam Angle: 26°

h(m)	E(lx)	D(m)
1	772	0.47
2	193	0.94
3	86	1.40
4	48	1.87
5	31	2.34

Set of 4 spots
- 05.7631.B1
- 05.7631.GL
- 05.7631.74
- 05.7631.EQ

3000K

Set of 1 spot
- 05.7615.B1
- 05.7615.GL
- 05.7615.74
- 05.7615.EQ

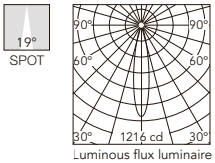

Luminous flux luminaire 218 lm

@White (B1)

Beam Angle: 19°

h(m)	E(lx)	D(m)
1	1216	0.34
2	304	0.68
3	135	1.02
4	76	1.36
5	49	1.70

Set of 4 spots
- 05.7635.B1
- 05.7635.GL
- 05.7635.74
- 05.7635.EQ

3000K

Set of 1 spot
- 05.7616.B1
- 05.7616.GL
- 05.7616.74
- 05.7616.EQ

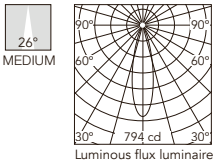

Luminous flux luminaire 213 lm

@White (B1)

Beam Angle: 26°

h(m)	E(lx)	D(m)
1	794	0.47
2	199	0.94
3	88	1.40
4	50	1.87
5	32	2.34

Set of 4 spots
- 05.7636.B1
- 05.7636.GL
- 05.7636.74
- 05.7636.EQ

Optic Flood
2700K

Set of 1 spot

05.7612.B1
05.7612.GL
05.7612.74
05.7612.EQ

35°
FLOOD

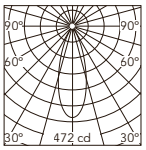

Luminous flux luminaire
197 lm

@White (B1)

Beam Angle:	35°	
h(m)	E(lx)	D(m)
1	472	0.62
2	118	1.24
3	52	1.87
4	29	2.49
5	19	3.11

Set of 4 spots

05.7632.B1
05.7632.GL
05.7632.74
05.7632.EQ

Optic Wide Flood
2700K

Set of 1 spot

05.7613.B1
05.7613.GL
05.7613.74
05.7613.EQ

51°
WIDE
FLOOD

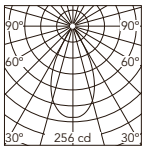

Luminous flux luminaire
182 lm

@White (B1)

Beam Angle:	51°	
h(m)	E(lx)	D(m)
1	256	0.96
2	64	1.91
3	28	2.87
4	16	3.82
5	10	4.78

Set of 4 spots

05.7633.B1
05.7633.GL
05.7633.74
05.7633.EQ

3000K

Set of 1 spot

05.7617.B1
05.7617.GL
05.7617.74
05.7617.EQ

35°
FLOOD

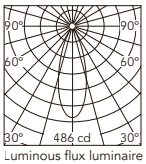

Luminous flux luminaire
203 lm

@White (B1)

Beam Angle:	35°	
h(m)	E(lx)	D(m)
1	486	0.62
2	121	1.24
3	54	1.87
4	30	2.49
5	19	3.11

Set of 4 spots

05.7637.B1
05.7637.GL
05.7637.74
05.7637.EQ

3000K

Set of 1 spot

05.7618.B1
05.7618.GL
05.7618.74
05.7618.EQ

51°
WIDE
FLOOD

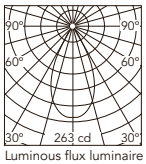

Luminous flux luminaire
187 lm

@White (B1)

Beam Angle:	51°	
h(m)	E(lx)	D(m)
1	263	0.96
2	66	1.91
3	29	2.87
4	16	3.82
5	11	4.78

Set of 4 spots

05.7638.B1
05.7638.GL
05.7638.74
05.7638.EQ

Easy Kap Ø50 Fixed

Light Source: LED Array DC 200 mA - 7,5W - 595 lm - 2700K/CRI 90 / 7,5W - 635 lm - 3000K/CRI 90

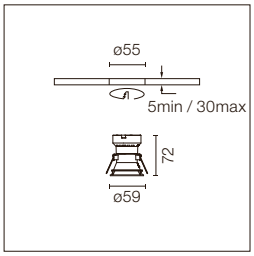

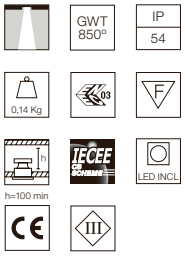

Incasso a LED. Fonte di alimentazione esclusa. Cornice di installazione non necessaria.

Recessed luminaire with LED light source. Power supply not included. Installation frame not necessary.

Alimentazioni raccomandate / Recommended power supply*:

Non Dimmable	60.9160
Dimmable 0-10V	60.9483
Dimmable Dali	RF32164
Mains Dimming	60.9949
Casambi	60.9392 + DALI/1-10V Driver

* Vedi capitolo Drivers / Refer to the Drivers chapter

Optic Spot 2700K

- 05.7200.B1
- 05.7200.GL
- 05.7200.74
- 05.7200.EQ

15° SPOT

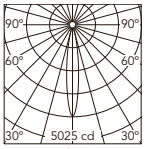

Luminous flux luminaire 543 lm (EXTREME CUT OFF)

@White (B1)

Beam Angle: 15°

h(m)	E(lx)	D(m)
1	5025	0.27
2	1256	0.53
3	558	0.80
4	314	1.07
5	201	1.33

Optic Spot 3000K

- 05.7205.B1
- 05.7205.GL
- 05.7205.74
- 05.7205.EQ

15° SPOT

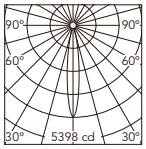

Luminous flux luminaire 583 lm (EXTREME CUT OFF)

@White (B1)

Beam Angle: 15°

h(m)	E(lx)	D(m)
1	5398	0.27
2	1349	0.53
3	600	0.80
4	337	1.07
5	216	1.33

Optic Medium 2700K

- 05.7201.B1
- 05.7201.GL
- 05.7201.74
- 05.7201.EQ

24° MEDIUM

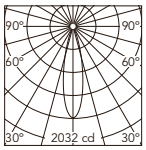

Luminous flux luminaire 488 lm (EXTREME CUT OFF)

@White (B1)

Beam Angle: 24°

h(m)	E(lx)	D(m)
1	2032	0.43
2	508	0.86
3	226	1.30
4	127	1.73
5	81	2.16

Optic Medium 3000K

- 05.7206.B1
- 05.7206.GL
- 05.7206.74
- 05.7206.EQ

24° MEDIUM

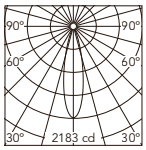

Luminous flux luminaire 524 lm (EXTREME CUT OFF)

@White (B1)

Beam Angle: 24°

h(m)	E(lx)	D(m)
1	2183	0.43
2	546	0.86
3	243	1.30
4	136	1.73
5	87	2.16

Optic Flood 2700K

- 05.7202.B1
- 05.7202.GL
- 05.7202.74
- 05.7202.EQ

49° FLOOD

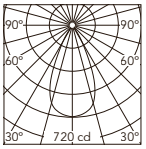

Luminous flux luminaire 496 lm (EXTREME CUT OFF)

@White (B1)

Beam Angle: 49°

h(m)	E(lx)	D(m)
1	720	0.91
2	180	1.83
3	80	2.74
4	45	3.66
5	29	4.57

Optic Flood 3000K

- 05.7207.B1
- 05.7207.GL
- 05.7207.74
- 05.7207.EQ

49° FLOOD

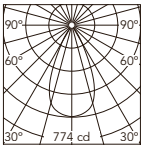

Luminous flux luminaire 532 lm (EXTREME CUT OFF)

@White (B1)

Beam Angle: 49°

h(m)	E(lx)	D(m)
1	774	0.91
2	193	1.83
3	86	2.74
4	48	3.66
5	31	4.57

Easy Kap Ø50 Adjustable

Light Source: LED Array DC 200 mA - 7,5W - 595 lm - 2700K/CRI 90 / 7,5W - 635 lm - 3000K/CRI 90

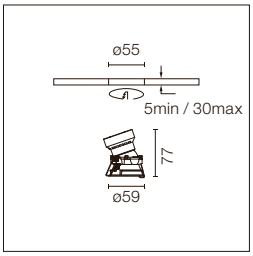



Incasso a LED. Fonte di alimentazione esclusa. Cornice di installazione non necessaria.

Recessed luminaire with LED light source. Power supply not included. Installation frame not necessary.

Alimentazioni raccomandate / Recommended power supply*:

Non Dimmable	60.9160
Dimmable 0-10V	60.9483
Dimmable Dali	RF32164
Mains Dimming	60.9949
Casambi	60.9392 + DALI/1-10V Driver

* Vedi capitolo Drivers / Refer to the Drivers chapter

Optic Spot 2700K

- 05.7210.B1
- 05.7210.GL
- 05.7210.74
- 05.7210.EQ

15° SPOT

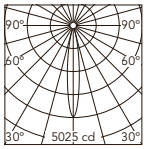

Luminous flux luminaire 543 lm (EXTREME CUT OFF)
@White (B1)

Beam Angle: 15°

h(m)	E(lx)	D(m)
1	5025	0.27
2	1256	0.53
3	558	0.80
4	314	1.07
5	201	1.33

Optic Medium 2700K

- 05.7211.B1
- 05.7211.GL
- 05.7211.74
- 05.7211.EQ

24° MEDIUM

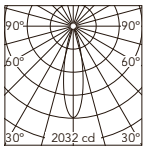

Luminous flux luminaire 488 lm (EXTREME CUT OFF)
@White (B1)

Beam Angle: 24°

h(m)	E(lx)	D(m)
1	2032	0.43
2	508	0.86
3	226	1.30
4	127	1.73
5	81	2.16

Optic Flood 2700K

- 05.7212.B1
- 05.7212.GL
- 05.7212.74
- 05.7212.EQ

49° FLOOD

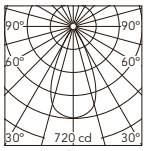

Luminous flux luminaire 496 lm (EXTREME CUT OFF)
@White (B1)

Beam Angle: 49°

h(m)	E(lx)	D(m)
1	720	0.91
2	180	1.83
3	80	2.74
4	45	3.66
5	29	4.57

Optic Spot 3000K

- 05.7215.B1
- 05.7215.GL
- 05.7215.74
- 05.7215.EQ

15° SPOT

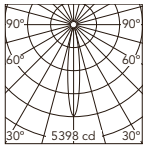

Luminous flux luminaire 583 lm (EXTREME CUT OFF)
@White (B1)

Beam Angle: 15°

h(m)	E(lx)	D(m)
1	5398	0.27
2	1349	0.53
3	600	0.80
4	337	1.07
5	216	1.33

Optic Medium 3000K

- 05.7216.B1
- 05.7216.GL
- 05.7216.74
- 05.7216.EQ

24° MEDIUM

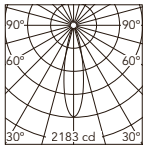

Luminous flux luminaire 524 lm (EXTREME CUT OFF)
@White (B1)

Beam Angle: 24°

h(m)	E(lx)	D(m)
1	2183	0.43
2	546	0.86
3	243	1.30
4	136	1.73
5	87	2.16

Optic Flood 3000K

- 05.7217.B1
- 05.7217.GL
- 05.7217.74
- 05.7217.EQ

49° FLOOD

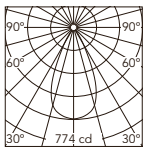

Luminous flux luminaire 532 lm (EXTREME CUT OFF)
@White (B1)

Beam Angle: 49°

h(m)	E(lx)	D(m)
1	774	0.91
2	193	1.83
3	86	2.74
4	48	3.66
5	31	4.57

Easy Kap Ø80 - Fixed

Light Source: Easy Kap Ø80: LED Array DC 500 mA - 9,2W - 935 lm - 2700K/CRI 90 / 9,2W - 974 lm - 3000K/CRI 90

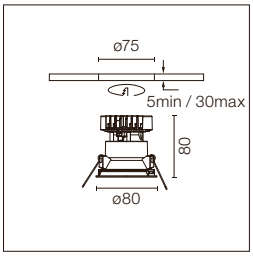

GWT 850°
IP 54
0,24 Kg
h=91 min
LED INCL.

Incasso a LED. Fonte di alimentazione esclusa. Cornice di installazione non necessaria. Lente diffusore incluso.

Recessed luminaire with LED light source. Power supply not included. Installation frame not necessary. Diffusing lens included.

Alimentazioni raccomandate / Recommended power supply*:

Non Dimmable	60.9768
Dimmable 0/1-10V	RF27961
Dimmable Dali 2	60.9826
Mains Dimming	60.9411
Casambi	60.9207

* Vedi capitolo Drivers / Refer to the Drivers chapter

Optic Spot 2700K

- 03.4288.B1
- 03.4288.GL
- 03.4288.74
- 03.4288.EQ

19° SPOT

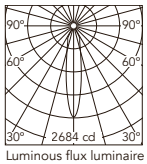

Luminous flux luminaire 710 lm (EXTREME CUT OFF)

@White (B1)

Beam Angle: 19°

h(m)	E(lx)	D(m)
1	2684	0.34
2	671	0.68
3	298	1.02
4	168	1.36
5	107	1.70

Optic Medium 2700K

- 03.4193.B1
- 03.4193.GL
- 03.4193.74
- 03.4193.EQ

26° MEDIUM



Luminous flux luminaire 606 lm (EXTREME CUT OFF)

@White (B1)

Beam Angle: 26°

h(m)	E(lx)	D(m)
1	1796	0.46
2	449	0.92
3	200	1.39
4	112	1.85
5	72	2.31

Optic Flood 2700K

- 03.4298.B1
- 03.4298.GL
- 03.4298.74
- 03.4298.EQ

50° FLOOD

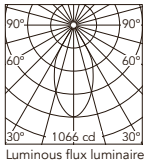

Luminous flux luminaire 688 lm (EXTREME CUT OFF)

@White (B1)

Beam Angle: 50°

h(m)	E(lx)	D(m)
1	1066	0.93
2	266	1.86
3	118	2.79
4	67	3.72
5	43	4.65

Optic Spot 3000K

- 03.4287.B1
- 03.4287.GL
- 03.4287.74
- 03.4287.EQ

19° SPOT



Luminous flux luminaire 739 lm (EXTREME CUT OFF)

@White (B1)

Beam Angle: 19°

h(m)	E(lx)	D(m)
1	2792	0.34
2	698	0.68
3	310	1.02
4	175	1.36
5	112	1.70

Optic Medium 3000K

- 03.4192.B1
- 03.4192.GL
- 03.4192.74
- 03.4192.EQ

26° MEDIUM

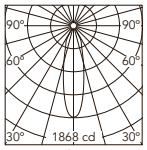

Luminous flux luminaire 630 lm (EXTREME CUT OFF)

@White (B1)

Beam Angle: 26°

h(m)	E(lx)	D(m)
1	1868	0.46
2	467	0.92
3	208	1.39
4	117	1.85
5	75	2.31

Optic Flood 3000K

- 03.4297.B1
- 03.4297.GL
- 03.4297.74
- 03.4297.EQ

50° FLOOD

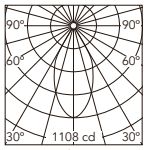

Luminous flux luminaire 715 lm (EXTREME CUT OFF)

@White (B1)

Beam Angle: 50°

h(m)	E(lx)	D(m)
1	1108	0.93
2	277	1.86
3	123	2.79
4	69	3.72
5	44	4.65

Easy Kap Ø80 Plus - Fixed

Light Source: Easy Kap Ø80 Plus: LED Array DC 700 mA - 13W - 1370 lm - 2700K/CRI 90 / 13W - 1460 lm - 3000K/CRI 90

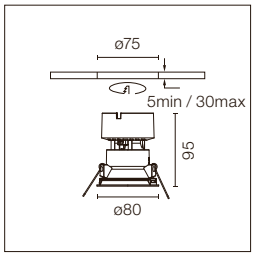

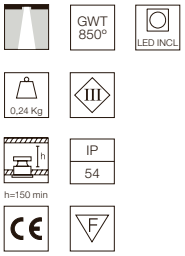

Incasso a LED. Fonte di alimentazione esclusa. Cornice di installazione non necessaria. Lente diffusore incluso.

Recessed luminaire with LED light source. Power supply not included. Installation frame not necessary. Diffusing lens included.

Alimentazioni raccomandate / Recommended power supply*:

Non Dimmable	60.9592
Dimmable 0/1-10V	RF27961
Dimmable Dali 2	60.9826
Mains Dimming	60.9467
Casambi	60.9207

* Vedi capitolo Drivers / Refer to the Drivers chapter

Optic Spot 2700K

- 05.7441.B1
- 05.7441.GL
- 05.7441.74
- 05.7441.EQ

19° SPOT

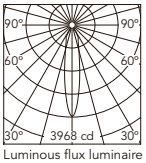

Luminous flux luminaire 1050 lm (EXTREME CUT OFF)

@White (B1)

Beam Angle: 19°

h(m)	E(lx)	D(m)
1	3968	0.34
2	992	0.68
3	441	1.02
4	248	1.36
5	159	1.70

Optic Medium 2700K

- 05.7431.B1
- 05.7431.GL
- 05.7431.74
- 05.7431.EQ

26° MEDIUM

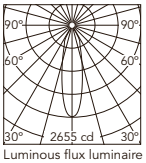

Luminous flux luminaire 896 lm (EXTREME CUT OFF)

@White (B1)

Beam Angle: 26°

h(m)	E(lx)	D(m)
1	2655	0.46
2	664	0.92
3	295	1.39
4	166	1.85
5	106	2.31

Optic Flood 2700K

- 05.7447.B1
- 05.7447.GL
- 05.7447.74
- 05.7447.EQ

50° FLOOD

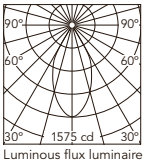

Luminous flux luminaire 1017 lm (EXTREME CUT OFF)

@White (B1)

Beam Angle: 50°

h(m)	E(lx)	D(m)
1	1575	0.93
2	394	1.86
3	175	2.79
4	98	3.72
5	63	4.65

Optic Spot 3000K

- 05.7440.B1
- 05.7440.GL
- 05.7440.74
- 05.7440.EQ

19° SPOT

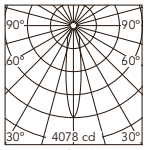

Luminous flux luminaire 1079 lm (EXTREME CUT OFF)

@White (B1)

Beam Angle: 19°

h(m)	E(lx)	D(m)
1	4078	0.34
2	1019	0.68
3	453	1.02
4	255	1.36
5	163	1.70

Optic Medium 3000K

- 05.7430.B1
- 05.7430.GL
- 05.7430.74
- 05.7430.EQ

26° MEDIUM

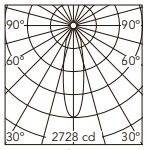

Luminous flux luminaire 921 lm (EXTREME CUT OFF)

@White (B1)

Beam Angle: 26°

h(m)	E(lx)	D(m)
1	2728	0.46
2	682	0.92
3	303	1.39
4	170	1.85
5	109	2.31

Optic Flood 3000K

- 05.7446.B1
- 05.7446.GL
- 05.7446.74
- 05.7446.EQ

50° FLOOD

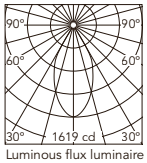

Luminous flux luminaire 1045 lm (EXTREME CUT OFF)

@White (B1)

Beam Angle: 50°

h(m)	E(lx)	D(m)
1	1619	0.93
2	405	1.86
3	180	2.79
4	101	3.72
5	65	4.65

Easy Kap Ø80 Fixed - Dim To Warm

Light Source: LED Array 13W - 1023 lm - 1800K - 2850K/CRI 95 - Dim To Warm

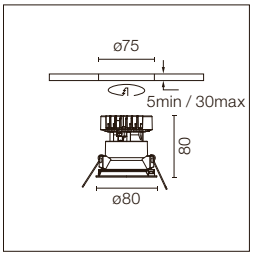

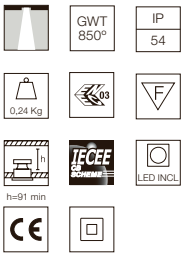

Incasso a LED. Fonte di alimentazione 220-240V e dimmerabile 1-10V inclusa.
Per versioni con apparecchi a 110V, contattare il Front office.
Cornice di installazione non necessaria.
Lente diffusore incluso.

Recessed luminaire with LED light source. 220-240V & dimmable 1-10V power supply included.
For 110V PSU versions, please consult with the front office.
Installation frame not necessary.
Diffusing lens included.

Optic Spot
1800K-2850K

- 03.4287.B1.LE
- 03.4287.GL.LE
- 03.4287.74.LE
- 03.4287.EQ.LE

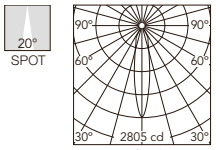

Luminous flux luminaire
740 lm (EXTREME CUT OFF)
@White (B1)

Beam Angle: 20°

h(m)	E(lx)	D(m)
1	2805	0.35
2	701	0.69
3	312	1.04
4	175	1.39
5	112	1.74

Optic Medium
1800K-2850K

- 03.4192.B1.LE
- 03.4192.GL.LE
- 03.4192.74.LE
- 03.4192.EQ.LE

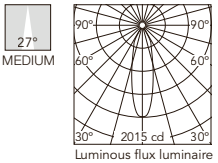

Luminous flux luminaire
735 lm (EXTREME CUT OFF)
@White (B1)

Beam Angle: 27°

h(m)	E(lx)	D(m)
1	2015	0.49
2	504	0.98
3	224	1.46
4	126	1.95
5	81	2.44

Optic Flood
1800K-2850K

- 03.4297.B1.LE
- 03.4297.GL.LE
- 03.4297.74.LE
- 03.4297.EQ.LE

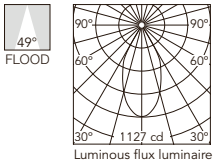

Luminous flux luminaire
729 lm (EXTREME CUT OFF)
@White (B1)

Beam Angle: 49°

h(m)	E(lx)	D(m)
1	1127	0.92
2	282	1.83
3	125	2.75
4	70	3.67
5	45	4.59

Easy Kap 80 Square - Fixed

Light Source: Easy Kap 80 Square: LED Array DC 500 mA - 9,2W - 935 lm - 2700K/CRI 90 / 9,2W - 974 lm - 3000K/CRI 90

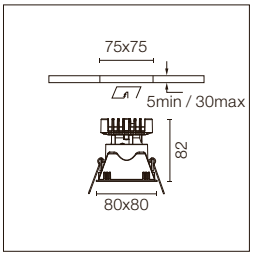

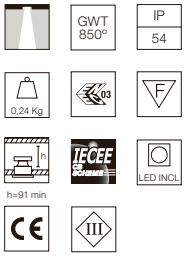

Incasso a LED. Fonte di alimentazione esclusa. Cornice di installazione non necessaria. Lente diffusore incluso.

Recessed luminaire with LED light source. Power supply not included. Installation frame not necessary. Diffusing lens included.

Alimentazioni raccomandate / Recommended power supply*:

Non Dimmable	60.9768
Dimmable 0/1-10V	RF27961
Dimmable Dali 2	60.9826
Mains Dimming	60.9411
Casambi	60.9207

* Vedi capitolo Drivers / Refer to the Drivers chapter

Optic Spot 2700K

- 03.4177.B1
- 03.4177.GL
- 03.4177.74
- 03.4177.EQ

18° SPOT

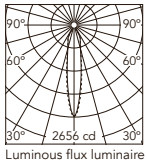

Luminous flux luminaire 741 lm (EXTREME CUT OFF)

@White (B1)

Beam Angle: 18°

h(m)	E(lx)	D(m)
1	2656	0.31
2	664	0.62
3	295	0.94
4	166	1.25
5	106	1.56

Optic Medium 2700K

- 03.4195.B1
- 03.4195.GL
- 03.4195.74
- 03.4195.EQ

25° MEDIUM

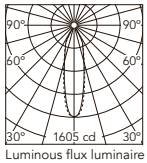

Luminous flux luminaire 615 lm (EXTREME CUT OFF)

@White (B1)

Beam Angle: 25°

h(m)	E(lx)	D(m)
1	1605	0.45
2	401	0.90
3	178	1.34
4	100	1.79
5	64	2.24

Optic Flood 2700K

- 03.4179.B1
- 03.4179.GL
- 03.4179.74
- 03.4179.EQ

55° FLOOD

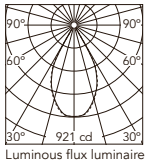

Luminous flux luminaire 723 lm (EXTREME CUT OFF)

@White (B1)

Beam Angle: 55°

h(m)	E(lx)	D(m)
1	921	1.03
2	230	2.07
3	102	3.10
4	58	4.14
5	37	5.17

Optic Spot 3000K

- 03.4176.B1
- 03.4176.GL
- 03.4176.74
- 03.4176.EQ

18° SPOT

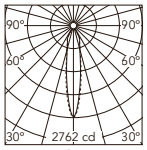

Luminous flux luminaire 771 lm (EXTREME CUT OFF)

@White (B1)

Beam Angle: 18°

h(m)	E(lx)	D(m)
1	2762	0.31
2	691	0.62
3	307	0.94
4	173	1.25
5	110	1.56

Optic Medium 3000K

- 03.4194.B1
- 03.4194.GL
- 03.4194.74
- 03.4194.EQ

25° MEDIUM

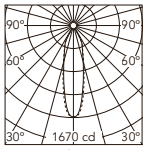

Luminous flux luminaire 640 lm (EXTREME CUT OFF)

@White (B1)

Beam Angle: 25°

h(m)	E(lx)	D(m)
1	1670	0.45
2	417	0.90
3	186	1.34
4	104	1.79
5	67	2.24

Optic Flood 3000K

- 03.4178.B1
- 03.4178.GL
- 03.4178.74
- 03.4178.EQ

55° FLOOD

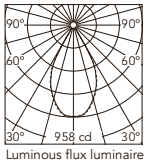

Luminous flux luminaire 752 lm (EXTREME CUT OFF)

@White (B1)

Beam Angle: 55°

h(m)	E(lx)	D(m)
1	958	1.03
2	240	2.07
3	106	3.10
4	60	4.14
5	38	5.17

Easy Kap 80 Square Plus - Fixed

Light Source: Easy Kap 80 Square Plus: LED Array DC 700 mA - 13W - 1370 lm - 2700K/CRI 90 / 13W - 1460 lm - 3000K/CRI 90

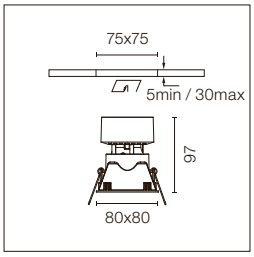

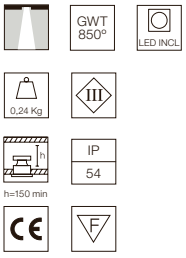

Incasso a LED. Fonte di alimentazione esclusa. Cornice di installazione non necessaria. Lente diffusore incluso.

Recessed luminaire with LED light source. Power supply not included. Installation frame not necessary. Diffusing lens included.

Alimentazioni raccomandate / Recommended power supply*:

Non Dimmable	60.9592
Dimmable 0/1-10V	RF27961
Dimmable Dali 2	60.9826
Mains Dimming	60.9467
Casambi	60.9207

* Vedi capitolo Drivers / Refer to the Drivers chapter

Optic Spot 2700K

- 05.7407.B1
- 05.7407.GL
- 05.7407.74
- 05.7407.EQ

18° SPOT



Luminous flux luminaire 1096 lm (EXTREME CUT OFF)

@White (B1)

Beam Angle: 18°

h(m)	E(lx)	D(m)
1	3926	0.31
2	981	0.62
3	436	0.94
4	245	1.25
5	157	1.56

Optic Medium 2700K

- 05.7433.B1
- 05.7433.GL
- 05.7433.74
- 05.7433.EQ

25° MEDIUM

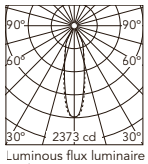

Luminous flux luminaire 910 lm (EXTREME CUT OFF)

@White (B1)

Beam Angle: 25°

h(m)	E(lx)	D(m)
1	2373	0.45
2	593	0.90
3	264	1.34
4	148	1.79
5	95	2.24

Optic Flood 2700K

- 05.7409.B1
- 05.7409.GL
- 05.7409.74
- 05.7409.EQ

55° FLOOD

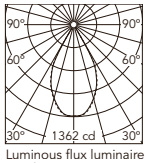

Luminous flux luminaire 1069 lm (EXTREME CUT OFF)

@White (B1)

Beam Angle: 55°

h(m)	E(lx)	D(m)
1	1362	1.03
2	340	2.07
3	151	3.10
4	85	4.14
5	54	5.17

Optic Spot 3000K

- 05.7406.B1
- 05.7406.GL
- 05.7406.74
- 05.7406.EQ

18° SPOT

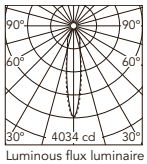

Luminous flux luminaire 1126 lm (EXTREME CUT OFF)

@White (B1)

Beam Angle: 18°

h(m)	E(lx)	D(m)
1	4034	0.31
2	1009	0.62
3	448	0.94
4	252	1.25
5	161	1.56

Optic Medium 3000K

- 05.7432.B1
- 05.7432.GL
- 05.7432.74
- 05.7432.EQ

25° MEDIUM

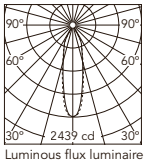

Luminous flux luminaire 935 lm (EXTREME CUT OFF)

@White (B1)

Beam Angle: 25°

h(m)	E(lx)	D(m)
1	2439	0.45
2	610	0.90
3	271	1.34
4	152	1.79
5	98	2.24

Optic Flood 3000K

- 05.7408.B1
- 05.7408.GL
- 05.7408.74
- 05.7408.EQ

55° FLOOD

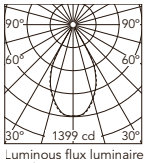

Luminous flux luminaire 1099 lm (EXTREME CUT OFF)

@White (B1)

Beam Angle: 55°

h(m)	E(lx)	D(m)
1	1399	1.03
2	350	2.07
3	155	3.10
4	87	4.14
5	56	5.17

Easy Kap 80 Square Fixed - Dim To Warm

Light Source: LED Array 13W - 1023 lm - 1800K - 2850K/CRI 95 - Dim To Warm

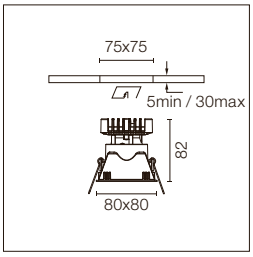

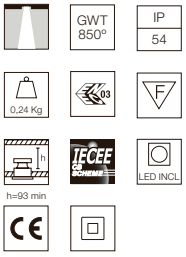

Incasso a LED. Fonte di alimentazione 220-240V e dimmerabile 1-10V inclusa.
Per versioni con apparecchi a 110V, contattare il Front office.
Cornice di installazione non necessaria.
Lente diffusore incluso.

Recessed luminaire with LED light source. 220-240V & dimmable 1-10V power supply included.
For 110V PSU versions, please consult with the front office.
Installation frame not necessary.
Diffusing lens included.

Optic Spot
1800K-2850K

- 03.4176.B1.LE
- 03.4176.GL.LE
- 03.4176.74.LE
- 03.4176.EQ.LE

18°
SPOT

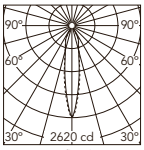

Luminous flux luminaire
753 lm (EXTREME CUT OFF)
@White (B1)

Beam Angle: 18°

h(m)	E(lx)	D(m)
1	2620	0.32
2	655	0.64
3	291	0.96
4	164	1.28
5	105	1.60

Optic Medium
1800K-2850K

- 03.4194.B1.LE
- 03.4194.GL.LE
- 03.4194.74.LE
- 03.4194.EQ.LE

27°
MEDIUM

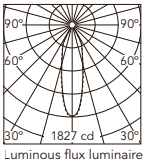

Luminous flux luminaire
750 lm (EXTREME CUT OFF)
@White (B1)

Beam Angle: 27°

h(m)	E(lx)	D(m)
1	1827	0.48
2	457	0.96
3	203	1.45
4	114	1.93
5	73	2.41

Optic Flood
1800K-2850K

- 03.4178.B1.LE
- 03.4178.GL.LE
- 03.4178.74.LE
- 03.4178.EQ.LE

54°
FLOOD

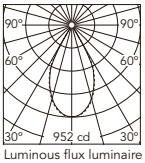

Luminous flux luminaire
736 lm (EXTREME CUT OFF)
@White (B1)

Beam Angle: 54°

h(m)	E(lx)	D(m)
1	952	1.02
2	238	2.04
3	106	3.06
4	59	4.08
5	38	5.10

Easy Kap Ø80 Fixed

Light Source: LED QR-CBC 51 GX5.3

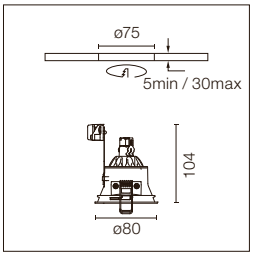

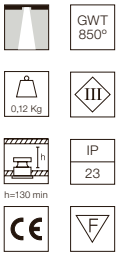

Incasso per lampada di 12V.
Trasformatore remoto non incluso.
Cornice di installazione non necessaria.
Accessori per lenti non disponibili.

Recessed 12V lamp luminaire.
Remote transformer not included.
Installation frame not necessary.
Not suitable for lens accessories.

- 03.4210.B1
- 03.4210.GL
- 03.4210.74
- 03.4210.EQ

Easy Kap 80 Square Fixed

Light Source: LED QR-CBC 51 GX5.3

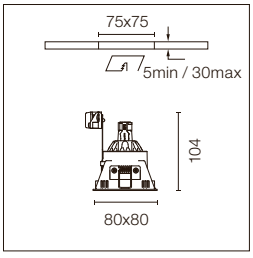

Incasso per lampada di 12V.
Trasformatore remoto non incluso.
Cornice di installazione non necessaria.
Accessori per lenti non disponibili.

Recessed 12V lamp luminaire.
Remote transformer not included.
Installation frame not necessary.
Not suitable for lens accessories.

- 03.4208.B1
- 03.4208.GL
- 03.4208.74
- 03.4208.EQ

Easy Kap Ø80 Fixed

Light Source: LED PAR 16 GZ10

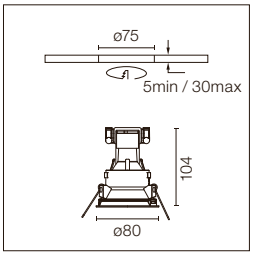

Incasso con alimentazione in tensione di rete. Cornice di installazione non necessaria.
Accessori per lenti non disponibili.

Recessed luminaire with main voltage source.Installation frame not necessary.
Not suitable for lens accessories.

- 03.4211.B1
- 03.4211.GL
- 03.4211.74
- 03.4211.EQ

Easy Kap 80 Square Fixed

Light Source: LED PAR 16 GZ10

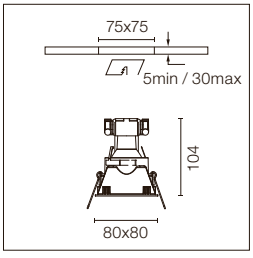

Incasso con alimentazione in tensione di rete. Cornice di installazione non necessaria.
Accessori per lenti non disponibili.

Recessed luminaire with main voltage source.Installation frame not necessary.
Not suitable for lens accessories.

- 03.4209.B1
- 03.4209.GL
- 03.4209.74
- 03.4209.EQ

Easy Kap Ø80 - Adjustable

Light Source: Easy Kap Ø80: LED Array DC 500 mA - 9,2W - 935 lm - 2700K/CRI 90 / 9,2W - 974 lm - 3000K/CRI 90

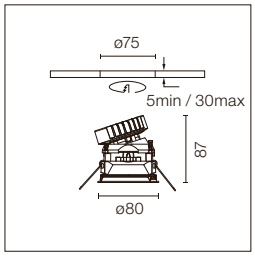



Incasso a LED. Fonte di alimentazione esclusa. Cornice di installazione non necessaria. Lente diffusore incluso.

Recessed luminaire with LED light source. Power supply not included. Installation frame not necessary. Diffusing lens included.

Alimentazioni raccomandate / Recommended power supply*:

Non Dimmable	60.9768
Dimmable 0/1-10V	RF27961
Dimmable Dali 2	60.9826
Mains Dimming	60.9411
Casambi	60.9207

* Vedi capitolo Drivers / Refer to the Drivers chapter

Optic Spot 2700K

- 03.4153.B1
- 03.4153.GL
- 03.4153.74
- 03.4153.EQ

18° SPOT

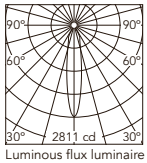

Luminous flux luminaire 704 lm (EXTREME CUT OFF)

@White (B1)

Beam Angle: 18°

h(m)	E(lx)	D(m)
1	2811	0.33
2	703	0.66
3	312	0.99
4	176	1.33
5	112	1.66

Optic Medium 2700K

- 03.4155.B1
- 03.4155.GL
- 03.4155.74
- 03.4155.EQ

26° MEDIUM



Luminous flux luminaire 664 lm (EXTREME CUT OFF)

@White (B1)

Beam Angle: 26°

h(m)	E(lx)	D(m)
1	1864	0.47
2	466	0.93
3	207	1.40
4	116	1.87
5	75	2.33

Optic Flood 2700K

- 03.4157.B1
- 03.4157.GL
- 03.4157.74
- 03.4157.EQ

47° FLOOD

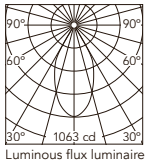

Luminous flux luminaire 688 lm (EXTREME CUT OFF)

@White (B1)

Beam Angle: 47°

h(m)	E(lx)	D(m)
1	1063	0.94
2	266	1.89
3	118	2.83
4	66	3.77
5	43	4.71

Optic Spot 3000K

- 03.4170.B1
- 03.4170.GL
- 03.4170.74
- 03.4170.EQ

18° SPOT

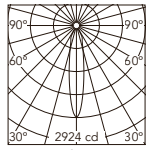

Luminous flux luminaire 732 lm (EXTREME CUT OFF)

@White (B1)

Beam Angle: 18°

h(m)	E(lx)	D(m)
1	2924	0.33
2	731	0.66
3	325	0.99
4	183	1.33
5	117	1.66

Optic Medium 3000K

- 03.4171.B1
- 03.4171.GL
- 03.4171.74
- 03.4171.EQ

26° MEDIUM



Luminous flux luminaire 691 lm (EXTREME CUT OFF)

@White (B1)

Beam Angle: 26°

h(m)	E(lx)	D(m)
1	1939	0.47
2	485	0.93
3	215	1.40
4	121	1.87
5	78	2.33

Optic Flood 3000K

- 03.4172.B1
- 03.4172.GL
- 03.4172.74
- 03.4172.EQ

47° FLOOD

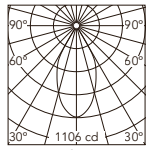

Luminous flux luminaire 716 lm (EXTREME CUT OFF)

@White (B1)

Beam Angle: 47°

h(m)	E(lx)	D(m)
1	1106	0.94
2	276	1.89
3	123	2.83
4	69	3.77
5	44	4.71

Easy Kap Ø80 Plus - Adjustable

Light Source: Easy Kap Ø80 Plus: LED Array DC 700 mA - 13W - 1370 lm - 2700K/CRI 90 / 13W - 1460 lm - 3000K/CRI 90

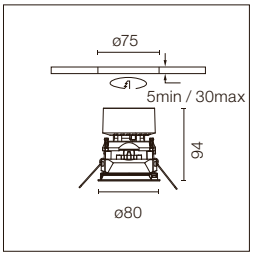

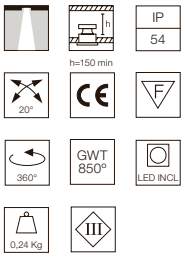

Incasso a LED. Fonte di alimentazione esclusa. Cornice di installazione non necessaria. Lente diffusore incluso.

Recessed luminaire with LED light source. Power supply not included. Installation frame not necessary. Diffusing lens included.

Alimentazioni raccomandate / Recommended power supply*:

Non Dimmable	60.9592
Dimmable 0/1-10V	RF27961
Dimmable Dali 2	60.9826
Mains Dimming	60.9467
Casambi	60.9207

* Vedi capitolo Drivers / Refer to the Drivers chapter

Optic Spot 2700K

- 05.7400.B1
- 05.7400.GL
- 05.7400.74
- 05.7400.EQ

19° SPOT

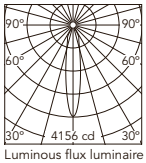

Luminous flux luminaire 1040 lm (EXTREME CUT OFF)

@White (B1)

Beam Angle: 19°

h(m)	E(lx)	D(m)
1	4156	0.33
2	1039	0.66
3	462	0.99
4	260	1.33
5	166	1.66

Optic Spot 3000K

- 05.7403.B1
- 05.7403.GL
- 05.7403.74
- 05.7403.EQ

19° SPOT

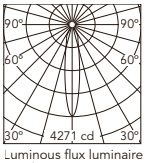

Luminous flux luminaire 1069 lm (EXTREME CUT OFF)

@White (B1)

Beam Angle: 19°

h(m)	E(lx)	D(m)
1	4271	0.33
2	1068	0.66
3	475	0.99
4	267	1.33
5	171	1.66

Optic Medium 2700K

- 05.7401.B1
- 05.7401.GL
- 05.7401.74
- 05.7401.EQ

26° MEDIUM

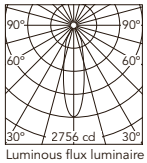

Luminous flux luminaire 982 lm (EXTREME CUT OFF)

@White (B1)

Beam Angle: 26°

h(m)	E(lx)	D(m)
1	2756	0.47
2	689	0.93
3	306	1.40
4	172	1.87
5	110	2.33

Optic Medium 3000K

- 05.7404.B1
- 05.7404.GL
- 05.7404.74
- 05.7404.EQ

26° MEDIUM

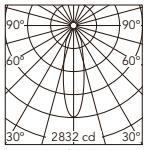

Luminous flux luminaire 1009 lm (EXTREME CUT OFF)

@White (B1)

Beam Angle: 26°

h(m)	E(lx)	D(m)
1	2832	0.47
2	708	0.93
3	315	1.40
4	177	1.87
5	113	2.33

Optic Flood 2700K

- 05.7402.B1
- 05.7402.GL
- 05.7402.74
- 05.7402.EQ

50° FLOOD

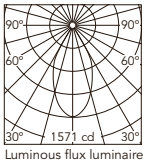

Luminous flux luminaire 1017 lm (EXTREME CUT OFF)

@White (B1)

Beam Angle: 50°

h(m)	E(lx)	D(m)
1	1571	0.94
2	393	1.89
3	175	2.83
4	98	3.77
5	63	4.71

Optic Flood 3000K

- 05.7405.B1
- 05.7405.GL
- 05.7405.74
- 05.7405.EQ

50° FLOOD

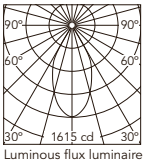

Luminous flux luminaire 1045 lm (EXTREME CUT OFF)

@White (B1)

Beam Angle: 50°

h(m)	E(lx)	D(m)
1	1615	0.94
2	404	1.89
3	179	2.83
4	101	3.77
5	65	4.71

Easy Kap Ø80 Adjustable - Dim To Warm

Light Source: LED Array 13W - 1023 lm - 1800K - 2850K/CRI 95 - Dim To Warm

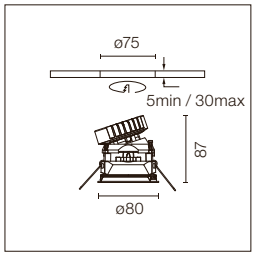



Incasso a LED. Fonte di alimentazione 220-240V e dimmerabile 1-10V inclusa.
Per versioni con apparecchi a 110V, contattare il Front office.
Cornice di installazione non necessaria.
Lente diffusore incluso.

Recessed luminaire with LED light source. 220-240V & dimmable 1-10V power supply included.
For 110V PSU versions, please consult with the front office.
Installation frame not necessary.
Diffusing lens included.

Optic Spot
1800K-2850K

- 03.4170.B1.LE
- 03.4170.GL.LE
- 03.4170.74.LE
- 03.4170.EQ.LE

18°
SPOT

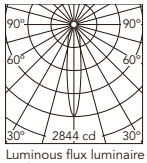

Luminous flux luminaire
716 lm (EXTREME CUT OFF)
@White (B1)

Beam Angle: 18°

h(m)	E(lx)	D(m)
1	2844	0.31
2	711	0.63
3	316	0.94
4	178	1.25
5	114	1.56

Optic Medium
1800K-2850K

- 03.4171.B1.LE
- 03.4171.GL.LE
- 03.4171.74.LE
- 03.4171.EQ.LE

27°
MEDIUM

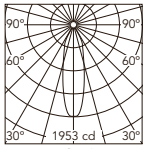

Luminous flux luminaire
722 lm (EXTREME CUT OFF)
@White (B1)

Beam Angle: 27°

h(m)	E(lx)	D(m)
1	1953	0.48
2	488	0.97
3	217	1.45
4	122	1.94
5	78	2.42

Optic Flood
1800K-2850K

- 03.4172.B1.LE
- 03.4172.GL.LE
- 03.4172.74.LE
- 03.4172.EQ.LE

51°
FLOOD

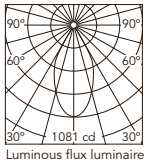

Luminous flux luminaire
707 lm (EXTREME CUT OFF)
@White (B1)

Beam Angle: 51°

h(m)	E(lx)	D(m)
1	1081	0.94
2	270	1.89
3	120	2.83
4	68	3.78
5	43	4.72

Easy Kap 80 Square - Adjustable

Light Source: Easy Kap 80 Square: LED Array DC 500 mA - 9,2W - 935 lm - 2700K/CRI 90 / 9,2W - 974 lm - 3000K/CRI 90

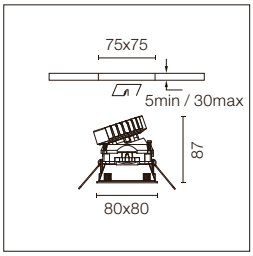



Incasso a LED. Fonte di alimentazione esclusa. Cornice di installazione non necessaria. Lente diffusore incluso.

Recessed luminaire with LED light source. Power supply not included. Installation frame not necessary. Diffusing lens included.

Alimentazioni raccomandate / Recommended power supply*:

Non Dimmable	60.9768
Dimmable 0/1-10V	RF27961
Dimmable Dali 2	60.9826
Mains Dimming	60.9411
Casambi	60.9207

* Vedi capitolo Drivers / Refer to the Drivers chapter

Optic Spot 2700K

- 03.4294.B1
- 03.4294.GL
- 03.4294.74
- 03.4294.EQ

18° SPOT



Luminous flux luminaire 738 lm (EXTREME CUT OFF)

@White (B1)

Beam Angle: 18°

h(m)	E(lx)	D(m)
1	2730	0.31
2	682	0.62
3	303	0.93
4	171	1.24
5	109	1.55

Optic Medium 2700K

- 03.4201.B1
- 03.4201.GL
- 03.4201.74
- 03.4201.EQ

25° MEDIUM



Luminous flux luminaire 630 lm (EXTREME CUT OFF)

@White (B1)

Beam Angle: 25°

h(m)	E(lx)	D(m)
1	1692	0.44
2	423	0.88
3	188	1.32
4	106	1.76
5	68	2.20

Optic Flood 2700K

- 03.4296.B1
- 03.4296.GL
- 03.4296.74
- 03.4296.EQ

53° FLOOD

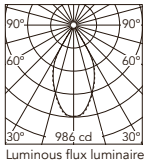

Luminous flux luminaire 722 lm (EXTREME CUT OFF)

@White (B1)

Beam Angle: 53°

h(m)	E(lx)	D(m)
1	986	0.99
2	246	1.98
3	110	2.98
4	62	3.97
5	39	4.96

Optic Spot 3000K

- 03.4293.B1
- 03.4293.GL
- 03.4293.74
- 03.4293.EQ

18° SPOT

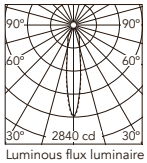

Luminous flux luminaire 768 lm (EXTREME CUT OFF)

@White (B1)

Beam Angle: 18°

h(m)	E(lx)	D(m)
1	2840	0.31
2	710	0.62
3	316	0.93
4	177	1.24
5	114	1.55

Optic Medium 3000K

- 03.4200.B1
- 03.4200.GL
- 03.4200.74
- 03.4200.EQ

25° MEDIUM

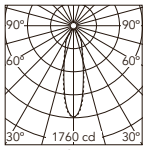

Luminous flux luminaire 656 lm (EXTREME CUT OFF)

@White (B1)

Beam Angle: 25°

h(m)	E(lx)	D(m)
1	1760	0.44
2	440	0.88
3	196	1.32
4	110	1.76
5	70	2.20

Optic Flood 3000K

- 03.4295.B1
- 03.4295.GL
- 03.4295.74
- 03.4295.EQ

53° FLOOD

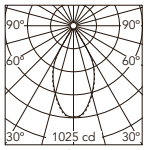

Luminous flux luminaire 751 lm (EXTREME CUT OFF)

@White (B1)

Beam Angle: 53°

h(m)	E(lx)	D(m)
1	1025	0.99
2	256	1.98
3	114	2.98
4	64	3.97
5	41	4.96

Easy Kap 80 Square Plus - Adjustable

Light Source: Easy Kap 80 Square Plus: LED Array DC 700 mA - 13W - 1370 lm - 2700K/CRI 90 / 13W - 1460 lm - 3000K/CRI 90

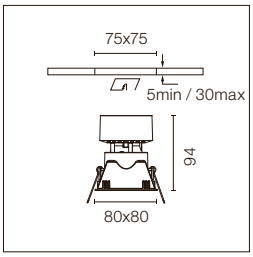

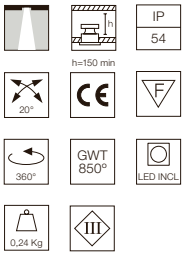

Incasso a LED. Fonte di alimentazione esclusa. Cornice di installazione non necessaria. Lente diffusore incluso.

Recessed luminaire with LED light source. Power supply not included. Installation frame not necessary. Diffusing lens included.

Alimentazioni raccomandate / Recommended power supply*:

Non Dimmable	60.9592
Dimmable 0/1-10V	RF27961
Dimmable Dali 2	60.9826
Mains Dimming	60.9467
Casambi	60.9207

* Vedi capitolo Drivers / Refer to the Drivers chapter

Optic Spot 2700K

- 05.7443.B1
- 05.7443.GL
- 05.7443.74
- 05.7443.EQ

18° SPOT

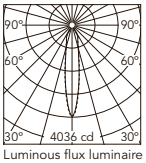

Luminous flux luminaire 1092 lm (EXTREME CUT OFF)

@White (B1)

Beam Angle: 18°

h(m)	E(lx)	D(m)
1	4036	0.31
2	1009	0.62
3	448	0.93
4	252	1.24
5	161	1.55

Optic Spot 3000K

- 05.7442.B1
- 05.7442.GL
- 05.7442.74
- 05.7442.EQ

18° SPOT

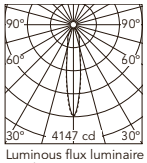

Luminous flux luminaire 1122 lm (EXTREME CUT OFF)

@White (B1)

Beam Angle: 18°

h(m)	E(lx)	D(m)
1	4147	0.31
2	1037	0.62
3	461	0.93
4	259	1.24
5	166	1.55

Optic Medium 2700K

- 05.7439.B1
- 05.7439.GL
- 05.7439.74
- 05.7439.EQ

25° MEDIUM

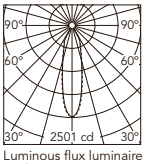

Luminous flux luminaire 932 lm (EXTREME CUT OFF)

@White (B1)

Beam Angle: 25°

h(m)	E(lx)	D(m)
1	2501	0.44
2	625	0.88
3	278	1.32
4	156	1.76
5	100	2.20

Optic Medium 3000K

- 05.7438.B1
- 05.7438.GL
- 05.7438.74
- 05.7438.EQ

25° MEDIUM

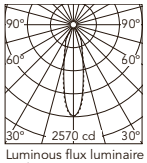

Luminous flux luminaire 958 lm (EXTREME CUT OFF)

@White (B1)

Beam Angle: 25°

h(m)	E(lx)	D(m)
1	2570	0.44
2	643	0.88
3	286	1.32
4	161	1.76
5	103	2.20

Optic Flood 2700K

- 05.7445.B1
- 05.7445.GL
- 05.7445.74
- 05.7445.EQ

53° FLOOD

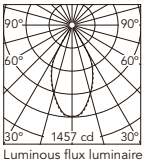

Luminous flux luminaire 1068 lm (EXTREME CUT OFF)

@White (B1)

Beam Angle: 53°

h(m)	E(lx)	D(m)
1	1457	0.99
2	364	1.98
3	162	2.98
4	91	3.97
5	58	4.96

Optic Flood 3000K

- 05.7444.B1
- 05.7444.GL
- 05.7444.74
- 05.7444.EQ

53° FLOOD

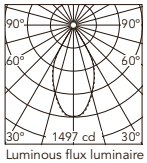

Luminous flux luminaire 1097 lm (EXTREME CUT OFF)

@White (B1)

Beam Angle: 53°

h(m)	E(lx)	D(m)
1	1497	0.99
2	374	1.98
3	166	2.98
4	94	3.97
5	60	4.96

Easy Kap 80 Square Adjustable - Dim To Warm

Light Source: LED Array 13W - 1023 lm - 1800K - 2850K/CRI 95 - Dim To Warm

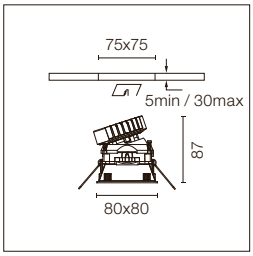

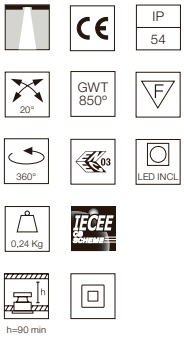

Incasso a LED. Fonte di alimentazione 220-240V e dimmerabile 1-10V inclusa.
Per versioni con apparecchi a 110V, contattare il Front office.
Cornice di installazione non necessaria.
Lente diffusore incluso.

Recessed luminaire with LED light source. 220-240V & dimmable 1-10V power supply included.
For 110V PSU versions, please consult with the front office.
Installation frame not necessary.
Diffusing lens included.

Optic Spot
1800K-2850K

- 03.4293.B1.LE
- 03.4293.GL.LE
- 03.4293.74.LE
- 03.4293.EQ.LE

18°
SPOT

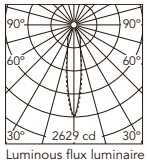

Luminous flux luminaire
754 lm (EXTREME CUT OFF)
@White (B1)

Beam Angle: 18°

h(m)	E(lx)	D(m)
1	2629	0.31
2	657	0.63
3	292	0.94
4	164	1.26
5	105	1.57

Optic Medium
1800K-2850K

- 03.4200.B1.LE
- 03.4200.GL.LE
- 03.4200.74.LE
- 03.4200.EQ.LE

26°
MEDIUM

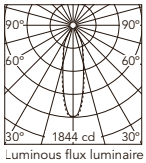

Luminous flux luminaire
752 lm (EXTREME CUT OFF)
@White (B1)

Beam Angle: 26°

h(m)	E(lx)	D(m)
1	1844	0.47
2	461	0.94
3	205	1.41
4	115	1.88
5	74	2.35

Optic Flood
1800K-2850K

- 03.4295.B1.LE
- 03.4295.GL.LE
- 03.4295.74.LE
- 03.4295.EQ.LE

53°
FLOOD

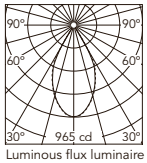

Luminous flux luminaire
732 lm (EXTREME CUT OFF)
@White (B1)

Beam Angle: 53°

h(m)	E(lx)	D(m)
1	965	1.01
2	241	2.01
3	107	3.02
4	60	4.03
5	39	5.03

Easy Kap Ø80 Adjustable

Light Source: LED QR-CBC 51 GX5.3

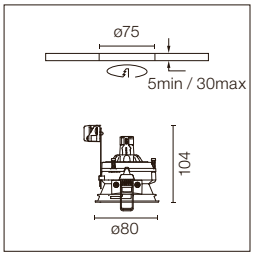

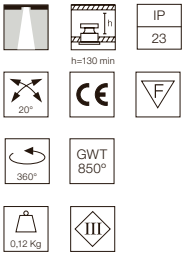

Incasso per lampada di 12V.
Trasformatore remoto non incluso.
Cornice di installazione non necessaria.
Accessori per lenti non disponibili.

Recessed 12V lamp luminaire.
Remote transformer not included.
Installation frame not necessary.
Not suitable for lens accessories.

- 03.4160.B1
- 03.4160.GL
- 03.4160.74
- 03.4160.EQ

Easy Kap 80 Square Adjustable

Light Source: LED QR-CBC 51 GX5.3

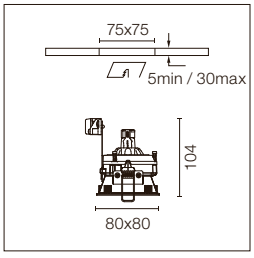

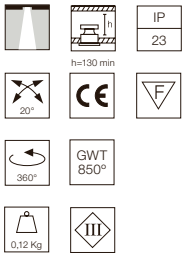

Incasso per lampada di 12V.
Trasformatore remoto non incluso.
Cornice di installazione non necessaria.
Accessori per lenti non disponibili.

Recessed 12V lamp luminaire.
Remote transformer not included.
Installation frame not necessary.
Not suitable for lens accessories.

- 03.4212.B1
- 03.4212.GL
- 03.4212.74
- 03.4212.EQ

Easy Kap Ø80 Adjustable

Light Source: LED PAR 16 GZ10

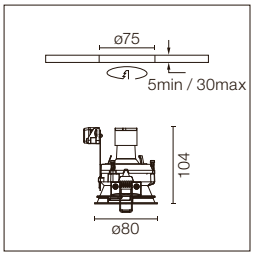

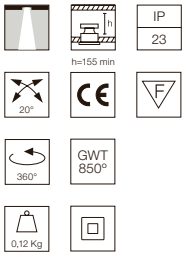

Incasso con alimentazione in tensione di rete. Cornice di installazione non necessaria.
Accessori per lenti non disponibili.

Recessed luminaire with main voltage source. Installation frame not necessary.
Not suitable for lens accessories.

- 03.4162.B1
- 03.4162.GL
- 03.4162.74
- 03.4162.EQ

Easy Kap 80 Square Adjustable

Light Source: LED PAR 16 GZ10

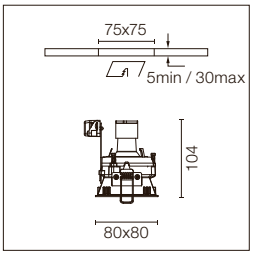

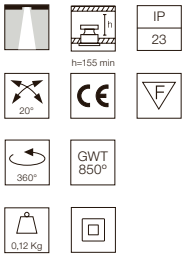

Incasso con alimentazione in tensione di rete. Cornice di installazione non necessaria.
Accessori per lenti non disponibili.

Recessed luminaire with main voltage source. Installation frame not necessary.
Not suitable for lens accessories.

- 03.4213.B1
- 03.4213.GL
- 03.4213.74
- 03.4213.EQ

Easy Kap Ø80 - Wall-Washer

Light Source: Easy Kap Ø80: LED Array DC 500 mA - 9,2W - 935 lm - 2700K/CRI 90 / 9,2W - 974 lm - 3000K/CRI 90

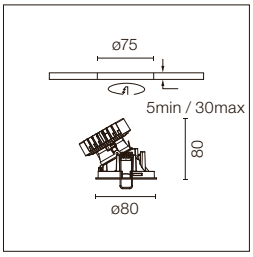

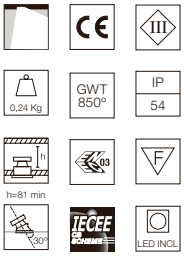

Incasso a LED. Fonte di alimentazione esclusa. Cornice di installazione non necessaria. Lente ellittica inclusa.

Recessed luminaire with LED light source. Power supply not included. Installation frame not necessary. Elliptical lens included.

Alimentazioni raccomandate / Recommended power supply*:

Non Dimmable	60.9768
Dimmable 0/1-10V	RF27961
Dimmable Dali 2	60.9826
Mains Dimming	60.9411
Casambi	60.9207

* Vedi capitolo Drivers / Refer to the Drivers chapter

2700K
- 03.4197.B1
- 03.4197.GL
- 03.4197.74
- 03.4197.EQ

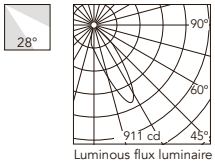

Luminous flux luminaire 598 lm (EXTREME CUT OFF)
@White (B1)

Beam Angle: 28°

h(m)	E(lx)	D(m)
1	911	0.62
2	228	1.24
3	101	1.87
4	57	2.49
5	36	3.11

3000K
- 03.4196.B1
- 03.4196.GL
- 03.4196.74
- 03.4196.EQ

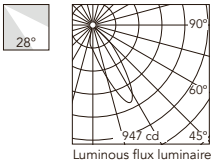

Luminous flux luminaire 622 lm (EXTREME CUT OFF)
@White (B1)

Beam Angle: 28°

h(m)	E(lx)	D(m)
1	947	0.62
2	237	1.24
3	105	1.87
4	59	2.49
5	38	3.11

Easy Kap Ø80 Plus - Wall-Washer

Light Source: Easy Kap Ø80 Plus: LED Array DC 700 mA - 13W - 1370 lm - 2700K/CRI 90 / 13W - 1460 lm - 3000K/CRI 90

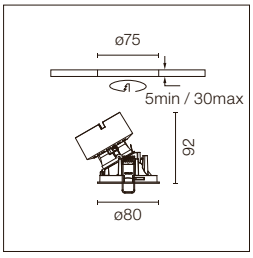

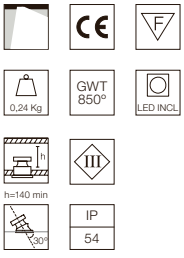

Incasso a LED. Fonte di alimentazione esclusa. Cornice di installazione non necessaria. Lente ellittica inclusa.

Recessed luminaire with LED light source. Power supply not included. Installation frame not necessary. Elliptical lens included.

Alimentazioni raccomandate / Recommended power supply*:

Non Dimmable	60.9592
Dimmable 0/1-10V	RF27961
Dimmable Dali 2	60.9826
Mains Dimming	60.9467
Casambi	60.9207

* Vedi capitolo Drivers / Refer to the Drivers chapter

2700K
- 05.7435.B1
- 05.7435.GL
- 05.7435.74
- 05.7435.EQ

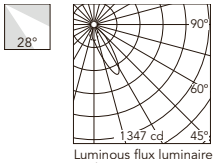

Luminous flux luminaire 884 lm (EXTREME CUT OFF)
@White (B1)

Beam Angle: 28°

h(m)	E(lx)	D(m)
1	1347	0.62
2	337	1.24
3	150	1.87
4	84	2.49
5	54	3.11

3000K
- 05.7434.B1
- 05.7434.GL
- 05.7434.74
- 05.7434.EQ

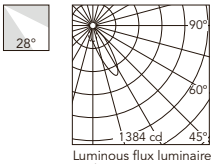

Luminous flux luminaire 908 lm (EXTREME CUT OFF)
@White (B1)

Beam Angle: 28°

h(m)	E(lx)	D(m)
1	1384	0.62
2	346	1.24
3	154	1.87
4	86	2.49
5	55	3.11

Easy Kap Ø80 Wall-Washer - Dim To Warm

Light Source: LED Array 13W - 1023 lm - 1800K - 2850K/CRI 95 - Dim To Warm

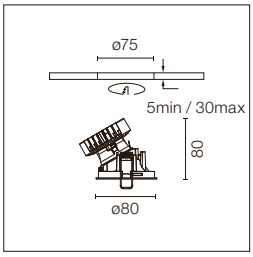

Incasso a LED. Fonte di alimentazione 220-240V e dimmerabile 1-10V inclusa.
Per versioni con apparecchi a 110V, contattare il Front office.
Cornice di installazione non necessaria.
Lente diffusore incluso.

Recessed luminaire with LED light source. 220-240V & dimmable 1-10V power supply included.
For 110V PSU versions, please consult with the front office.
Installation frame not necessary.
Diffusing lens included.

1800K-2850K
- 03.4196.B1.LE
- 03.4196.GL.LE
- 03.4196.74.LE
- 03.4196.EQ.LE

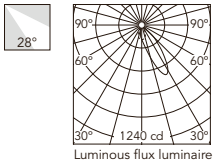

Luminous flux luminaire
770 lm [EXTREME CUT OFF]
@White (B1)

Beam Angle: 28°

h(m)	E(lx)	D(m)
1	1240	0.64
2	310	1.29
3	138	1.93
4	78	2.58
5	50	3.22

Easy Kap 80 Square - Wall-Washer

Light Source: Easy Kap 80 Square: LED Array DC 500 mA - 9,2W - 935 lm - 2700K/CRI 90 / 9,2W - 974 lm - 3000K/CRI 90

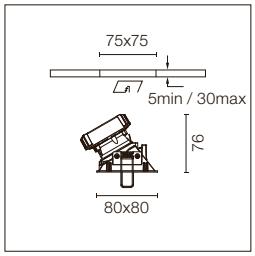

Incasso a LED. Fonte di alimentazione esclusa. Cornice di installazione non necessaria. Lente ellittica inclusa.

Recessed luminaire with LED light source. Power supply not included. Installation frame not necessary. Elliptical lens included.

Alimentazioni raccomandate / Recommended power supply*:

Non Dimmable	60.9768
Dimmable 0/1-10V	RF27961
Dimmable Dali 2	60.9826
Mains Dimming	60.9411
Casambi	60.9207

* Vedi capitolo Drivers / Refer to the Drivers chapter

2700K
- 03.4199.B1
- 03.4199.GL
- 03.4199.74
- 03.4199.EQ

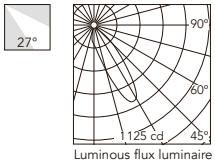

Luminous flux luminaire 625 lm (EXTREME CUT OFF)
@White (B1)

Beam Angle: 27°

h(m)	E(lx)	D(m)
1	1125	0.62
2	281	1.24
3	125	1.85
4	70	2.47
5	45	3.09

3000K
- 03.4198.B1
- 03.4198.GL
- 03.4198.74
- 03.4198.EQ

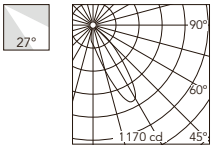

Luminous flux luminaire 650 lm (EXTREME CUT OFF)
@White (B1)

Beam Angle: 27°

h(m)	E(lx)	D(m)
1	1170	0.62
2	292	1.24
3	130	1.85
4	73	2.47
5	47	3.09

Easy Kap 80 Square Plus - Wall-Washer

Light Source: Easy Kap 80 Square Plus: LED Array DC 700 mA - 13W - 1370 lm - 2700K/CRI 90 / 13W - 1460 lm - 3000K/CRI 90

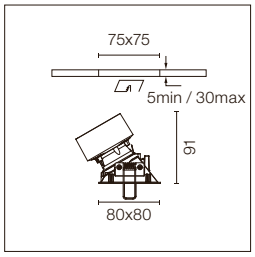

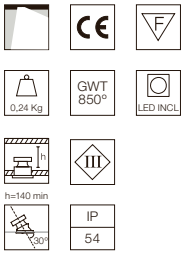

Incasso a LED. Fonte di alimentazione esclusa. Cornice di installazione non necessaria. Lente ellittica inclusa.

Recessed luminaire with LED light source. Power supply not included. Installation frame not necessary. Elliptical lens included.

Alimentazioni raccomandate / Recommended power supply*:

Non Dimmable	60.9592
Dimmable 0/1-10V	RF27961
Dimmable Dali 2	60.9826
Mains Dimming	60.9467
Casambi	60.9207

* Vedi capitolo Drivers / Refer to the Drivers chapter

2700K
- 05.7437.B1
- 05.7437.GL
- 05.7437.74
- 05.7437.EQ

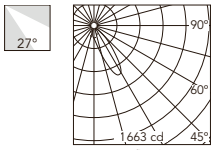

Luminous flux luminaire 924 lm (EXTREME CUT OFF)
@White (B1)

Beam Angle: 27°

h(m)	E(lx)	D(m)
1	1663	0.62
2	416	1.24
3	185	1.85
4	104	2.47
5	67	3.09

3000K
- 05.7436.B1
- 05.7436.GL
- 05.7436.74
- 05.7436.EQ

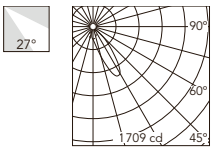

Luminous flux luminaire 950 lm (EXTREME CUT OFF)
@White (B1)

Beam Angle: 27°

h(m)	E(lx)	D(m)
1	1709	0.62
2	427	1.24
3	190	1.85
4	107	2.47
5	68	3.09

Easy Kap 80 Square Wall-Washer - Dim To Warm

Light Source: LED Array 13W - 1023 lm - 1800K - 2850K/CRI 95 - Dim To Warm

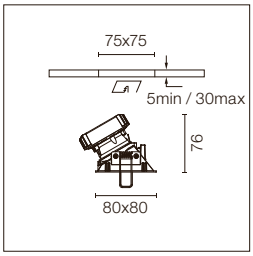

Incasso a LED. Fonte di alimentazione 220-240V e dimmerabile 1-10V inclusa.
Per versioni con apparecchi a 110V, contattare il Front office.
Cornice di installazione non necessaria.
Lente diffusore incluso.

Recessed luminaire with LED light source. 220-240V & dimmable 1-10V power supply included.
For 110V PSU versions, please consult with the front office.
Installation frame not necessary.
Diffusing lens included.

1800K-2850K
- 03.4198.B1.LE
- 03.4198.GL.LE
- 03.4198.74.LE
- 03.4198.EQ.LE

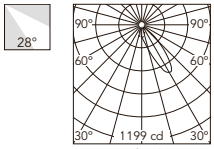

Luminous flux luminaire
723 lm (EXTREME CUT OFF)
@White (B1)

Beam Angle: 28°

h(m)	E(lx)	D(m)
1	1199	0.68
2	300	1.37
3	133	2.05
4	75	2.74
5	48	3.42

Easy Kap Ø80 Wall-Washer

Light Source: LED QR-CBC 51 GX5.3

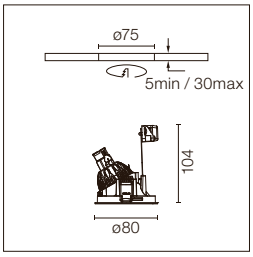

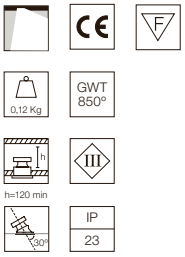

Incasso per lampada di 12V.
Trasformatore remoto non incluso.
Cornice di installazione
non necessaria.
Accessori per lenti non disponibili.

Recessed 12V lamp luminaire.
Remote transformer not included.
Installation frame not necessary.
Not suitable for lens accessories.

- 03.4220.B1
- 03.4220.GL
- 03.4220.74
- 03.4220.EQ

Easy Kap 80 Square Wall-Washer

Light Source: LED QR-CBC 51 GX5.3

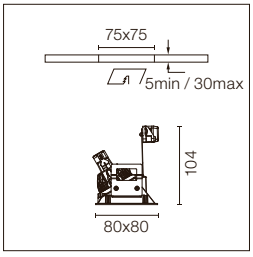

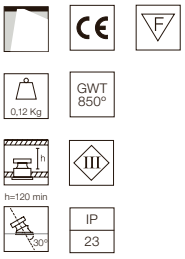

Incasso per lampada di 12V.
Trasformatore remoto non incluso.
Cornice di installazione
non necessaria.
Accessori per lenti non disponibili.

Recessed 12V lamp luminaire.
Remote transformer not included.
Installation frame not necessary.
Not suitable for lens accessories.

- 03.4218.B1
- 03.4218.GL
- 03.4218.74
- 03.4218.EQ

Easy Kap Ø80 Wall-Washer

Light Source: LED PAR 16 GZ10

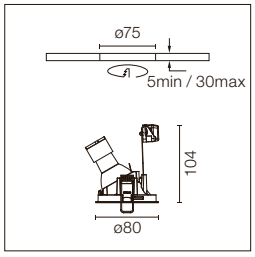

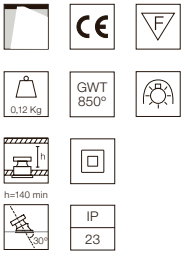

Incasso con alimentazione in
tensione di rete. Cornice di
installazione non necessaria.
Accessori per lenti non disponibili.

Recessed luminaire with main
voltage source. Installation frame
not necessary.
Not suitable for lens accessories.

- 03.4221.B1
- 03.4221.GL
- 03.4221.74
- 03.4221.EQ

Easy Kap 80 Square Wall-Washer

Light Source: LED PAR 16 GZ10

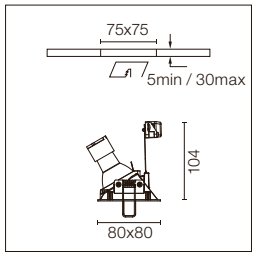

Incasso con alimentazione in
tensione di rete. Cornice di
installazione non necessaria.
Accessori per lenti non disponibili.

Recessed luminaire with main
voltage source. Installation frame
not necessary.
Not suitable for lens accessories.

- 03.4219.B1
- 03.4219.GL
- 03.4219.74
- 03.4219.EQ

Easy Kap Ø105 Fixed

Light Source: LED Array DC 650 mA - 23W - 2690 lm - 2700K/CRI 90 / 23W - 2870 lm - 3000K/CRI 90

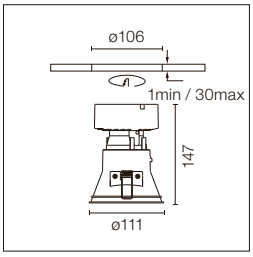

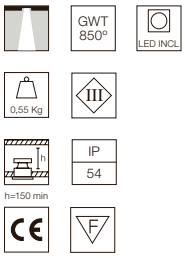

Incasso a LED. Trasformatore remoto non incluso.
Cornice di installazione non necessaria.

Recessed luminaire with LED light source.Remote transformer not included.
Installation frame not necessary.

Alimentazioni raccomandate / Recommended power supply*:

Non Dimmable	60.9592
Dimmable 1-10V	60.9439
Dimmable Dali 2	60.7709
Casambi	60.9207
Mains Dimming	60.9692

* Vedi capitolo Drivers / Refer to the Drivers chapter

Optic Spot 2700K

- 05.7000.B1
- 05.7000.GL
- 05.7000.74
- 05.7000.EQ

17° SPOT

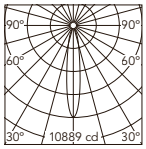

Luminous flux luminaire 1715 lm (EXTREME CUT OFF)
@White (B1)

Beam Angle: 17°

h(m)	E(lx)	D(m)
1	10889	0.30
2	2722	0.59
3	1210	0.89
4	681	1.18
5	436	1.48

Optic Medium 2700K

- 05.7001.B1
- 05.7001.GL
- 05.7001.74
- 05.7001.EQ

27° MEDIUM

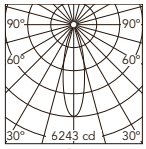

Luminous flux luminaire 1675 lm (EXTREME CUT OFF)
@White (B1)

Beam Angle: 27°

h(m)	E(lx)	D(m)
1	6243	0.48
2	1561	0.97
3	694	1.45
4	390	1.93
5	250	2.41

Optic Flood 2700K

- 05.7002.B1
- 05.7002.GL
- 05.7002.74
- 05.7002.EQ

51° FLOOD

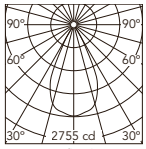

Luminous flux luminaire 1815 lm (EXTREME CUT OFF)
@White (B1)

Beam Angle: 51°

h(m)	E(lx)	D(m)
1	2755	0.96
2	689	1.91
3	306	2.87
4	172	3.82
5	110	4.78

Optic Spot 3000K

- 05.7005.B1
- 05.7005.GL
- 05.7005.74
- 05.7005.EQ

17° SPOT

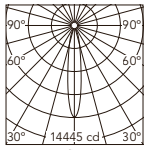

Luminous flux luminaire 2275 lm (EXTREME CUT OFF)
@White (B1)

Beam Angle: 17°

h(m)	E(lx)	D(m)
1	14445	0.30
2	3611	0.59
3	1605	0.89
4	903	1.18
5	578	1.48

Optic Medium 3000K

- 05.7006.B1
- 05.7006.GL
- 05.7006.74
- 05.7006.EQ

27° MEDIUM

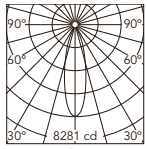

Luminous flux luminaire 2222 lm (EXTREME CUT OFF)
@White (B1)

Beam Angle: 27°

h(m)	E(lx)	D(m)
1	8281	0.48
2	2070	0.97
3	920	1.45
4	518	1.93
5	331	2.41

Optic Flood 3000K

- 05.7007.B1
- 05.7007.GL
- 05.7007.74
- 05.7007.EQ

51° FLOOD

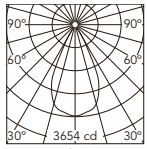

Luminous flux luminaire 2407 lm (EXTREME CUT OFF)
@White (B1)

Beam Angle: 51°

h(m)	E(lx)	D(m)
1	3654	0.96
2	914	1.91
3	406	2.87
4	228	3.82
5	146	4.78

Easy Kap Ø105 Fixed EVO

Light Source: LED QR-CBC 51 GX5.3

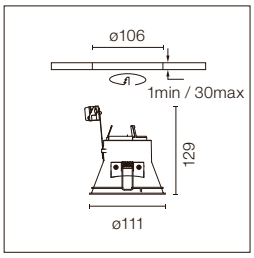

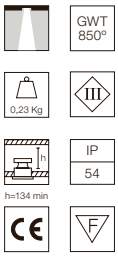

Incasso per lampada di 12V.
Trasformatore remoto non incluso.
Per sostituire la lampadina, l'apparecchio deve essere tirato fuori.
Cornice di installazione non necessaria.
Accessori per lenti non disponibili.

- 05.7030.B1
- 05.7030.GL
- 05.7030.74
- 05.7030.EQ

Recessed 12V lamp luminaire.
Remote transformer not included.
To replace the bulb, the luminaire must be removed.
Installation frame not necessary.
Not suitable for lens accessories.

Easy Kap Ø105 Fixed EVO

Light Source: LED PAR 16 GZ10

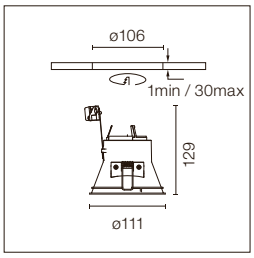

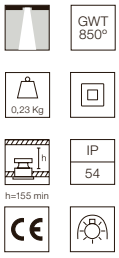

Incasso con alimentazione in tensione di rete.
Per sostituire la lampadina, l'apparecchio deve essere tirato fuori.
Cornice di installazione non necessaria.
Accessori per lenti non disponibili.

- 05.7031.B1
- 05.7031.GL
- 05.7031.74
- 05.7031.EQ

Recessed luminaire with main voltage source.
To replace the bulb, the luminaire must be removed.
Installation frame not necessary.
Not suitable for lens accessories.

Easy Kap Ø105 Adjustable

Light Source: LED Array DC 650 mA - 23W - 2690 lm - 2700K/CRI 90 / 23W - 2870 lm - 3000K/CRI 90

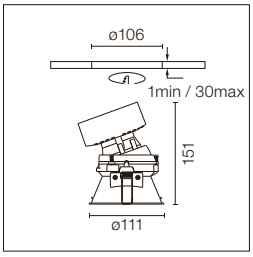

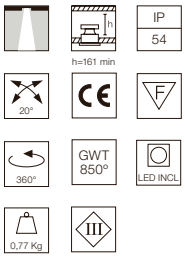

Incasso a LED. Trasformatore remoto non incluso.
Cornice di installazione non necessaria.

Recessed luminaire with LED light source.Remote transformer not included.
Installation frame not necessary.

Alimentazioni raccomandate / Recommended power supply*:

Non Dimmable	60.9592
Dimmable 1-10V	60.9439
Dimmable Dali 2	60.7709
Casambi	60.9207
Mains Dimming	60.9692

* Vedi capitolo Drivers / Refer to the Drivers chapter

Optic Spot 2700K

- 05.7010.B1
- 05.7010.GL
- 05.7010.74
- 05.7010.EQ

17° SPOT

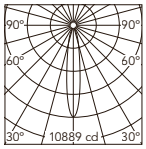

Luminous flux luminaire 1715 lm (EXTREME CUT OFF)

@White (B1)

Beam Angle: 17°

h(m)	E(lx)	D(m)
1	10889	0.30
2	2722	0.59
3	1210	0.89
4	681	1.18
5	436	1.48

Optic Medium 2700K

- 05.7011.B1
- 05.7011.GL
- 05.7011.74
- 05.7011.EQ

27° MEDIUM

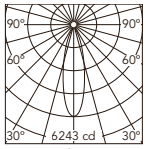

Luminous flux luminaire 1675 lm (EXTREME CUT OFF)

@White (B1)

Beam Angle: 27°

h(m)	E(lx)	D(m)
1	6243	0.48
2	1561	0.97
3	694	1.45
4	390	1.93
5	250	2.41

Optic Flood 2700K

- 05.7012.B1
- 05.7012.GL
- 05.7012.74
- 05.7012.EQ

51° FLOOD

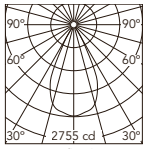

Luminous flux luminaire 1815 lm (EXTREME CUT OFF)

@White (B1)

Beam Angle: 51°

h(m)	E(lx)	D(m)
1	2755	0.96
2	689	1.91
3	306	2.87
4	172	3.82
5	110	4.78

Optic Spot 3000K

- 05.7015.B1
- 05.7015.GL
- 05.7015.74
- 05.7015.EQ

17° SPOT

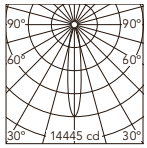

Luminous flux luminaire 2275 lm (EXTREME CUT OFF)

@White (B1)

Beam Angle: 17°

h(m)	E(lx)	D(m)
1	14445	0.30
2	3611	0.59
3	1605	0.89
4	903	1.18
5	578	1.48

Optic Medium 3000K

- 05.7016.B1
- 05.7016.GL
- 05.7016.74
- 05.7016.EQ

27° MEDIUM

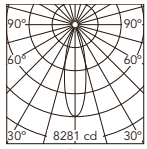

Luminous flux luminaire 2222 lm (EXTREME CUT OFF)

@White (B1)

Beam Angle: 27°

h(m)	E(lx)	D(m)
1	8281	0.48
2	2070	0.97
3	920	1.45
4	518	1.93
5	331	2.41

Optic Flood 3000K

- 05.7017.B1
- 05.7017.GL
- 05.7017.74
- 05.7017.EQ

51° FLOOD

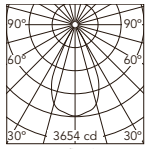

Luminous flux luminaire 2407 lm (EXTREME CUT OFF)

@White (B1)

Beam Angle: 51°

h(m)	E(lx)	D(m)
1	3654	0.96
2	914	1.91
3	406	2.87
4	228	3.82
5	146	4.78

Easy Kap Ø105 Adjustable

Light Source: LED QR-CBC 51 GX5.3

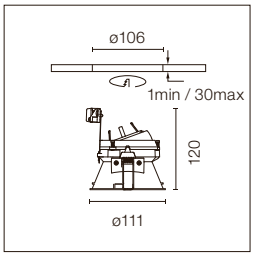

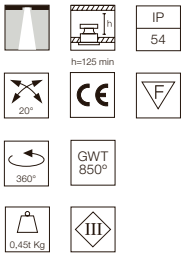

Incasso per lampada di 12V.
Trasformatore remoto non incluso.
Cornice di installazione non necessaria.
Accessori per lenti non disponibili.

Recessed 12V lamp luminaire.
Remote transformer not included.
Installation frame not necessary.
Not suitable for lens accessories.

- 05.7035.B1
- 05.7035.GL
- 05.7035.74
- 05.7035.EQ

Easy Kap Ø105 Adjustable

Light Source: LED PAR 16 GZ10

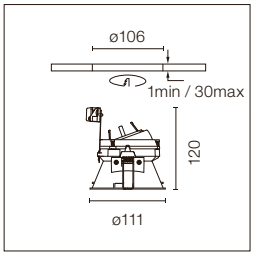

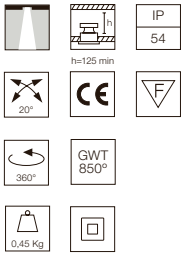

Incasso con alimentazione in tensione di rete.
Cornice di installazione non necessaria.
Accessori per lenti non disponibili.

Recessed luminaire with main voltage source.
Installation frame not necessary.
Not suitable for lens accessories.

- 05.7036.B1
- 05.7036.GL
- 05.7036.74
- 05.7036.EQ

Easy Kap Ø105 Wall-Washer

Light Source: LED Array DC 650 mA - 23W - 2690 lm - 2700K/CRI 90 / 23W - 2870 lm - 3000K/CRI 90

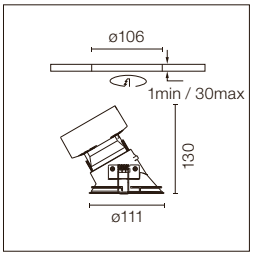

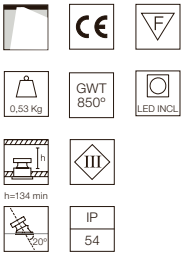

Incasso a LED. Trasformatore elettronico remoto 220/240V non incluso.
Cornice di installazione non necessaria.

Recessed luminaire with LED light source. Remote electronic transformer 220/240V not included.
Installation frame not necessary.

Alimentazioni raccomandate / Recommended power supply*:

Non Dimmable	60.9592
Dimmable 1-10V	60.9439
Dimmable Dali 2	60.7709
Casambi	60.9207
Mains Dimming	60.9692

* Vedi capitolo Drivers / Refer to the Drivers chapter

Optic Spot 2700K

- 05.7020.B1
- 05.7020.GL
- 05.7020.74
- 05.7020.EQ

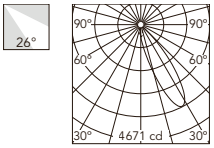

Luminous flux luminaire
1621 lm (EXTREME CUT OFF)
@White (B1)

Beam Angle: 26°

h(m)	E(lx)	D(m)
1	4671	0.58
2	1168	1.15
3	519	1.73
4	292	2.31
5	187	2.89

Optic Spot 3000K

- 05.7021.B1
- 05.7021.GL
- 05.7021.74
- 05.7021.EQ

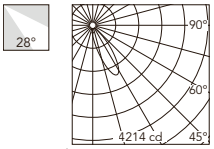

* Luminous flux luminaire
1898 lm (EXTREME CUT OFF)
@White (B1)

Beam Angle: 28°

h(m)	E(lx)	D(m)
1	4214	0.63
2	1054	1.26
3	468	1.89
4	263	2.52
5	169	3.16

Easy Kap Ø105 Wall-Washer

Light Source: LED QR-CBC 51 GX5.3

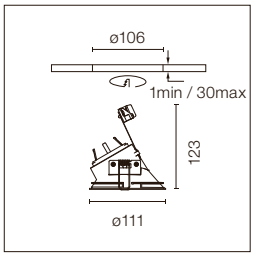

Incasso per lampada di 12V.
Trasformatore remoto non incluso.
Cornice di installazione non necessaria.
Accessori per lenti non disponibili.

Recessed 12V lamp luminaire.
Remote transformer not included.
Installation frame not necessary.
Not suitable for lens accessories.

- 05.7040.B1
- 05.7040.GL
- 05.7040.74
- 05.7040.EQ

Easy Kap Ø105 Wall-Washer

Light Source: LED PAR 16 GZ10

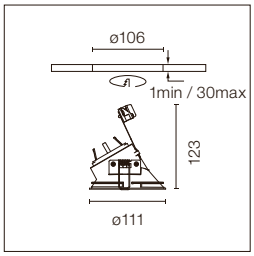

Incasso con alimentazione in tensione di rete.
Cornice di installazione non necessaria.
Accessori per lenti non disponibili.

Recessed luminaire with main voltage source.
Installation frame not necessary.
Not suitable for lens accessories.

- 05.7041.B1
- 05.7041.GL
- 05.7041.74
- 05.7041.EQ

BON JOUR

DESIGNED BY PHILIPPE STARCK

BON JOUR Ø45	BON JOUR Ø90	BON JOUR Ø145
LIGHT SOURCE POWER LED 6W 524 lm 2700K/CRI 90 605 lm 3000K/CRI 90	**LIGHT SOURCE** LED ARRAY 13,5W 1500 lm 2700K/CRI 90 16W 2093 lm 3000K/CRI 90	**LIGHT SOURCE** LED ARRAY 36W 3847 lm 2700K/CRI 90 3840 lm 3000K/CRI 90

01 Bianco 01 White	CU Rame CU Copper	14 Nero 14 Black

Descrizione
Apparecchio per illuminazione per il montaggio in controsoffitti.
Una volta installato, il bordo dell'apparecchio sporge dal soffitto di 10 mm creando un effetto estetico originale e molto raffinato. Il corpo dell'apparecchio per illuminazione è in alluminio a iniezione.
È disponibile in tre dimensioni: Ø45 mm, Ø90 mm e Ø145 mm.
Riflettore in alluminio anodizzato lucido con elemento diffusore in policarbonato.

Unità di Alimentazione
Cablaggio incluso, pronto per collegamento ad apparecchiatura remota.
Disponibile versione Dali dimmerabile.
Versioni senza driver e con driver da 110V disponibili su richiesta.

Accessori
- Cornice di installazione in materiale termoplastico per l'installazione in controsoffitti necessario per le versioni da Ø90 mm e Ø145 mm (non necessario per la versione da Ø45 mm).
- Nido d'ape e cilindro di schermatura a croce (inclusi nella versione da Ø45 mm).
- Accessori di schermatura disponibili per la versione ø145, con le stesse finiture dell'apparecchio di illuminazione Bon Jour decorativo. Vedere il catalogo Flos "The Home Collection" per maggiori dettagli.

Informazioni Aggiuntive
Grado di protezione IP44.
Classe di isolamento II.

Prima di effettuare l'ordine, si consiglia di informarsi per bene sulle caratteristiche del prodotto che non sono state incluse in questo catalogo e che possono essere determinanti per il suo progetto di installazione, consultando la pagina web di Flos per professionisti, la scheda tecnica del prodotto e le istruzioni per la sua installazione e montaggio.

Conformità e Marchi di Qualità
Apparecchio conforme alla Normativa Tecnica Europea EN60598-1 e relative parti seconde.

Description
LED luminaire for recessed mounting on plasterboard ceilings.
Once installed, the luminaire edge sticks out of the ceiling 10 mm creating a unique and very refined aesthetic effect.
The luminaire´s body is injected with aluminium. It is available in three sizes: Ø45 mm, Ø90 mm and Ø145 mm.
Reflector made of anodized gloss aluminium with diffuser element made of polycarbonate.

Power Supply
Cabling included, ready to be powered by included remote driver.
Dali dimmable version available.
Versions without driver and 110V driver available on request.

Accessories
- Installation frame made from thermoplastic material for installation in suspended ceilings required for the Ø90 mm and Ø145 mm versions (not necessary for Ø45 mm version).
- Honeycomb and cross screening cylinder (included for Ø45 mm version).
- Screening accesories available for the ø145 version, with the same finishes as the decorative Bon Jour luminaire. See the Flos "The Home Collection" catalogue for more information.

Additional Information
IP44 protection grade.
Insulation class II.

Before placing your order, please consult the product details also on the Flos professional website, in its technical data sheet and in the installation and assembly instructions to find all the information that may not be included in this catalogue or that could be relevant to your specific project or installation.

Standard Compliance and Quality Marks
EN60598-1 European Technical Standards and any subsequent additions.

Ø45

Ø90 / Ø145

Bon Jour Ø45

Light Source: Power LED DC 400 mA - 6W - 524 lm - 2700K/CRI 90 / 6W - 605 lm - 3000K/CRI 90

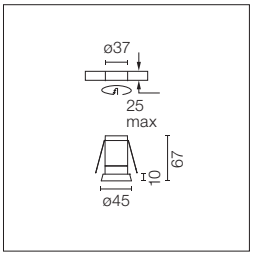

GWT 850°
0,13 Kg
DALI
h=67 min
LED INCL
IP 44

Apparecchio di illuminazione da incasso a LED. Fonte di alimentazione remota 220/240V inclusa. Accesso al driver attraverso lo spazio di incasso.

Accessori inclusi (honeycomb e filtro a croce antiabbagliamento).

Recessed luminaire with LED light source. Remote 220/240V power supply included. It is necessary to anticipate a space for accessing the driver.

Accessories included (honeycomb and screening crosspiece).

2700K
Non Dimmable
03.2001.01B
Dali Version
03.2001.01BDA

19°

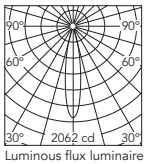

Luminous flux luminaire 306 lm

Beam Angle: 19°

h(m)	E(lx)	D(m)
1	2062	0.34
2	516	0.68
3	229	1.02
4	129	1.36
5	82	1.70

3000K
Non Dimmable
03.2006.01B
Dali Version
03.2006.01BDA

19°

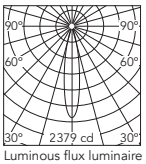

Luminous flux luminaire 353 lm

Beam Angle: 19°

h(m)	E(lx)	D(m)
1	2379	0.34
2	595	0.68
3	264	1.02
4	149	1.36
5	95	1.70

2700K
Non Dimmable
03.2001.CUB
Dali Version
03.2001.CUBDA

19°

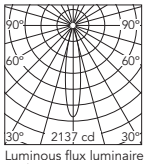

Luminous flux luminaire 311 lm

Beam Angle: 19°

h(m)	E(lx)	D(m)
1	2137	0.34
2	534	0.67
3	237	1.01
4	134	1.34
5	85	1.68

3000K
Non Dimmable
03.2006.CUB
Dali Version
03.2006.CUBDA

19°

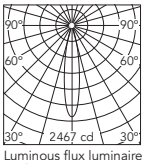

Luminous flux luminaire 359 lm

Beam Angle: 19°

h(m)	E(lx)	D(m)
1	2467	0.34
2	617	0.67
3	274	1.01
4	154	1.34
5	99	1.68

2700K
Non Dimmable
03.2001.14B
Dali Version
03.2001.14BDA

19°

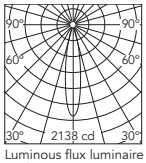

Luminous flux luminaire 311 lm

Beam Angle: 19°

h(m)	E(lx)	D(m)
1	2138	0.34
2	534	0.67
3	238	1.01
4	134	1.34
5	86	1.68

3000K
Non Dimmable
03.2006.14B
Dali Version
03.2006.14BDA

19°

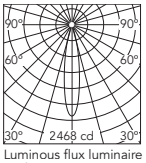

Luminous flux luminaire 359 lm

Beam Angle: 19°

h(m)	E(lx)	D(m)
1	2468	0.34
2	617	0.67
3	274	1.01
4	154	1.34
5	99	1.68

Bon Jour Ø90

Light Source: LED Array DC 500 mA - 13,5W - 1500 lm - 2700K/CRI 90 / 400 mA - 16W - 2093 lm - 3000K/CRI 90

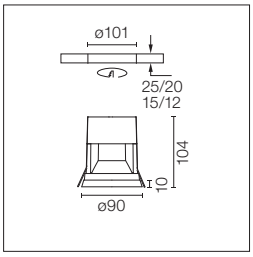

GWT 850°
IP 44
0,53 Kg
DALI
h=155 min
LED INCL

Apparecchio di illuminazione da incasso a LED. Fonte di alimentazione remota 220/240V inclusa.

Cornice di pre-installazione da ordinare separatamente.

Recessed luminaire with LED light source. Remote 220/240V power supply included.

Pre-installation frame must be ordered separately.

2700K
Non Dimmable
03.2003.01A
Dali Version
03.2003.01ADA

56°

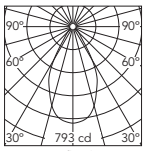

Luminous flux luminaire 736 lm

Beam Angle: 56°

h(m)	E(lx)	D(m)
1	793	1.07
2	198	2.14
3	88	3.21
4	50	4.28
5	32	5.35

3000K
Non Dimmable
03.2007.01A
Dali Version
03.2007.01ADA

58°

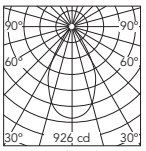

Luminous flux luminaire 907 lm

Beam Angle: 58°

h(m)	E(lx)	D(m)
1	926	1.11
2	232	2.21
3	103	3.32
4	58	4.42
5	37	5.53

2700K
Non Dimmable
03.2003.CUA
Dali Version
03.2003.CUADA

34°

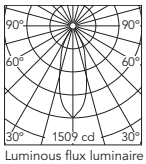

Luminous flux luminaire 640 lm

Beam Angle: 34°

h(m)	E(lx)	D(m)
1	1509	0.60
2	377	1.21
3	168	1.81
4	94	2.42
5	60	3.02

3000K
Non Dimmable
03.2007.CUA
Dali Version
03.2007.CUADA

45°

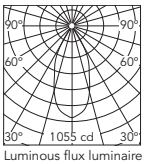

Luminous flux luminaire 607 lm

Beam Angle: 45°

h(m)	E(lx)	D(m)
1	1055	0.82
2	264	1.65
3	117	2.47
4	66	3.30
5	42	4.12

2700K
Non Dimmable
03.2003.14A
Dali Version
03.2003.14ADA

56°

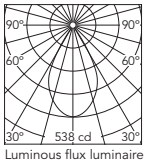

Luminous flux luminaire 383 lm

Beam Angle: 56°

h(m)	E(lx)	D(m)
1	538	1.07
2	135	2.15
3	60	3.22
4	34	4.29
5	22	5.37

3000K
Non Dimmable
03.2007.14A
Dali Version
03.2007.14ADA

58°

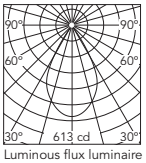

Luminous flux luminaire 460 lm

Beam Angle: 58°

h(m)	E(lx)	D(m)
1	613	1.10
2	153	2.21
3	68	3.31
4	38	4.42
5	25	5.52

Bon Jour Ø145

Light Source: LED Array DC 900 mA - 36W - 3847 lm - 2700K/CRI 90 / 36W - 3840 lm - 3000K/CRI 90

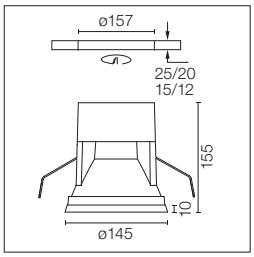

Apparecchio di illuminazione da incasso a LED. Fonte di alimentazione remota 220/240V inclusa.

Cornice di pre-installazione da ordinare separatamente.

Recessed luminaire with LED light source. Remote 220/240V power supply included.

Pre-installation frame must be ordered separately.

2700K
Non Dimmable
03.2005.01A
Dali Version
03.2005.01ADA

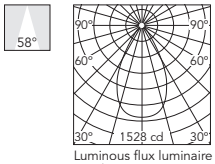

Luminous flux luminaire 1530 lm

Beam Angle: 58°

h(m)	E(lx)	D(m)
1	1528	1.10
2	382	2.20
3	170	3.29
4	96	4.39
5	61	5.49

3000K
Non Dimmable
03.2008.01A
Dali Version
03.2008.01ADA

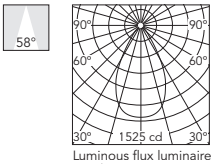

Luminous flux luminaire 1527 lm

Beam Angle: 58°

h(m)	E(lx)	D(m)
1	1525	1.10
2	381	2.20
3	169	3.29
4	95	4.39
5	61	5.49

2700K
Non Dimmable
03.2005.CUA
Dali Version
03.2005.CUADA

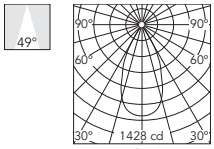

Luminous flux luminaire 891 lm

Beam Angle: 49°

h(m)	E(lx)	D(m)
1	1428	0.91
2	357	1.83
3	159	2.74
4	89	3.65
5	57	4.57

3000K
Non Dimmable
03.2008.CUA
Dali Version
03.2008.CUADA

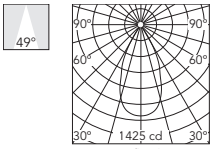

Luminous flux luminaire 889 lm

Beam Angle: 49°

h(m)	E(lx)	D(m)
1	1425	0.91
2	356	1.83
3	158	2.74
4	89	3.65
5	57	4.57

2700K
Non Dimmable
03.2005.14A
Dali Version
03.2005.14ADA

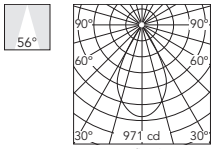

Luminous flux luminaire 695 lm

Beam Angle: 56°

h(m)	E(lx)	D(m)
1	971	1.05
2	243	2.11
3	108	3.16
4	61	4.22
5	39	5.27

3000K
Non Dimmable
03.2008.14A
Dali Version
03.2008.14ADA

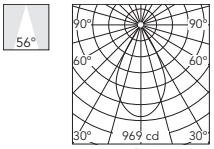

Luminous flux luminaire 693 lm

Beam Angle: 56°

h(m)	E(lx)	D(m)
1	969	1.05
2	242	2.11
3	108	3.16
4	61	4.22
5	39	5.27

Accessori / Accessories

Bon Jour Ø90

Cornice di pre-installazione. Pre-installation frame.		08.8974.00
Honeycomb e filtro a croce antiabbagliamento. Honeycomb and screening crosspiece.		08.8976.14

Bon Jour Ø145

Cornice di pre-installazione. Pre-installation frame.		08.8975.00
Honeycomb e filtro a croce antiabbagliamento. Honeycomb and screening crosspiece.		08.8980.14
Accessori decorativi di schermatura. Decorative screening accessory.	 	08.8977.00 08.8978.00 08.8979.00

UT DOWNLIGHT

DESIGNED BY FLOS ARCHITECTURAL

TRIM / NO TRIM
Ø57

LIGHT SOURCE
LED ARRAY
18W
2000 lm
3000K/CRI 80
1600 lm
3000K/CRI 90
4000K/CRI 90

TRIM / NO TRIM
Ø86

LIGHT SOURCE
LED ARRAY
HIGH
PERFORMANCES
27W
3214 lm
3000K/CRI 80
2656 lm
3000K/CRI 90
2767 lm
4000K/CRI 90

☐ 30 Bianco
30 White

■ 14 Nero
14 Black

Può essere ruotato di 360° e orientato di 90°.
Can be rotated 360° and swivelled 90°.

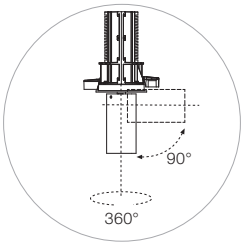

Descrizione
Apparecchio di illuminazione per installazione a incasso con sorgenti luminose a tecnologia LED di alta potenza e inversione Dali e No Dali.
La famiglia è disponibile in due misure (Ø57 e Ø86).
In posizione superiore funziona come downlight e in posizione inferiore funziona come proiettore orientabile. Il corpo ottico dell'apparecchio di illuminazione è fabbricato in alluminio iniettato ad alta pressione, rifinita con vernice a polvere di colore bianco e nero.
Apparecchiatura di alimentazione remota inclusa.

Unità di Alimentazione
Alimentatore a corrente continua non regolabile o regolabile Dali 220-240V compreso.

Accessori
- Disponibili filtro a croce antiabbagliamento, lente ellittica, lente Flood e Honeycomb.
- Cornice di installazione No Trim.

Informazioni Aggiuntive
Grado di protezione IP20.
Classe di isolamento II.
Adatti ad installazioni su superfici normalmente.

Prima di effettuare l'ordine, si consiglia di informarsi per bene sulle caratteristiche del prodotto che non sono state incluse in questo catalogo e che possono essere determinanti per il suo progetto di installazione, consultando la pagina web di Flos per professionisti, la scheda tecnica del prodotto e le istruzioni per la sua installazione e montaggio.

Conformità e Marchi di Qualità
Apparecchio conforme alla Normativa Tecnica Europea EN60598-1 e relative parti seconde.

Description
Interior lighting for embedded installation with high power LED technology light sources, in Dali and Non Dali versions.
The family is available in two sizes (Ø57 and Ø86).
In an upper position it functions as a downlight, and in a lower position it functions as a swivelling projector.
The optical body of the luminaire is manufactured in high-pressure die-cast aluminium, finished in black or white powder paint.
Remote power kit included.

Power Supply
Not dimmable or dimmable Dali 220-240V, constant current, power supply included.

Accessories
- Screening crosspiece, elliptical lens, flood lens and Honeycomb.
- No Trim installation frame.

Additional Information
IP20 protection grade.
Insulation class II.
Suitable for installation on normally inflammable surfaces.

Before placing your order, please consult the product details also on the Flos professional website, in its technical data sheet and in the installation and assembly instructions to find all the information that may not be included in this catalogue or that could be relevant to your specific project or installation.

Standard Compliance and Quality Marks
EN60598-1 European Technical Standards and any subsequent additions.

Trim

No Trim

Ut Downlight Trim Ø57

Light Source: LED Array 18W - 2000 lm - 3000K/CRI 80 / 18W - 1600 lm - 3000K/CRI 90 / 18W - 1600 lm - 4000K/CRI 90

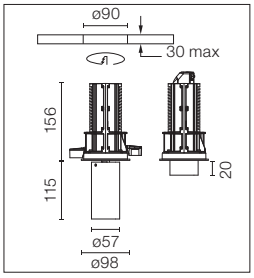

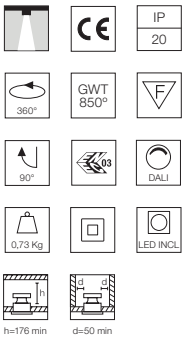

Apparecchio di illuminazione da incasso a LED. Fonte di alimentazione remota 220-240V, 50-60Hz inclusa.

Recessed luminaire with LED light source. 220-240V, 50-60Hz remote power supply included.

3000K - CRI 80

Non Dimmable
- 09.4510.30A
- 09.4510.14A

Dali Version
- 09.4510.30ADA
- 09.4510.14ADA

11° SPOT

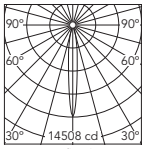

Luminous flux luminaire 1295 lm

Beam Angle: 11°

h(m)	E(lx)	D(m)
1	14508	0.19
2	3627	0.39
3	1612	0.58
4	907	0.77
5	580	0.97

4000K - CRI 90

Non Dimmable
- 09.4516.30A
- 09.4516.14A

Dali Version
- 09.4516.30ADA
- 09.4516.14ADA

11° SPOT

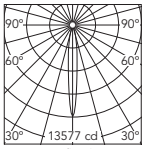

Luminous flux luminaire 1212 lm

Beam Angle: 11°

h(m)	E(lx)	D(m)
1	13577	0.19
2	3394	0.39
3	1509	0.58
4	849	0.77
5	543	0.97

3000K - CRI 90

Non Dimmable
- 09.4513.30A
- 09.4513.14A

Dali Version
- 09.4513.30ADA
- 09.4513.14ADA

11° SPOT

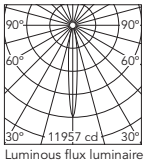

Luminous flux luminaire 1067 lm

Beam Angle: 11°

h(m)	E(lx)	D(m)
1	11957	0.19
2	2989	0.39
3	1329	0.58
4	747	0.77
5	478	0.97

3000K - CRI 80

Non Dimmable
- 09.4511.30A
- 09.4511.14A

Dali Version
- 09.4511.30ADA
- 09.4511.14ADA

21° MEDIUM

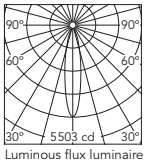

Luminous flux luminaire 981 lm

Beam Angle: 21°

h(m)	E(lx)	D(m)
1	5503	0.36
2	1376	0.72
3	611	1.09
4	344	1.45
5	220	1.81

4000K - CRI 90

Non Dimmable
- 09.4517.30A
- 09.4517.14A

Dali Version
- 09.4517.30ADA
- 09.4517.14ADA

21° MEDIUM

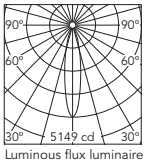

Luminous flux luminaire 918 lm

Beam Angle: 21°

h(m)	E(lx)	D(m)
1	5149	0.36
2	1287	0.72
3	572	1.09
4	322	1.45
5	206	1.81

3000K - CRI 90

Non Dimmable
- 09.4514.30A
- 09.4514.14A

Dali Version
- 09.4514.30ADA
- 09.4514.14ADA

21° MEDIUM

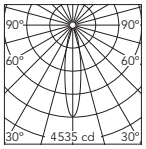

Luminous flux luminaire 808 lm

Beam Angle: 21°

h(m)	E(lx)	D(m)
1	4535	0.36
2	1134	0.72
3	504	1.09
4	283	1.45
5	181	1.81

3000K - CRI 80

Non Dimmable
- 09.4512.30A
- 09.4512.14A

Dali Version
- 09.4512.30ADA
- 09.4512.14ADA

43° FLOOD

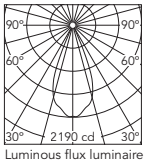

Luminous flux luminaire 995 lm

Beam Angle: 43°

h(m)	E(lx)	D(m)
1	2190	0.79
2	548	1.58
3	243	2.37
4	137	3.16
5	88	3.95

4000K - CRI 90

Non Dimmable
- 09.4518.30A
- 09.4518.14A

Dali Version
- 09.4518.30ADA
- 09.4518.14ADA

43° FLOOD

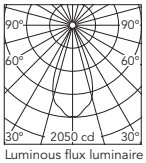

Luminous flux luminaire 932 lm

Beam Angle: 43°

h(m)	E(lx)	D(m)
1	2050	0.79
2	512	1.58
3	228	2.37
4	128	3.16
5	82	3.95

3000K - CRI 90

Non Dimmable
- 09.4515.30A
- 09.4515.14A

Dali Version
- 09.4515.30ADA
- 09.4515.14ADA

43° FLOOD

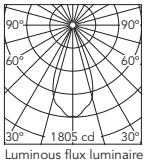

Luminous flux luminaire 820 lm

Beam Angle: 43°

h(m)	E(lx)	D(m)
1	1805	0.79
2	451	1.58
3	201	2.37
4	113	3.16
5	72	3.95

Ut Downlight No Trim Ø57

Light Source: LED Array 18W - 2000 lm - 3000K/CRI 80 / 18W - 1600 lm - 3000K/CRI 90 / 18W - 1600 lm - 4000K/CRI 90

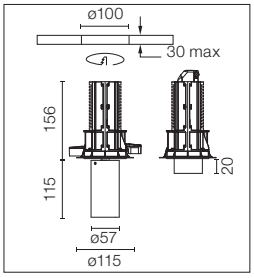

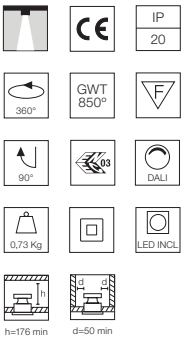

Apparecchio di illuminazione da incasso a LED. Fonte di alimentazione remota 220-240V, 50-60Hz inclusa.

Cornice di pre-installazione da ordinare separatamente.

Recessed luminaire with LED light source. 220-240V, 50-60Hz remote power supply included.

Pre-installation frame must be ordered separately.

3000K - CRI 80

Non Dimmable

- ■ 09.4519.30A
- ■ 09.4519.14A

Dali Version

- □ 09.4519.30ADA
- ■ 09.4519.14ADA

11° SPOT

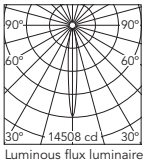

Luminous flux luminaire 1295 lm

Beam Angle: 11°

h(m)	E(lx)	D(m)
1	14508	0.19
2	3627	0.39
3	1612	0.58
4	907	0.77
5	580	0.97

4000K - CRI 90

Non Dimmable

- ■ 09.4525.30A
- ■ 09.4525.14A

Dali Version

- □ 09.4525.30ADA
- ■ 09.4525.14ADA

11° SPOT

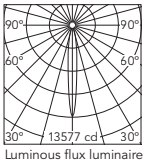

Luminous flux luminaire 1212 lm

Beam Angle: 11°

h(m)	E(lx)	D(m)
1	13577	0.19
2	3394	0.39
3	1509	0.58
4	849	0.77
5	543	0.97

3000K - CRI 90

Non Dimmable

- □ 09.4522.30A
- ■ 09.4522.14A

Dali Version

- □ 09.4522.30ADA
- ■ 09.4522.14ADA

11° SPOT

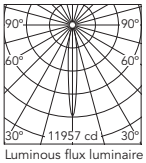

Luminous flux luminaire 1067 lm

Beam Angle: 11°

h(m)	E(lx)	D(m)
1	11957	0.19
2	2989	0.39
3	1329	0.58
4	747	0.77
5	478	0.97

3000K - CRI 80

Non Dimmable

- ■ 09.4520.30A
- ■ 09.4520.14A

Dali Version

- □ 09.4520.30ADA
- ■ 09.4520.14ADA

21° MEDIUM

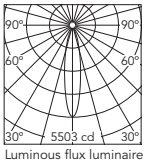

Luminous flux luminaire 981 lm

Beam Angle: 21°

h(m)	E(lx)	D(m)
1	5503	0.36
2	1376	0.72
3	611	1.09
4	344	1.45
5	220	1.81

4000K - CRI 90

Non Dimmable

- □ 09.4526.30A
- ■ 09.4526.14A

Dali Version

- □ 09.4526.30ADA
- ■ 09.4526.14ADA

21° MEDIUM

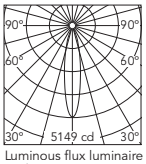

Luminous flux luminaire 918 lm

Beam Angle: 21°

h(m)	E(lx)	D(m)
1	5149	0.36
2	1287	0.72
3	572	1.09
4	322	1.45
5	206	1.81

3000K - CRI 90

Non Dimmable

- □ 09.4523.30A
- ■ 09.4523.14A

Dali Version

- □ 09.4523.30ADA
- ■ 09.4523.14ADA

21° MEDIUM

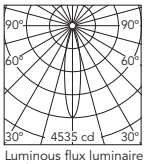

Luminous flux luminaire 808 lm

Beam Angle: 21°

h(m)	E(lx)	D(m)
1	4535	0.36
2	1134	0.72
3	504	1.09
4	283	1.45
5	181	1.81

3000K - CRI 80

Non Dimmable

- ■ 09.4521.30A
- ■ 09.4521.14A

Dali Version

- □ 09.4521.30ADA
- ■ 09.4521.14ADA

43° FLOOD

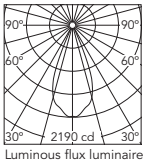

Luminous flux luminaire 995 lm

Beam Angle: 43°

h(m)	E(lx)	D(m)
1	2190	0.79
2	548	1.58
3	243	2.37
4	137	3.16
5	88	3.95

4000K - CRI 90

Non Dimmable

- □ 09.4527.30A
- ■ 09.4527.14A

Dali Version

- □ 09.4527.30ADA
- ■ 09.4527.14ADA

43° FLOOD

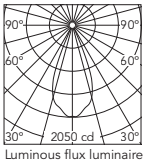

Luminous flux luminaire 932 lm

Beam Angle: 43°

h(m)	E(lx)	D(m)
1	2050	0.79
2	512	1.58
3	228	2.37
4	128	3.16
5	82	3.95

3000K - CRI 90

Non Dimmable

- □ 09.4524.30A
- ■ 09.4524.14A

Dali Version

- □ 09.4524.30ADA
- ■ 09.4524.14ADA

43° FLOOD

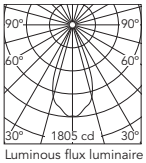

Luminous flux luminaire 820 lm

Beam Angle: 43°

h(m)	E(lx)	D(m)
1	1805	0.79
2	451	1.58
3	201	2.37
4	113	3.16
5	72	3.95

Ut Downlight Trim Ø86

Light Source: LED Array High Performances 27W - 3214 lm - 3000K/CRI 80 / 27W - 2656 lm - 3000K/CRI 90 / 27W - 2767 lm - 4000K/CRI 90

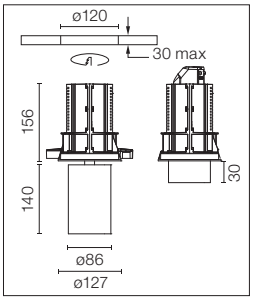

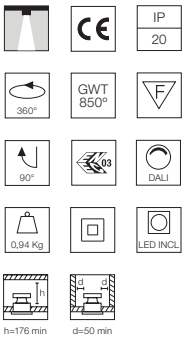

Apparecchio di illuminazione da incasso a LED. Fonte di alimentazione remota 220-240V, 50-60Hz inclusa.

Recessed luminaire with LED light source. 220-240V, 50-60Hz remote power supply included.

3000K - CRI 80
Non Dimmable
- ■ 09.4910.30A
- ■ 09.4910.14A

Dali Version
- □ 09.4910.30BDA
- ■ 09.4910.14BDA

12° SPOT

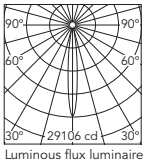

Luminous flux luminaire 2259 lm

Beam Angle: 12°

h(m)	E(lx)	D(m)
1	29106	0.21
2	7277	0.41
3	3234	0.62
4	1819	0.82
5	1164	1.03

4000K - CRI 90
Non Dimmable
- ■ 09.4916.30A
- ■ 09.4916.14A

Dali Version
- □ 09.4916.30BDA
- ■ 09.4916.14BDA

12° SPOT

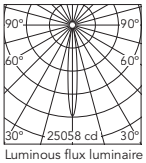

Luminous flux luminaire 1945 lm

Beam Angle: 12°

h(m)	E(lx)	D(m)
1	25058	0.21
2	6265	0.41
3	2784	0.62
4	1566	0.82
5	1002	1.03

3000K - CRI 90
Non Dimmable
- □ 09.4913.30A
- ■ 09.4913.14A

Dali Version
- □ 09.4913.30BDA
- ■ 09.4913.14BDA

12° SPOT

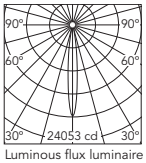

Luminous flux luminaire 1867 lm

Beam Angle: 12°

h(m)	E(lx)	D(m)
1	24053	0.21
2	6013	0.41
3	2673	0.62
4	1503	0.82
5	962	1.03

3000K - CRI 80
Non Dimmable
- ■ 09.4911.30A
- ■ 09.4911.14A

Dali Version
- □ 09.4911.30BDA
- ■ 09.4911.14BDA

24° MEDIUM

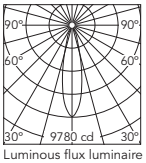

Luminous flux luminaire 2155 lm

Beam Angle: 24°

h(m)	E(lx)	D(m)
1	9780	0.43
2	2445	0.86
3	1087	1.28
4	611	1.71
5	391	2.14

4000K - CRI 90
Non Dimmable
- □ 09.4917.30A
- ■ 09.4917.14A

Dali Version
- □ 09.4917.30BDA
- ■ 09.4917.14BDA

24° MEDIUM

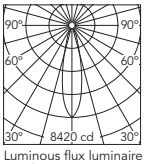

Luminous flux luminaire 1855 lm

Beam Angle: 24°

h(m)	E(lx)	D(m)
1	8420	0.43
2	2105	0.86
3	936	1.28
4	526	1.71
5	337	2.14

3000K - CRI 90
Non Dimmable
- □ 09.4914.30A
- ■ 09.4914.14A

Dali Version
- □ 09.4914.30BDA
- ■ 09.4914.14BDA

24° MEDIUM

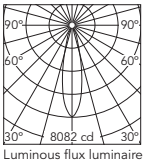

Luminous flux luminaire 1781 lm

Beam Angle: 24°

h(m)	E(lx)	D(m)
1	8082	0.43
2	2020	0.86
3	898	1.28
4	505	1.71
5	323	2.14

3000K - CRI 80
Non Dimmable
- □ 09.4912.30A
- ■ 09.4912.14A

Dali Version
- □ 09.4912.30BDA
- ■ 09.4912.14BDA

37° FLOOD

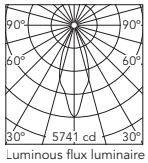

Luminous flux luminaire 2053 lm

Beam Angle: 37°

h(m)	E(lx)	D(m)
1	5741	0.67
2	1435	1.34
3	638	2.01
4	359	2.69
5	230	3.36

4000K - CRI 90
Non Dimmable
- □ 09.4918.30A
- ■ 09.4918.14A

Dali Version
- □ 09.4918.30BDA
- ■ 09.4918.14BDA

37° FLOOD

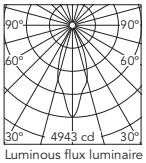

Luminous flux luminaire 1768 lm

Beam Angle: 37°

h(m)	E(lx)	D(m)
1	4943	0.67
2	1236	1.34
3	549	2.01
4	309	2.69
5	198	3.36

3000K - CRI 90
Non Dimmable
- □ 09.4915.30A
- ■ 09.4915.14A

Dali Version
- □ 09.4915.30BDA
- ■ 09.4915.14BDA

37° FLOOD

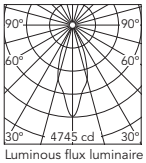

Luminous flux luminaire 1697 lm

Beam Angle: 37°

h(m)	E(lx)	D(m)
1	4745	0.67
2	1186	1.34
3	527	2.01
4	297	2.69
5	190	3.36

Ut Downlight No Trim Ø86

Light Source: LED Array High Performances 27W - 3214 lm - 3000K/CRI 80 / 27W - 2656 lm - 3000K/CRI 90 / 27W - 2767 lm - 4000K/CRI 90

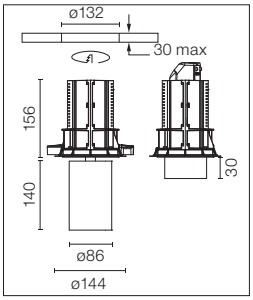

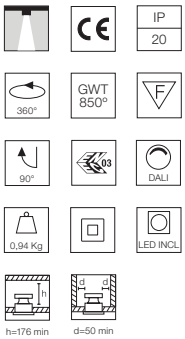

Apparecchio di illuminazione da incasso a LED. Fonte di alimentazione remota 220-240V, 50-60Hz inclusa.

Cornice di pre-installazione da ordinare separatamente.

Recessed luminaire with LED light source. 220-240V, 50-60Hz remote power supply included.

Pre-installation frame must be ordered separately.

3000K - CRI 80

Non Dimmable

- ■ 09.4919.30A
- ■ 09.4919.14A

Dali Version

- □ 09.4919.30BDA
- ■ 09.4919.14BDA

12° SPOT

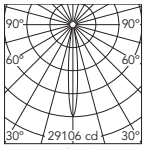

Luminous flux luminaire 2259 lm

Beam Angle: 12°

h(m)	E(lx)	D(m)
1	29106	0.21
2	7277	0.41
3	3234	0.62
4	1819	0.82
5	1164	1.03

4000K - CRI 90

Non Dimmable

- ■ 09.4925.30A
- ■ 09.4925.14A

Dali Version

- □ 09.4925.30BDA
- ■ 09.4925.14BDA

12° SPOT

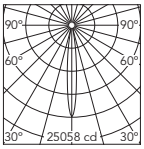

Luminous flux luminaire 1945 lm

Beam Angle: 12°

h(m)	E(lx)	D(m)
1	25058	0.21
2	6265	0.41
3	2784	0.62
4	1566	0.82
5	1002	1.03

3000K - CRI 90

Non Dimmable

- □ 09.4922.30A
- ■ 09.4922.14A

Dali Version

- □ 09.4922.30BDA
- ■ 09.4922.14BDA

12° SPOT

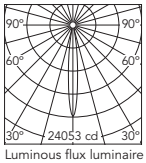

Luminous flux luminaire 1867 lm

Beam Angle: 12°

h(m)	E(lx)	D(m)
1	24053	0.21
2	6013	0.41
3	2673	0.62
4	1503	0.82
5	962	1.03

3000K - CRI 80

Non Dimmable

- □ 09.4920.30A
- ■ 09.4920.14A

Dali Version

- □ 09.4920.30BDA
- ■ 09.4920.14BDA

24° MEDIUM

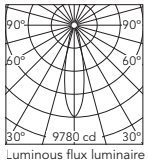

Luminous flux luminaire 2155 lm

Beam Angle: 24°

h(m)	E(lx)	D(m)
1	9780	0.43
2	2445	0.86
3	1087	1.28
4	611	1.71
5	391	2.14

4000K - CRI 90

Non Dimmable

- □ 09.4926.30A
- ■ 09.4926.14A

Dali Version

- □ 09.4926.30BDA
- ■ 09.4926.14BDA

24° MEDIUM

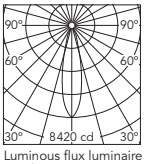

Luminous flux luminaire 1855 lm

Beam Angle: 24°

h(m)	E(lx)	D(m)
1	8420	0.43
2	2105	0.86
3	936	1.28
4	526	1.71
5	337	2.14

3000K - CRI 90

Non Dimmable

- □ 09.4923.30A
- ■ 09.4923.14A

Dali Version

- □ 09.4923.30BDA
- ■ 09.4923.14BDA

24° MEDIUM

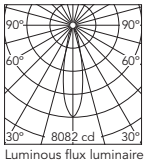

Luminous flux luminaire 1781 lm

Beam Angle: 24°

h(m)	E(lx)	D(m)
1	8082	0.43
2	2020	0.86
3	898	1.28
4	505	1.71
5	323	2.14

3000K - CRI 80

Non Dimmable

- □ 09.4921.30A
- ■ 09.4921.14A

Dali Version

- □ 09.4921.30BDA
- ■ 09.4921.14BDA

37° FLOOD

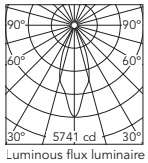

Luminous flux luminaire 2053 lm

Beam Angle: 37°

h(m)	E(lx)	D(m)
1	5741	0.67
2	1435	1.34
3	638	2.01
4	359	2.69
5	230	3.36

4000K - CRI 90

Non Dimmable

- □ 09.4927.30A
- ■ 09.4927.14A

Dali Version

- □ 09.4927.30BDA
- ■ 09.4927.14BDA

37° FLOOD

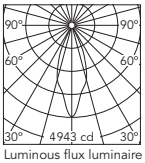

Luminous flux luminaire 1768 lm

Beam Angle: 37°

h(m)	E(lx)	D(m)
1	4943	0.67
2	1236	1.34
3	549	2.01
4	309	2.69
5	198	3.36

3000K - CRI 90

Non Dimmable

- □ 09.4924.30A
- ■ 09.4924.14A

Dali Version

- □ 09.4924.30BDA
- ■ 09.4924.14BDA

37° FLOOD

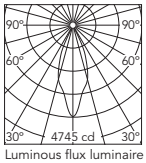

Luminous flux luminaire 1697 lm

Beam Angle: 37°

h(m)	E(lx)	D(m)
1	4745	0.67
2	1186	1.34
3	527	2.01
4	297	2.69
5	190	3.36

Accessori / Accessories

Crocetta di schermatura, lenti e honeycomb direttamente installabili sulla testa dell'apparecchio di illuminazione senza necessità di accessori di fissaggio.
UT Downlight Ø86: Compatibilità di installazione di honeycomb + lente contemporaneamente.

Screening crosspiece, lenses and honeycomb directly installable on the head of the luminaire without needing any fastening accessory.
UT Downlight Ø86: Installation compatible with honeycomb + lense at the same time.

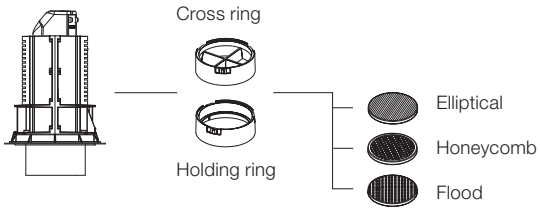

UT Downlight Ø57

Cornice di installazione No Trim. Installation frame No Trim.		08.8994.30 08.8994.14
Filtro a croce antiabbagliamento Screening crosspiece		08.8429.00
Lente ellittica Elliptical lens		08.8431.00
Lente flood Flood lens For Spot & Medium optics		08.8432.00
Honeycomb Honeycomb		08.8428.00
Cono di schermatura Snoot shielding cone	29	08.0526.00 08.0526.40 08.0526.BW

UT Downlight Ø86

Cornice di installazione No Trim. Installation frame No Trim.		08.8995.30 08.8995.14
Anello di supporto Holding ring		08.8410.00
Filtro a croce antiabbagliamento Screening crosspiece		08.8411.00
Lente ellittica Elliptical lens		08.8163.68
Lente flood Flood lens For Spot & Medium optics		08.8175.68
Honeycomb Honeycomb		08.8495.14

LIGHT SUPPLY

DESIGNED BY FLOS ARCHITECTURAL

FIXED TRIM / NO TRIM	ADJUSTABLE TRIM / NO TRIM	WALL-WASHER TRIM / NO TRIM
LIGHT SOURCE LED ARRAY HIGH PERFORMANCES 29W 3572 lm 3000K/CRI 80 2910 lm 3000K/CRI 90 3164 lm 4000K/CRI 90	**LIGHT SOURCE** LED ARRAY HIGH PERFORMANCES 30,1W 3772 lm 3000K/CRI 80 2910 lm 3000K/CRI 90 3153 lm 4000K/CRI 90	**LIGHT SOURCE** LED ARRAY HIGH PERFORMANCES 33,2W 3959 lm 3000K/CRI 80 3225 lm 3000K/CRI 90 3506 lm 4000K/CRI 90

Light Supply Adjustable

☐ 40 Bianco
40 White

■ 14 Nero
14 Black

Light Supply Fixed & Wall-Washer Trim

Anello Esterno / External Ring

☐ Bianco
White

■ Nero
Black

Riflettore / Reflector

Alluminio
Aluminium

☐ Bianco
White

Alluminio
Aluminium

☐ Bianco
White

Può essere ruotato di 365° e orientato di 35°.
Can be rotated 365° and swivelled 35°.

Light Supply Adjustable

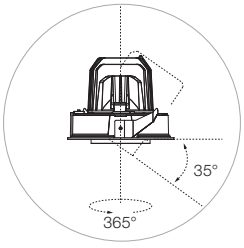

Descrizione
La nuova famiglia downlight è stata sviluppata per ottenere, all'interno di un design compatto da 165 mm di diametro, un flusso massimo di 3000 lm grazie all'ultima tecnologia di moduli LED.
Disponibile in versione fissa, adjustable e wall-washer.
La versione adjustable dispone di un cilindro di supporto dell'ottica intercambiabile facile da svitare dall'apparecchio di illuminazione per accedere ai componenti elettronici e installare gli accessori professionali disponibili.
Per offrire la massima flessibilità anche in momenti successivi all'installazione, sono disponibili come accessori riflettori con ottiche spot, intermedie e flood che consentono di modificare la dimensione del fascio di luce senza neppure la necessità di smontare l'apparecchio dal soffitto.
Tutti i Light Supply No Trim si possono montare in una cornice in metallo di pre-installazione o integrare totalmente nel soffitto di cartongesso tramite le piastre di installazione con Soft Technology.

Riflettori
Realizzati tutti in alluminio purissimo con una finitura speculare.
Fascio di luce spot simmetrico a rotazione circolare, fascio medio e ampio per la versione adjustable, flood per la versione fissa.

Unità di Alimentazione
Cablaggio incluso, pronto per collegamento ad apparecchiatura remota.
Versioni senza apparecchiatura e regolabili 1-10 V disponibili su richiesta.

Fonte Luminosa
Possibilità di integrare un altro tipo di LED su richiesta. Per maggiori informazioni, non esiti a contattare il nostro team.

Accessori
Per la versione adjustable:
- Lente di distribuzione ellittica.
- Honeycomb.
- Riflettori di ricambio con ottica spot, intermedia e flood.
Per tutte le versioni No Trim:
- Cornice di pre-installazione o piastra di installazione Soft Architecture per la versione adjustable.

Informazioni Aggiuntive
Nelle versioni orientabili, possibilità di orientamento di 35° e di rotazione di 365°.
Grado di protezione IP23, IP44 a seconda delle versioni.
Classe di isolamento II.

Prima di effettuare l'ordine, si consiglia di informarsi per bene sulle caratteristiche del prodotto che non sono state incluse in questo catalogo e che possono essere determinanti per il suo progetto di installazione, consultando la pagina web di Flos per professionisti, la scheda tecnica del prodotto e le istruzioni per la sua installazione e montaggio.

Conformità e Marchi di Qualità
Apparecchio conforme alla Normativa Tecnica Europea EN60598-1 e relative parti seconde.

Description
New downlight family developed to get a maximum flux in a compact design. 165mm diameter offering up to 3000 lm thanks to latest technology LED modules.
Available in fixed, adjustable and wall-washer version.
Adjustable version features a dismountable optic support cylinder, to be easily unscrewed from the luminaire, in order to completely access the electronic and to install the professional accessories available.
To offer maximum flexibility and installation evolution in time, reflector of spot, medium and flood optic are also available as accessories, to change the light beam dimension without even needing to dismount the fixture from the ceiling.
All Light Supply No Trim versions can be mounted in a standard pre-installation metal frame or, for total integration in plasterboard ceiling, in a Soft Technology installation plate.

Reflectors
All super pure aluminum with specular finish. Circular roto symmetrical spot, medium and flood for the adjustable version, flood for the fixed version.

Power Supply
Cabling included, ready to be powered by included remote driver.
Versions without driver and 1-10V dimmable available on request.

Light Source
Possibility to integrate a different type of LED upon request. For more information, please contact our team.

Accessories
For adjustable version:
- Elliptical distribution lens.
- Honeycomb.
- Spare part of spot, medium, flood optics reflectors.
For all No Trim versions:
- Pre-installation frame or Soft Architecture installation plate for adjustable version.

Additional Information
In the adjustable versions, 35° tilt and 365° rotation.
IP23, IP44 protection grade depending on the versions.
Insulation class II.

Before placing your order, please consult the product details also on the Flos professional website, in its technical data sheet and in the installation and assembly instructions to find all the information that may not be included in this catalogue or that could be relevant to your specific project or installation.

Standard Compliance and Quality Marks
EN60598-1 European Technical Standards and any subsequent additions.

Fixed / Adjustable / Wall-Washer Trim

Fixed No Trim

Adjustable No Trim

Wall-Washer No Trim

Light Supply Fixed Trim

Light Source: LED Array High Performances 29W - 3572 lm - 3000K/CRI 80 / 29W - 2910 lm - 3000K/CRI 90 / 29W - 3164 lm - 4000K/CRI 90

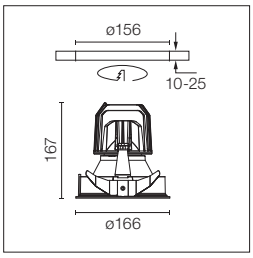

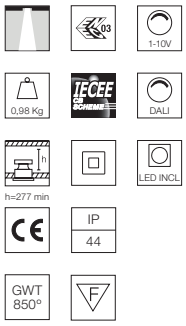

Apparecchio di illuminazione da incasso a LED. Fonte di alimentazione remota 220/240V inclusa.

E= Finitura Esterna
I= Finitura Interna.

Recessed luminaire with LED light source. Remote 220/240V power supply included.

E= External Finish
I= Internal Finish.

3000K - CRI 90

E I Non Dimmable
03.6811.3BA
03.6811.3CA
E I Dali
03.6811.3BBDA
03.6811.3CADA
E I 1-10V
03.6811.3BA1V

62°

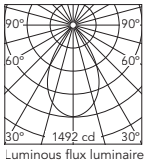

Luminous flux luminaire
1487 lm (EXTREME CUT OFF)

@White Reflector

Beam Angle: 62°

h(m)	E(lx)	D(m)
1	1492	1.19
2	373	2.39
3	166	3.58
4	93	4.77
5	60	5.97

E I Non Dimmable
03.6811.1BA
03.6811.1CA
E I Dali
03.6811.1BBDA
03.6811.1CADA
E I 1-10V
03.6811.1BA1V

47°

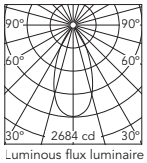

Luminous flux luminaire
1755 lm (EXTREME CUT OFF)

@Aluminium Reflector

Beam Angle: 47°

h(m)	E(lx)	D(m)
1	2684	0.86
2	671	1.73
3	298	2.59
4	168	3.46
5	107	4.32

4000K - CRI 90

E I Non Dimmable
03.6810.3BA
03.6810.3CA
E I Dali
03.6810.3BBDA
03.6810.3CADA
E I 1-10V
03.6810.3BA1V

62°

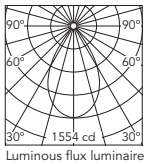

Luminous flux luminaire
1549 lm (EXTREME CUT OFF)

@White Reflector

Beam Angle: 62°

h(m)	E(lx)	D(m)
1	1554	1.19
2	389	2.39
3	173	3.58
4	97	4.77
5	62	5.97

E I Non Dimmable
03.6810.1BA
03.6810.1CA
E I Dali
03.6810.1BBDA
03.6810.1CADA
E I 1-10V
03.6810.1BA1V

47°

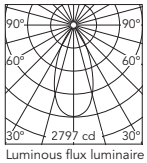

Luminous flux luminaire
1828 lm (EXTREME CUT OFF)

@Aluminium Reflector

Beam Angle: 47°

h(m)	E(lx)	D(m)
1	2797	0.86
2	699	1.73
3	311	2.59
4	175	3.46
5	112	4.32

3000K - CRI 80

E I Non Dimmable
03.6809.3BA
03.6809.3CA
E I Dali
03.6809.3BBDA
03.6809.3CADA
E I 1-10V
03.6809.3BA1V

62°

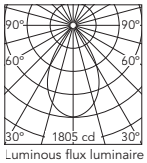

Luminous flux luminaire
1799 lm (EXTREME CUT OFF)

@White Reflector

Beam Angle: 62°

h(m)	E(lx)	D(m)
1	1805	1.19
2	451	2.39
3	201	3.58
4	113	4.77
5	72	5.97

E I Non Dimmable
03.6809.1BA
03.6809.1CA
E I Dali
03.6809.1BBDA
03.6809.1CADA
E I 1-10V
03.6809.1BA1V

47°

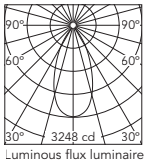

Luminous flux luminaire
2123 lm (EXTREME CUT OFF)

@Aluminium Reflector

Beam Angle: 47°

h(m)	E(lx)	D(m)
1	3248	0.86
2	812	1.73
3	361	2.59
4	203	3.46
5	130	4.32

Light Supply Fixed No Trim

Light Source: LED Array High Performances 29W - 3572 lm - 3000K/CRI 80 / 29W - 2910 lm - 3000K/CRI 90 / 29W - 3164 lm - 4000K/CRI 90

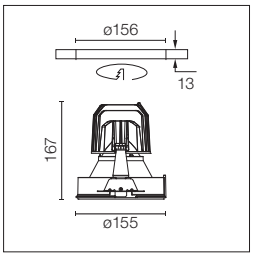

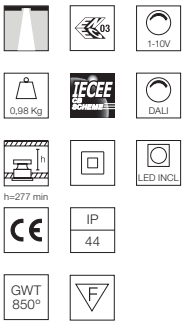

Cornice di pre-installazione. Da ordinare separatamente.

Pre-installation frame. To be ordered separately.

3000K - CRI 90

Non Dimmable

- 03.6826.40A
- 03.6826.06A

Dali

- 03.6826.40BDA
- 03.6826.06ADA

1-10V

- 03.6826.40A1V

62°

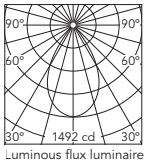

Luminous flux luminaire
1487 lm (EXTREME CUT OFF)

@White Reflector

Beam Angle: 62°

h(m)	E(lx)	D(m)
1	1492	1.19
2	373	2.39
3	166	3.58
4	93	4.77
5	60	5.97

47°

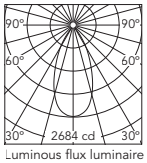

Luminous flux luminaire
1755 lm (EXTREME CUT OFF)

@Aluminium Reflector

Beam Angle: 47°

h(m)	E(lx)	D(m)
1	2684	0.86
2	671	1.73
3	298	2.59
4	168	3.46
5	107	4.32

4000K - CRI 90

Non Dimmable

- 03.6825.40A
- 03.6825.06A

Dali

- 03.6825.40BDA
- 03.6825.06ADA

1-10V

- 03.6825.40A1V

62°

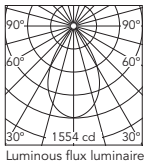

Luminous flux luminaire
1549 lm (EXTREME CUT OFF)

@White Reflector

Beam Angle: 62°

h(m)	E(lx)	D(m)
1	1554	1.19
2	389	2.39
3	173	3.58
4	97	4.77
5	62	5.97

47°

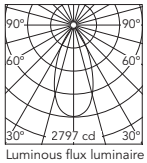

Luminous flux luminaire
1828 lm (EXTREME CUT OFF)

@Aluminium Reflector

Beam Angle: 47°

h(m)	E(lx)	D(m)
1	2797	0.86
2	699	1.73
3	311	2.59
4	175	3.46
5	112	4.32

3000K - CRI 80

Non Dimmable

- 03.6824.40A
- 03.6824.06A

Dali

- 03.6824.40BDA
- 03.6824.06ADA

1-10V

- 03.6824.40A1V

62°

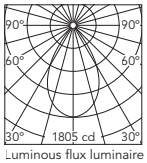

Luminous flux luminaire
1799 lm (EXTREME CUT OFF)

@White Reflector

Beam Angle: 62°

h(m)	E(lx)	D(m)
1	1805	1.19
2	451	2.39
3	201	3.58
4	113	4.77
5	72	5.97

47°

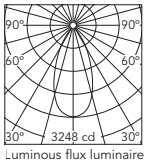

Luminous flux luminaire
2123 lm (EXTREME CUT OFF)

@Aluminium Reflector

Beam Angle: 47°

h(m)	E(lx)	D(m)
1	3248	0.86
2	812	1.73
3	361	2.59
4	203	3.46
5	130	4.32

Light Supply Adjustable Trim

Light Source: LED Array High Performances 30,1W - 3772 lm - 3000K CRI 80

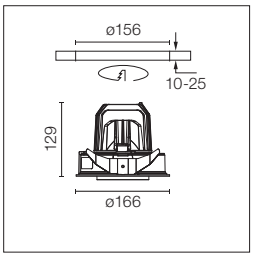



Apparecchio di illuminazione da incasso a LED. Fonte di alimentazione remota 220/240V inclusa.

Recessed luminaire with LED light source. Remote 220/240V power supply included.

3000K - CRI 80
Non Dimmable
- ☐ 03.6800.40A
- ■ 03.6800.14A

Dali
- ☐ 03.6800.40BDA
- ■ 03.6800.14BDA

1-10V
- ☐ 03.6800.40A1V
- ■ 03.6800.14A1V

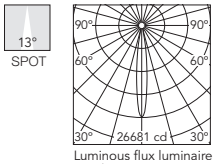

Luminous flux luminaire
2208 lm (EXTREME CUT OFF)

Beam Angle: 13°

h(m)	E(lx)	D(m)
1	26681	0.23
2	6670	0.46
3	2965	0.69
4	1668	0.92
5	1067	1.15

3000K - CRI 80
Non Dimmable
- ☐ 03.6801.40A
- ■ 03.6801.14A

Dali
- ☐ 03.6801.40BDA
- ■ 03.6801.14BDA

1-10V
- ☐ 03.6801.40A1V
- ■ 03.6801.14A1V

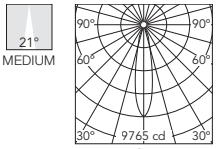

Luminous flux luminaire
1777 lm (EXTREME CUT OFF)

Beam Angle: 21°

h(m)	E(lx)	D(m)
1	9765	0.37
2	2441	0.75
3	1085	1.12
4	610	1.49
5	391	1.87

3000K - CRI 80
Non Dimmable
- ☐ 03.6802.40A
- ■ 03.6802.14A

Dali
- ☐ 03.6802.40BDA
- ■ 03.6802.14BDA

1-10V
- ☐ 03.6802.40A1V
- ■ 03.6802.14A1V

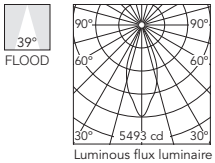

Luminous flux luminaire
1960 lm (EXTREME CUT OFF)

Beam Angle: 39°

h(m)	E(lx)	D(m)
1	5493	0.71
2	1373	1.42
3	610	2.14
4	343	2.85
5	220	3.56

Light Supply Adjustable No Trim

Light Source: LED Array High Performances 30,1W - 3772 lm - 3000K CRI 80

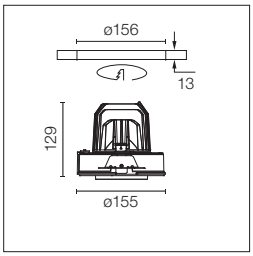



Cornice o piastra Soft Architecture per pre-installazione No Trim. Da ordinare separatamente.

Pre-installation frame or Soft Architecture installation plate for No Trim installation. To be ordered separately.

3000K - CRI 80

Non Dimmable
- ☐ 03.6815.40A
- ■ 03.6815.14A

Dali
- ☐ 03.6815.40BDA
- ■ 03.6815.14BDA

1-10V
- ☐ 03.6815.40A1V
- ■ 03.6815.14A1V

13°
SPOT

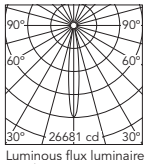

Luminous flux luminaire
2208 lm (EXTREME CUT OFF)

Beam Angle: 13°

h(m)	E(lx)	D(m)
1	26681	0.23
2	6670	0.46
3	2965	0.69
4	1668	0.92
5	1067	1.15

3000K - CRI 80

Non Dimmable
- ☐ 03.6816.40A
- ■ 03.6816.14A

Dali
- ☐ 03.6816.40BDA
- ■ 03.6816.14BDA

1-10V
- ☐ 03.6816.40A1V
- ■ 03.6816.14A1V

21°
MEDIUM

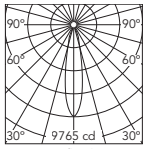

Luminous flux luminaire
1777 lm (EXTREME CUT OFF)

Beam Angle: 21°

h(m)	E(lx)	D(m)
1	9765	0.37
2	2441	0.75
3	1085	1.12
4	610	1.49
5	391	1.87

3000K - CRI 80

Non Dimmable
- ☐ 03.6817.40A
- ■ 03.6817.14A

Dali
- ☐ 03.6817.40BDA
- ■ 03.6817.14BDA

1-10V
- ☐ 03.6817.40A1V
- ■ 03.6817.14A1V

39°
FLOOD

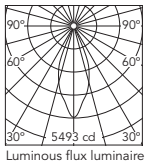

Luminous flux luminaire
1960 lm (EXTREME CUT OFF)

Beam Angle: 39°

h(m)	E(lx)	D(m)
1	5493	0.71
2	1373	1.42
3	610	2.14
4	343	2.85
5	220	3.56

Light Supply Adjustable Trim

Light Source: LED Array High Performances 30,1W - 2910 lm - 3000K/CRI 90 / 30,1W - 3153 lm - 4000K/CRI 90

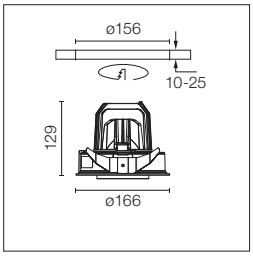



Apparecchio di illuminazione da incasso a LED. Fonte di alimentazione remota 220/240V inclusa.

Recessed luminaire with LED light source. Remote 220/240V power supply included.

3000K - CRI 90

Non Dimmable
- ☐ 03.6806.40A
- ■ 03.6806.14A

Dali
- ☐ 03.6806.40BDA
- ■ 03.6806.14BDA

1-10V
- ☐ 03.6806.40A1V
- ■ 03.6806.14A1V

13° SPOT

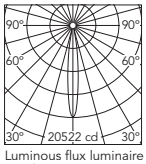

Luminous flux luminaire 1698 lm (EXTREME CUT OFF)

Beam Angle: 13°

h(m)	E(lx)	D(m)
1	20522	0.23
2	5131	0.46
3	2280	0.69
4	1283	0.92
5	821	1.15

4000K - CRI 90

Non Dimmable
- ☐ 03.6803.40A
- ■ 03.6803.14A

Dali
- ☐ 03.6803.40BDA
- ■ 03.6803.14BDA

1-10V
- ☐ 03.6803.40A1V
- ■ 03.6803.14A1V

13° SPOT

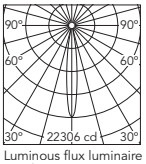

Luminous flux luminaire 1846 lm (EXTREME CUT OFF)

Beam Angle: 13°

h(m)	E(lx)	D(m)
1	22306	0.23
2	5576	0.46
3	2478	0.69
4	1394	0.92
5	892	1.15

3000K - CRI 90

Non Dimmable
- ☐ 03.6807.40A
- ■ 03.6807.14A

Dali
- ☐ 03.6807.40BDA
- ■ 03.6807.14BDA

1-10V
- ☐ 03.6807.40A1V
- ■ 03.6807.14A1V

21° MEDIUM

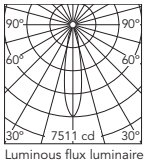

Luminous flux luminaire 1367 lm (EXTREME CUT OFF)

Beam Angle: 21°

h(m)	E(lx)	D(m)
1	7511	0.37
2	1878	0.75
3	835	1.12
4	469	1.49
5	300	1.87

4000K - CRI 90

Non Dimmable
- ☐ 03.6804.40A
- ■ 03.6804.14A

Dali
- ☐ 03.6804.40BDA
- ■ 03.6804.14BDA

1-10V
- ☐ 03.6804.40A1V
- ■ 03.6804.14A1V

21° MEDIUM

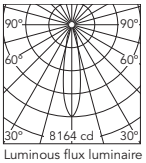

Luminous flux luminaire 1486 lm (EXTREME CUT OFF)

Beam Angle: 21°

h(m)	E(lx)	D(m)
1	8164	0.37
2	2041	0.75
3	907	1.12
4	510	1.49
5	327	1.87

3000K - CRI 90

Non Dimmable
- ☐ 03.6808.40A
- ■ 03.6808.14A

Dali
- ☐ 03.6808.40BDA
- ■ 03.6808.14BDA

1-10V
- ☐ 03.6808.40A1V
- ■ 03.6808.14A1V

39° FLOOD

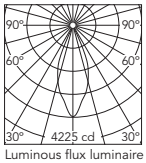

Luminous flux luminaire 1508 lm (EXTREME CUT OFF)

Beam Angle: 39°

h(m)	E(lx)	D(m)
1	4225	0.71
2	1056	1.42
3	469	2.14
4	264	2.85
5	169	3.56

4000K - CRI 90

Non Dimmable
- ☐ 03.6805.40A
- ■ 03.6805.14A

Dali
- ☐ 03.6805.40BDA
- ■ 03.6805.14BDA

1-10V
- ☐ 03.6805.40A1V
- ■ 03.6805.14A1V

39° FLOOD

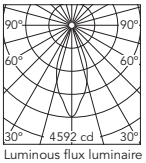

Luminous flux luminaire 1639 lm (EXTREME CUT OFF)

Beam Angle: 39°

h(m)	E(lx)	D(m)
1	4592	0.71
2	1148	1.42
3	510	2.14
4	287	2.85
5	184	3.56

Light Supply Adjustable No Trim

Light Source: LED Array High Performances 30,1W - 2910 lm - 3000K/CRI 90 / 30,1W - 3153 lm - 4000K/CRI 90

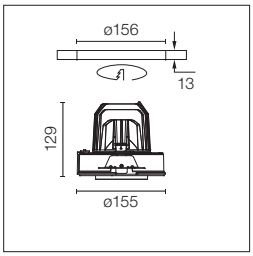

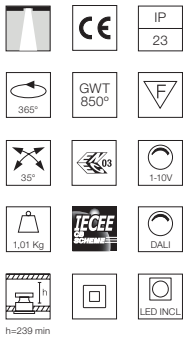

Cornice o piastra Soft Architecture per pre-installazione No Trim. Da ordinare separatamente.

Pre-installation frame or Soft Architecture installation plate for No Trim installation. To be ordered separately.

3000K - CRI 90

Non Dimmable
- ☐ 03.6821.40A
- ■ 03.6821.14A

Dali
- ☐ 03.6821.40BDA
- ■ 03.6821.14BDA

1-10V
- ☐ 03.6821.40A1V
- ■ 03.6821.14A1V

13° SPOT

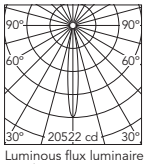

Luminous flux luminaire 1698 lm (EXTREME CUT OFF)

Beam Angle: 13°

h(m)	E(lx)	D(m)
1	20522	0.23
2	5131	0.46
3	2280	0.69
4	1283	0.92
5	821	1.15

4000K - CRI 90

Non Dimmable
- ☐ 03.6818.40A
- ■ 03.6818.14A

Dali
- ☐ 03.6818.40BDA
- ■ 03.6818.14BDA

1-10V
- ☐ 03.6818.40A1V
- ■ 03.6818.14A1V

13° SPOT

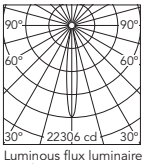

Luminous flux luminaire 1846 lm (EXTREME CUT OFF)

Beam Angle: 13°

h(m)	E(lx)	D(m)
1	22306	0.23
2	5576	0.46
3	2478	0.69
4	1394	0.92
5	892	1.15

3000K - CRI 90

Non Dimmable
- ☐ 03.6822.40A
- ■ 03.6822.14A

Dali
- ☐ 03.6822.40BDA
- ■ 03.6822.14BDA

1-10V
- ☐ 03.6822.40A1V
- ■ 03.6822.14A1V

21° MEDIUM

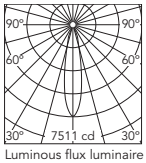

Luminous flux luminaire 1367 lm (EXTREME CUT OFF)

Beam Angle: 21°

h(m)	E(lx)	D(m)
1	7511	0.37
2	1878	0.75
3	835	1.12
4	469	1.49
5	300	1.87

4000K - CRI 90

Non Dimmable
- ☐ 03.6819.40A
- ■ 03.6819.14A

Dali
- ☐ 03.6819.40BDA
- ■ 03.6819.14BDA

1-10V
- ☐ 03.6819.40A1V
- ■ 03.6819.14A1V

21° MEDIUM

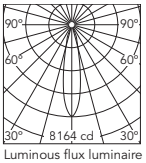

Luminous flux luminaire 1486 lm (EXTREME CUT OFF)

Beam Angle: 21°

h(m)	E(lx)	D(m)
1	8164	0.37
2	2041	0.75
3	907	1.12
4	510	1.49
5	327	1.87

3000K - CRI 90

Non Dimmable
- ☐ 03.6823.40A
- ■ 03.6823.14A

Dali
- ■ 03.6823.40BDA
- ■ 03.6823.14BDA

1-10V
- ☐ 03.6823.40A1V
- ■ 03.6823.14A1V

39° FLOOD

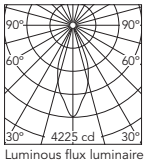

Luminous flux luminaire 1508 lm (EXTREME CUT OFF)

Beam Angle: 39°

h(m)	E(lx)	D(m)
1	4225	0.71
2	1056	1.42
3	469	2.14
4	264	2.85
5	169	3.56

4000K - CRI 90

Non Dimmable
- ☐ 03.6820.40A
- ■ 03.6820.14A

Dali
- ☐ 03.6820.40BDA
- ■ 03.6820.14BDA

1-10V
- ☐ 03.6820.40A1V
- ■ 03.6820.14A1V

39° FLOOD

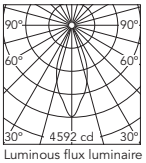

Luminous flux luminaire 1639 lm (EXTREME CUT OFF)

Beam Angle: 39°

h(m)	E(lx)	D(m)
1	4592	0.71
2	1148	1.42
3	510	2.14
4	287	2.85
5	184	3.56

Light Supply Wall-Washer Trim

Light Source: LED Array High Performances 33,2W - 3959 lm - 3000K/CRI 80 / 33,2W - 3225 lm - 3000K/CRI 90 / 33,2W - 3506 lm - 4000K/CRI 90

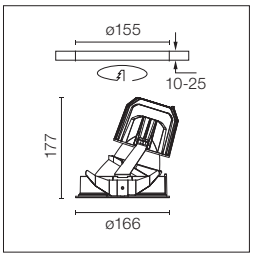

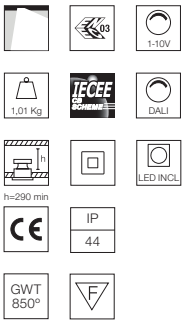

Apparecchio di illuminazione da incasso a LED. Fonte di alimentazione remota 220/240V inclusa.

E= Finitura Esterna
I= Finitura Interna.

Recessed luminaire with LED light source. Remote 220/240V power supply included.

E= External Finish
I= Internal Finish.

3000K - CRI 90

E I Non Dimmable
03.6814.3BA
03.6814.3CA
E I Dali
03.6814.3BBDA
03.6814.3CBDA
E I 1-10V
03.6814.3BA1V
03.6814.3CA1V

36°

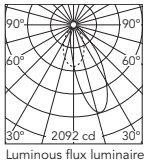

Luminous flux luminaire
1771 lm (EXTREME CUT OFF)

@White Reflector

Beam Angle: 36°

h(m)	E(lx)	D(m)
1	2092	0.74
2	523	1.48
3	232	2.22
4	131	2.95
5	84	3.69

E I Non Dimmable
03.6814.1BA
03.6814.1CA
E I Dali
03.6814.1BBDA
03.6814.1CBDA
E I 1-10V
03.6814.1BA1V
03.6814.1CA1V

34°

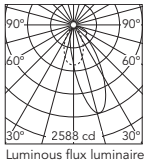

Luminous flux luminaire
1909 lm (EXTREME CUT OFF)

@Aluminium Reflector

Beam Angle: 34°

h(m)	E(lx)	D(m)
1	2588	0.67
2	647	1.35
3	288	2.02
4	162	2.69
5	104	3.37

4000K - CRI 90

E I Non Dimmable
03.6813.3BA
03.6813.3CA
E I Dali
03.6813.3BBDA
03.6813.3CBDA
E I 1-10V
03.6813.3BA1V
03.6813.3CA1V

36°

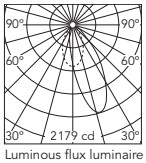

Luminous flux luminaire
1845 lm (EXTREME CUT OFF)

@White Reflector

Beam Angle: 36°

h(m)	E(lx)	D(m)
1	2179	0.74
2	545	1.48
3	242	2.22
4	136	2.95
5	87	3.69

E I Non Dimmable
03.6813.1BA
03.6813.1CA
E I Dali
03.6813.1BBDA
03.6813.1CBDA
E I 1-10V
03.6813.1BA1V
03.6813.1CA1V

34°

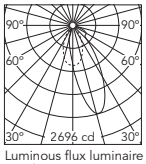

Luminous flux luminaire
1989 lm (EXTREME CUT OFF)

@Aluminium Reflector

Beam Angle: 34°

h(m)	E(lx)	D(m)
1	2696	0.67
2	674	1.35
3	300	2.02
4	168	2.69
5	108	3.37

3000K - CRI 80

E I Non Dimmable
03.6812.3BA
03.6812.3CA
E I Dali
03.6812.3BBDA
03.6812.3CBDA
E I 1-10V
03.6812.3BA1V
03.6812.3CA1V

36°

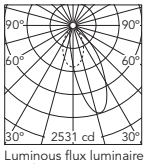

Luminous flux luminaire
2142 lm (EXTREME CUT OFF)

@White Reflector

Beam Angle: 36°

h(m)	E(lx)	D(m)
1	2531	0.74
2	633	1.48
3	281	2.22
4	158	2.95
5	101	3.69

E I Non Dimmable
03.6812.1BA
03.6812.1CA
E I Dali
03.6812.1BBDA
03.6812.1CBDA
E I 1-10V
03.6812.1BA1V
03.6812.1CA1V

34°

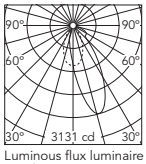

Luminous flux luminaire
2310 lm (EXTREME CUT OFF)

@Aluminium Reflector

Beam Angle: 34°

h(m)	E(lx)	D(m)
1	3131	0.67
2	783	1.35
3	348	2.02
4	196	2.69
5	125	3.37

Light Supply Wall-Washer No Trim

Light Source: LED Array High Performances 33,2W - 3959 lm - 3000K/CRI 80 / 33,2W - 3225 lm - 3000K/CRI 90 / 33,2W - 3506 lm - 4000K/CRI 90

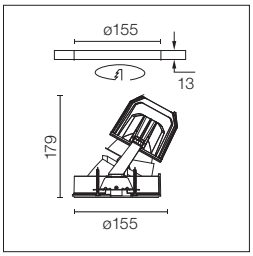

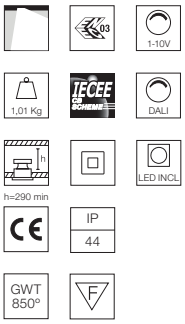

Cornice di pre-installazione. Da ordinare separatamente.

Pre-installation frame. To be ordered separately.

3000K - CRI 90

Non Dimmable

- 03.6829.40A
- 03.6829.06A

Dali

- 03.6829.40BDA
- 03.6829.06BDA

1-10V

- 03.6829.40A1V
- 03.6829.06A1V

36°

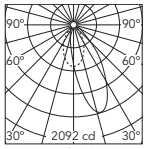

Luminous flux luminaire
1771 lm (EXTREME CUT OFF)

@White Reflector

Beam Angle:	36°	
h(m)	E(lx)	D(m)
1	2092	0.74
2	523	1.48
3	232	2.22
4	131	2.95
5	84	3.69

34°

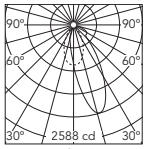

Luminous flux luminaire
1909 lm (EXTREME CUT OFF)

@Aluminium Reflector

Beam Angle:	34°	
h(m)	E(lx)	D(m)
1	2588	0.67
2	647	1.35
3	288	2.02
4	162	2.69
5	104	3.37

4000K - CRI 90

Non Dimmable

- 03.6828.40A
- 03.6828.06A

Dali

- 03.6828.40BDA
- 03.6828.06BDA

1-10V

- 03.6828.40A1V
- 03.6828.06A1V

36°

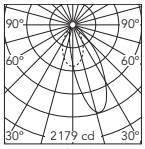

Luminous flux luminaire
1845 lm (EXTREME CUT OFF)

@White Reflector

Beam Angle:	36°	
h(m)	E(lx)	D(m)
1	2179	0.74
2	545	1.48
3	242	2.22
4	136	2.95
5	87	3.69

34°

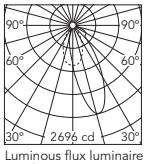

Luminous flux luminaire
1989 lm (EXTREME CUT OFF)

@Aluminium Reflector

Beam Angle:	34°	
h(m)	E(lx)	D(m)
1	2696	0.67
2	674	1.35
3	300	2.02
4	168	2.69
5	108	3.37

3000K - CRI 80

Non Dimmable

- 03.6827.40A
- 03.6827.06A

Dali

- 03.6827.40BDA
- 03.6827.06BDA

1-10V

- 03.6827.40A1V
- 03.6827.06A1V

36°

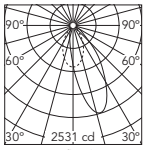

Luminous flux luminaire
2142 lm (EXTREME CUT OFF)

@White Reflector

Beam Angle:	36°	
h(m)	E(lx)	D(m)
1	2531	0.74
2	633	1.48
3	281	2.22
4	158	2.95
5	101	3.69

34°

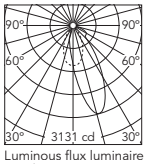

Luminous flux luminaire
2310 lm (EXTREME CUT OFF)

@Aluminium Reflector

Beam Angle:	34°	
h(m)	E(lx)	D(m)
1	3131	0.67
2	783	1.35
3	348	2.02
4	196	2.69
5	125	3.37

Accessori / Accessories

Cornice di pre-installazione.

Pre-installation frame.

Adjustable No Trim
08.8119.00

Fixed No Trim
08.8359.00

Wall-Washer No Trim
08.8137.00

Piastra Soft Architecture per pre-installazione in superfici di cartongesso.

Soft Architecture installation plate for integration in plasterboard.

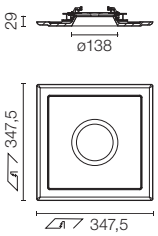

Adjustable No Trim
SA.6600.1

Accessori / Accessories

For LED Array

Riflettore di ricambio per Light Supply Adjustable.	Light Supply Adjustable spare reflector.		Spot 08.8450.00 Medium 08.8451.00 Flood 08.8452.00
Filtro a croce antiabbagliamento.	Screening crosspiece.		08.8242.14
Lente ellittica.	Elliptical lens.		08.8118.68
Honeycomb.	Honeycomb.		Celle Grandi/Big Cells 08.8377.14
Cilindro ad alta efficienza.	Highly-efficient cylinder.		08.8453.40 08.8453.14

WAN DOWNLIGHT

DESIGNED BY JOHANNA GRAWUNDER

LIGHT SOURCE
LED ARRAY
9,2W
945 lm
3000K/CRI 80

LIGHT SOURCE
LED
QT-14
G9

30 Bianco
30 White

05 Alluminio Lucido
05 Polished Aluminium

14 Nero
14 Black

GN Verde
GN Green

Descrizione
Apparecchio di illuminazione da incasso per installazione a soffitto a luce diretta. Anello in alluminio nelle finiture cromato, bianco lucido, verde lucido e nero lucido. Schermo antiabbagliamento.
L'apparecchio è dotato di due differenti anelli con finitura verde lucido e nero lucido, che hanno la funzione di riparare il vetro temperato di sicurezza.

Riflettori
Riflettore in alluminio sabbiato e sbiancato chimicamente.

Unità di Alimentazione
Precablaggio incluso pronto per essere alimentato per mezzo di apparecchiature remote.
Prodotti per l'alimentazione dimmerabile – Consigliamo la lettura del capitolo sul driver per conoscere i casi di declinazione di responsabilità in materia di alimentatori dimmerabili.

Informazioni Aggiuntive
Grado di protezione IP44.
Classe di isolamento II, III, a seconda delle versioni.
Adatti ad installazioni su superfici normalmente infiammabili.

Prima di effettuare l'ordine, si consiglia di informarsi per bene sulle caratteristiche del prodotto che non sono state incluse in questo catalogo e che possono essere determinanti per il suo progetto di installazione, consultando la pagina web di Flos per professionisti, la scheda tecnica del prodotto e le istruzioni per la sua installazione e montaggio.

Conformità e Marchi di Qualità
Apparecchio conforme alla Normativa Tecnica Europea EN60598-1 e relative parti seconde.

Description
Ceiling recessed luminary providing direct light. Aluminum ring, available in chrome, shiny white, enameled green, and shiny black finishes. Low glare shield.
Provided by two different ring due to fix the safety tempered glass, in shiny black and enameled green.

Reflectors
Sanded and chemically bleached aluminum reflector.

Power Supply
Pre-wiring included; ready for remote power supply.
Mains Dimming Products – Please read Mains Dimming disclaimer in drivers chapter.

Additional Information
IP44 protection grade.
Insulation class II, III depending on the versions.
Suitable for installation on normally inflammable surfaces.

Before placing your order, please consult the product details also on the Flos professional website, in its technical data sheet and in the installation and assembly instructions to find all the information that may not be included in this catalogue or that could be relevant to your specific project or installation.

Standard Compliance and Quality Marks
EN60598-1 European Technical Standards and any subsequent additions.

Wan Downlight

Light Source: LED Array DC 500 mA - 9,2W - 945 lm - 3000K/CRI 80

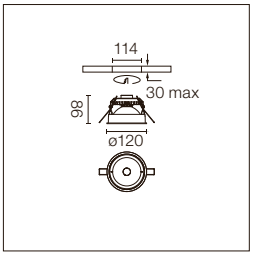

Apparecchio di illuminazione da incasso a LED. Fonte di alimentazione esclusa.

Recessed luminaire with LED light source. Power supply not included.

Alimentazioni raccomandate / Recommended power supply*:

Non Dimmable	60.9768
Dimmable 0/1-10V	RF27961
Dimmable Dali 2	60.9826
Mains Dimming	60.9411
Casambi	60.9207

* Vedi capitolo Drivers / Refer to the Drivers chapter

- 03.6154.30A
- 03.6154.05A
- 03.6154.14A
- 03.6154.GNA

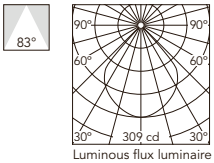

Luminous flux luminaire 436 lm

Beam Angle: 83°

h(m)	E(lx)	D(m)
1	309	1.77
2	77	3.55
3	34	5.32
4	19	7.09
5	12	8.87

Wan Downlight

Light Source: LED QT-14 G9

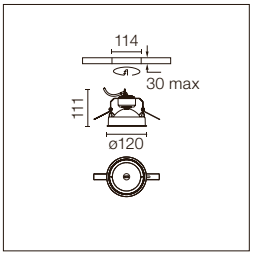

Apparecchio di illuminazione da incasso con alimentazione in tensione di rete.

Recessed luminaire with main voltage source.

- 03.6150.30
- 03.6150.05
- 03.6150.14
- 03.6150.GN

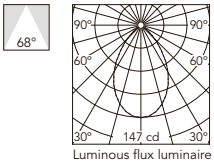

Luminous flux luminaire 460 lm

@Black Ring

Beam Angle: 68°

h(m)	E(lx)	D(m)
1	147	1.35
2	37	2.70
3	16	4.05
4	9	5.40
5	6	6.75

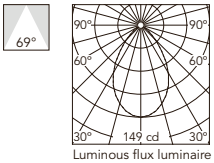

Luminous flux luminaire 460 lm

@Green Ring

Beam Angle: 69°

h(m)	E(lx)	D(m)
1	149	1.38
2	37	2.75
3	17	4.13
4	9	5.50
5	6	6.88

JOHNNY

DESIGNED BY FLOS ARCHITECTURAL

JOHNNY 80
TRIM / NO TRIM
1L ROUND
1L/2L SQUARE

LIGHT SOURCE
POWER LED
6,2W
560 lm
2700K/CRI 90
600 lm
3000K/CRI 90

JOHNNY 80
SEMI-RECESSED
1L/2L SQUARE

LIGHT SOURCE
POWER LED
6,2W
560 lm
2700K/CRI 90
600 lm
3000K/CRI 90

JOHNNY 120
TRIM / NO TRIM
1L ROUND
1L/2L SQUARE

LIGHT SOURCE
LED ARRAY HIGH PERFORMANCE
20W
2049 lm
2700K/CRI 90
2183 lm
3000K/CRI 90

JOHNNY 120
SEMI-RECESSED
1L/2L SQUARE

LIGHT SOURCE
LED ARRAY
18W
1770 lm
2700K/CRI 90
1870 lm
3000K/CRI 90

Johnny 80
Trim / No Trim

☐ 40 Bianco
40 White

■ 14 Nero
14 Black

Johnny 120
Trim

☐ Bianco
White

■ Nero
Black

Johnny 120
No Trim

■ Nero
Black

Interno / Inside ☐ Bianco White ■ Nero Black

Esterno / Outside ☐ 40 Bianco 40 White ■ CE Cemento CE Concrete ■ TK Teck TK Teak ■ 14 Nero 14 Black

Johnny 80 Semi-Recessed

Johnny 120 Semi-Recessed

Può essere ruotato in qualsiasi senso.
Can be rotated in any direction.

Johnny 80

Johnny 120

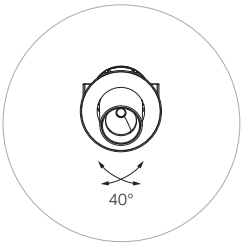

Descrizione
Sistema d'illuminazione a uno o due fuochi orientabili, in versione a incasso (Trim e No Trim) e a semi-incasso per l'installazione a soffitto.
Disponibile in due dimensioni: 80 mm e 120 mm in versione rotonda e quadrata
Sistema di orientamento esclusivo di facile fissaggio che consente l'orientamento preciso del fascio di luce.

Unità di Alimentazione
Fonte di alimentazione a corrente costante 220/240V remota inclusa.
Prodotti per l'alimentazione dimmerabile – Consigliamo la lettura del capitolo sul driver per conoscere i casi di declinazione di responsabilità in materia di alimentatori dimmerabili.

Accessori
Johnny 80:
- Filtro a croce antiabbagliamento e honeycomb compresi nel prodotto
Johnny 120:
- Filtro a croce antiabbagliamento
- Honeycomb
- Lente ellittica
- Lente flood

Informazioni Aggiuntive
Sistema di orientamento integrato nel corpo telescopico per la versione Johnny 80.
Grado di protezione IP20.
Adatti ad installazioni su superfici normalmente infiammabili.

Prima di effettuare l'ordine, si consiglia di informarsi per bene sulle caratteristiche del prodotto che non sono state incluse in questo catalogo e che possono essere determinanti per il suo progetto di installazione, consultando la pagina web di Flos per professionisti, la scheda tecnica del prodotto e le istruzioni per la sua installazione e montaggio.

Conformità e Marchi di Qualità
Apparecchio conforme alla Normativa Tecnica Europea EN60598-1 e relative parti seconde.

Description
Illumination system consisting of one or two adjustable lights, in the embedded version (Trim and No Trim) and semi-embedded version to be installed on the ceiling.
Available in two sizes: 80 mm and 120 mm in round and square versions.
An exclusive, easy and adjustable system that enables an accurate adjustment of the light beam.

Power Supply
Remote constant power supply 220/240V not included.
Mains Dimming Products – Please read Mains Dimming disclaimer in drivers chapter.

Accessories
Johnny 80:
- Screening crosspiece and honeycomb included in the product
Johnny 120:
- Screening crosspiece
- Honeycomb
- Elliptical lens
- Flood lens

Additional Information
The Johnny 80 version has a orientation system integrated into the telescopic body.
IP20 protection grade.
Suitable for installation on normally inflammable surfaces.

Before placing your order, please consult the product details also on the Flos professional website, in its technical data sheet and in the installation and assembly instructions to find all the information that may not be included in this catalogue or that could be relevant to your specific project or installation.

Standard Compliance and Quality Marks
EN60598-1 European Technical Standards and any subsequent additions.

Johnny 80 1L Trim | Johnny 80 1L No Trim | Johnny 80 2L Trim | Johnny 80 2L No Trim | Johnny 80 Semi-Recessed | Johnny 120 Trim | Johnny 120 No Trim | Johnny 120 Semi-Recessed

Johnny Ø80 Trim 1L Round

Light Source: Power LED
Without accessories: DC 500 mA - 6,2W - 560 lm - 2700K/CRI 90 / 6,2W - 600 lm - 3000K/CRI 90
With accessories: DC 450 mA - 5,5W - 505 lm - 2700K/CRI 90 / 5,5W - 540 lm - 3000K/CRI 90

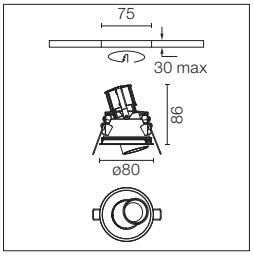

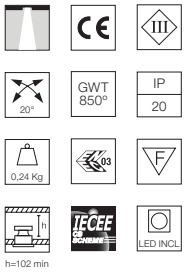

Apparecchio di illuminazione da incasso a LED. Fonte di alimentazione esclusa.

Accessori inclusi (honeycomb e filtro a croce antiabbagliamento).

Recessed luminaire with LED light source. Power supply not included.

Accessories included (honeycomb and screening crosspiece).

Johnny Ø80 No Trim 1L Round

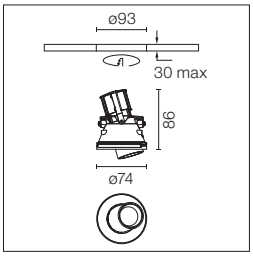

Alimentazioni raccomandate / Recommended power supply*:

	450 mA	500 mA
Non Dimmable	RF31855	RF31855
Dimmable 0/1-10V	RF27961	RF27961
Dimmable Dali 2	60.9222	60.9222
Mains Dimming	60.9467	60.9411
Casambi	60.9207	60.9207

* Vedi capitolo Drivers / Refer to the Drivers chapter

2700K
- ☐ 03.0701.40A
- ■ 03.0701.14A
- ☐ 03.0701.40ANT
- ■ 03.0701.14ANT

11° SPOT

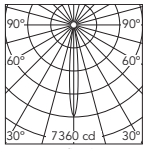

Luminous flux luminaire 385 lm (EXTREME CUT OFF)

Beam Angle: 11°

h(m)	E(lx)	D(m)
1	7360	0.19
2	1840	0.38
3	818	0.57
4	460	0.76
5	294	0.95

3000K
- ☐ 03.0700.40A
- ■ 03.0700.14A
- ☐ 03.0700.40ANT
- ■ 03.0700.14ANT

11° SPOT

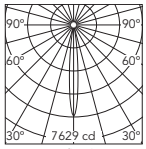

Luminous flux luminaire 399 lm (EXTREME CUT OFF)

Beam Angle: 11°

h(m)	E(lx)	D(m)
1	7629	0.19
2	1907	0.38
3	848	0.57
4	477	0.76
5	305	0.95

2700K
- ☐ 03.0705.40A
- ■ 03.0705.14A
- ☐ 03.0705.40ANT
- ■ 03.0705.14ANT

21° MEDIUM

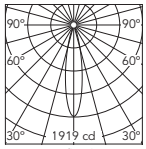

Luminous flux luminaire 359 lm (EXTREME CUT OFF)

Beam Angle: 21°

h(m)	E(lx)	D(m)
1	1919	0.37
2	480	0.74
3	213	1.12
4	120	1.49
5	77	1.86

3000K
- ☐ 03.0704.40A
- ■ 03.0704.14A
- ☐ 03.0704.40ANT
- ■ 03.0704.14ANT

21° MEDIUM

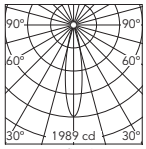

Luminous flux luminaire 373 lm (EXTREME CUT OFF)

Beam Angle: 21°

h(m)	E(lx)	D(m)
1	1989	0.37
2	497	0.74
3	221	1.12
4	124	1.49
5	80	1.86

2700K
- ☐ 03.0709.40A
- ■ 03.0709.14A
- ☐ 03.0709.40ANT
- ■ 03.0709.14ANT

31° FLOOD

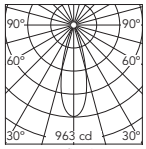

Luminous flux luminaire 300 lm (EXTREME CUT OFF)

Beam Angle: 31°

h(m)	E(lx)	D(m)
1	963	0.55
2	241	1.10
3	107	1.65
4	60	2.20
5	39	2.75

3000K
- ☐ 03.0708.40A
- ■ 03.0708.14A
- ☐ 03.0708.40ANT
- ■ 03.0708.14ANT

31° FLOOD

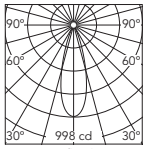

Luminous flux luminaire 311 lm (EXTREME CUT OFF)

Beam Angle: 31°

h(m)	E(lx)	D(m)
1	998	0.55
2	249	1.10
3	111	1.65
4	62	2.20
5	40	2.75

Johnny 80 Trim 1L Square

Light Source: Power LED
Without accessories: DC 500 mA - 6,2W - 560 lm - 2700K/CRI 90 / 6,2W - 600 lm - 3000K/CRI 90
With accessories: DC 450 mA - 5,5W - 505 lm - 2700K/CRI 90 / 5,5W - 540 lm - 3000K/CRI 90

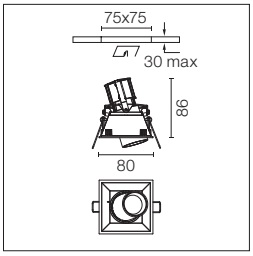

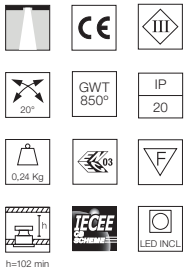

Apparecchio di illuminazione da incasso a LED. Fonte di alimentazione esclusa.

Accessori inclusi (honeycomb e filtro a croce antiabbagliamento).

Recessed luminaire with LED light source. Power supply not included.

Accessories included (honeycomb and screening crosspiece).

Johnny 80 No Trim 1L Square

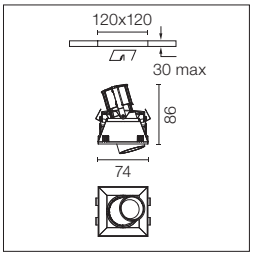

Alimentazioni raccomandate / Recommended power supply*:

	450 mA	500 mA
Non Dimmable	RF31855	RF31855
Dimmable 0/1-10V	RF27961	RF27961
Dimmable Dali 2	60.9222	60.9222
Mains Dimming	60.9467	60.9411
Casambi	60.9207	60.9207

* Vedi capitolo Drivers / Refer to the Drivers chapter

2700K
- ☐ 03.0703.40A
- ■ 03.0703.14A
- ☐ 03.0703.40ANT
- ■ 03.0703.14ANT

11° SPOT

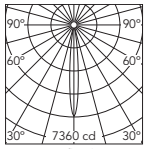

Luminous flux luminaire 385 lm [EXTREME CUT OFF]

Beam Angle: 11°

h(m)	E(lx)	D(m)
1	7360	0.19
2	1840	0.38
3	818	0.57
4	460	0.76
5	294	0.95

3000K
- ☐ 03.0702.40A
- ■ 03.0702.14A
- ☐ 03.0702.40ANT
- ■ 03.0702.14ANT

11° SPOT

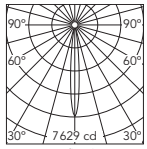

Luminous flux luminaire 399 lm [EXTREME CUT OFF]

Beam Angle: 11°

h(m)	E(lx)	D(m)
1	7629	0.19
2	1907	0.38
3	848	0.57
4	477	0.76
5	305	0.95

2700K
- ☐ 03.0707.40A
- ■ 03.0707.14A
- ☐ 03.0707.40ANT
- ■ 03.0707.14ANT

21° MEDIUM

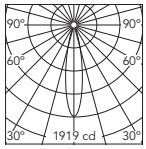

Luminous flux luminaire 359 lm [EXTREME CUT OFF]

Beam Angle: 21°

h(m)	E(lx)	D(m)
1	1919	0.37
2	480	0.74
3	213	1.12
4	120	1.49
5	77	1.86

3000K
- ☐ 03.0706.40A
- ■ 03.0706.14A
- ☐ 03.0706.40ANT
- ■ 03.0706.14ANT

21° MEDIUM

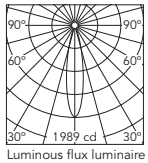

Luminous flux luminaire 373 lm [EXTREME CUT OFF]

Beam Angle: 21°

h(m)	E(lx)	D(m)
1	1989	0.37
2	497	0.74
3	221	1.12
4	124	1.49
5	80	1.86

2700K
- ☐ 03.0711.40A
- ■ 03.0711.14A
- ☐ 03.0711.40ANT
- ■ 03.0711.14ANT

31° FLOOD

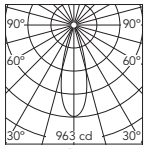

Luminous flux luminaire 300 lm [EXTREME CUT OFF]

Beam Angle: 31°

h(m)	E(lx)	D(m)
1	963	0.55
2	241	1.10
3	107	1.65
4	60	2.20
5	39	2.75

3000K
- ☐ 03.0710.40A
- ■ 03.0710.14A
- ☐ 03.0710.40ANT
- ■ 03.0710.14ANT

31° FLOOD

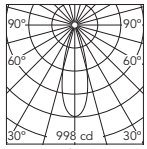

Luminous flux luminaire 311 lm [EXTREME CUT OFF]

Beam Angle: 31°

h(m)	E(lx)	D(m)
1	998	0.55
2	249	1.10
3	111	1.65
4	62	2.20
5	40	2.75

Johnny 80 Trim 2L Square

Light Source: Power LED
Without accessories: 500 mA - 2x6,2W - 2x560 lm - 2700K/CRI 90 / 2x6,2W - 2x600 lm - 3000K/CRI 90
With accessories: DC 450 mA - 2x5,5W - 2x505 lm - 2700K/CRI 90 / 2x5,5W - 2x540 lm - 3000K/CRI 90

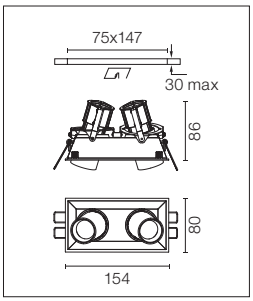

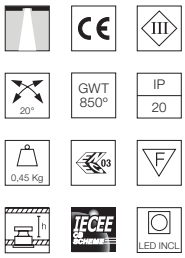

Apparecchio di illuminazione da incasso a LED. Fonte di alimentazione esclusa. Si richiede una fonte di alimentazione per ogni corpo ottico.

Recessed luminaire with LED light source. Power supply not included. Requires one power supply for each optic body.

Accessori inclusi (honeycomb e filtro a croce antiabbagliamento).

Accessories included (honeycomb and screening crosspiece).

Johnny 80 No Trim 2L Square

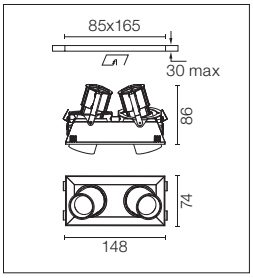

Cornice di pre-installazione da ordinare separatamente.

Pre-installation frame. To be ordered separately.

Alimentazioni raccomandate / Recommended power supply*:

	450 mA	500 mA
Non Dimmable	RF31855	RF31855
Dimmable 0/1-10V	RF27961	RF27961
Dimmable Dali 2	60.9222	60.9222
Mains Dimming	60.9467	60.9411
Casambi	60.9207	60.9207

* Vedi capitolo Drivers / Refer to the Drivers chapter

2700K
- ☐ 03.0713.40A
- ■ 03.0713.14A
- ☐ 03.0713.40ANT
- ■ 03.0713.14ANT

11° SPOT

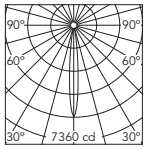

Luminous flux luminaire 385 lm (EXTREME CUT OFF)

Beam Angle: 11°

h(m)	E(lx)	D(m)
1	7360	0.19
2	1840	0.38
3	818	0.57
4	460	0.76
5	294	0.95

3000K
- ☐ 03.0712.40A
- ■ 03.0712.14A
- ☐ 03.0712.40ANT
- ■ 03.0712.14ANT

11° SPOT

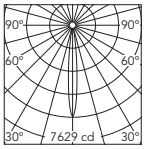

Luminous flux luminaire 399 lm (EXTREME CUT OFF)

Beam Angle: 11°

h(m)	E(lx)	D(m)
1	7629	0.19
2	1907	0.38
3	848	0.57
4	477	0.76
5	305	0.95

2700K
- ☐ 03.0715.40A
- ■ 03.0715.14A
- ☐ 03.0715.40ANT
- ■ 03.0715.14ANT

21° MEDIUM

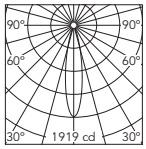

Luminous flux luminaire 359 lm (EXTREME CUT OFF)

Beam Angle: 21°

h(m)	E(lx)	D(m)
1	1919	0.37
2	480	0.74
3	213	1.12
4	120	1.49
5	77	1.86

3000K
- ☐ 03.0714.40A
- ■ 03.0714.14A
- ☐ 03.0714.40ANT
- ■ 03.0714.14ANT

21° MEDIUM

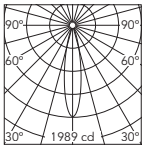

Luminous flux luminaire 373 lm (EXTREME CUT OFF)

Beam Angle: 21°

h(m)	E(lx)	D(m)
1	1989	0.37
2	497	0.74
3	221	1.12
4	124	1.49
5	80	1.86

2700K
- ☐ 03.0717.40A
- ■ 03.0717.14A
- ☐ 03.0717.40ANT
- ■ 03.0717.14ANT

31° FLOOD

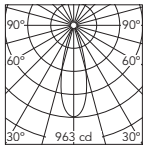

Luminous flux luminaire 300 lm (EXTREME CUT OFF)

Beam Angle: 31°

h(m)	E(lx)	D(m)
1	963	0.55
2	241	1.10
3	107	1.65
4	60	2.20
5	39	2.75

3000K
- ☐ 03.0716.40A
- ■ 03.0716.14A
- ☐ 03.0716.40ANT
- ■ 03.0716.14ANT

31° FLOOD

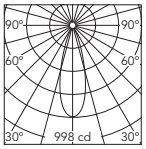

Luminous flux luminaire 311 lm (EXTREME CUT OFF)

Beam Angle: 31°

h(m)	E(lx)	D(m)
1	998	0.55
2	249	1.10
3	111	1.65
4	62	2.20
5	40	2.75

Johnny 80 Semi-Recessed 1L Square

Light Source: Power LED
Without accessories: DC 500 mA - 6,2W - 560 lm - 2700K/CRI 90 / 6,2W - 600 lm - 3000K/CRI 90
With accessories: DC 450 mA - 5,5W - 505 lm - 2700K/CRI 90 / 5,5W - 540 lm - 3000K/CRI 90

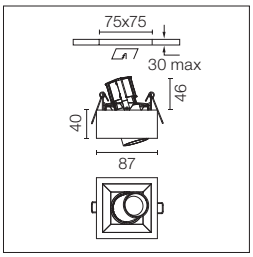



Apparecchio di illuminazione da semi-incasso a LED. Fonte di alimentazione esclusa.

Accessori inclusi (honeycomb e filtro a croce antiabbagliamento).

E= Finitura Esterna
I= Finitura Interna

Semi-recessed luminaire with LED light source. Power supply not included.

Accessories included (honeycomb and screening crosspiece).

E= External Finish
I= Internal Finish

Alimentazioni raccomandate / Recommended power supply*:

	450 mA	500 mA
Non Dimmable	RF31855	RF31855
Dimmable 0/1-10V	RF27961	RF27961
Dimmable Dali 2	60.9222	60.9222
Mains Dimming	60.9467	60.9411
Casambi	60.9207	60.9207

* Vedi capitolo Drivers / Refer to the Drivers chapter

E I **2700K**
03.0761.40A
03.0761.CEA
03.0761.TKA
03.0761.14A
E I
03.0719.40A
03.0719.CEA
03.0719.TKA
03.0719.14A

11° SPOT

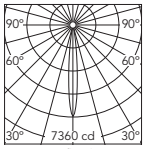

Luminous flux luminaire
385 lm (EXTREME CUT OFF)

Beam Angle: 11°

h(m)	E(lx)	D(m)
1	7360	0.19
2	1840	0.38
3	818	0.57
4	460	0.76
5	294	0.95

E I **3000K**
03.0760.40A
03.0760.CEA
03.0760.TKA
03.0760.14A
E I
03.0718.40A
03.0718.CEA
03.0718.TKA
03.0718.14A

11° SPOT

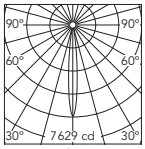

Luminous flux luminaire
399 lm (EXTREME CUT OFF)

Beam Angle: 11°

h(m)	E(lx)	D(m)
1	7629	0.19
2	1907	0.38
3	848	0.57
4	477	0.76
5	305	0.95

E I **2700K**
03.0763.40A
03.0763.CEA
03.0763.TKA
03.0763.14A
E I
03.0721.40A
03.0721.CEA
03.0721.TKA
03.0721.14A

21° MEDIUM

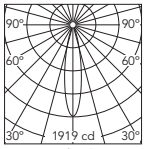

Luminous flux luminaire
359 lm (EXTREME CUT OFF)

Beam Angle: 21°

h(m)	E(lx)	D(m)
1	1919	0.37
2	480	0.74
3	213	1.12
4	120	1.49
5	77	1.86

E I **3000K**
03.0762.40A
03.0762.CEA
03.0762.TKA
03.0762.14A
E I
03.0720.40A
03.0720.CEA
03.0720.TKA
03.0720.14A

21° MEDIUM

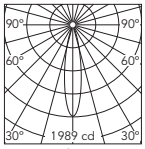

Luminous flux luminaire
373 lm (EXTREME CUT OFF)

Beam Angle: 21°

h(m)	E(lx)	D(m)
1	1989	0.37
2	497	0.74
3	221	1.12
4	124	1.49
5	80	1.86

E I **2700K**
03.0765.40A
03.0765.CEA
03.0765.TKA
03.0765.14A
E I
03.0723.40A
03.0723.CEA
03.0723.TKA
03.0723.14A

31° FLOOD

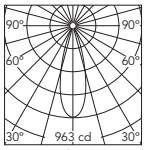

Luminous flux luminaire
300 lm (EXTREME CUT OFF)

Beam Angle: 31°

h(m)	E(lx)	D(m)
1	963	0.55
2	241	1.10
3	107	1.65
4	60	2.20
5	39	2.75

E I **3000K**
03.0764.40A
03.0764.CEA
03.0764.TKA
03.0764.14A
E I
03.0722.40A
03.0722.CEA
03.0722.TKA
03.0722.14A

31° FLOOD

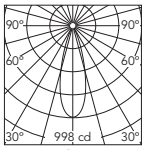

Luminous flux luminaire
311 lm (EXTREME CUT OFF)

Beam Angle: 31°

h(m)	E(lx)	D(m)
1	998	0.55
2	249	1.10
3	111	1.65
4	62	2.20
5	40	2.75

Johnny 80 Semi-Recessed 2L Square

Light Source: Power LED
Without accessories: 500 mA - 2x6,2W - 2x560 lm - 2700K/CRI 90 / 2x6,2W - 2x600 lm - 3000K/CRI 90
With accessories: DC 450 mA - 2x5,5W - 2x505 lm - 2700K/CRI 90 / 2x5,5W - 2x540 lm - 3000K/CRI 90

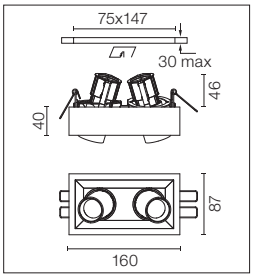

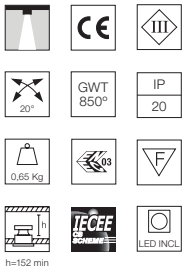

Apparecchio di illuminazione da semi-incasso a LED. Fonte di alimentazione esclusa. Si richiede una fonte di alimentazione per ogni corpo ottico.

Semi-recessed luminaire with LED light source. Power supply not included. Requires one power supply for each optic body.

Accessori inclusi (honeycomb e filtro a croce antiabbagliamento).

Accessories included (honeycomb and screening crosspiece).

E= Finitura Esterna
I= Finitura Interna

E= External Finish
I= Internal Finish

Alimentazioni raccomandate / Recommended power supply*:

	450 mA	500 mA
Non Dimmable	RF31855	RF31855
Dimmable 0/1-10V	RF27961	RF27961
Dimmable Dali 2	60.9222	60.9222
Mains Dimming	60.9467	60.9411
Casambi	60.9207	60.9207

* Vedi capitolo Drivers / Refer to the Drivers chapter

E I **2700K**
03.0771.40A
03.0771.CEA
03.0771.TKA
03.0771.14A
E I
03.0731.40A
03.0731.CEA
03.0731.TKA
03.0731.14A

11° SPOT

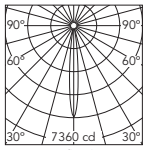

Luminous flux luminaire
385 lm (EXTREME CUT OFF)

Beam Angle: 11°

h(m)	E(lx)	D(m)
1	7360	0.19
2	1840	0.38
3	818	0.57
4	460	0.76
5	294	0.95

E I **3000K**
03.0770.40A
03.0770.CEA
03.0770.TKA
03.0770.14A
E I
03.0730.40A
03.0730.CEA
03.0730.TKA
03.0730.14A

11° SPOT

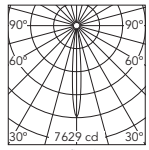

Luminous flux luminaire
399 lm (EXTREME CUT OFF)

Beam Angle: 11°

h(m)	E(lx)	D(m)
1	7629	0.19
2	1907	0.38
3	848	0.57
4	477	0.76
5	305	0.95

E I **2700K**
03.0773.40A
03.0773.CEA
03.0773.TKA
03.0773.14A
E I
03.0733.40A
03.0733.CEA
03.0733.TKA
03.0733.14A

21° MEDIUM

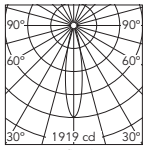

Luminous flux luminaire
359 lm (EXTREME CUT OFF)

Beam Angle: 21°

h(m)	E(lx)	D(m)
1	1919	0.37
2	480	0.74
3	213	1.12
4	120	1.49
5	77	1.86

E I **3000K**
03.0772.40A
03.0772.CEA
03.0772.TKA
03.0772.14A
E I
03.0732.40A
03.0732.CEA
03.0732.TKA
03.0732.14A

21° MEDIUM

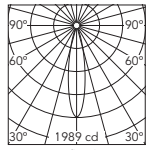

Luminous flux luminaire
373 lm (EXTREME CUT OFF)

Beam Angle: 21°

h(m)	E(lx)	D(m)
1	1989	0.37
2	497	0.74
3	221	1.12
4	124	1.49
5	80	1.86

E I **2700K**
03.0775.40A
03.0775.CEA
03.0775.TKA
03.0775.14A
E I
03.0735.40A
03.0735.CEA
03.0735.TKA
03.0735.14A

31° FLOOD

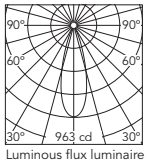

Luminous flux luminaire
300 lm (EXTREME CUT OFF)

Beam Angle: 31°

h(m)	E(lx)	D(m)
1	963	0.55
2	241	1.10
3	107	1.65
4	60	2.20
5	39	2.75

E I **3000K**
03.0774.40A
03.0774.CEA
03.0774.TKA
03.0774.14A
E I
03.0734.40A
03.0734.CEA
03.0734.TKA
03.0734.14A

31° FLOOD

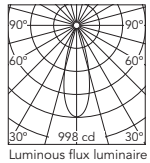

Luminous flux luminaire
311 lm (EXTREME CUT OFF)

Beam Angle: 31°

h(m)	E(lx)	D(m)
1	998	0.55
2	249	1.10
3	111	1.65
4	62	2.20
5	40	2.75

Accessori / Accessories

Johnny 80 No Trim 1L

Cornice di installazione No Trim.
Johnny ø80.

Johnny ø80 Round
☐ 08.9102.00

Installation frame No Trim.
Johnny ø80.

Cornice di installazione No Trim.
Johnny □80.

Johnny □80 Square
☐ 08.9103.00

Installation frame No Trim.
Johnny □80.

Johnny 80 No Trim 2L Square

Cornice di installazione No Trim.
Johnny 80 2L Square.

☐ 08.9105.00

Installation frame No Trim.
Johnny 80 2L Square.

Johnny 120 Light Source

Light Source:
Without accessories: LED Array High Performance DC 500 mA - 20W - 2049 lm - 2700K/CRI 90 / 20W - 2183 lm - 3000K/CRI 90
With accessories: LED Array High Performance DC 450 mA - 18W - 1862 lm - 2700K/CRI 90 / 18W - 1984 lm - 3000K/CRI 90
Without accessories: LED Array DC 500 mA - 18W - 1770 lm - 2700K/CRI 90 / 18W - 1870 lm - 3000K/CRI 90
With accessories: LED Array DC 450 mA - 16W - 1612 lm - 2700K/CRI 90 / 16W - 1704 lm - 3000K/CRI 90

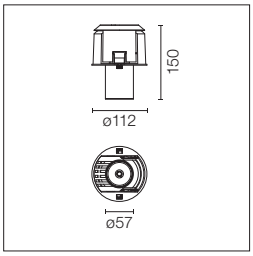



Apparecchio di illuminazione da incasso a LED. Fonte di alimentazione esclusa. È necessario una fonte di alimentazione per ogni sorgente luminosa.

Recessed luminaire with LED light source. Power supply not included. One driver is needed per each light source.

**Part number with certificate: 0741 / 0743 / 0745 / 0740 / 0742 / 0744

Alimentazioni raccomandate / Recommended power supply*:

Non Dimmable	RF31855
Dimmable 0/1-10V	RF27961
Dimmable Dali 2	60.9222
Mains Dimming	60.9467
Casambi	60.9207

* Vedi capitolo Drivers / Refer to the Drivers chapter

High Performance 2700K
03.0801.40A
03.0801.14A

21° SPOT

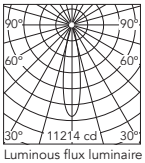

Luminous flux luminaire 1814 lm

Beam Angle: 21°

h(m)	E(lx)	D(m)
1	11214	0.37
2	2804	0.74
3	1246	1.11
4	701	1.48
5	449	1.85

High Performance 3000K
03.0800.40A
03.0800.14A

21° SPOT

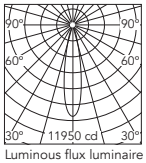

Luminous flux luminaire 1933 lm

Beam Angle: 21°

h(m)	E(lx)	D(m)
1	11950	0.37
2	2988	0.74
3	1328	1.11
4	747	1.48
5	478	1.85

2700K
03.0741.40
03.0741.14

13° SPOT

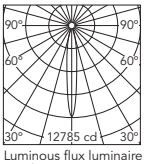

Luminous flux luminaire 1324 lm (EXTREME CUT OFF)

Beam Angle: 13°

h(m)	E(lx)	D(m)
1	12785	0.22
2	3196	0.44
3	1421	0.66
4	799	0.88
5	511	1.10

3000K
03.0740.40
03.0740.14

13° SPOT

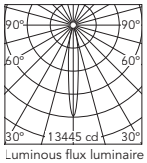

Luminous flux luminaire 1393 lm (EXTREME CUT OFF)

Beam Angle: 13°

h(m)	E(lx)	D(m)
1	13445	0.22
2	3361	0.44
3	1494	0.66
4	840	0.88
5	538	1.10

High Performance 2700K
03.0803.40A
03.0803.14A

27° MEDIUM

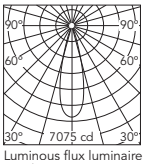

Luminous flux luminaire 1544 lm

Beam Angle: 27°

h(m)	E(lx)	D(m)
1	7075	0.49
2	1769	0.98
3	786	1.47
4	442	1.96
5	283	2.44

High Performance 3000K
03.0802.40A
03.0802.14A

27° MEDIUM

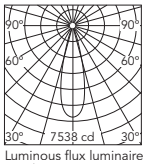

Luminous flux luminaire 1645 lm

Beam Angle: 27°

h(m)	E(lx)	D(m)
1	7538	0.49
2	1884	0.98
3	838	1.47
4	471	1.96
5	302	2.44

2700K
03.0743.40
03.0743.14

22° MEDIUM

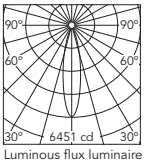

Luminous flux luminaire 1222 lm (EXTREME CUT OFF)

Beam Angle: 22°

h(m)	E(lx)	D(m)
1	6451	0.39
2	1613	0.79
3	717	1.18
4	403	1.58
5	258	1.97

3000K
03.0742.40
03.0742.14

22° MEDIUM

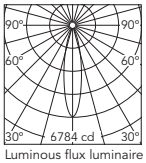

Luminous flux luminaire 1285 lm (EXTREME CUT OFF)

Beam Angle: 22°

h(m)	E(lx)	D(m)
1	6784	0.39
2	1696	0.79
3	754	1.18
4	424	1.58
5	271	1.97

High Performance 2700K
03.0805.40A
03.0805.14A

36° FLOOD

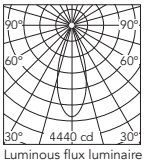

Luminous flux luminaire 1519 lm

Beam Angle: 36°

h(m)	E(lx)	D(m)
1	4440	0.64
2	1110	1.28
3	493	1.92
4	277	2.56
5	178	3.20

High Performance 3000K
03.0804.40A
03.0804.14A

36° FLOOD

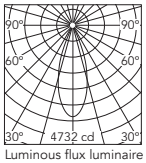

Luminous flux luminaire 1619 lm

Beam Angle: 36°

h(m)	E(lx)	D(m)
1	4732	0.64
2	1183	1.28
3	526	1.92
4	296	2.56
5	189	3.20

2700K
03.0745.40
03.0745.14

41° FLOOD

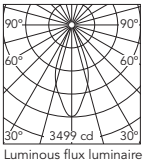

Luminous flux luminaire 1456 lm (EXTREME CUT OFF)

Beam Angle: 41°

h(m)	E(lx)	D(m)
1	3499	0.75
2	875	1.50
3	389	2.25
4	219	3.00
5	140	3.75

3000K
03.0744.40
03.0744.14

41° FLOOD

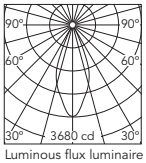

Luminous flux luminaire 1531 lm (EXTREME CUT OFF)

Beam Angle: 41°

h(m)	E(lx)	D(m)
1	3680	0.75
2	920	1.50
3	409	2.25
4	230	3.00
5	147	3.75

Johnny 120 Round 1L – Recessed Universal Frame

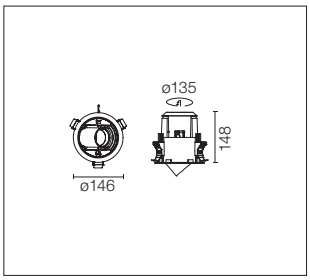

Codice unico per montaggio a incasso Trim o No Trim.
08.0555.00=cornice bianca compresa per completare la finitura Trim.
08.0505.00=cornici bianche e nere comprese come optional per completare la finitura Trim.

Unique reference for Trim or No Trim recessed installation.
08.0555.00=includes white frame to complete Trim finishing.
08.0505.00=includes optional white and black frames to complete Trim finishing.

☐ 08.0555.00
+
1x Light Source
+
1x Driver

■ 08.0505.00
+
1x Light Source
+
1x Driver

Johnny 120 Square 1L – Recessed Universal Frame

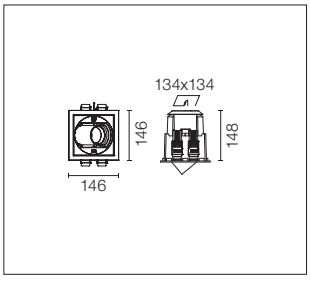

Codice unico per montaggio a incasso Trim o No Trim.
08.0550.00=cornice bianca compresa per completare la finitura Trim.
08.0500.00=cornici bianche e nere comprese come optional per completare la finitura Trim.

Unique reference for Trim or No Trim recessed installation.
08.0550.00=includes white frame to complete Trim finishing.
08.0500.00=includes optional white and black frames to complete Trim finishing.

☐ 08.0550.00
+
1x Light Source
+
1x Driver

■ 08.0500.00
+
1x Light Source
+
1x Driver

Johnny 120 Square 2L – Recessed Universal Frame



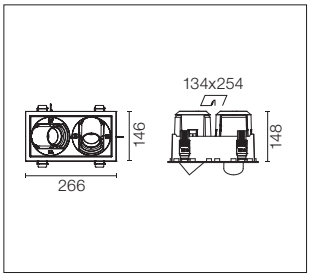

Codice unico per montaggio a incasso Trim o No Trim.
08.0551.00=cornice bianca compresa per completare la finitura Trim.
08.0501.00=cornici bianche e nere comprese come optional per completare la finitura Trim.

Unique reference for Trim or No Trim recessed installation.
08.0551.00=includes white frame to complete Trim finishing.
08.0501.00=includes optional white and black frames to complete Trim finishing.

☐ 08.0551.00
+
2x Light Source
+
2x Driver

■ 08.0501.00
+
2x Light Source
+
2x Driver

Johnny 120 Semi-Recessed 1L Square – Housing

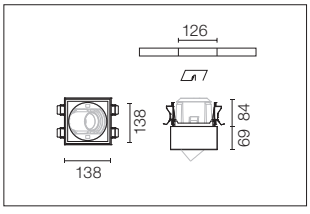

E I
08.0556.40
08.0556.CE
08.0556.TK
08.0556.14
+
1x Light Source
+
1x Driver

E I
08.0506.40
08.0506.CE
08.0506.TK
08.0506.14
+
1x Light Source
+
1x Driver

Johnny 120 Semi-Recessed 2L Square – Housing

E I
08.0557.40
08.0557.CE
08.0557.TK
08.0557.14
+
2x Light Source
+
2x Driver

E I
08.0507.40
08.0507.CE
08.0507.TK
08.0507.14
+
2x Light Source
+
2x Driver

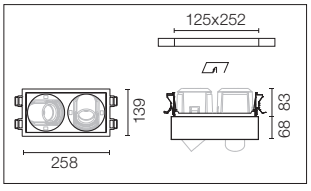

Light Source:
With accessories: LED Array High Performance DC 450 mA - 18W - 1862 lm - 2700K/CRI 90 / 18W - 1984 lm - 3000K/CRI 90
With accessories: LED Array DC 450 mA - 16W - 1612 lm - 2700K/CRI 90 / 16W - 1704 lm - 3000K/CRI 90

Accessori / Accessories

Filtro a croce antiabbagliamento Screening crosspiece		08.8429.00
Lente ellittica Elliptical lens		08.8431.00
Lente flood Flood lens		08.8432.00
Honeycomb Honeycomb		08.8428.00
Cono di schermatura Snoot shielding cone	29	08.0526.00

HOW TO ORDER JOHNNY 120

TRIM / NO TRIM 1L ROUND

Universal frame

08.0505.00

08.0555.00

+

1x Light Source*

	2700K	3000K	2700K High Perf.	3000K High Perf.
Spot	03.0741.40 03.0741.14	03.0740.40 03.0740.14	03.0801.40 03.0801.14	03.0800.40 03.0800.14
Medium	03.0743.40 03.0743.14	03.0742.40 03.0742.14	03.0803.40 03.0803.14	03.0802.40 03.0802.14
Flood	03.0745.40 03.0745.14	03.0744.40 03.0744.14	03.0805.40 03.0805.14	03.0804.40 03.0804.14

=

No Trim

Trim White

Trim Black

TRIM / NO TRIM 1L SQUARE

Universal frame

08.0500.00

08.0550.00

+

1x Light Source*

	2700K	3000K	2700K High Perf.	3000K High Perf.
Spot	03.0741.40 03.0741.14	03.0740.40 03.0740.14	03.0801.40 03.0801.14	03.0800.40 03.0800.14
Medium	03.0743.40 03.0743.14	03.0742.40 03.0742.14	03.0803.40 03.0803.14	03.0802.40 03.0802.14
Flood	03.0745.40 03.0745.14	03.0744.40 03.0744.14	03.0805.40 03.0805.14	03.0804.40 03.0804.14

=

No Trim

Trim White

Trim Black

TRIM / NO TRIM 2L SQUARE

Universal frame

08.0501.00

08.0551.00

+

2x Light Source*

	2700K	3000K	2700K High Perf.	3000K High Perf.
Spot	03.0741.40 03.0741.14	03.0740.40 03.0740.14	03.0801.40 03.0801.14	03.0800.40 03.0800.14
Medium	03.0743.40 03.0743.14	03.0742.40 03.0742.14	03.0803.40 03.0803.14	03.0802.40 03.0802.14
Flood	03.0745.40 03.0745.14	03.0744.40 03.0744.14	03.0805.40 03.0805.14	03.0804.40 03.0804.14

=

No Trim

Trim White

Trim Black

* Fonte di alimentazione esclusa. È necessario una fonte di alimentazione per ogni sorgente luminosa / Power supply not included. One driver is needed per each light source.

HOW TO ORDER JOHNNY 120

SEMI-RECESSED 1L SQUARE

Housing

08.0506.40 08.0506.CE 08.0506.TK 08.0506.14

08.0556.40 08.0556.CE 08.0556.TK 08.0556.14

+

1x Light Source*

	2700K	3000K	2700K High Perf.	3000K High Perf.
Spot	03.0741.40 03.0741.14	03.0740.40 03.0740.14	03.0801.40 03.0801.14	03.0800.40 03.0800.14
Medium	03.0743.40 03.0743.14	03.0742.40 03.0742.14	03.0803.40 03.0803.14	03.0802.40 03.0802.14
Flood	03.0745.40 03.0745.14	03.0744.40 03.0744.14	03.0805.40 03.0805.14	03.0804.40 03.0804.14

=

White Concrete Teak Black

SEMI-RECESSED 2L SQUARE

Housing

08.0507.40 08.0507.CE 08.0507.TK 08.0507.14

08.0557.40 08.0557.CE 08.0557.TK 08.0557.14

+

2x Light Source*

	2700K	3000K	2700K High Perf.	3000K High Perf.
Spot	03.0741.40 03.0741.14	03.0740.40 03.0740.14	03.0801.40 03.0801.14	03.0800.40 03.0800.14
Medium	03.0743.40 03.0743.14	03.0742.40 03.0742.14	03.0803.40 03.0803.14	03.0802.40 03.0802.14
Flood	03.0745.40 03.0745.14	03.0744.40 03.0744.14	03.0805.40 03.0805.14	03.0804.40 03.0804.14

=

White Concrete Teak Black

* Fonte di alimentazione esclusa. È necessario una fonte di alimentazione per ogni sorgente luminosa / Power supply not included. One driver is needed per each light source.

SPOTLIGHTS

Light Shadow Spot, Camera, Find Me,
UT Spot&Pro, Wan Spot.

NEW

LIGHT SHADOW SPOT

DESIGNED BY FLOS ARCHITECTURAL

NEW

Descrizione
Serie di faretti che la tecnologia esclusiva e brevettata di Flos mette a disposizione della famiglia d'apparecchi d'illuminazione Light Shadow, con lenti bifocali e corpo ottico con una ampia schermatura e massimo comfort visuale.
Ecco perché questa famiglia di faretti (disponibili per binari trifase e per i sistemi e le strutture compatibili di Flos) rappresenta la tecnologia più avanzata in materia di gestione ottica della luce per questa tipologia di prodotti. Non esiste un'altra forma di trattare meglio il flusso bruto della fonte luminosa e ciò deriva in una Light Output Ratio eccellente in tutte le sue opzioni di fasci d'illuminazione (beam angle). Tutto questo e la distribuzione omogenea e impeccabile della luce fanno di questa famiglia di faretti lo strumento d'illuminazione perfetto per i progetti professionali più esigenti.
Questa tecnologia all'avanguardia è concentrata in un prodotto compatto, dalla forma semplice ed essenziale. Inoltre, i faretti Light Shadow Spot sono disponibili con differenti rifiniture, tra le quali troviamo sofisticate opzioni metalliche che ne fanno degli elementi di decorazione unici nel loro genere. Su richiesta sono disponibili altre opzioni colorate, tanto per le rifiniture degli elementi cilindrici (external) quanto dei coni interni (internal) o delle parti posteriori, i braccetti e gli adattatori (rear).

Sistema Ottico
Questa famiglia di prodotti offre delle opzioni di fasci luminosi in tutte le gamme, da Super Spot a Wide Flood. Si consultino le opzioni disponibili per ogni modello.

Sistemi di Controllo
I faretti Light Shadow Spot sono disponibili nelle versioni dimmerabili in base al protocollo Casambi, DALI e con sensore potenziometrico integrato. Si consultino le informazioni corrispondenti a ogni modello.

Accessori
Tutti i modelli dispongono di accessori opzionali:
- Schermo nido d'ape
- Filtri Dicroici CCT.

Informazioni addizionali
Prima di effettuare l'ordine, si consiglia di conoscere a fondo le caratteristiche del prodotto, consultando la pagina web di Flos, la scheda tecnica del prodotto e le istruzioni per l' installazione e il montaggio, in modo da completare le informazioni che non sono state raccolte in questo catalogo o che sono state aggiornate posteriormente alla sua pubblicazione e che potrebbero essere importanti per un progetto o un'installazione specifica.

Conformità con la Normativa e i Marchi di Controllo di Qualità
Gli apparecchi d'illuminazioni sono conformi alla Normativa Tecnica Europea EN60598-1 seconde parti.

Description
A range of spots that offers the exclusive and patented Flos technology for its Light Shadow family of luminaires, with double focal lenses and high shielding optical body and maximum visual comfort.
As a result, this family of spots (available for standard three-phase tracks and for compatible Flos systems and structures) represents the technological zenith in optical light management for this type of product.
The unbeatable treatment of the raw light source flux results in an excellent Light Output Ratio in any of its beam angles. This, together with an even and impeccable light distribution, makes this family of spotlights the perfect lighting tool for the most demanding professional projects. These state-of-the-art technical conditions are found in a compact, simple and essential product. The Light Shadow Spots are also available in different finishes, including sophisticated metallic features that make them stand out as a decorative element with a personality of its own. Other color options are available on request, both for the cylindrical bodies' finishes (external) and for the inner cones (internal), or the rear parts, arm and adapter (rear).

Optical System
The product family offers Beam Angle options from Super Spot to Wide Flood. Please see specific options for each model.

Control Systems
Light Shadow Spots are available in dimmable options under Casambi, DALI protocols and with integrated potentiometer. Please refer to specific options for each model.

Accessories
Optional accessories are available for all models:
- Honeycomb.
- CCT dichroic filters.

Additional Information
Before placing your order, please consult the product details also in the Flos professional website, in its technical data sheet and in the installation and assembly instructions in order to know in detail all the information that may not be included in this catalogue, that may have been updated online after this edition or that could be relevant to your project or specific installation.

Standard Compliance and Quality Marks
Luminaire complies with the European Technical Standard EN60598-1 and secondary parts.

FLOS
CONTROL BY CASAMBI

Available on the App Store

GET IT ON Google Play

NEW

LIGHT SHADOW SPOT

DESIGNED BY FLOS ARCHITECTURAL

LIGHT SHADOW SPOT 45	LIGHT SHADOW SPOT 60
LIGHT SOURCE LED ARRAY 11,5W 844 lm 3000K/CRI 90 915 lm 4000K/CRI 90	**LIGHT SOURCE** LED ARRAY Up to 22W Up to 1751 lm 3000K/CRI 90 Up to 1815 lm 4000K/CRI 90

40 Bianco
40 White

14 Nero
14 Black

40.78/YU/C6 All White

EQ Rame Spazzolato
EQ Brushed Copper

ER Acciaio Spazzolato
ER Brushed Steel

ES Bronzo Spazzolato
ES Brushed Bronze

NEW

THE TRACKING MAGNET & INFRA-STRUCTURE

LIGHT SHADOW SPOT 30

LIGHT SOURCE
POWER LED
4,5W
257 lm
2700K/CRI 90
263 lm
3000K/CRI 90

LIGHT SHADOW SPOT 45

LIGHT SOURCE
LED ARRAY
10W
799 lm
2700K/CRI 90
844 lm
3000K/CRI 90

LIGHT SHADOW SPOT 60

LIGHT SOURCE
LED ARRAY
Up to 20W
Up to 1563 lm
2700K/CRI 90
Up to 1751 lm
3000K/CRI 90

* Vedi capitolo The Tracking Magnet & Infra-Structure / Refer to The Tracking Magnet & Infra-Structure chapter

THE RUNNING MAGNET

LIGHT SHADOW SPOT 30

LIGHT SOURCE
POWER LED
4W
257 lm
2700K/CRI 90
263 lm
3000K/CRI 90

LIGHT SHADOW SPOT 45

LIGHT SOURCE
LED ARRAY
10W
756 lm
2700K/CRI 90
799 lm
3000K/CRI 90

* Vedi capitolo The Running Magnet / Refer to The Running Magnet chapter

NEW

Light Shadow Spot 45

Light Source: LED Array 11,5W - 844 lm - 3000K/CRI 90 / 11,5W - 915 lm - 4000K/CRI 90

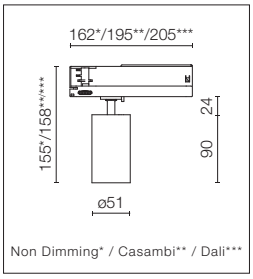

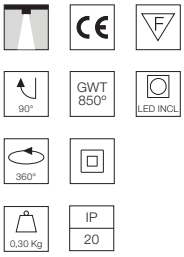

Faretto da installare su un binario trifase con fonte di luce LED. Fonte di alimentazione 220-240V, 50-60Hz integrata.
Per tutte le rifiniture è disponibile l'adattatore a binario, il braccetto e la parte posteriore della testina in colore nero. Per le versioni "bianco assoluto", l'adattatore a binario, il braccetto e la parte posteriore della testina sono bianchi. Lo schermo è sempre disponibile con la rifinitura anti-abbaglio in nero tecnico patinato.
Per altre rifiniture, consultare.

Projector to be installed on three-phase track with LED light source. Built-in 220-240V, 50-60Hz power supply.
All finishes come with black track adapter, arm and back of the head. In the "all white" versions the track adapter, arm and back of the head come in white. The display is always offered in high gloss technical black anti-glare finish.
For other finishes, please consult us.

Optic Spot - 3000K

Non Dimmable

- 05.9205.40
- 05.9205.14
- 05.9205.ER
- 05.9205.ES
- 05.9205.EQ
- 05.9205.40.78

15° SPOT

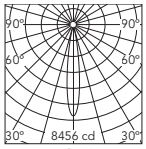

Luminous flux luminaire 686 lm

Beam Angle:		15°
h(m)	E(lx)	D(m)
1	8456	0.27
2	2114	0.54
3	940	0.80
4	528	1.07
5	338	1.34

Dali 2

- 05.9205.40ADA
- 05.9205.14ADA
- 05.9205.ERADA
- 05.9205.ESADA
- 05.9205.EQADA
- 05.9205.40AYU

Casambi

- 05.9205.40ACB
- 05.9205.14ACB
- 05.9205.ERACB
- 05.9205.ESACB
- 05.9205.EQACB
- 05.9205.40AC6

Optic Spot - 4000K

Non Dimmable

- 05.9210.40
- 05.9210.14
- 05.9210.ER
- 05.9210.ES
- 05.9210.EQ
- 05.9210.40.78

15° SPOT

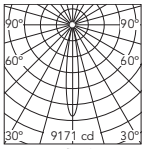

Luminous flux luminaire 744 lm

Beam Angle:		15°
h(m)	E(lx)	D(m)
1	9171	0.27
2	2293	0.54
3	1019	0.80
4	573	1.07
5	367	1.34

Dali 2

- 05.9210.40ADA
- 05.9210.14ADA
- 05.9210.ERADA
- 05.9210.ESADA
- 05.9210.EQADA
- 05.9210.40AYU

Casambi

- 05.9210.40ACB
- 05.9210.14ACB
- 05.9210.ERACB
- 05.9210.ESACB
- 05.9210.EQACB
- 05.9210.40AC6

Optic Medium - 3000K

Non Dimmable

- 05.9206.40
- 05.9206.14
- 05.9206.ER
- 05.9206.ES
- 05.9206.EQ
- 05.9206.40.78

21° MEDIUM

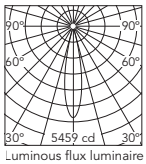

Luminous flux luminaire 682 lm

Beam Angle:		21°
h(m)	E(lx)	D(m)
1	5459	0.36
2	1365	0.73
3	607	1.09
4	341	1.46
5	218	1.82

Dali 2

- 05.9206.40ADA
- 05.9206.14ADA
- 05.9206.ERADA
- 05.9206.ESADA
- 05.9206.EQADA
- 05.9206.40AYU

Casambi

- 05.9206.40ACB
- 05.9206.14ACB
- 05.9206.ERACB
- 05.9206.ESACB
- 05.9206.EQACB
- 05.9206.40AC6

Optic Medium - 4000K

Non Dimmable

- 05.9211.40
- 05.9211.14
- 05.9211.ER
- 05.9211.ES
- 05.9211.EQ
- 05.9211.40.78

21° MEDIUM

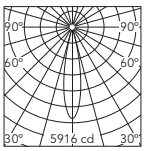

Luminous flux luminaire 739 lm

Beam Angle:		21°
h(m)	E(lx)	D(m)
1	5916	0.36
2	1479	0.73
3	657	1.09
4	370	1.46
5	237	1.82

Dali 2

- 05.9211.40ADA
- 05.9211.14ADA
- 05.9211.ERADA
- 05.9211.ESADA
- 05.9211.EQADA
- 05.9211.40AYU

Casambi

- 05.9211.40ACB
- 05.9211.14ACB
- 05.9211.ERACB
- 05.9211.ESACB
- 05.9211.EQACB
- 05.9211.40AC6

NEW

Optic Flood - 3000K

Non Dimmable

- 05.9207.40
- 05.9207.14
- 05.9207.ER
- 05.9207.ES
- 05.9207.EQ
- 05.9207.40.78

31°
FLOOD

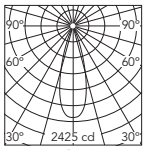

Luminous flux luminaire
682 lm

Beam Angle: 31°

h(m)	E(lx)	D(m)
1	2424	0.56
2	606	1.11
3	269	1.67
4	152	2.22
5	97	2.78

Dali 2

- 05.9207.40ADA
- 05.9207.14ADA
- 05.9207.ERADA
- 05.9207.ESADA
- 05.9207.EQADA
- 05.9207.40AYU

Casambi

- 05.9207.40ACB
- 05.9207.14ACB
- 05.9207.ERACB
- 05.9207.ESACB
- 05.9207.EQACB
- 05.9207.40AC6

Optic Flood - 4000K

Non Dimmable

- 05.9212.40
- 05.9212.14
- 05.9212.ER
- 05.9212.ES
- 05.9212.EQ
- 05.9212.40.78

31°
FLOOD

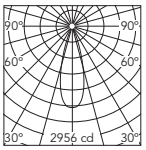

Luminous flux luminaire
739 lm

Beam Angle: 31°

h(m)	E(lx)	D(m)
1	2627	0.56
2	657	1.11
3	292	1.67
4	164	2.22
5	105	2.78

Dali 2

- 05.9212.40ADA
- 05.9212.14ADA
- 05.9212.ERADA
- 05.9212.ESADA
- 05.9212.EQADA
- 05.9212.40AYU

Casambi

- 05.9212.40ACB
- 05.9212.14ACB
- 05.9212.ERACB
- 05.9212.ESACB
- 05.9212.EQACB
- 05.9212.40AC6

NEW

Light Shadow Spot 60

Light Source: Super Spot: LED Array 11W - 844 lm - 3000K/CRI 90 / 11W - 915 lm - 4000K/CRI 90
S/M/F/WF: LED Array 22W - 1751 lm - 3000K/CRI 90 / 22W - 1815 lm - 4000K/CRI 90

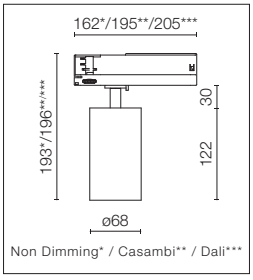

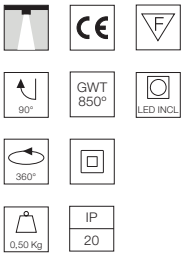

Faretto da installare su un binario trifase con fonte di luce LED. Fonte di alimentazione 220-240V, 50-60Hz integrata.
Per tutte le rifiniture è disponibile l'adattatore a binario, il braccetto e la parte posteriore della testina in colore nero. Per le versioni "bianco assoluto", l'adattatore a binario, il braccetto e la parte posteriore della testina sono bianchi. Lo schermo è sempre disponibile con la rifinitura anti-abbaglio in nero tecnico patinato.
Per altre rifiniture, consultare.

Projector to be installed on three-phase track with LED light source. Built-in 220-240V, 50-60Hz power supply.
All finishes come with black track adapter, arm and back of the head. In the "all white" versions the track adapter, arm and back of the head come in white. The display is always offered in high gloss technical black anti-glare finish.
For other finishes, please consult us.

Optic Super Spot - 3000K

Non Dimmable

- 05.9235.40
- 05.9235.14
- 05.9235.ER
- 05.9235.ES
- 05.9235.EQ
- 05.9235.40.78

9° SUPER SPOT

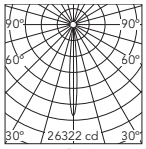

Luminous flux luminaire 808 lm

Beam Angle: 9°

h(m)	E(lx)	D(m)
1	26322	0.16
2	6581	0.32
3	2925	0.48
4	1645	0.64
5	1053	0.80

Dali 2

- 05.9235.40ADA
- 05.9235.14ADA
- 05.9235.ERADA
- 05.9235.ESADA
- 05.9235.EQADA
- 05.9235.40AYU

Casambi

- 05.9235.40ACB
- 05.9235.14ACB
- 05.9235.ERACB
- 05.9235.ESACB
- 05.9235.EQACB
- 05.9235.40AC6

Optic Super Spot - 4000K

Non Dimmable

- 05.9240.40
- 05.9240.14
- 05.9240.ER
- 05.9240.ES
- 05.9240.EQ
- 05.9240.40.78

9° SUPER SPOT

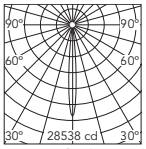

Luminous flux luminaire 876 lm

Beam Angle: 9°

h(m)	E(lx)	D(m)
1	28538	0.16
2	7134	0.32
3	3171	0.48
4	1784	0.64
5	1142	0.80

Dali 2

- 05.9240.40ADA
- 05.9240.14ADA
- 05.9240.ERADA
- 05.9240.ESADA
- 05.9240.EQADA
- 05.9240.40AYU

Casambi

- 05.9240.40ACB
- 05.9240.14ACB
- 05.9240.ERACB
- 05.9240.ESACB
- 05.9240.EQACB
- 05.9240.40AC6

Optic Spot - 3000K

Non Dimmable

- 05.9236.40
- 05.9236.14
- 05.9236.ER
- 05.9236.ES
- 05.9236.EQ
- 05.9236.40.78

15° SPOT

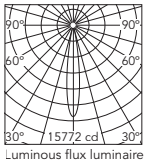

Luminous flux luminaire 1375 lm

Beam Angle: 15°

h(m)	E(lx)	D(m)
1	15772	0.27
2	3943	0.54
3	1752	0.81
4	986	1.09
5	631	1.36

Dali 2

- 05.9236.40ADA
- 05.9236.14ADA
- 05.9236.ERADA
- 05.9236.ESADA
- 05.9236.EQADA
- 05.9236.40AYU

Casambi

- 05.9236.40ACB
- 05.9236.14ACB
- 05.9236.ERACB
- 05.9236.ESACB
- 05.9236.EQACB
- 05.9236.40AC6

Optic Spot - 4000K

Non Dimmable

- 05.9241.40
- 05.9241.14
- 05.9241.ER
- 05.9241.ES
- 05.9241.EQ
- 05.9241.40.78

15° SPOT

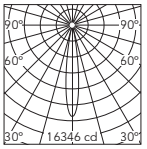

Luminous flux luminaire 1425 lm

Beam Angle: 15°

h(m)	E(lx)	D(m)
1	16346	0.27
2	4086	0.54
3	1816	0.81
4	1022	1.09
5	654	1.36

Dali 2

- 05.9241.40ADA
- 05.9241.14ADA
- 05.9241.ERADA
- 05.9241.ESADA
- 05.9241.EQADA
- 05.9241.40AYU

Casambi

- 05.9241.40ACB
- 05.9241.14ACB
- 05.9241.ERACB
- 05.9241.ESACB
- 05.9241.EQACB
- 05.9241.40AC6

NEW

Optic Medium - 3000K

Non Dimmable

- 05.9237.40
- 05.9237.14
- 05.9237.ER
- 05.9237.ES
- 05.9237.EQ
- 05.9237.40.78

26°
MEDIUM

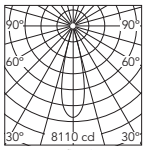

Luminous flux luminaire
1427 lm

Beam Angle: 26°

h(m)	E(lx)	D(m)
1	8110	0.45
2	2027	0.91
3	901	1.36
4	507	1.82
5	324	2.27

Dali 2

- 05.9237.40ADA
- 05.9237.14ADA
- 05.9237.ERADA
- 05.9237.ESADA
- 05.9237.EQADA
- 05.9237.40AYU

Casambi

- 05.9237.40ACB
- 05.9237.14ACB
- 05.9237.ERACB
- 05.9237.ESACB
- 05.9237.EQACB
- 05.9237.40AC6

Optic Medium - 4000K

Non Dimmable

- 05.9242.40
- 05.9242.14
- 05.9242.ER
- 05.9242.ES
- 05.9242.EQ
- 05.9242.40.78

26°
MEDIUM

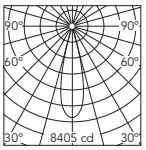

Luminous flux luminaire
1479 lm

Beam Angle: 26°

h(m)	E(lx)	D(m)
1	8405	0.45
2	2101	0.91
3	934	1.36
4	525	1.82
5	336	2.27

Dali 2

- 05.9242.40ADA
- 05.9242.14ADA
- 05.9242.ERADA
- 05.9242.ESADA
- 05.9242.EQADA
- 05.9242.40AYU

Casambi

- 05.9242.40ACB
- 05.9242.14ACB
- 05.9242.ERACB
- 05.9242.ESACB
- 05.9242.EQACB
- 05.9242.40AC6

Optic Flood - 3000K

Non Dimmable

- 05.9238.40
- 05.9238.14
- 05.9238.ER
- 05.9238.ES
- 05.9238.EQ
- 05.9238.40.78

33°
FLOOD

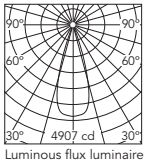

Luminous flux luminaire
1431 lm

Beam Angle: 33°

h(m)	E(lx)	D(m)
1	4907	0.60
2	1227	1.20
3	545	1.80
4	307	2.40
5	196	3.00

Dali 2

- 05.9238.40ADA
- 05.9238.14ADA
- 05.9238.ERADA
- 05.9238.ESADA
- 05.9238.EQADA
- 05.9238.40AYU

Casambi

- 05.9238.40ACB
- 05.9238.14ACB
- 05.9238.ERACB
- 05.9238.ESACB
- 05.9238.EQACB
- 05.9238.40AC6

Optic Flood - 4000K

Non Dimmable

- 05.9243.40
- 05.9243.14
- 05.9243.ER
- 05.9243.ES
- 05.9243.EQ
- 05.9243.40.78

33°
FLOOD

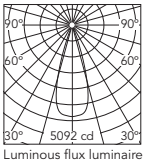

Luminous flux luminaire
1485 lm

Beam Angle: 33°

h(m)	E(lx)	D(m)
1	5092	0.60
2	1273	1.20
3	566	1.80
4	318	2.40
5	204	3.00

Dali 2

- 05.9243.40ADA
- 05.9243.14ADA
- 05.9243.ERADA
- 05.9243.ESADA
- 05.9243.EQADA
- 05.9243.40AYU

Casambi

- 05.9243.40ACB
- 05.9243.14ACB
- 05.9243.ERACB
- 05.9243.ESACB
- 05.9243.EQACB
- 05.9243.40AC6

Optic Wide Flood - 3000K

Non Dimmable

- 05.9239.40
- 05.9239.14
- 05.9239.ER
- 05.9239.ES
- 05.9239.EQ
- 05.9239.40.78

43°
WIDE FLOOD

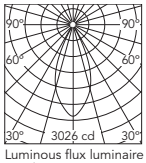

Luminous flux luminaire
1390 lm

Beam Angle: 43°

h(m)	E(lx)	D(m)
1	3026	0.79
2	757	1.59
3	336	2.38
4	189	3.17
5	121	3.97

Dali 2

- 05.9239.40ADA
- 05.9239.14ADA
- 05.9239.ERADA
- 05.9239.ESADA
- 05.9239.EQADA
- 05.9239.40AYU

Casambi

- 05.9239.40ACB
- 05.9239.14ACB
- 05.9239.ERACB
- 05.9239.ESACB
- 05.9239.EQACB
- 05.9239.40AC6

Optic WideFlood - 4000K

Non Dimmable

- 05.9244.40
- 05.9244.14
- 05.9244.ER
- 05.9244.ES
- 05.9244.EQ
- 05.9244.40.78

43°
WIDE FLOOD

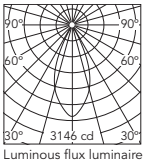

Luminous flux luminaire
1445 lm

Beam Angle: 43°

h(m)	E(lx)	D(m)
1	3146	0.79
2	787	1.59
3	350	2.38
4	197	3.17
5	126	3.97

Dali 2

- 05.9244.40ADA
- 05.9244.14ADA
- 05.9244.ERADA
- 05.9244.ESADA
- 05.9244.EQADA
- 05.9244.40AYU

Casambi

- 05.9244.40ACB
- 05.9244.14ACB
- 05.9244.ERACB
- 05.9244.ESACB
- 05.9244.EQACB
- 05.9244.40AC6

Accessori / Accessories

Light Shadow Spot 45

Pannello nido d'ape	Honeycomb		08.0793.00
Filtro bicromatico CCT	Dichroic CCT Filter		Increase 3000K >> 3600±75K 4000K >> 5100±75K 08.0794.00
			Decrease 3000K >> 2700±75K 4000K >> 3400±75K 08.0795.00

Light Shadow Spot 60

Pannello nido d'ape	Honeycomb		Super Spot 08.0175.14
			Spot / Medium / Flood / Wide Flood 08.0176.14
Filtro bicromatico CCT	Dichroic CCT Filter		Increase Super Spot 3000K >> 3600±75K 4000K >> 5100±75K 08.0796.00
			Spot / Medium / Flood / Wide Flood 3000K >> 3600±75K 4000K >> 5100±75K 08.0798.00
			Decrease Super Spot 3000K >> 2700±75K 4000K >> 3400±75K 08.0797.00
			Spot / Medium / Flood / Wide Flood 3000K >> 2700±75K 4000K >> 3400±75K 08.0799.00

CAMERA

DESIGNED BY KNUD HOLSCHER

CAMERA 60

LIGHT SOURCE
LED ARRAY
Up to 20W
3000K/CRI 97
Up to 1585 lm
3500K/CRI 97
Up to 1697 lm

CAMERA 90

LIGHT SOURCE
LED ARRAY
Up to 32W
3000K/CRI 97
Up to 2585 lm
3500K/CRI 97
Up to 2715 lm

☐ WA Bianco Tessuto
WA Textured White

■ DR Antracite
DR Anthracite

Descrizione
Apparecchio per interni da installare a binario trifase disponibile con sorgenti luminose a tecnologia Led di alta potenza in versione dimmerabile e non dimmerabile.
La famiglia è disponibile in due misure (60 / 90).
Il corpo ottico dell'apparecchio è il risultato di un' attenta ricerca ottica. Lente a doppio fuoco sviluppata da FLOS appositamente per questi prodotti. Garantisce il massimo controllo ottico e un'omogeneità della luce eccezionale.
Camera sfrutta i benefici di un'innovativa lente in silicone micro texturizzata che permette un controllo estremo oltre a raggiungere un'efficienza assoluta, resistenza al calore e massima qualità nella distribuzione della luce.
L'apparecchio integra un LED ARRAY abbinato ad un controllo speciale del fascio luminoso che permette di ottenere fasci molto stretti e illuminazione generale diffusa secondo le esigenze. Gruppo ottico cut-off integrato.
Il Kit ottico disponibile include 5 aperture di fascio differenziate, ognuna sviluppataper un'applicazione speciale. Sia nel caso di fasci intensivi che di effetti di luce diffusa, il controllo ottico è sempre eccezionale e la luce spuria è totalmente assente.

Unità di Alimentazione
Alimentatore a corrente continua incluso disponibile nelle versoni non regolabile o regolabile tramite "on board dimmer" integrato, DALI e Casambi.
Per gestione con il sistema Casambi (Max. 200 apparecchi) è necessario ordinare apparecchi di illuminazione in versione Casambi. Per la gestione e controllo del sistema Casambi è necessario scaricare la APP FLOS Control® powered by Casambi (disponibile in Apple Store e Google Play) per dispositivi mobili.

Accessori
- Disponibile honeycomb.

Conformità e Marchi di Qualità
Apparecchio conforme alla Normativa Tecnica Europea EN60598-1 e relative parti seconde.

Prima di effettuare l'ordine, si consiglia di informarsi per bene sulle caratteristiche del prodotto che non sono state incluse in questo catalogo e che possono essere determinanti per il suo progetto di installazione, consultando la pagina web di Flos per professionisti, la scheda tecnica del prodotto e le istruzioni per la sua installazione e montaggio.

Description
Luminaire for indoor use to be mounted on three phase track, available in LED technology light sources and in dimmable and non-dimmable versions.
The family is available in two sizes (60 / 90).
The optical housing of the luminaire is the result of a careful optical research. Dual focus lens specifically developed by FLOS for these products. Ensures maximum optical control and exceptionally even light beams.
Camera takes advantage of an innovative micro-textured silicone lens that allows extreme control as well as providing absolute efficiency, heat resistance and maximum quality in light distribution.
It incorporates an LED Array with an innovative light projection treatment that allows very narrow optics and general lighting. Integrated full cut-off.
The optical kit available includes 5 differentiated beam openings, each developed for a specific target application. Whether it's intensive beams or diffused light effects, optical control is always exceptional and fall-off is totally absent.

Power Supply
Not dimmable or dimmable 220-240V, constant current, power supply included. Dimmable versions are available with DALI, Casambi or come with a built-in on board dimmer.
For Casambi management (Max. 200 luminaires) it is mandatory to use fixtures in the Casambi version.
For managing and controlling the Casambi system, the FLOS Control® app powered by Casambi for mobile devices is required (available in the Apple Store and Google Play).

Accessories
- Honeycomb available.

Standard Compliance and Quality Marks
EN60598-1 European Technical Standards and any subsequent additions.

Before placing your order, please consult the product details also on the Flos professional website, in its technical data sheet and in the installation and assembly instructions to find all the information that may not be included in this catalogue or that could be relevant to your specific project or installation.

FLOS
CONTROL BY CASAMBI

Available on the App Store

GET IT ON Google Play

Camera 60 - GA 69

Light Source: Super Spot: LED Array 13W - 779 lm - 3000K/CRI 97 / 13W - 817 lm - 3500K/CRI 97
S/M/F/WF: LED Array 20W - 1585 lm - 3000K/CRI 97 / 20W - 1697 lm - 3500K/CRI 97

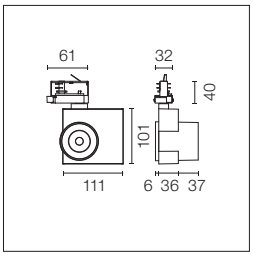

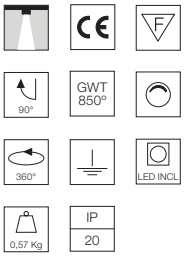

Proiettore per installazione su binario trifase con fonte di luce LED. Fonte di alimentazione 220-240V, 50-60Hz integrata.

Spotlight to be installed on 3-phase track with LED light source. 220-240V, 50-60Hz power supply integrated.

Optic Super Spot 3000K

Non Dimmable
09.8110.WA
09.8110.DR
On Board Dimmer
09.8110.WA.PC
09.8110.DR.PC

9° SUPER SPOT

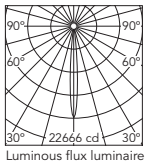

Luminous flux luminaire 711 lm

Beam Angle: 9°

h(m)	E(lx)	D(m)
1	22666	0.16
2	5667	0.32
3	2518	0.48
4	1417	0.63
5	907	0.79

Optic Super Spot 3500K

Non Dimmable
09.8115.WA
09.8115.DR
On Board Dimmer
09.8115.WA.PC
09.8115.DR.PC

9° SUPER SPOT

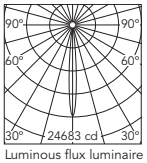

Luminous flux luminaire 774 lm

Beam Angle: 9°

h(m)	E(lx)	D(m)
1	24683	0.16
2	6171	0.32
3	2743	0.48
4	1543	0.63
5	987	0.79

Optic Spot 3000K

Non Dimmable
09.8111.WA
09.8111.DR
On Board Dimmer
09.8111.WA.PC
09.8111.DR.PC

15° SPOT

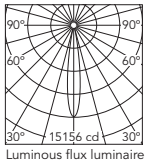

Luminous flux luminaire 1299 lm

Beam Angle: 15°

h(m)	E(lx)	D(m)
1	15156	0.27
2	3789	0.54
3	1684	0.81
4	947	1.09
5	606	1.36

Optic Spot 3500K

Non Dimmable
09.8116.WA
09.8116.DR
On Board Dimmer
09.8116.WA.PC
09.8116.DR.PC

15° SPOT



Luminous flux luminaire 1391 lm

Beam Angle: 15°

h(m)	E(lx)	D(m)
1	16229	0.27
2	4057	0.54
3	1803	0.81
4	1014	1.09
5	649	1.36

Optic Medium 3000K

Non Dimmable
09.8112.WA
09.8112.DR
On Board Dimmer
09.8112.WA.PC
09.8112.DR.PC

23° MEDIUM

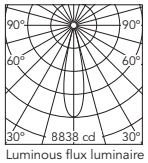

Luminous flux luminaire 1266 lm

Beam Angle: 23°

h(m)	E(lx)	D(m)
1	8838	0.41
2	2210	0.81
3	982	1.22
4	552	1.62
5	354	2.03

Optic Medium 3500K

Non Dimmable
09.8117.WA
09.8117.DR
On Board Dimmer
09.8117.WA.PC
09.8117.DR.PC

23° MEDIUM

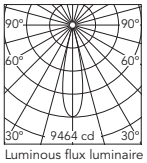

Luminous flux luminaire 1356 lm

Beam Angle: 23°

h(m)	E(lx)	D(m)
1	9464	0.41
2	2366	0.81
3	1052	1.22
4	591	1.62
5	379	2.03

Optic Flood 3000K

Non Dimmable
09.8113.WA
09.8113.DR
On Board Dimmer
09.8113.WA.PC
09.8113.DR.PC

34° FLOOD

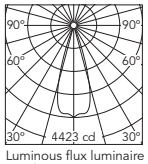

Luminous flux luminaire 1310 lm

Beam Angle: 34°

h(m)	E(lx)	D(m)
1	4423	0.61
2	1106	1.21
3	491	1.82
4	276	2.42
5	177	3.03

Optic Flood 3500K

Non Dimmable
09.8118.WA
09.8118.DR
On Board Dimmer
09.8118.WA.PC
09.8118.DR.PC

34° FLOOD

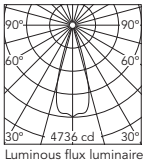

Luminous flux luminaire 1403 lm

Beam Angle: 34°

h(m)	E(lx)	D(m)
1	4736	0.61
2	1184	1.21
3	526	1.82
4	296	2.42
5	189	3.03

Optic Wide Flood 3000K

Non Dimmable
09.8114.WA
09.8114.DR
On Board Dimmer
09.8114.WA.PC
09.8114.DR.PC

50° WIDE FLOOD

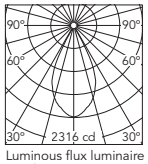

Luminous flux luminaire 1280 lm

Beam Angle: 50°

h(m)	E(lx)	D(m)
1	2316	0.94
2	579	1.89
3	257	2.83
4	145	3.77
5	92	4.72

Optic Wide Flood 3500K

Non Dimmable
09.8119.WA
09.8119.DR
On Board Dimmer
09.8119.WA.PC
09.8119.DR.PC

50° WIDE FLOOD

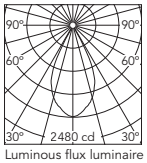

Luminous flux luminaire 1371 lm

Beam Angle: 50°

h(m)	E(lx)	D(m)
1	2480	0.94
2	620	1.89
3	276	2.83
4	155	3.77
5	99	4.72

Accessori / Accessories

Camera 60

Honeycomb
Honeycomb

Super Spot / Spot
08.0175.14
Medium / Flood / Wide Flood
08.0176.14

Camera 60 - GA 600

Light Source: Super Spot: LED Array 13W - 779 lm - 3000K/CRI 97 / 13W - 817 lm - 3500K/CRI 97
S/M/F/WF: LED Array 20W - 1585 lm - 3000K/CRI 97 / 20W - 1697 lm - 3500K/CRI 97

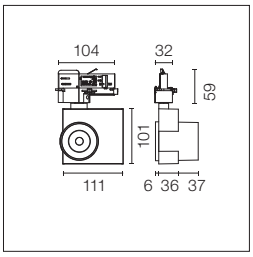

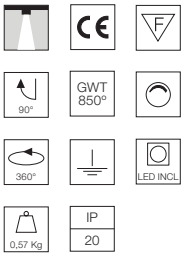

Proiettore per installazione su binario trifase con fonte di luce LED. Fonte di alimentazione 220-240V, 50-60Hz integrata.
Per la versione DALI sono necessari profili dimmerabili (consultare capitolo “Tracks”).

Spotlight to be installed on 3-phase track with LED light source. 220-240V, 50-60Hz power supply integrated.
DALI version requires dimmable tracks (please refer to the “Tracks” chapter).

Optic Super Spot 3000K

Dali Version
09.8110.WA.DA
09.8110.DR.DA

9° SUPER SPOT

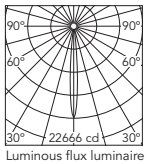

Luminous flux luminaire 711 lm

Beam Angle: 9°

h(m)	E(lx)	D(m)
1	22666	0.16
2	5667	0.32
3	2518	0.48
4	1417	0.63
5	907	0.79

Optic Spot 3000K

Dali Version
09.8111.WA.DA
09.8111.DR.DA

15° SPOT

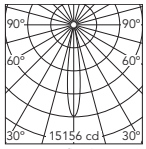

Luminous flux luminaire 1299 lm

Beam Angle: 15°

h(m)	E(lx)	D(m)
1	15156	0.27
2	3789	0.54
3	1684	0.81
4	947	1.09
5	606	1.36

Optic Medium 3000K

Dali Version
09.8112.WA.DA
09.8112.DR.DA

23° MEDIUM

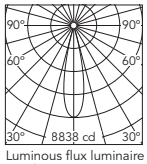

Luminous flux luminaire 1266 lm

Beam Angle: 23°

h(m)	E(lx)	D(m)
1	8838	0.41
2	2210	0.81
3	982	1.22
4	552	1.62
5	354	2.03

Optic Flood 3000K

Dali Version
09.8113.WA.DA
09.8113.DR.DA

34° FLOOD

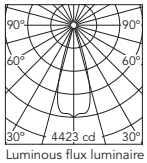

Luminous flux luminaire 1310 lm

Beam Angle: 34°

h(m)	E(lx)	D(m)
1	4423	0.61
2	1106	1.21
3	491	1.82
4	276	2.42
5	177	3.03

Optic Wide Flood 3000K

Dali Version
09.8114.WA.DA
09.8114.DR.DA

50° WIDE FLOOD

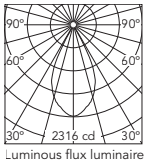

Luminous flux luminaire 1280 lm

Beam Angle: 50°

h(m)	E(lx)	D(m)
1	2316	0.94
2	579	1.89
3	257	2.83
4	145	3.77
5	92	4.72

Optic Super Spot 3500K

Dali Version
09.8115.WA.DA
09.8115.DR.DA

9° SUPER SPOT

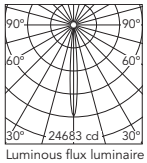

Luminous flux luminaire 774 lm

Beam Angle: 9°

h(m)	E(lx)	D(m)
1	24683	0.16
2	6171	0.32
3	2743	0.48
4	1543	0.63
5	987	0.79

Optic Spot 3500K

Dali Version
09.8116.WA.DA
09.8116.DR.DA

15° SPOT

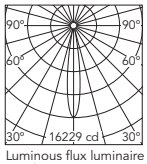

Luminous flux luminaire 1391 lm

Beam Angle: 15°

h(m)	E(lx)	D(m)
1	16229	0.27
2	4057	0.54
3	1803	0.81
4	1014	1.09
5	649	1.36

Optic Medium 3500K

Dali Version
09.8117.WA.DA
09.8117.DR.DA

23° MEDIUM

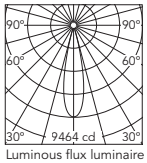

Luminous flux luminaire 1356 lm

Beam Angle: 23°

h(m)	E(lx)	D(m)
1	9464	0.41
2	2366	0.81
3	1052	1.22
4	591	1.62
5	379	2.03

Optic Flood 3500K

Dali Version
09.8118.WA.DA
09.8118.DR.DA

34° FLOOD

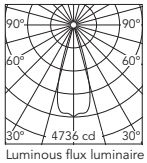

Luminous flux luminaire 1403 lm

Beam Angle: 34°

h(m)	E(lx)	D(m)
1	4736	0.61
2	1184	1.21
3	526	1.82
4	296	2.42
5	189	3.03

Optic Wide Flood 3500K

Dali Version
09.8119.WA.DA
09.8119.DR.DA

50° WIDE FLOOD

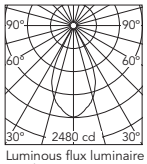

Luminous flux luminaire 1371 lm

Beam Angle: 50°

h(m)	E(lx)	D(m)
1	2480	0.94
2	620	1.89
3	276	2.83
4	155	3.77
5	99	4.72

Accessori / Accessories

Camera 60

Honeycomb
Honeycomb

Super Spot / Spot
08.0175.14
Medium / Flood / Wide Flood
08.0176.14

Camera 60 - Casambi

Light Source: Super Spot: LED Array 13W - 779 lm - 3000K/CRI 97 / 13W - 817 lm - 3500K/CRI 97
S/M/F/WF: LED Array 20W - 1585 lm - 3000K/CRI 97 / 20W - 1697 lm - 3500K/CRI 97

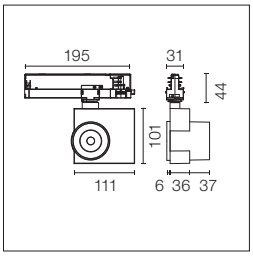

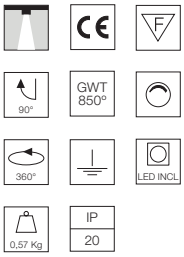

Proiettore per installazione su binario trifase con fonte di luce LED. Fonte di alimentazione 220-240V, 50-60Hz integrata.
Casambi, distanza massima tra gli apparecchi: 10m.

Spotlight to be installed on 3-phase track with LED light source. 220-240V, 50-60Hz power supply integrated.
Casambi, maximum distance between fixtures: 10m.

Optic Super Spot 3000K
*Casambi integrated
09.8110.WAACB
09.8110.DRACB

9° SUPER SPOT

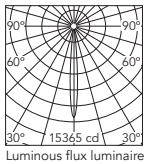

Luminous flux luminaire 476 lm

Beam Angle: 9°

h(m)	E(lx)	D(m)
1	15365	0.16
2	3841	0.32
3	1707	0.48
4	960	0.64
5	615	0.79

Optic Spot 3000K
*Casambi integrated
09.8111.WAACB
09.8111.DRACB

15° SPOT

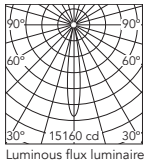

Luminous flux luminaire 1299 lm

Beam Angle: 15°

h(m)	E(lx)	D(m)
1	15160	0.27
2	3790	0.54
3	1684	0.81
4	947	1.09
5	606	1.36

Optic Medium 3000K
*Casambi integrated
09.8112.WAACB
09.8112.DRACB

23° MEDIUM

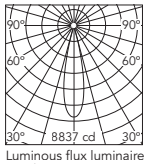

Luminous flux luminaire 1266 lm

Beam Angle: 23°

h(m)	E(lx)	D(m)
1	8837	0.41
2	2209	0.81
3	982	1.22
4	552	1.62
5	353	2.03

Optic Flood 3000K
*Casambi integrated
09.8113.WAACB
09.8113.DRACB

34° FLOOD

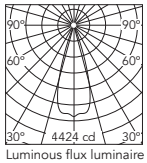

Luminous flux luminaire 1310 lm

Beam Angle: 34°

h(m)	E(lx)	D(m)
1	4424	0.61
2	1106	1.21
3	492	1.82
4	276	2.42
5	177	3.03

Optic Wide Flood 3000K
*Casambi integrated
09.8114.WAACB
09.8114.DRACB

50° WIDE FLOOD

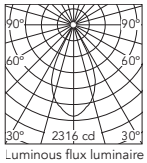

Luminous flux luminaire 1280 lm

Beam Angle: 50°

h(m)	E(lx)	D(m)
1	2316	0.94
2	579	1.89
3	257	2.83
4	145	3.77
5	93	4.72

Optic Super Spot 3500K
*Casambi integrated
09.8115.WAACB
09.8115.DRACB

9° SUPER SPOT

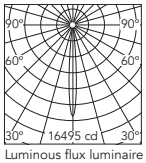

Luminous flux luminaire 511 lm

Beam Angle: 9°

h(m)	E(lx)	D(m)
1	16495	0.16
2	4124	0.32
3	1833	0.48
4	1031	0.64
5	660	0.79

Optic Spot 3500K
*Casambi integrated
09.8116.WAACB
09.8116.DRACB

15° SPOT

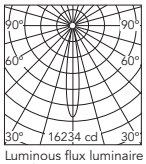

Luminous flux luminaire 1391 lm

Beam Angle: 15°

h(m)	E(lx)	D(m)
1	16234	0.27
2	4058	0.54
3	1804	0.81
4	1015	1.09
5	649	1.36

Optic Medium 3500K
*Casambi integrated
09.8117.WAACB
09.8117.DRACB

23° MEDIUM

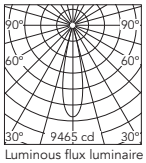

Luminous flux luminaire 1356 lm

Beam Angle: 23°

h(m)	E(lx)	D(m)
1	9465	0.41
2	2366	0.81
3	1052	1.22
4	592	1.62
5	379	2.03

Optic Flood 3500K
*Casambi integrated
09.8118.WAACB
09.8118.DRACB

34° FLOOD

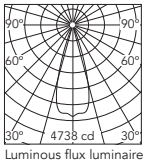

Luminous flux luminaire 1403 lm

Beam Angle: 34°

h(m)	E(lx)	D(m)
1	4738	0.61
2	1184	1.21
3	526	1.82
4	296	2.42
5	190	3.03

Optic Wide Flood 3500K
*Casambi integrated
09.8119.WAACB
09.8119.DRACB

50° WIDE FLOOD

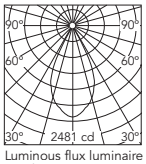

Luminous flux luminaire 1371 lm

Beam Angle: 50°

h(m)	E(lx)	D(m)
1	2481	0.94
2	620	1.89
3	276	2.83
4	155	3.77
5	99	4.72

Accessori / Accessories

Camera 60

Honeycomb
Honeycomb

Super Spot / Spot
08.0175.14
Medium / Flood / Wide Flood
08.0176.14

* Il sistema di controllo degli apparecchi i versione Casambi si regola direttamente tramite bluetooth con l'applicazione dedicata FLOS Control® by Casambi / The control system with the Casambi version of light fixtures is directly and individually regulated wirelessly using the application FLOS Control® by Casambi.

Camera 90 - GA 69

Light Source: Super Spot: LED Array 20W - 1515 lm - 3000K/CRI 97 / 20W - 1625 lm - 3500K/CRI 97
S/M/F/WF: LED Array 32W - 2585 lm - 3000K/CRI 97 / 32W - 2715 lm - 3500K/CRI 97

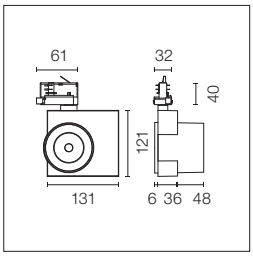

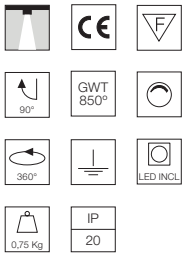

Proiettore per installazione su binario trifase con fonte di luce LED. Fonte di alimentazione 220-240V, 50-60Hz integrata.

Spotlight to be installed on 3-phase track with LED light source. 220-240V, 50-60Hz power supply integrated.

Optic Super Spot 3000K

Non Dimmable
09.8210.WA
09.8210.DR
On Board Dimmer
09.8210.WA.PC
09.8210.DR.PC

11° SUPER SPOT

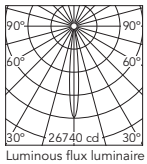

Luminous flux luminaire 1275 lm

Beam Angle: 11°

h(m)	E(lx)	D(m)
1	26740	0.20
2	6685	0.39
3	2971	0.59
4	1671	0.78
5	1070	0.98

Optic Super Spot 3500K

Non Dimmable
09.8215.WA
09.8215.DR
On Board Dimmer
09.8215.WA.PC
09.8215.DR.PC

11° SUPER SPOT

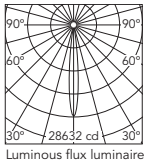

Luminous flux luminaire 1365 lm

Beam Angle: 11°

h(m)	E(lx)	D(m)
1	28632	0.20
2	7158	0.39
3	3181	0.59
4	1789	0.78
5	1145	0.98

Optic Spot 3000K

Non Dimmable
09.8211.WA
09.8211.DR
On Board Dimmer
09.8211.WA.PC
09.8211.DR.PC

14° SPOT

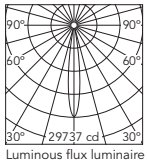

Luminous flux luminaire 2078 lm

Beam Angle: 14°

h(m)	E(lx)	D(m)
1	29737	0.25
2	7434	0.49
3	3304	0.74
4	1859	0.99
5	1189	1.24

Optic Spot 3500K

Non Dimmable
09.8216.WA
09.8216.DR
On Board Dimmer
09.8216.WA.PC
09.8216.DR.PC

14° SPOT

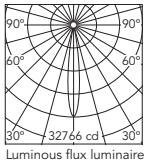

Luminous flux luminaire 2290 lm

Beam Angle: 14°

h(m)	E(lx)	D(m)
1	32766	0.25
2	8192	0.49
3	3641	0.74
4	2048	0.99
5	1311	1.24

Optic Medium 3000K

Non Dimmable
09.8212.WA
09.8212.DR
On Board Dimmer
09.8212.WA.PC
09.8212.DR.PC

25° MEDIUM

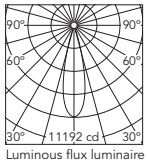

Luminous flux luminaire 2091 lm

Beam Angle: 25°

h(m)	E(lx)	D(m)
1	11192	0.45
2	2798	0.90
3	1244	1.35
4	700	1.80
5	448	2.25

Optic Medium 3500K

Non Dimmable
09.8217.WA
09.8217.DR
On Board Dimmer
09.8217.WA.PC
09.8217.DR.PC

25° MEDIUM

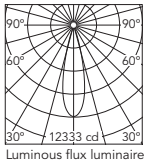

Luminous flux luminaire 2304 lm

Beam Angle: 25°

h(m)	E(lx)	D(m)
1	12333	0.45
2	3083	0.90
3	1370	1.35
4	771	1.80
5	493	2.25

Optic Flood 3000K

Non Dimmable
09.8213.WA
09.8213.DR
On Board Dimmer
09.8213.WA.PC
09.8213.DR.PC

43° FLOOD

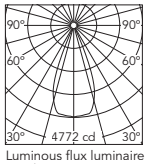

Luminous flux luminaire 2066 lm

Beam Angle: 43°

h(m)	E(lx)	D(m)
1	4772	0.78
2	1193	1.56
3	530	2.34
4	298	3.12
5	191	3.90

Optic Flood 3500K

Non Dimmable
09.8218.WA
09.8218.DR
On Board Dimmer
09.8218.WA.PC
09.8218.DR.PC

43° FLOOD

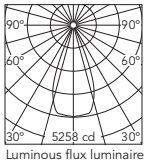

Luminous flux luminaire 2276 lm

Beam Angle: 43°

h(m)	E(lx)	D(m)
1	5258	0.78
2	1315	1.56
3	584	2.34
4	329	3.12
5	210	3.90

Optic Wide Flood 3000K

Non Dimmable
09.8214.WA
09.8214.DR
On Board Dimmer
09.8214.WA.PC
09.8214.DR.PC

46° WIDE FLOOD

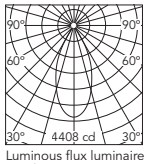

Luminous flux luminaire 2464 lm

Beam Angle: 46°

h(m)	E(lx)	D(m)
1	4408	0.84
2	1101	1.68
3	490	2.52
4	276	3.36
5	177	4.19

Optic Wide Flood 3500K

Non Dimmable
09.8219.WA
09.8219.DR
On Board Dimmer
09.8219.WA.PC
09.8219.DR.PC

46° WIDE FLOOD

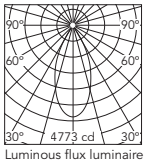

Luminous flux luminaire 2668 lm

Beam Angle: 46°

h(m)	E(lx)	D(m)
1	4773	0.84
2	1193	1.68
3	531	2.52
4	299	3.36
5	192	4.19

Accessori / Accessories

Camera 90

Honeycomb
Honeycomb

Super Spot / Spot
08.0177.14
Medium / Flood / Wide Flood
08.0178.14

Camera 90 - GA 600

Light Source: Super Spot: LED Array 20W - 1515 lm - 3000K/CRI 97 / 20W - 1625 lm - 3500K/CRI 97
S/M/F/WF: LED Array 32W - 2585 lm - 3000K/CRI 97 / 32W - 2715 lm - 3500K/CRI 97

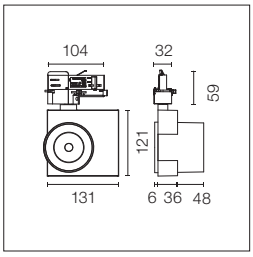

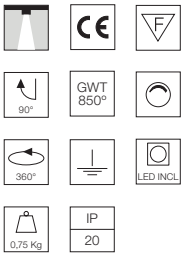

Proiettore per installazione su binario trifase con fonte di luce LED. Fonte di alimentazione 220-240V, 50-60Hz integrata.
Per la versione DALI sono necessari profili dimmerabili (consultare capitolo “Tracks”).

Spotlight to be installed on 3-phase track with LED light source. 220-240V, 50-60Hz power supply integrated.
DALI version requires dimmable tracks (please refer to the “Tracks” chapter).

Optic Super Spot 3000K

Dali Version
09.8210.WA.DA
09.8210.DR.DA

11° SUPER SPOT

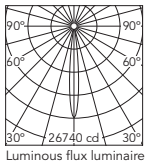

Luminous flux luminaire 1275 lm

Beam Angle: 11°

h(m)	E(lx)	D(m)
1	26740	0.20
2	6685	0.39
3	2971	0.59
4	1671	0.78
5	1070	0.98

Optic Super Spot 3500K

Dali Version
09.8215.WA.DA
09.8215.DR.DA

11° SUPER SPOT

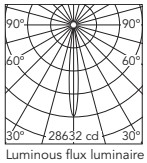

Luminous flux luminaire 1365 lm

Beam Angle: 11°

h(m)	E(lx)	D(m)
1	28632	0.20
2	7158	0.39
3	3181	0.59
4	1789	0.78
5	1145	0.98

Optic Spot 3000K

Dali Version
09.8211.WA.DA
09.8211.DR.DA

14° SPOT

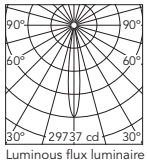

Luminous flux luminaire 2078 lm

Beam Angle: 14°

h(m)	E(lx)	D(m)
1	29737	0.25
2	7434	0.49
3	3304	0.74
4	1859	0.99
5	1189	1.24

Optic Spot 3500K

Dali Version
09.8216.WA.DA
09.8216.DR.DA

14° SPOT

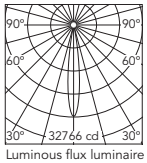

Luminous flux luminaire 2290 lm

Beam Angle: 14°

h(m)	E(lx)	D(m)
1	32766	0.25
2	8192	0.49
3	3641	0.74
4	2048	0.99
5	1311	1.24

Optic Medium 3000K

Dali Version
09.8212.WA.DA
09.8212.DR.DA

25° MEDIUM

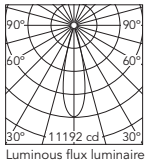

Luminous flux luminaire 2091 lm

Beam Angle: 25°

h(m)	E(lx)	D(m)
1	11192	0.45
2	2798	0.90
3	1244	1.35
4	700	1.80
5	448	2.25

Optic Medium 3500K

Dali Version
09.8217.WA.DA
09.8217.DR.DA

25° MEDIUM

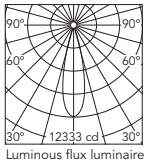

Luminous flux luminaire 2304 lm

Beam Angle: 25°

h(m)	E(lx)	D(m)
1	12333	0.45
2	3083	0.90
3	1370	1.35
4	771	1.80
5	493	2.25

Optic Flood 3000K

Dali Version
09.8213.WA.DA
09.8213.DR.DA

43° FLOOD

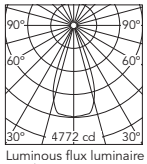

Luminous flux luminaire 2066 lm

Beam Angle: 43°

h(m)	E(lx)	D(m)
1	4772	0.78
2	1193	1.56
3	530	2.34
4	298	3.12
5	191	3.90

Optic Flood 3500K

Dali Version
09.8218.WA.DA
09.8218.DR.DA

43° FLOOD

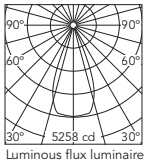

Luminous flux luminaire 2276 lm

Beam Angle: 43°

h(m)	E(lx)	D(m)
1	5258	0.78
2	1315	1.56
3	584	2.34
4	329	3.12
5	210	3.90

Optic Wide Flood 3000K

Dali Version
09.8214.WA.DA
09.8214.DR.DA

46° WIDE FLOOD

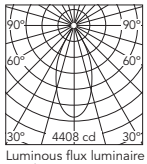

Luminous flux luminaire 2464 lm

Beam Angle: 46°

h(m)	E(lx)	D(m)
1	4408	0.84
2	1101	1.68
3	490	2.52
4	276	3.36
5	177	4.19

Optic Wide Flood 3500K

Dali Version
09.8219.WA.DA
09.8219.DR.DA

46° WIDE FLOOD

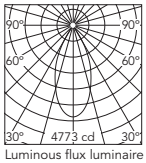

Luminous flux luminaire 2668 lm

Beam Angle: 46°

h(m)	E(lx)	D(m)
1	4773	0.84
2	1193	1.68
3	531	2.52
4	299	3.36
5	192	4.19

Accessori / Accessories

Camera 90

Honeycomb
Honeycomb

Super Spot / Spot
08.0177.14
Medium / Flood / Wide Flood
08.0178.14

Camera 90 - Casambi

Light Source: Super Spot: LED Array 20W - 1515 lm - 3000K/CRI 97 / 20W - 1625 lm - 3500K/CRI 97
S/M/F/WF: LED Array 32W - 2585 lm - 3000K/CRI 97 / 32W - 2715 lm - 3500K/CRI 97

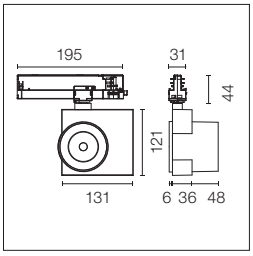

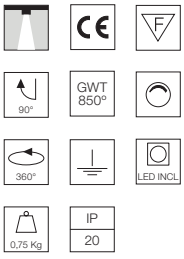

Proiettore per installazione su binario trifase con fonte di luce LED. Fonte di alimentazione 220-240V, 50-60Hz integrata.
Casambi, distanza massima tra gli apparecchi: 10m.

Spotlight to be installed on 3-phase track with LED light source. 220-240V, 50-60Hz power supply integrated.
Casambi, maximum distance between fixtures: 10m.

Optic Super Spot 3000K
*Casambi integrated
09.8210.WAACB
09.8210.DRACB

11° SUPER SPOT

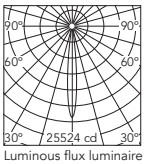

Luminous flux luminaire 1217 lm

Beam Angle: 11°

h(m)	E(lx)	D(m)
1	25524	0.20
2	6381	0.39
3	2836	0.59
4	1595	0.78
5	1021	0.98

Optic Spot 3000K
*Casambi integrated
09.8211.WAACB
09.8211.DRACB

14° SPOT

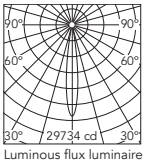

Luminous flux luminaire 2078 lm

Beam Angle: 14°

h(m)	E(lx)	D(m)
1	29734	0.25
2	7433	0.49
3	3304	0.74
4	1858	0.99
5	1189	1.24

Optic Medium 3000K
*Casambi integrated
09.8212.WAACB
09.8212.DRACB

25° MEDIUM

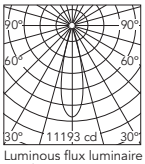

Luminous flux luminaire 2091 lm

Beam Angle: 25°

h(m)	E(lx)	D(m)
1	11193	0.45
2	2798	0.90
3	1244	1.35
4	700	1.80
5	448	2.25

Optic Flood 3000K
*Casambi integrated
09.8213.WAACB
09.8213.DRACB

43° FLOOD

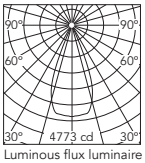

Luminous flux luminaire 2066 lm

Beam Angle: 43°

h(m)	E(lx)	D(m)
1	4773	0.78
2	1193	1.56
3	530	2.34
4	298	3.12
5	191	3.90

Optic Wide Flood 3000K
*Casambi integrated
09.8214.WAACB
09.8214.DRACB

46° WIDE FLOOD

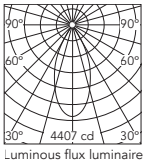

Luminous flux luminaire 2464 lm

Beam Angle: 46°

h(m)	E(lx)	D(m)
1	4407	0.84
2	1102	1.68
3	490	2.52
4	275	3.36
5	176	4.19

Optic Super Spot 3500K
*Casambi integrated
09.8215.WAACB
09.8215.DRACB

11° SUPER SPOT

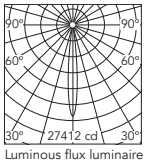

Luminous flux luminaire 1307 lm

Beam Angle: 11°

h(m)	E(lx)	D(m)
1	27412	0.20
2	6853	0.39
3	3046	0.59
4	1713	0.78
5	1096	0.98

Optic Spot 3500K
*Casambi integrated
09.8216.WAACB
09.8216.DRACB

14° SPOT

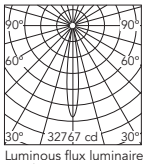

Luminous flux luminaire 2290 lm

Beam Angle: 14°

h(m)	E(lx)	D(m)
1	32767	0.25
2	8192	0.49
3	3641	0.74
4	2048	0.99
5	1311	1.24

Optic Medium 3500K
*Casambi integrated
09.8217.WAACB
09.8217.DRACB

25° MEDIUM

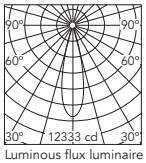

Luminous flux luminaire 2304 lm

Beam Angle: 25°

h(m)	E(lx)	D(m)
1	12333	0.45
2	3083	0.90
3	1370	1.35
4	771	1.80
5	493	2.25

Optic Flood 3500K
*Casambi integrated
09.8218.WAACB
09.8218.DRACB

43° FLOOD

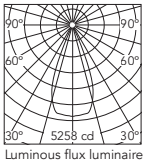

Luminous flux luminaire 2276 lm

Beam Angle: 43°

h(m)	E(lx)	D(m)
1	5258	0.78
2	1314	1.56
3	584	2.34
4	329	3.12
5	210	3.90

Optic Wide Flood 3500K
*Casambi integrated
09.8219.WAACB
09.8219.DRACB

46° WIDE FLOOD

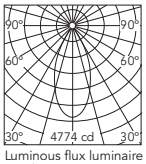

Luminous flux luminaire 2669 lm

Beam Angle: 46°

h(m)	E(lx)	D(m)
1	4774	0.84
2	1194	1.68
3	530	2.52
4	298	3.36
5	191	4.19

Accessori / Accessories

Camera 90

Honeycomb
Honeycomb

Super Spot / Spot
08.0177.14
Medium / Flood / Wide Flood
08.0178.14

* Il sistema di controllo degli apparecchi i versione Casambi si regola direttamente tramite bluetooth con l'applicazione dedicata FLOS Control® by Casambi / The control system with the Casambi version of light fixtures is directly and individually regulated wirelessly using the application FLOS Control® by Casambi.

FIND ME

DESIGNED BY JORGE HERRERA

FIND ME 0 TRIM / NO TRIM	FIND ME 1 TRIM / NO TRIM	FIND ME 1 SUSPENSION	FIND ME 2 TRIM / NO TRIM	FIND ME 3 TRACK
LIGHT SOURCE POWER LED 3,5W 300 lm 2700K/CRI 90 325 lm 3000K/CRI 90	**LIGHT SOURCE** POWER LED 6W 560 lm 2700K/CRI 90 600 lm 3000K/CRI 90		**LIGHT SOURCE** POWER LED 10W 860 lm 2700K/CRI 90 900 lm 3000K/CRI 90	**LIGHT SOURCE** LED ARRAY 25,8W 3298 lm 2700K/CRI 97 3523 lm 3000K/CRI 97

30 Bianco
30 White

14 Nero
14 Black

06 Cromo
06 Chrome

Mono Point

Track

Suspension

Colori del Cilindro Schermante (compresi)
Screening Cylinder Colours (included)

Arancio
Orange

Nero
Black

Viola
Violet

Può essere ruotato di 360° e orientato di 90°.
Can be rotated 360° and swivelled 90°.

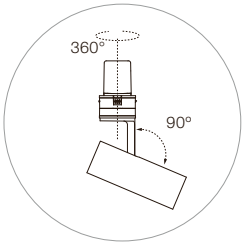

reddot design award
winner 2013

Descrizione
Famiglia di proiettori da interno, facili da installare su un binario o in soffitti di cartongesso. Gli apparecchi di illuminazione sono disponibili nelle versioni: Mono Point, Track e Suspension.
La versione Mono Point viene fornita con una cornice cilindrica da incasso, che serve da base al modulo di illuminazione. Il suddetto modulo può servire da downlight se installato nella sua posizione superiore o da proiettore orientabile se installato nella sua posizione inferiore.
Con la versione Mono Point si include una cornice da applicare al prodotto per convertirlo nella versione Trim. In caso contrario, non è necessaria l'applicazione.
La versione Suspension è una variazione della versione Mono Point. La sua principale caratteristica è la possibilità di installare l'apparecchio in sospensione.
La versione Track viene fornita con un adattatore per l'installazione su binari trifase.

Riflettori
I modelli per installazioni su soffitto in cartongesso vengono forniti con l'ottica accent lighting. La versione da installare su binario viene fornita con un'ottica Spot, Medium e Flood.

Unità di Alimentazione
Per le versioni da installare su soffitto in cartongesso, il prodotto viene fornito con tubo precablato per la connessione a una fonte di alimentazione remota (non compresa), da installare in un luogo accessibile o che possa passare nella cavità dell'incasso.
Find Me 0: 50 mm.
Find Me 1: 62 mm.
Find Me 2: 70 mm.

Prodotti per l'alimentazione dimmerabile – Consigliamo la lettura del capitolo sul driver per conoscere i casi di declinazione di responsabilità in materia di alimentatori dimmerabili.

Accessori
La versione Suspension dispone di un paralume a cilindro in 3 colori: arancione, viola, o nero, intercambiabili e inclusi con l'apparecchio di illuminazione. Il Find Me 1 e 2 includono gli accessori professionali.

Informazioni Aggiuntive
Sistema di orientazione che permette la rotazione di 360° nell'asse verticale e di 90° in quello orizzontale.
Indice di protezione IP20.
Per le versioni Mono Point e Suspension, classe d'isolamento III; per la versione Track, classe d'isolamento II.
La combinazione dei modelli Find Me 3 e Find Me 0/1/2 può portare a piccole differenze di cromaticità nella luce. Si raccomanda di non abbinare il modello Find Me 3 con il Find Me 0/1/2 in spazi condivisi.

Prima di effettuare l'ordine, si consiglia di informarsi per bene sulle caratteristiche del prodotto che non sono state incluse in questo catalogo e che possono essere determinanti per il suo progetto di installazione, consultando la pagina web di Flos per professionisti, la scheda tecnica del prodotto e le istruzioni per la sua installazione e montaggio.

Conformità e Marchi di Qualità
Apparecchi di illuminazione conformi alla Normativa Tecnica Europea EN60598-1 e varianti.

Description
Spotlight family for indoor use, easy to mount on plasterboard ceilings and tracks. The luminaire is available in the Mono Point, Track and Suspension versions.
The Mono Point version is supplied with a recessed cylindrical frame which houses the lighting module. This lighting module can be placed in its upper position, functioning as a downlight, or in its lower position, becoming an adjustable spotlight.
The Mono Point version is supplied with a frame, installable fitted to the product if a Trim version is required, or not fitted if a No Trim version is required.
The Suspension version is a variant of the Mono Point version. Its main feature is its suspended mounting.
The Track version is supplied with an adapter for being used on three-phase tracks.

Reflectors
The models for installation in plasterboard ceilings are supplied with accent lighting optics. The track version is available in Spot, Medium and Flood optics.

Power Supply
For plasterboard ceiling installation versions, the product is supplied prewired, ready to be connected to a remote power supply (not included) installed in an accessible location or to be passed through the ceiling cut-out:
Find Me 0: 50 mm.
Find Me 1: 62 mm.
Find Me 2: 70 mm.

Mains Dimming Products – Please read Mains Dimming disclaimer in drivers chapter.

Accessories
The Suspension version comes with an anti-glare cylinder in 3 colors: orange, violet or black, which are interchangeable between them and incorporated into the light fixture. For Find Me 1 and 2: professional accessories included.

Additional Information
Adjustment system allowing 360° rotation on the vertical axis and 90° rotation on the horizontal axis.
IP20 protection rating.
Class III insulation for the Mono Point and Suspension versions, and class II insulation for the Track version.
The combination of models Find Me 3 and Find Me 0/1/2 can lead to small differences in chromaticity in the light. It is recommended not to combine the Find Me 3 model with the Find Me 0/1/2 in shared spaces.

Before placing your order, please consult the product details also on the Flos professional website, in its technical data sheet and in the installation and assembly instructions to find all the information that may not be included in this catalogue or that could be relevant to your specific project or installation.

Standard Compliance and Quality Marks
The luminaire complies with the EN60598-1 European Technical Standards and any subsequent additions.

Suspension Surface

Suspension Recessed

Mono Point No Trim

Mono Point Trim

Find Me 0 (Trim / No Trim)

Light Source: Power LED DC 250 mA - 3W - 300 lm - 2700K/CRI 90 / 3W - 325 lm - 3000K/CRI 90

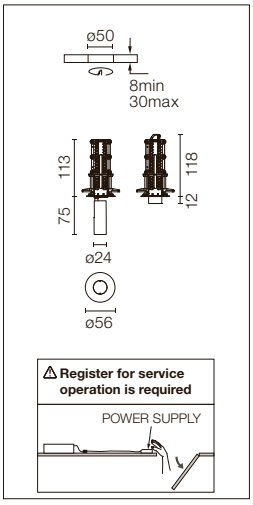

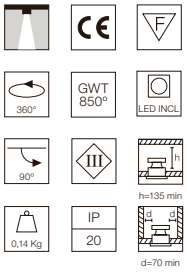

Apparecchio di illuminazione da incasso orientabile per interni. Alimentatore remoto 250 mA non compreso.
Accessori inclusi (honeycomb e filtro a croce antiabbagliamento).
Fonte di alimentazione remota da installare in un luogo accessibile.
Non è consigliato l'uso di driver regolabili di marche diverse al presentare curve di regolazione specifiche.

Recessed adjustable luminaire for indoor application. Remote power supply 250 mA not included.
Accessories included (honeycomb and screening crosspiece).
Remote power supply to be installed in an accessible place.
It is not recommended to use dimmable drivers of several brands due to the specific dimming curves of each brand.

Alimentazioni raccomandate e numero di apparecchi per driver (L)* /
Recommended power supply and number of luminaires per driver (L)*:

1/2/3L* Non Dimmable 100-240V	60.9744
1/2/3L* Non Dimmable 220-240V	RF31855
1/2/3L* Dimmable Dali 2 220-240V	60.9601
1/2/3L* Dimmable 0-10V 220-240V	60.9405
2/3L* Mains Dimming 220-240V	60.9421
Casambi	60.9392 + 0-10V/Dali driver

Vedi capitolo Drivers / Refer to the Drivers chapter

2700K
09.3781.30A
09.3781.06A
09.3781.14A

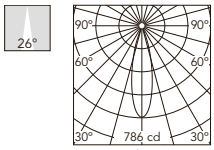

Luminous flux luminaire
170 lm (EXTREME CUT OFF)

Beam Angle: 26°

h(m)	E(lx)	D(m)
1	786	0.45
2	197	0.91
3	87	1.36
4	49	1.82
5	31	2.27

3000K
09.3780.30A
09.3780.06A
09.3780.14A

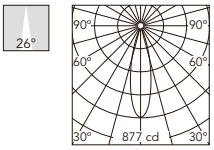

Luminous flux luminaire
189 lm (EXTREME CUT OFF)

Beam Angle: 26°

h(m)	E(lx)	D(m)
1	877	0.45
2	219	0.91
3	97	1.36
4	55	1.82
5	35	2.27

Find Me 1 (Trim / No Trim)

Light Source: Power LED DC 500 mA - 6W - 560 lm - 2700K/CRI 90 / 6W - 600 lm - 3000K/CRI 90

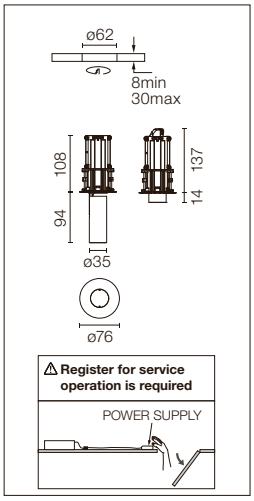

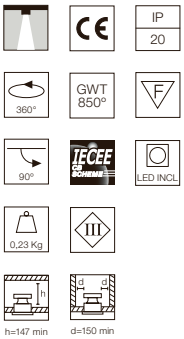

Apparecchio di illuminazione da incasso orientabile per interni. Alimentatore remoto 500 mA non compreso.
Accessori inclusi (honeycomb e filtro a croce antiabbagliamento).
Fonte di alimentazione remota da installare in un luogo accessibile.

Recessed adjustable luminaire for indoor application. Remote power supply 500 mA not included.
Accessories included (honeycomb and screening crosspiece).
Remote power supply to be installed in an accessible place.

Alimentazioni raccomandate / Recommended power supply*:

Non Dimmable 220-240V	RF31855
Non Dimmable 110-240V	RF26570
Dimmable Dali 2 110-240V	60.9222
Mains Dimming 220-240V	60.9411
Dimmable 0/1-10V&Push 110/240V	RF27961
Casambi	60.9207

* Vedi capitolo Drivers / Refer to the Drivers chapter

2700K
09.3751.30A
09.3751.06A
09.3751.14A

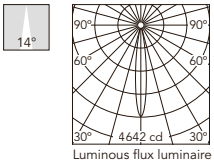

Luminous flux luminaire
344 lm (EXTREME CUT OFF)

Beam Angle: 14°

h(m)	E(lx)	D(m)
1	4642	0.24
2	1160	0.48
3	516	0.72
4	290	0.95
5	186	1.19

3000K
09.3750.30A
09.3750.06A
09.3750.14A

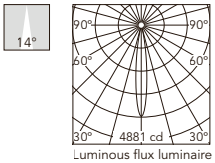

Luminous flux luminaire
365 lm (EXTREME CUT OFF)

Beam Angle: 14°

h(m)	E(lx)	D(m)
1	4881	0.24
2	1220	0.49
3	542	0.73
4	305	0.97
5	195	1.21

2700K
09.3756.30A
09.3756.06A
09.3756.14A

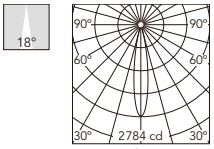

Luminous flux luminaire
321 lm (EXTREME CUT OFF)

Beam Angle: 18°

h(m)	E(lx)	D(m)
1	2784	0.31
2	696	0.62
3	309	0.93
4	174	1.23
5	111	1.54

3000K
09.3755.30A
09.3755.06A
09.3755.14A

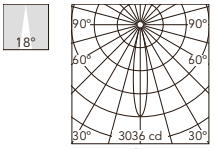

Luminous flux luminaire
350 lm (EXTREME CUT OFF)

Beam Angle: 18°

h(m)	E(lx)	D(m)
1	3036	0.31
2	759	0.62
3	337	0.93
4	190	1.23
5	121	1.54

Find Me 2 (Trim / No Trim)

Light Source: Power LED DC max 850 mA - 10W - 915 Lm - 2700K/CRI 90 / 10W - 960 lm - 3000K/CRI 90

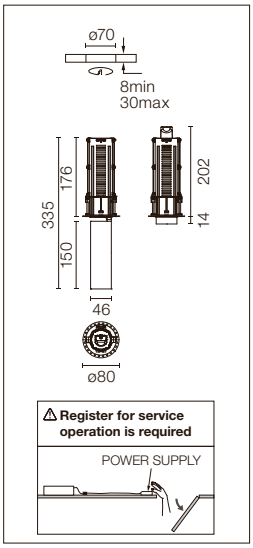

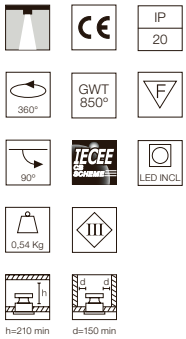

Apparecchio di illuminazione da incasso orientabile per interni. Alimentatore remoto non compreso. Accessori inclusi (honeycomb e filtro a croce antiabbagliamento). Fonte di alimentazione remota da installare in un luogo accessibile.

Recessed adjustable luminaire for indoor application. Remote power supply not included. Accessories included (honeycomb and screening crosspiece). Remote power supply to be installed in an accessible place.

Alimentazioni raccomandate / Recommended power supply*:

Non Dimmable MC 110-240V	60.8911
Non Dimmable MC 220-240V	RF27370
Non Dimmable 700mA 110-240V	60.8529A
Dimmable Dali 1 220-240V	RF30699
Mains Dimming	60.9467
Dim 1-10V/Dim Dali/Push MC 110-240V	RF21468
Casambi	60.9207

* Vedi capitolo Drivers / Refer to the Drivers chapter

2700K
09.3707.30C
09.3707.06C
09.3707.14C

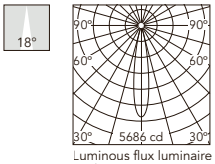

Luminous flux luminaire
693 lm (EXTREME CUT OFF)

Beam Angle: 18°

h(m)	E(lx)	D(m)
1	5686	0.32
2	1421	0.64
3	632	0.96
4	355	1.28
5	227	1.60

3000K
09.3708.30C
09.3708.06C
09.3708.14C

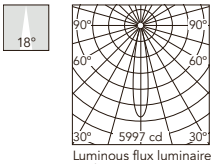

Luminous flux luminaire
731 lm (EXTREME CUT OFF)

Beam Angle: 18°

h(m)	E(lx)	D(m)
1	5997	0.32
2	1499	0.64
3	666	0.96
4	375	1.28
5	240	1.60

	2700K		3000K	
Driver current (mA)	**Luminous flux (lm)**	**Power (W)**	**Luminous flux (lm)**	**Power (W)**
850	915	10	960	10
800	870	9	916	9
750	825	8,5	870	8,5
700	775	8	825	8

Find Me 1 Suspension

Light Source: Power LED DC 500 mA - 6W - 560 lm - 2700K/CRI 90 / 6W - 600 lm - 3000K/CRI 90

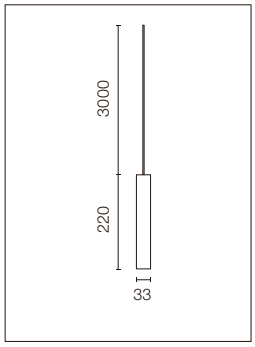

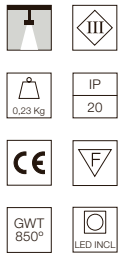

Apparecchio di illuminazione per istallazioni a soffitto mediante sospensione. Il prodotto contiene cilindro di schermatura intercambiabile di vari colori (arancione, violetto e nero). Alimentatore remoto 500 mA non compreso.

Suspended ceiling-mounted luminaire. The product includes interchangeable shield cylinder in different colours (orange, violet and black). Remote power supply 500 mA not included.

Alimentazioni raccomandate / Recommended power supply*:

Non Dimmable 220-240V	RF31855
Non Dimmable 110-240V	RF26570
Dimmable Dali 2 110-240V	60.9222
Mains Dimming 220-240V	60.9411
Dimmable 0/1-10V&Push 110/240V	RF27961
Casambi	60.9207

* Vedi capitolo Drivers / Refer to the Drivers chapter

2700K
09.3711.30C
09.3711.06C
09.3711.14C

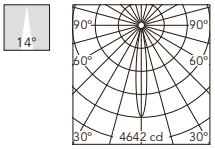

Luminous flux luminaire
344 lm (EXTREME CUT OFF)

Beam Angle:		14°
h(m)	E(lx)	D(m)
1	4642	0.24
2	1160	0.48
3	516	0.72
4	290	0.95
5	186	1.19

3000K
09.3710.30C
09.3710.06C
09.3710.14C

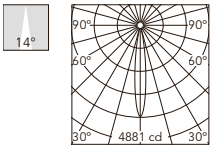

Luminous flux luminaire
365 lm (EXTREME CUT OFF)

Beam Angle:		14°
h(m)	E(lx)	D(m)
1	4881	0.24
2	1220	0.49
3	542	0.73
4	305	0.97
5	195	1.21

Accessori / Accessories

Rosone di alimentazione ad incasso.

Recessed power supply rose.

08.8782.30

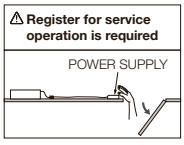

Rosone di alimentazione a soffitto. Alimentatore non dimmerabile incluso.

Surface power supply rose.
Non dimmable power supply included.

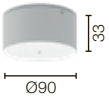

08.8783.30
08.8783.06
08.8783.14

Find Me 3 Track

Light Source: Led Array max 850 mA - 25,8W - 3298 lm - 2700K/CRI 97 / 25,8W - 3523 lm - 3000K/CRI 97

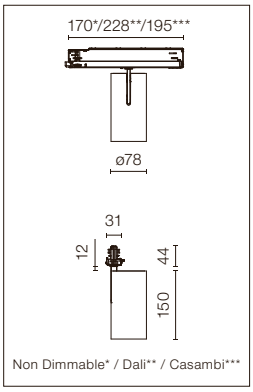

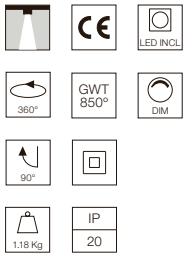

Apparecchi di illuminazione da installare su binario trifase. Apertura d'angolo in tre opzioni (Spot, Medium e Flood). Sistema di regolazione DALI e Casambi.

Luminaire to be installed in three-phase track. Three opening angles options (Spot, Medium and Flood). DALI and Casambi dimming systems.

2700K Spot

Non Dimmable
- 09.3603.40
- 09.3603.14A

Dali Version
- 09.3603.40.DA
- 09.3603.14.DA

Casambi
- 09.3603.40ACB
- 09.3603.14ACB

22° SPOT

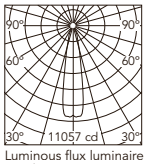

Luminous flux luminaire
2469 lm (EXTREME CUT OFF)

Beam Angle: 22°

h(m)	E(lx)	D(m)
1	11037	0.38
2	2759	0.76
3	1226	1.14
4	690	1.52
5	441	1.90

3000K Spot

Non Dimmable
- 09.3600.40
- 09.3600.14A

Dali Version
- 09.3600.40.DA
- 09.3600.14.DA

Casambi
- 09.3600.40ACB
- 09.3600.14ACB

22° SPOT

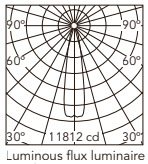

Luminous flux luminaire
2637 lm (EXTREME CUT OFF)

Beam Angle: 22°

h(m)	E(lx)	D(m)
1	11790	0.38
2	2948	0.76
3	1310	1.14
4	737	1.52
5	472	1.90

Medium

Non Dimmable
- 09.3604.40
- 09.3604.14A

Dali Version
- 09.3604.40.DA
- 09.3604.14.DA

Casambi
- 09.3604.40ACB
- 09.3604.14ACB

26° MEDIUM

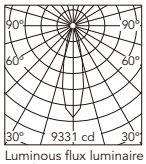

Luminous flux luminaire
2575 lm (EXTREME CUT OFF)

Beam Angle: 26°

h(m)	E(lx)	D(m)
1	9331	0.46
2	2333	0.92
3	1037	1.39
4	583	1.85
5	373	2.31

Medium

Non Dimmable
- 09.3601.40
- 09.3601.14A

Dali Version
- 09.3601.40.DA
- 09.3601.14.DA

Casambi
- 09.3601.40ACB
- 09.3601.14ACB

26° MEDIUM

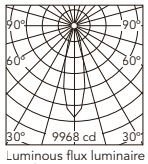

Luminous flux luminaire
2751 lm (EXTREME CUT OFF)

Beam Angle: 26°

h(m)	E(lx)	D(m)
1	9968	0.46
2	2492	0.92
3	1108	1.39
4	623	1.85
5	399	2.31

Flood

Non Dimmable
- 09.3605.40
- 09.3605.14A

Dali Version
- 09.3605.40.DA
- 09.3605.14.DA

Casambi
- 09.3605.40ACB
- 09.3605.14ACB

35° FLOOD

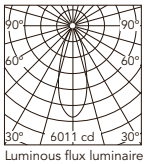

Luminous flux luminaire
2449 lm (EXTREME CUT OFF)

Beam Angle: 35°

h(m)	E(lx)	D(m)
1	6011	0.63
2	1503	1.25
3	668	1.88
4	376	2.51
5	240	3.14

Flood

Non Dimmable
- 09.3602.40
- 09.3602.14A

Dali Version
- 09.3602.40.DA
- 09.3602.14.DA

Casambi
- 09.3602.40ACB
- 09.3602.14ACB

35° FLOOD

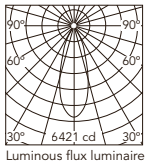

Luminous flux luminaire
2616 lm (EXTREME CUT OFF)

Beam Angle: 35°

h(m)	E(lx)	D(m)
1	6421	0.63
2	1605	1.25
3	713	1.88
4	401	2.51
5	257	3.14

UT SPOT
CEILING
Ø57

LIGHT SOURCE
LED ARRAY
23,5W
2400 lm
3000K/CRI 80
1950 lm
3000K/CRI 90
2150 lm
4000K/CRI 90

UT SPOT
CEILING
Ø86

LIGHT SOURCE
LED ARRAY
HIGH
PERFORMANCES
33W
3960 lm
3000K/CRI 80
3250 lm
3000K/CRI 90
3500 lm
4000K/CRI 90

UT SPOT
TRACK
Ø57

LIGHT SOURCE
LED ARRAY
23,5W
2500 lm
3000K/CRI 80
2000 lm
3000K/CRI 90
2150 lm
4000K/CRI 90

UT SPOT
TRACK
Ø86

LIGHT SOURCE
LED ARRAY
HIGH
PERFORMANCES
33W
3960 lm
3000K/CRI 80
3250 lm
3000K/CRI 90
3500 lm
4000K/CRI 90

UT SPOT
TRACK
WALL-WASHER
Ø86

LIGHT SOURCE
LED ARRAY
HIGH
PERFORMANCES
33W
3960 lm
3000K/CRI 80
3250 lm
3000K/CRI 90
3500 lm
4000K/CRI 90

UT SPOT
TRACK
Ø57

LIGHT SOURCE
LED ARRAY
23,5W
2500 lm
3000K/CRI 80
2000 lm
3000K/CRI 90
2150 lm
4000K/CRI 90

UT SPOT
TRACK
Ø86

LIGHT SOURCE
LED ARRAY
HIGH
PERFORMANCES
33W
3770 lm
3000K/CRI 80
3116 lm
3000K/CRI 90
3246 lm
4000K/CRI 90

UT SPOT
TRACK
MULTICHIP
Ø86

LIGHT SOURCE
TOP LED
11,5W
850 lm
3000K/CRI 90
950 lm
3000K/CRI 80
1000 lm
4000K/CRI 80

UT SPOT
TRACK
WALL-WASHER
Ø86

LIGHT SOURCE
LED ARRAY
HIGH
PERFORMANCES
33W
3960 lm
3000K/CRI 80
3250 lm
3000K/CRI 90
3500 lm
4000K/CRI 90

UT PRO 150 GA-69	UT PRO 175 GA-69	UT PRO 175 LENS GA-69	UT PRO WALL-WASHER GA-69
LIGHT SOURCE LED ARRAY 21W 2524 lm 3000K/CRI 80 2183 lm 3000K/CRI 90 2360 lm 4000K/CRI 90	**LIGHT SOURCE** LED ARRAY 46,5W 4740 lm 3000K/CRI 80 3960 lm 3000K/CRI 90 4278 lm 4000K/CRI 90	**LIGHT SOURCE** LED ARRAY 35,3W 3950 lm 3000K/CRI 80 3250 lm 3000K/CRI 90 3400 lm 4000K/CRI 90	**LIGHT SOURCE** TOP LED 25,5W 2700 lm 3000K/CRI 90 2900 lm 4000K/CRI 90

☐ 30 Bianco
30 White

■ 14 Nero
14 Black

☐ 30 Bianco
30 White

■ 14 Nero
14 Black

☐ 30.78 All White
30.78 All White

UT PRO 150	UT PRO 175	UT PRO 175 LENS	UT PRO WALL-WASHER

* Vedi capitolo The Tracking Power / Refer to The Tracking Power chapter

Descrizione
Apparecchio per interni da installare a binario trifase o a soffitto, disponibile con sorgenti luminose a tecnologia Led di alta potenza e in versione DALI e non DIM.
La serie è disponibile in vari modelli / dimensioni (Ø57 Ø 75 y Ø86 e Rettangolare WW) e con due opzioni di montaggio: Track
(completa flessibilità d'installazione), Ceiling (installazione indipendente).
Questa lampada è disponibile nelle varianti Multichip (per ottenere angoli di apertura *Super Spot*) e in nella variante Wall-Washer di forma cilindrica (solo nella versione Ø86).
Il corpo ottico dell'apparecchio è in alluminio iniettato ad alta pressione, rifiniti con verniciatura a polvere color bianco o nero.
La versione a soffitto include l'alimentatore remoto.
Disponibile anche UT Downlight (vedere la sezione Downlight del catalogo).

Unità di Alimentazione
Alimentatore a corrente continua non regolabile o regolabile Dali 220-240V compreso.
Con potenziometro incorporato nella versione track con cassetta. Nelle versioni con adattatore integrato non è presente il potenziometro.

Fonte Luminosa
Possibilità di integrare un altro tipo di LED su richiesta. Per maggiori informazioni, non esiti a contattare il nostro team.

Accessori
- Disponibili filtro a croce antiabbagliamento, lente ellittica, lente flood e honeycomb.
- Anello supporto (UT Spot ø86).

Informazioni Aggiuntive
Adatti ad installazioni su superfici normalmente infiammabili.
Gli apparecchi FLOS per binario trifase sono progettati e testati con i binari raccommandati da FLOS. La compatibilità è garantita con i binari prodotti da Nordic Aluminium. Compatibilità con Eutrac su richiesta.Per verificare la compatibilità con altri binari, contattare FLOS prima dell'installazione.
Gli apparecchi FLOS per binario trifase DALI sono progettati in conformità a Pulse DALI di Nordic Aluminium.
- UT Spot ø86 (Track / Ceiling):
I moduli LED installati nelle versioni LED Array dispongono dell'ultima generazione tecnologica che consente una minore temperatura media durante il funzionamento dell'elettronica. Grazie a questa caratteristica, l'apparecchio di illuminazione può funzionare all'interno dei parametri di sicurezza a una maggior potenza, offrendo un aumento del 20% del flusso luminoso.

Prima di effettuare l'ordine, si consiglia di informarsi per bene sulle caratteristiche del prodotto che non sono state incluse in questo catalogo e che possono essere determinanti per il suo progetto di installazione, consultando la pagina web di Flos per professionisti, la scheda tecnica del prodotto e le istruzioni per la sua installazione e montaggio.

Conformità e Marchi di Qualità
Apparecchio conforme alla Normativa Tecnica Europea EN60598-1 e relative parti seconde.

Description
A luminaire for indoor use to be mounted on three phase track or on ceilings, available in LED technology light sources and in DALI and non-DIM versions.
The family is available in various models / sizes (Ø57 Ø75 and Ø86 and Rectagular WW) and two mounting options are available: Track (complete installation flexibility) and Ceiling (independent installation).
The luminaire offers the Multichip variant (to obtain opening angles *Super Spot*) and the cylindrical Wall-Washer (only Ø86 version).
The optical housing of the luminaire is manufactured in high-pressure injected aluminium, with white or black finishes.
Remote driver included in ceiling versions.
Also available UT Downlight (see Downlights catalogue section).

Power Supply
Not dimmable or dimmable Dali 220-240V, constant current, power supply included.
Includes a on board potentiometer in the track with box version. Versions with a on board adapter do not include a potentiometer.

Light Source
Possibility to integrate a different type of LED upon request. For more information, please contact our team.

Accessories
- Screening crosspiece, elliptical lens, flood lens and honeycomb.
- Support ring (UT Spot ø86).

Additional Information
Suitable for installation on normally inflammable surfaces.
FLOS three-phase lighting track luminaires are designed and fully tested for tracks recommended by FLOS. Compatibility is guaranteed with three-phase track produced by Nordic Aluminium. Compatibility with Eutrac under request. To verify compatibility with any other track, please contact FLOS before installation.
FLOS three-phase DALI track luminaires are designed for Pulse DALI from Nordic Aluminium.
- UT Spot ø86 (Track / Ceiling):
The LED modules installed on the LED Array versions have cutting-edge technology that permit a lower average temperature in the electronics. Thanks to this feature, the luminaire can operate at a higher power inside the safety parameters, yet still offer 20% added luminous flux.

Before placing your order, please consult the product details also on the Flos professional website, in its technical data sheet and in the installation and assembly instructions to find all the information that may not be included in this catalogue or that could be relevant to your specific project or installation.

Standard Compliance and Quality Marks
EN60598-1 European Technical Standards and any subsequent additions.

UT Spot Ceiling

UT Spot Track

Ut Spot Ceiling Ø57

Light Source: LED Array 23,5W - 2400 lm - 3000K/CRI 80 / 23,5W - 1950 lm - 3000K/CRI 90 / 23,5W - 2150 lm - 4000K/CRI 90

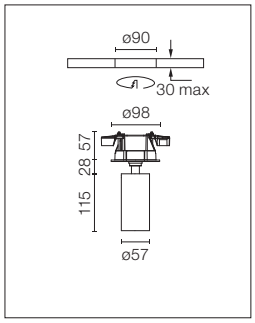

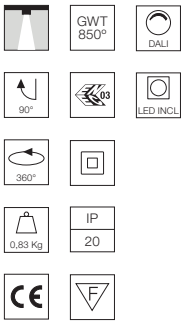

Proiettore per installazione a soffitto con fonte di luce LED. Fonte di alimentazione remota 220-240V, 50-60Hz inclusa.

Spotlight to be installed on ceiling with LED light source. 220-240V, 50-60Hz remote power supply included.

3000K - CRI 80
Non Dimmable
- ☐ 09.4460.30A
- ■ 09.4460.14A

Dali Version
- ☐ 09.4460.30ADA
- ■ 09.4460.14ADA

10° SPOT

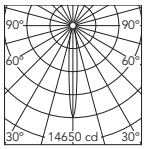

Luminous flux luminaire 1255 lm

Beam Angle: 10°

h(m)	E(lx)	D(m)
1	14650	0.18
2	3662	0.36
3	1628	0.54
4	916	0.72
5	586	0.90

4000K - CRI 90
Non Dimmable
- ☐ 09.4470.30A
- ■ 09.4470.14A

Dali Version
- ☐ 09.4470.30ADA
- ■ 09.4470.14ADA

10° SPOT

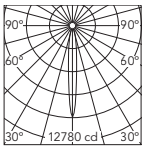

Luminous flux luminaire 1094 lm

Beam Angle: 10°

h(m)	E(lx)	D(m)
1	12780	0.18
2	3195	0.36
3	1420	0.54
4	799	0.72
5	511	0.90

3000K - CRI 90
Non Dimmable
- ☐ 09.4463.30A
- ■ 09.4463.14A

Dali Version
- ☐ 09.4463.30ADA
- ■ 09.4463.14ADA

10° SPOT

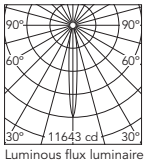

Luminous flux luminaire 997 lm

Beam Angle: 10°

h(m)	E(lx)	D(m)
1	11643	0.18
2	2911	0.36
3	1294	0.54
4	728	0.72
5	466	0.90

3000K - CRI 80
Non Dimmable
- ☐ 09.4461.30A
- ■ 09.4461.14A

Dali Version
- ☐ 09.4461.30ADA
- ■ 09.4461.14ADA

21° MEDIUM

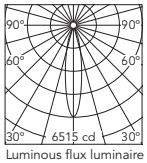

Luminous flux luminaire 1184 lm

Beam Angle: 21°

h(m)	E(lx)	D(m)
1	6515	0.37
2	1629	0.73
3	724	1.10
4	407	1.47
5	261	1.83

4000K - CRI 90
Non Dimmable
- ☐ 09.4471.30A
- ■ 09.4471.14A

Dali Version
- ☐ 09.4471.30ADA
- ■ 09.4471.14ADA

21° MEDIUM

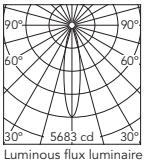

Luminous flux luminaire 1033 lm

Beam Angle: 21°

h(m)	E(lx)	D(m)
1	5683	0.37
2	1421	0.73
3	631	1.10
4	355	1.47
5	227	1.83

3000K - CRI 90
Non Dimmable
- ☐ 09.4464.30A
- ■ 09.4464.14A

Dali Version
- ☐ 09.4464.30ADA
- ■ 09.4464.14ADA

21° MEDIUM

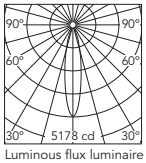

Luminous flux luminaire 941 lm

Beam Angle: 21°

h(m)	E(lx)	D(m)
1	5178	0.37
2	1294	0.73
3	575	1.10
4	324	1.47
5	207	1.83

3000K - CRI 80
Non Dimmable
- ☐ 09.4462.30A
- ■ 09.4462.14A

Dali Version
- ☐ 09.4462.30ADA
- ■ 09.4462.14ADA

42° FLOOD

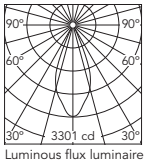

Luminous flux luminaire 1394 lm

Beam Angle: 42°

h(m)	E(lx)	D(m)
1	3301	0.76
2	825	1.52
3	367	2.28
4	206	3.05
5	132	3.81

4000K - CRI 90
Non Dimmable
- ☐ 09.4472.30A
- ■ 09.4472.14A

Dali Version
- ☐ 09.4472.30ADA
- ■ 09.4472.14ADA

42° FLOOD

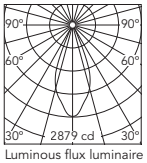

Luminous flux luminaire 1216 lm

Beam Angle: 42°

h(m)	E(lx)	D(m)
1	2879	0.76
2	720	1.52
3	320	2.28
4	180	3.05
5	115	3.81

3000K - CRI 90
Non Dimmable
- ☐ 09.4465.30A
- ■ 09.4465.14A

Dali Version
- ☐ 09.4465.30ADA
- ■ 09.4465.14ADA

42° FLOOD

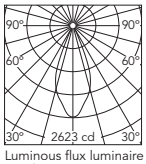

Luminous flux luminaire 1108 lm

Beam Angle: 42°

h(m)	E(lx)	D(m)
1	2623	0.76
2	656	1.52
3	291	2.28
4	164	3.05
5	105	3.81

Ut Spot Ceiling Ø86

Light Source: LED Array High Performances 33W - 3960 lm - 3000K/CRI 80 / 33W - 3250 lm - 3000K/CRI 90 / 33W - 3500 lm - 4000K/CRI 90

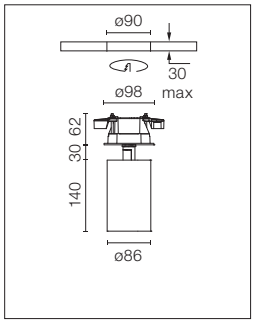

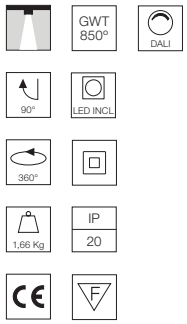

Proiettore per installazione a soffitto con fonte di luce LED. Fonte di alimentazione remota 220-240V, 50-60Hz inclusa.

Spotlight to be installed on ceiling with LED light source. 220-240V, 50-60Hz remote power supply included.

3000K - CRI 80
Non Dimmable
- ☐ 09.4860.30A
- ■ 09.4860.14A

Dali Version
- ☐ 09.4860.30BDA
- ■ 09.4860.14BDA

12° SPOT

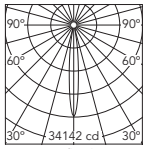

Luminous flux luminaire 2650 lm

Beam Angle: 12°

h(m)	E(lx)	D(m)
1	34142	0.21
2	8535	0.41
3	3794	0.62
4	2134	0.82
5	1366	1.03

4000K - CRI 90
Non Dimmable
- ☐ 09.4870.30A
- ■ 09.4870.14A

Dali Version
- ☐ 09.4870.30BDA
- ■ 09.4870.14BDA

12° SPOT

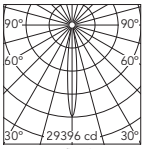

Luminous flux luminaire 2281 lm

Beam Angle: 12°

h(m)	E(lx)	D(m)
1	29396	0.21
2	7349	0.41
3	3266	0.62
4	1837	0.82
5	1176	1.03

3000K - CRI 90
Non Dimmable
- ☐ 09.4863.30A
- ■ 09.4863.14A

Dali Version
- ☐ 09.4863.30BDA
- ■ 09.4863.14BDA

12° SPOT

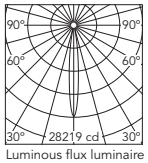

Luminous flux luminaire 2190 lm

Beam Angle: 12°

h(m)	E(lx)	D(m)
1	28219	0.21
2	7055	0.41
3	3135	0.62
4	1764	0.82
5	1129	1.03

3000K - CRI 80
Non Dimmable
- ☐ 09.4861.30A
- ■ 09.4861.14A

Dali Version
- ☐ 09.4861.30BDA
- ■ 09.4861.14BDA

24° MEDIUM

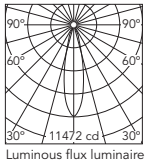

Luminous flux luminaire 2528 lm

Beam Angle: 24°

h(m)	E(lx)	D(m)
1	11472	0.43
2	2868	0.86
3	1275	1.28
4	717	1.71
5	459	2.14

4000K - CRI 90
Non Dimmable
- ☐ 09.4871.30A
- ■ 09.4871.14A

Dali Version
- ☐ 09.4871.30BDA
- ■ 09.4871.14BDA

24° MEDIUM

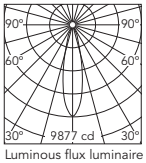

Luminous flux luminaire 2176 lm

Beam Angle: 24°

h(m)	E(lx)	D(m)
1	9877	0.43
2	2469	0.86
3	1097	1.28
4	617	1.71
5	395	2.14

3000K - CRI 90
Non Dimmable
- ☐ 09.4864.30A
- ■ 09.4864.14A

Dali Version
- ☐ 09.4864.30BDA
- ■ 09.4864.14BDA

24° MEDIUM

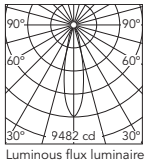

Luminous flux luminaire 2089 lm

Beam Angle: 24°

h(m)	E(lx)	D(m)
1	9482	0.43
2	2370	0.86
3	1054	1.28
4	593	1.71
5	379	2.14

3000K - CRI 80
Non Dimmable
- ☐ 09.4862.30A
- ■ 09.4862.14A

Dali Version
- ☐ 09.4862.30BDA
- ■ 09.4862.14BDA

37° FLOOD

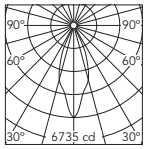

Luminous flux luminaire 2408 lm

Beam Angle: 37°

h(m)	E(lx)	D(m)
1	6735	0.67
2	1684	1.34
3	748	2.01
4	421	2.69
5	269	3.36

4000K - CRI 90
Non Dimmable
- ☐ 09.4872.30A
- ■ 09.4872.14A

Dali Version
- ☐ 09.4872.30BDA
- ■ 09.4872.14BDA

37° FLOOD

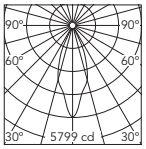

Luminous flux luminaire 2074 lm

Beam Angle: 37°

h(m)	E(lx)	D(m)
1	5799	0.67
2	1450	1.34
3	644	2.01
4	362	2.69
5	232	3.36

3000K - CRI 90
Non Dimmable
- ☐ 09.4865.30A
- ■ 09.4865.14A

Dali Version
- ☐ 09.4865.30BDA
- ■ 09.4865.14BDA

37° FLOOD

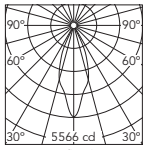

Luminous flux luminaire 1991 lm

Beam Angle: 37°

h(m)	E(lx)	D(m)
1	5566	0.67
2	1392	1.34
3	618	2.01
4	348	2.69
5	223	3.36

Ut Spot Track Ø57

Light Source: LED Array 23,5W - 2500 lm - 3000K/CRI 80 / 23,5W - 2000 lm - 3000K/CRI 90 / 23,5W- 2150 lm - 4000K/CRI 90

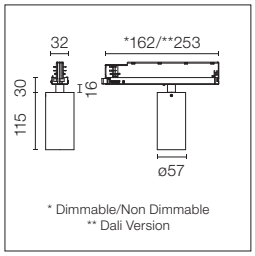

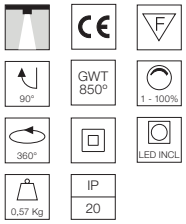

Finishes Available

.30 .14 All White

Proiettore per installazione su binario trifase con fonte di luce LED. Fonte di alimentazione 220-240V, 50-60Hz integrata.

Le versioni .30 hanno l'adattatore a guida, il braccio e la parte posteriore della testa neri. Nelle versioni "all white" l'adattatore a guida, il braccio e la parte posteriore della testa sono bianchi, e solo l'anello antiabbagliamento è nero.

Spotlight to be installed on 3-phase track with LED light source. 220-240V, 50-60Hz power supply integrated.

.30 versions come with the track adapter, the arm and the rear of the head in black. In the "All white" versions, the track adapter, the arm, the rear of the head and the head are white. Only the anti-glare ring is black.

3000K - CRI 80
Non Dimmable
- ☐ 09.7700.30A
- ■ 09.7700.14A

Non Dimmable All White
- ☐ 09.7700.30A78

Dali 2
- ☐ 09.7700.30ADA
- ■ 09.7700.14ADA

Dali 2 All White
- ☐ 09.7700.30AYU

3000K - CRI 90
Non Dimmable
- ☐ 09.7706.30A
- ■ 09.7706.14A

Non Dimmable All White
- ☐ 09.7706.30A78

Dali 2
- ☐ 09.7706.30ADA
- ■ 09.7706.14ADA

Dali 2 All White
- ☐ 09.7706.30AYU

10° SPOT

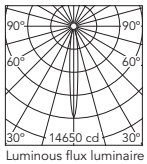

Luminous flux luminaire 1255 lm

Beam Angle:	10°	
h(m)	E(lx)	D(m)
1	14650	0.18
2	3662	0.36
3	1628	0.54
4	916	0.72
5	586	0.90

10° SPOT

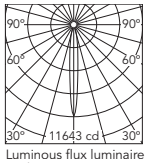

Luminous flux luminaire 997 lm

Beam Angle:	10°	
h(m)	E(lx)	D(m)
1	11643	0.18
2	2911	0.36
3	1294	0.54
4	728	0.72
5	466	0.90

3000K - CRI 80
Non Dimmable
- ☐ 09.7702.30A
- ■ 09.7702.14A

Non Dimmable All White
- ☐ 09.7702.30A78

Dali 2
- ☐ 09.7702.30ADA
- ■ 09.7702.14ADA

Dali 2 All White
- ☐ 09.7702.30AYU

3000K - CRI 90
Non Dimmable
- ☐ 09.7707.30A
- ■ 09.7707.14A

Non Dimmable All White
- ☐ 09.7707.30A78

Dali 2
- ☐ 09.7707.30ADA
- ■ 09.7707.14ADA

Dali 2 All White
- ☐ 09.7707.30AYU

21° MEDIUM

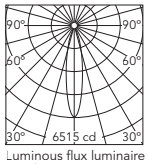

Luminous flux luminaire 1184 lm

Beam Angle:	21°	
h(m)	E(lx)	D(m)
1	6515	0.37
2	1629	0.73
3	724	1.10
4	407	1.47
5	261	1.83

21° MEDIUM

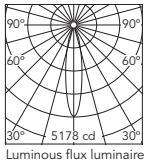

Luminous flux luminaire 941 lm

Beam Angle:	21°	
h(m)	E(lx)	D(m)
1	5178	0.37
2	1294	0.73
3	575	1.10
4	324	1.47
5	207	1.83

3000K - CRI 80
Non Dimmable
- ☐ 09.7704.30A
- ■ 09.7704.14A

Non Dimmable All White
- ☐ 09.7704.30A78

Dali 2
- ☐ 09.7704.30ADA
- ■ 09.7704.14ADA

Dali 2 All White
- ☐ 09.7704.30AYU

3000K - CRI 90
Non Dimmable
- ☐ 09.7708.30A
- ■ 09.7708.14A

Non Dimmable All White
- ☐ 09.7708.30A78

Dali 2
- ☐ 09.7708.30ADA
- ■ 09.7708.14ADA

Dali 2 All White
- ☐ 09.7708.30AYU

42° FLOOD

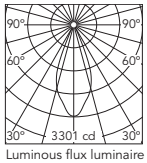

Luminous flux luminaire 1394 lm

Beam Angle:	42°	
h(m)	E(lx)	D(m)
1	3301	0.76
2	825	1.52
3	367	2.28
4	206	3.05
5	132	3.81

42° FLOOD

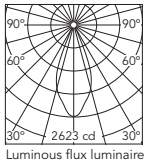

Luminous flux luminaire 1108 lm

Beam Angle:	42°	
h(m)	E(lx)	D(m)
1	2623	0.76
2	656	1.52
3	291	2.28
4	164	3.05
5	105	3.81

4000K - CRI 90
Non Dimmable
- ☐ 09.7701.30A
- ■ 09.7701.14A

Non Dimmable All White
- ☐ 09.7701.30A78

Dali 2
- ☐ 09.7701.30ADA
- ■ 09.7701.14ADA

Dali 2 All White
- ☐ 09.7701.30AYU

10° SPOT

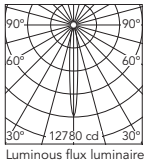

Luminous flux luminaire 1094 lm

Beam Angle:	10°	
h(m)	E(lx)	D(m)
1	12780	0.18
2	3195	0.36
3	1420	0.54
4	799	0.72
5	511	0.90

4000K - CRI 90
Non Dimmable
- ☐ 09.7703.30A
- ■ 09.7703.14A

Non Dimmable All White
- ☐ 09.7703.30A78

Dali 2
- ☐ 09.7703.30ADA
- ■ 09.7703.14ADA

Dali 2 All White
- ☐ 09.7703.30AYU

21° MEDIUM

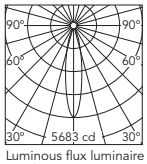

Luminous flux luminaire 1033 lm

Beam Angle:	21°	
h(m)	E(lx)	D(m)
1	5683	0.37
2	1421	0.73
3	631	1.10
4	355	1.47
5	227	1.83

4000K - CRI 90
Non Dimmable
- ☐ 09.7705.30A
- ■ 09.7705.14A

Non Dimmable All White
- ☐ 09.7705.30A78

Dali 2
- ☐ 09.7705.30ADA
- ■ 09.7705.14ADA

Dali 2 All White
- ☐ 09.7705.30AYU

42° FLOOD

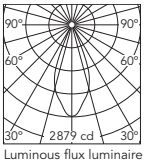

Luminous flux luminaire 1216 lm

Beam Angle:	42°	
h(m)	E(lx)	D(m)
1	2879	0.76
2	720	1.52
3	320	2.28
4	180	3.05
5	115	3.81

Ut Spot Track Ø86

Light Source: LED Array High Performances 33W - 3770 lm - 3000K/CRI 80 / 33W - 3116 lm - 3000K/CRI 90 / 33W - 3246 lm - 4000K/CRI 90

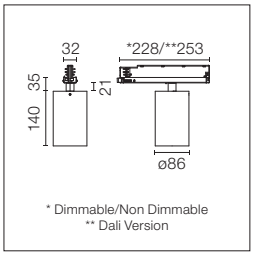

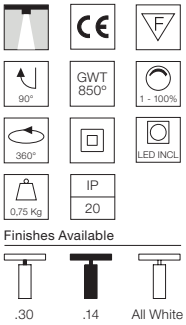

Proiettore per installazione su binario trifase con fonte di luce LED. Fonte di alimentazione 220-240V, 50-60Hz integrata.

Le versioni .30 hanno l'adattatore a guida, il braccio e la parte posteriore della testa neri. Nelle versioni "all white" l'adattatore a guida, il braccio e la parte posteriore della testa sono bianchi, e solo l'anello antiabbagliamento è nero.

Spotlight to be installed on 3-phase track with LED light source. 220-240V, 50-60Hz power supply integrated.

.30 versions come with the track adapter, the arm and the rear of the head in black. In the "All white" versions, the track adapter, the arm, the rear of the head and the head are white. Only the anti-glare ring is black.

3000K - CRI 80

Non Dimmable
- ☐ 09.7750.30A
- ■ 09.7750.14B

Non Dimmable All White
- ☐ 09.7750.30A78

Dali 2
- ☐ 09.7750.30ADA
- ■ 09.7750.14ADA

Dali 2 All White
- ☐ 09.7750.30AYU

12° SPOT

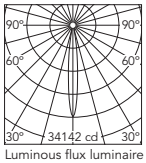

Luminous flux luminaire 2650 lm

Beam Angle: 12°

h(m)	E(lx)	D(m)
1	34142	0.21
2	8535	0.41
3	3794	0.62
4	2134	0.82
5	1366	1.03

3000K - CRI 90

Non Dimmable
- ☐ 09.7756.30A
- ■ 09.7756.14B

Non Dimmable All White
- ☐ 09.7756.30A78

Dali 2
- ☐ 09.7756.30ADA
- ■ 09.7756.14ADA

Dali 2 All White
- ☐ 09.7756.30AYU

12° SPOT

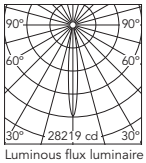

Luminous flux luminaire 2190 lm

Beam Angle: 12°

h(m)	E(lx)	D(m)
1	28219	0.21
2	7055	0.41
3	3135	0.62
4	1764	0.82
5	1129	1.03

3000K - CRI 80

Non Dimmable
- ☐ 09.7752.30A
- ■ 09.7752.14B

Non Dimmable All White
- ☐ 09.7752.30A78

Dali 2
- ☐ 09.7752.30ADA
- ■ 09.7752.14ADA

Dali 2 All White
- ☐ 09.7752.30AYU

24° MEDIUM

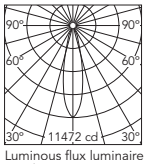

Luminous flux luminaire 2528 lm

Beam Angle: 24°

h(m)	E(lx)	D(m)
1	11472	0.43
2	2868	0.86
3	1275	1.28
4	717	1.71
5	459	2.14

3000K - CRI 90

Non Dimmable
- ☐ 09.7757.30A
- ■ 09.7757.14B

Non Dimmable All White
- ☐ 09.7757.30A78

Dali 2
- ☐ 09.7757.30ADA
- ■ 09.7757.14ADA

Dali 2 All White
- ☐ 09.7757.30AYU

24° MEDIUM

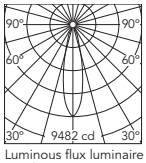

Luminous flux luminaire 2089 lm

Beam Angle: 24°

h(m)	E(lx)	D(m)
1	9482	0.43
2	2370	0.86
3	1054	1.28
4	593	1.71
5	379	2.14

3000K - CRI 80

Non Dimmable
- ☐ 09.7754.30A
- ■ 09.7754.14B

Non Dimmable All White
- ☐ 09.7754.30A78

Dali 2
- ☐ 09.7754.30ADA
- ■ 09.7754.14ADA

Dali 2 All White
- ☐ 09.7754.30AYU

37° FLOOD

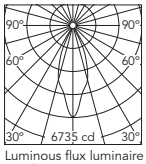

Luminous flux luminaire 2408 lm

Beam Angle: 37°

h(m)	E(lx)	D(m)
1	6735	0.67
2	1684	1.34
3	748	2.01
4	421	2.69
5	269	3.36

3000K - CRI 90

Non Dimmable
- ☐ 09.7758.30A
- ■ 09.7758.14B

Non Dimmable All White
- ☐ 09.7758.30A78

Dali 2
- ☐ 09.7758.30ADA
- ■ 09.7758.14ADA

Dali 2 All White
- ☐ 09.7758.30AYU

37° FLOOD

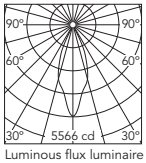

Luminous flux luminaire 1991 lm

Beam Angle: 37°

h(m)	E(lx)	D(m)
1	5566	0.67
2	1392	1.34
3	618	2.01
4	348	2.69
5	223	3.36

4000K - CRI 90

Non Dimmable
- ☐ 09.7751.30A
- ■ 09.7751.14B

Non Dimmable All White
- ☐ 09.7751.30A78

Dali 2
- ☐ 09.7751.30ADA
- ■ 09.7751.14ADA

Dali 2 All White
- ☐ 09.7751.30AYU

12° SPOT

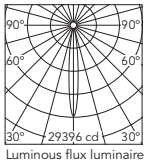

Luminous flux luminaire 2281 lm

Beam Angle: 12°

h(m)	E(lx)	D(m)
1	29396	0.21
2	7349	0.41
3	3266	0.62
4	1837	0.82
5	1176	1.03

4000K - CRI 90

Non Dimmable
- ☐ 09.7753.30A
- ■ 09.7753.14B

Non Dimmable All White
- ☐ 09.7753.30A78

Dali 2
- ☐ 09.7753.30ADA
- ■ 09.7753.14ADA

Dali 2 All White
- ☐ 09.7753.30AYU

24° MEDIUM

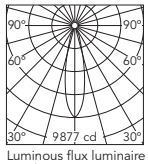

Luminous flux luminaire 2176 lm

Beam Angle: 24°

h(m)	E(lx)	D(m)
1	9877	0.43
2	2469	0.86
3	1097	1.28
4	617	1.71
5	395	2.14

4000K - CRI 90

Non Dimmable
- ☐ 09.7755.30A
- ■ 09.7755.14B

Non Dimmable All White
- ☐ 09.7755.30A78

Dali 2
- ☐ 09.7755.30ADA
- ■ 09.7755.14ADA

Dali 2 All White
- ☐ 09.7755.30AYU

37° FLOOD

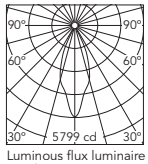

Luminous flux luminaire 2074 lm

Beam Angle: 37°

h(m)	E(lx)	D(m)
1	5799	0.67
2	1450	1.34
3	644	2.01
4	362	2.69
5	232	3.36

Ut Spot Track Wall-Washer Ø86

Light Source: LED Array High Performances 33W - 3960 lm - 3000K/CRI 80 / 33W - 3250 lm - 3000K/CRI 90 / 33W - 3500 lm - 4000K/CRI 90

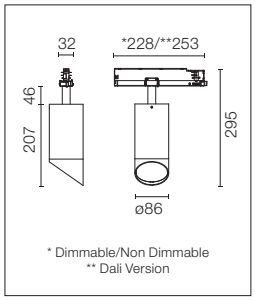

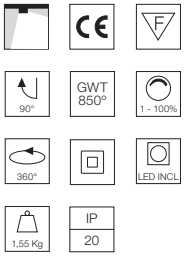

Finishes Available

.30 .14 All White

Proiettore per installazione su binario trifase con fonte di luce LED. Fonte di alimentazione 220-240V, 50-60Hz integrata.

Le versioni .30 hanno l'adattatore a guida, il braccio e la parte posteriore della testa neri. Nelle versioni "all white" l'adattatore a guida, il braccio e la parte posteriore della testa sono bianchi, e solo l'anello antiabbagliamento è nero.

Spotlight to be installed on 3-phase track with LED light source. 220-240V, 50-60Hz power supply integrated.

.30 versions come with the track adapter, the arm and the rear of the head in black. In the "All white" versions, the track adapter, the arm, the rear of the head and the head are white. Only the anti-glare ring is black.

3000K - CRI 80

Non Dimmable

- ☐ 09.7770.30A
- ■ 09.7770.14B

All White

- ☐ 09.7770.30A78

Dali 2

- ☐ 09.7770.30ADA
- ■ 09.7770.14ADA

Dali 2 All White

- ☐ 09.7770.30AYU

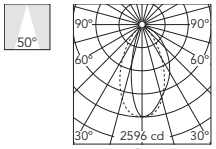

Luminous flux luminaire 2560 lm

Beam Angle:		50°
h(m)	E(lx)	D(m)
1	2596	0.98
2	649	1.97
3	288	2.95
4	162	3.94
5	104	4.92

3000K - CRI 90

Non Dimmable

- ☐ 09.7771.30A
- ■ 09.7771.14B

All White

- ☐ 09.7771.30A78

Dali 2

- ☐ 09.7771.30ADA
- ■ 09.7771.14ADA

Dali 2 All White

- ☐ 09.7771.30AYU

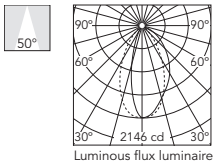

Luminous flux luminaire 2116 lm

Beam Angle:		50°
h(m)	E(lx)	D(m)
1	2146	0.98
2	537	1.97
3	238	2.95
4	134	3.94
5	86	4.92

4000K - CRI 90

Non Dimmable

- ☐ 09.7772.30A
- ■ 09.7772.14B

All White

- ☐ 09.7772.30A78

Dali 2

- ☐ 09.7772.30ADA
- ■ 09.7772.14ADA

Dali 2 All White

- ☐ 09.7772.30AYU

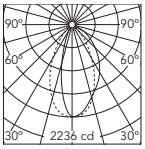

Luminous flux luminaire 2204 lm

Beam Angle:		50°
h(m)	E(lx)	D(m)
1	2236	0.98
2	559	1.97
3	248	2.95
4	140	3.94
5	89	4.92

Ut Spot Track Ø57

Light Source: LED Array 23,5W - 2500 lm - 3000K/CRI 80 / 23,5W - 2000 lm - 3000K/CRI 90 / 23,5W - 2150 lm - 4000K/CRI 90

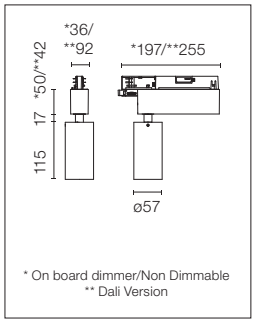

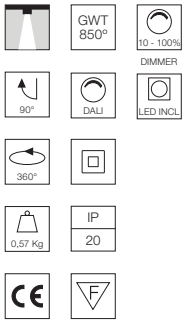

Proiettore per installazione su binario trifase con fonte di luce LED. Fonte di alimentazione 220-240V, 50-60Hz integrata.

Spotlight to be installed on 3-phase track with LED light source. 220-240V, 50-60Hz power supply integrated.

3000K - CRI 80
On board dimmer
- 09.4440.30A
- 09.4440.14A

Non Dimmable
- 09.4480.30A
- 09.4480.14A

Dali Version
- 09.4440.30BDA
- 09.4440.14BDA

10° SPOT

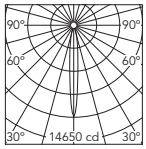

Luminous flux luminaire 1255 lm

Beam Angle: 10°

h(m)	E(lx)	D(m)
1	14650	0.18
2	3662	0.36
3	1628	0.54
4	916	0.72
5	586	0.90

3000K - CRI 90
On board dimmer
- 09.4443.30A
- 09.4443.14A

Non Dimmable
- 09.4486.30A
- 09.4486.14A

Dali Version
- 09.4443.30BDA
- 09.4443.14BDA

10° SPOT

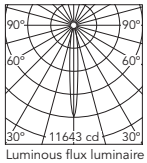

Luminous flux luminaire 997 lm

Beam Angle: 10°

h(m)	E(lx)	D(m)
1	11643	0.18
2	2911	0.36
3	1294	0.54
4	728	0.72
5	466	0.90

4000K - CRI 90
On board dimmer included
- 09.4450.30A
- 09.4450.14A

Non Dimmable
- 09.4481.30A
- 09.4481.14A

Dali Version
- 09.4450.30BDA
- 09.4450.14BDA

10° SPOT

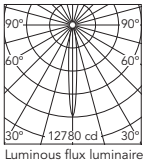

Luminous flux luminaire 1094 lm

Beam Angle: 10°

h(m)	E(lx)	D(m)
1	12780	0.18
2	3195	0.36
3	1420	0.54
4	799	0.72
5	511	0.90

3000K - CRI 80
On board dimmer
- 09.4441.30A
- 09.4441.14A

Non Dimmable
- 09.4482.30A
- 09.4482.14A

Dali Version
- 09.4441.30BDA
- 09.4441.14BDA

21° MEDIUM

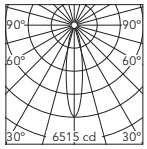

Luminous flux luminaire 1184 lm

Beam Angle: 21°

h(m)	E(lx)	D(m)
1	6515	0.37
2	1629	0.73
3	724	1.10
4	407	1.47
5	261	1.83

3000K - CRI 90
On board dimmer
- 09.4444.30A
- 09.4444.14A

Non Dimmable
- 09.4487.30A
- 09.4487.14A

Dali Version
- 09.4444.30BDA
- 09.4444.14BDA

21° MEDIUM

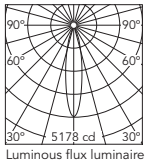

Luminous flux luminaire 941 lm

Beam Angle: 21°

h(m)	E(lx)	D(m)
1	5178	0.37
2	1294	0.73
3	575	1.10
4	324	1.47
5	207	1.83

4000K - CRI 90
On board dimmer included
- 09.4451.30A
- 09.4451.14A

Non Dimmable
- 09.4483.30A
- 09.4483.14A

Dali Version
- 09.4451.30BDA
- 09.4451.14BDA

21° MEDIUM

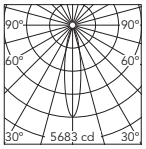

Luminous flux luminaire 1033 lm

Beam Angle: 21°

h(m)	E(lx)	D(m)
1	5683	0.37
2	1421	0.73
3	631	1.10
4	355	1.47
5	227	1.83

3000K - CRI 80
On board dimmer
- 09.4442.30A
- 09.4442.14A

Non Dimmable
- 09.4484.30A
- 09.4484.14A

Dali Version
- 09.4442.30BDA
- 09.4442.14BDA

42° FLOOD

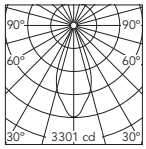

Luminous flux luminaire 1394 lm

Beam Angle: 42°

h(m)	E(lx)	D(m)
1	3301	0.76
2	825	1.52
3	367	2.28
4	206	3.05
5	132	3.81

3000K - CRI 90
On board dimmer
- 09.4445.30A
- 09.4445.14A

Non Dimmable
- 09.4488.30A
- 09.4488.14A

Dali Version
- 09.4445.30BDA
- 09.4445.14BDA

42° FLOOD

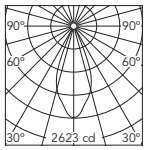

Luminous flux luminaire 1108 lm

Beam Angle: 42°

h(m)	E(lx)	D(m)
1	2623	0.76
2	656	1.52
3	291	2.28
4	164	3.05
5	105	3.81

4000K - CRI 90
On board dimmer included
- 09.4452.30A
- 09.4452.14A

Non Dimmable
- 09.4485.30A
- 09.4485.14A

Dali Version
- 09.4452.30BDA
- 09.4452.14BDA

42° FLOOD

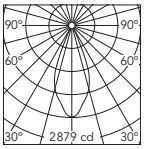

Luminous flux luminaire 1216 lm

Beam Angle: 42°

h(m)	E(lx)	D(m)
1	2879	0.76
2	720	1.52
3	320	2.28
4	180	3.05
5	115	3.81

Ut Spot Track Ø86

Light Source: LED Array High Performances 33W - 3770 lm - 3000K/CRI 80 / 33W - 3116 lm - 3000K/CRI 90 / 33W - 3246 lm - 4000K/CRI 90

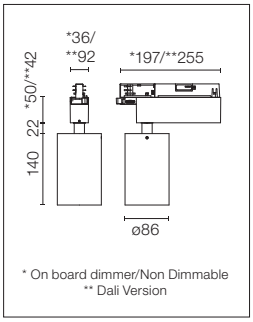

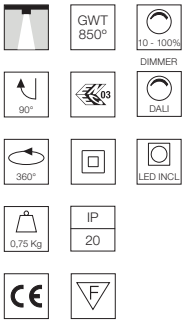

Proiettore per installazione su binario trifase con fonte di luce LED. Fonte di alimentazione 220-240V, 50-60Hz integrata.

Spotlight to be installed on 3-phase track with LED light source. 220-240V, 50-60Hz power supply integrated.

3000K - CRI 80
On board dimmer
- ☐ 09.4840.30A
- ■ 09.4840.14A

Non Dimmable
- ☐ 09.4880.30A
- ■ 09.4880.14A

Dali Version
- ☐ 09.4840.30BDA
- ■ 09.4840.14BDA

12° SPOT

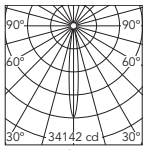

Luminous flux luminaire 2650 lm

Beam Angle: 12°

h(m)	E(lx)	D(m)
1	34142	0.21
2	8535	0.41
3	3794	0.62
4	2134	0.82
5	1366	1.03

3000K - CRI 90
On board dimmer
- ☐ 09.4843.30A
- ■ 09.4843.14A

Non Dimmable
- ☐ 09.4886.30A
- ■ 09.4886.14A

Dali Version
- ☐ 09.4843.30BDA
- ■ 09.4843.14BDA

12° SPOT

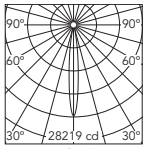

Luminous flux luminaire 2190 lm

Beam Angle: 12°

h(m)	E(lx)	D(m)
1	28219	0.21
2	7055	0.41
3	3135	0.62
4	1764	0.82
5	1129	1.03

4000K - CRI 90
On board dimmer included
- ☐ 09.4850.30A
- ■ 09.4850.14A

Non Dimmable
- ☐ 09.4881.30A
- ■ 09.4881.14A

Dali Version
- ☐ 09.4850.30BDA
- ■ 09.4850.14BDA

12° SPOT

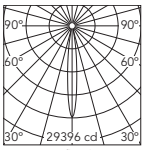

Luminous flux luminaire 2281 lm

Beam Angle: 12°

h(m)	E(lx)	D(m)
1	29396	0.21
2	7349	0.41
3	3266	0.62
4	1837	0.82
5	1176	1.03

3000K - CRI 80
On board dimmer
- ☐ 09.4841.30A
- ■ 09.4841.14A

Non Dimmable
- ☐ 09.4882.30A
- ■ 09.4882.14A

Dali Version
- ☐ 09.4841.30BDA
- ■ 09.4841.14BDA

24° MEDIUM

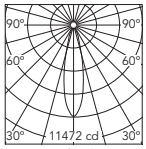

Luminous flux luminaire 2528 lm

Beam Angle: 24°

h(m)	E(lx)	D(m)
1	11472	0.43
2	2868	0.86
3	1275	1.28
4	717	1.71
5	459	2.14

3000K - CRI 90
On board dimmer
- ☐ 09.4844.30A
- ■ 09.4844.14A

Non Dimmable
- ☐ 09.4887.30A
- ■ 09.4887.14A

Dali Version
- ☐ 09.4844.30BDA
- ■ 09.4844.14BDA

24° MEDIUM

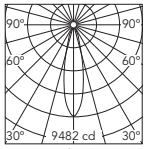

Luminous flux luminaire 2089 lm

Beam Angle: 24°

h(m)	E(lx)	D(m)
1	9482	0.43
2	2370	0.86
3	1054	1.28
4	593	1.71
5	379	2.14

4000K - CRI 90
On board dimmer included
- ☐ 09.4851.30A
- ■ 09.4851.14A

Non Dimmable
- ☐ 09.4883.30A
- ■ 09.4883.14A

Dali Version
- ☐ 09.4851.30BDA
- ■ 09.4851.14BDA

24° MEDIUM

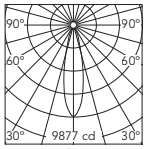

Luminous flux luminaire 2176 lm

Beam Angle: 24°

h(m)	E(lx)	D(m)
1	9877	0.43
2	2469	0.86
3	1097	1.28
4	617	1.71
5	395	2.14

3000K - CRI 80
On board dimmer
- ☐ 09.4842.30A
- ■ 09.4842.14A

Non Dimmable
- ☐ 09.4884.30A
- ■ 09.4884.14A

Dali Version
- ☐ 09.4842.30BDA
- ■ 09.4842.14BDA

37° FLOOD

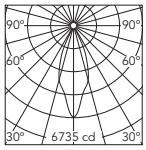

Luminous flux luminaire 2408 lm

Beam Angle: 37°

h(m)	E(lx)	D(m)
1	6735	0.67
2	1684	1.34
3	748	2.01
4	421	2.69
5	269	3.36

3000K - CRI 90
On board dimmer
- ☐ 09.4845.30A
- ■ 09.4845.14A

Non Dimmable
- ☐ 09.4888.30A
- ■ 09.4888.14A

Dali Version
- ☐ 09.4845.30BDA
- ■ 09.4845.14BDA

37° FLOOD

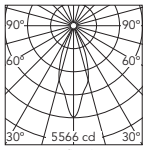

Luminous flux luminaire 1991 lm

Beam Angle: 37°

h(m)	E(lx)	D(m)
1	5566	0.67
2	1392	1.34
3	618	2.01
4	348	2.69
5	223	3.36

4000K - CRI 90
On board dimmer included
- ☐ 09.4852.30A
- ■ 09.4852.14A

Non Dimmable
- ☐ 09.4885.30A
- ■ 09.4885.14A

Dali Version
- ☐ 09.4852.30BDA
- ■ 09.4852.14BDA

37° FLOOD

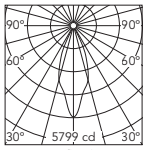

Luminous flux luminaire 2074 lm

Beam Angle: 37°

h(m)	E(lx)	D(m)
1	5799	0.67
2	1450	1.34
3	644	2.01
4	362	2.69
5	232	3.36

Ut Spot Track Multichip Ø86

Light Source: Top LED 11,5W - 850 lm - 3000K/CRI 90 / 11,5W - 950 lm - 3000K/CRI 80 / 11,5W - 1000 lm - 4000K/CRI 80

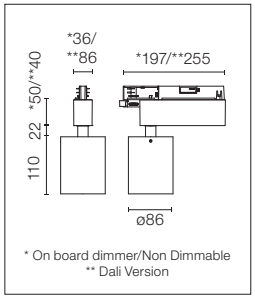

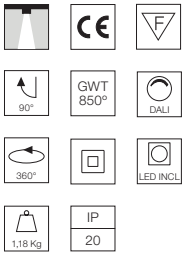

Proiettore per installazione su binario trifase con fonte di luce LED. Fonte di alimentazione 220-240V, 50-60Hz integrata.

Gli accessori non sono compatibili con questa versione.

Spotlight to be installed on 3-phase track with LED light source. 220-240V, 50-60Hz power supply integrated.

The accessories are not compatible with this version.

3000K - CRI 80

On board dimmer
- 09.4980.30
- 09.4980.14

Non Dimmable
- 09.4983.30
- 09.4983.14

Dali Version
- 09.4980.30ADA
- 09.4980.14ADA

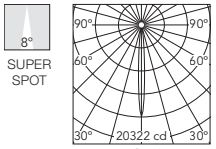

Luminous flux luminaire 776 lm

Beam Angle: 8°

h(m)	E(lx)	D(m)
1	20322	0.14
2	5081	0.27
3	2258	0.41
4	1270	0.54
5	813	0.68

4000K - CRI 80

On board dimmer
- 09.4982.30
- 09.4982.14

Non Dimmable
- 09.4985.30
- 09.4985.14

Dali Version
- 09.4982.30ADA
- 09.4982.14ADA

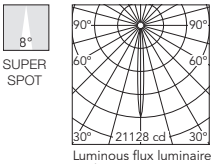

Luminous flux luminaire 807 lm

Beam Angle: 8°

h(m)	E(lx)	D(m)
1	21128	0.14
2	5282	0.27
3	2348	0.41
4	1321	0.54
5	845	0.68

3000K - CRI 90

On board dimmer
- 09.4981.30
- 09.4981.14

Non Dimmable
- 09.4984.30
- 09.4984.14

Dali Version
- 09.4981.30ADA
- 09.4981.14ADA

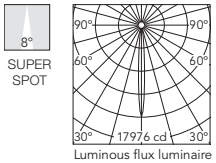

Luminous flux luminaire 687 lm

Beam Angle: 8°

h(m)	E(lx)	D(m)
1	17976	0.14
2	4494	0.27
3	1997	0.41
4	1124	0.54
5	719	0.68

Ut Spot Track Wall-Washer Ø86

Light Source: LED Array High Performances 33W - 3960 lm - 3000K/CRI 80 / 33W - 3250 lm - 3000K/CRI 90 / 33W - 3500 lm - 4000K/CRI 90

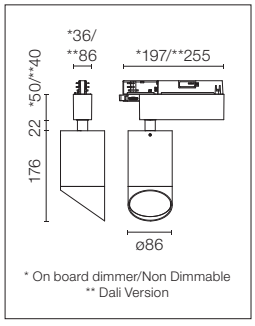

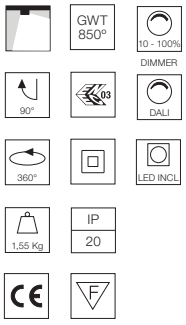

Proiettore per installazione su binario trifase con fonte di luce LED. Fonte di alimentazione 220-240V, 50-60Hz integrata.

Spotlight to be installed on 3-phase track with LED light source. 220-240V, 50-60Hz power supply integrated.

3000K - CRI 80

On board dimmer
- 09.4950.30A
- 09.4950.14A

Non Dimmable
- 09.4951.30A
- 09.4951.14A

Dali Version
- 09.4950.30BDA
- 09.4950.14BDA

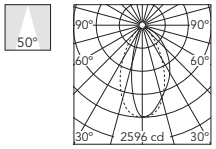

Luminous flux luminaire 2560 lm

Beam Angle: 50°

h(m)	E(lx)	D(m)
1	2596	0.98
2	649	1.97
3	288	2.95
4	162	3.94
5	104	4.92

4000K - CRI 90

On board dimmer
- 09.4956.30A
- 09.4956.14A

Non Dimmable
- 09.4957.30A
- 09.4957.14A

Dali Version
- 09.4956.30BDA
- 09.4956.14BDA

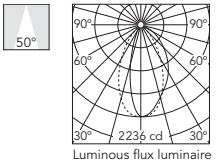

Luminous flux luminaire 2204 lm

Beam Angle: 50°

h(m)	E(lx)	D(m)
1	2236	0.98
2	559	1.97
3	248	2.95
4	140	3.94
5	89	4.92

3000K - CRI 90

On board dimmer
- 09.4953.30A
- 09.4953.14A

Non Dimmable
- 09.4954.30A
- 09.4954.14A

Dali Version
- 09.4953.30BDA
- 09.4953.14BDA

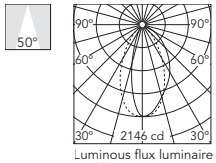

Luminous flux luminaire 2116 lm

Beam Angle: 50°

h(m)	E(lx)	D(m)
1	2146	0.98
2	537	1.97
3	238	2.95
4	134	3.94
5	86	4.92

UT Pro 150 GA-69

Light Source: LED Array 21W - 2524 lm - 3000K/CRI 80 / 21W - 2183 lm - 3000K/CRI 90 / 21W - 2360 lm - 4000K/CRI 90

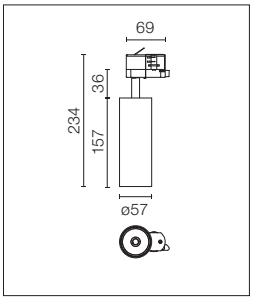

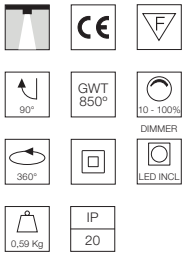

Finishes Available

.40 .14 All White

Proiettore per installazione su guida trifase standard con fonte di luce LED. Fonte di alimentazione 120-270V integrata.

Le versioni .40 hanno l'adattatore a guida, il braccio e la parte posteriore della testa neri. Nelle versioni “all white” l’adattatore a guida, il braccio e la parte posteriore della testa sono bianchi, e solo l’anello antiabbagliamento è nero.

Spotlight to be installed in standard 3-phase track with LED light source. 120-270V power supply integrated.

.40 versions come with the track adapter, the arm and the rear of the head in black. In the "All white" versions, the track adapter, the arm, the rear of the head and the head are white. Only the anti-glare ring is black.

3000K - CRI 80
On board dimmer
- [ ] 09.7270.40B
- [x] 09.7270.14B

All White
- [ ] 09.7270.40B78

21° SPOT

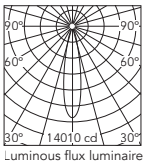

Luminous flux luminaire 2266 lm

Beam Angle: 21°

h(m)	E(lx)	D(m)
1	14010	0.37
2	3503	0.74
3	1557	1.11
4	876	1.48
5	560	1.85

3000K - CRI 90
On board dimmer
- [ ] 09.7276.40B
- [x] 09.7276.14B

All White
- [ ] 09.7276.40B78

21° SPOT

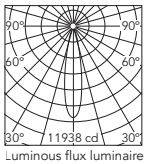

Luminous flux luminaire 1931 lm

Beam Angle: 21°

h(m)	E(lx)	D(m)
1	11938	0.37
2	2984	0.74
3	1326	1.11
4	746	1.48
5	478	1.85

4000K - CRI 90
On board dimmer
- [ ] 09.7271.40B
- [x] 09.7271.14B

All White
- [ ] 09.7271.40B78

21° SPOT

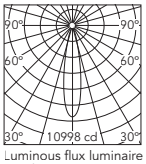

Luminous flux luminaire 1779 lm

Beam Angle: 21°

h(m)	E(lx)	D(m)
1	10998	0.37
2	2750	0.74
3	1222	1.11
4	687	1.48
5	440	1.85

3000K - CRI 80
On board dimmer
- [ ] 09.7272.40B
- [x] 09.7272.14B

All White
- [ ] 09.7272.40B78

27° MEDIUM

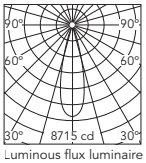

Luminous flux luminaire 1902 lm

Beam Angle: 27°

h(m)	E(lx)	D(m)
1	8715	0.49
2	2179	0.98
3	968	1.47
4	545	1.96
5	349	2.44

3000K - CRI 90
On board dimmer
- [ ] 09.7277.40B
- [x] 09.7277.14B

All White
- [ ] 09.7277.40B78

27° MEDIUM

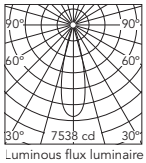

Luminous flux luminaire 1645 lm

Beam Angle: 27°

h(m)	E(lx)	D(m)
1	7538	0.49
2	1884	0.98
3	838	1.47
4	471	1.96
5	302	2.44

4000K - CRI 90
On board dimmer
- [ ] 09.7273.40B
- [x] 09.7273.14B

All White
- [ ] 09.7273.40B78

27° MEDIUM

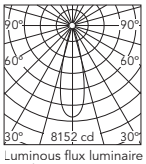

Luminous flux luminaire 1779 lm

Beam Angle: 27°

h(m)	E(lx)	D(m)
1	8152	0.49
2	2038	0.98
3	906	1.47
4	509	1.96
5	326	2.44

3000K - CRI 80
On board dimmer
- [ ] 09.7274.40B
- [x] 09.7274.14B

All White
- [ ] 09.7274.40B78

35° FLOOD

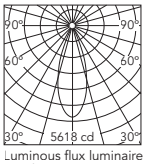

Luminous flux luminaire 1898 lm

Beam Angle: 35°

h(m)	E(lx)	D(m)
1	5618	0.64
2	1404	1.27
3	624	1.91
4	351	2.54
5	225	3.18

3000K - CRI 90
On board dimmer
- [ ] 09.7278.40B
- [x] 09.7278.14B

All White
- [ ] 09.7278.40B78

36° FLOOD

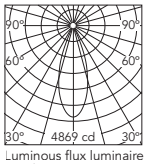

Luminous flux luminaire 1666 lm

Beam Angle: 36°

h(m)	E(lx)	D(m)
1	4869	0.64
2	1217	1.28
3	541	1.92
4	304	2.56
5	195	3.20

4000K - CRI 90
On board dimmer
- [ ] 09.7275.40B
- [x] 09.7275.14B

All White
- [ ] 09.7275.40B78

36° FLOOD

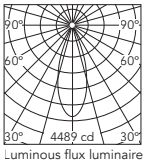

Luminous flux luminaire 1536 lm

Beam Angle: 36°

h(m)	E(lx)	D(m)
1	4489	0.64
2	1122	1.28
3	499	1.92
4	281	2.56
5	180	3.20

UT Pro 175 GA-69

Light Source: LED Array 46,5W - 4740 lm - 3000K/CRI 80 / 3960 lm - 3000K/CRI 90 / 4278 lm - 4000K/CRI 90

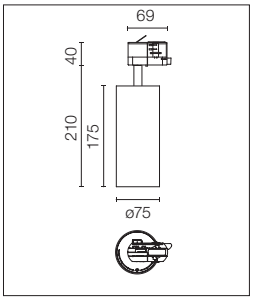

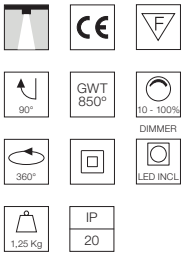

Finishes Available

.40 .14 All White

Proiettore per installazione su guida trifase standard con fonte di luce LED. Fonte di alimentazione 120-270V integrata.

Le versioni .40 hanno l'adattatore a guida, il braccio e la parte posteriore della testa neri. Nelle versioni “all white” l’adattatore a guida, il braccio e la parte posteriore della testa sono bianchi, e solo l’anello antiabbagliamento è nero.

Spotlight to be installed in standard 3-phase track with LED light source. 120-270V power supply integrated.

.40 versions come with the track adapter, the arm and the rear of the head in black. In the "All white" versions, the track adapter, the arm, the rear of the head and the head are white. Only the anti-glare ring is black.

3000K - CRI 80
On board dimmer
- [ ] 09.7310.40A
- [x] 09.7310.14A

All White
- [ ] 09.7310.40A78

20° SPOT

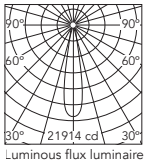

Luminous flux luminaire 3638 lm

Beam Angle: 20°

h(m)	E(lx)	D(m)
1	21906	0.35
2	5477	0.70
3	2434	1.04
4	1369	1.39
5	876	1.74

3000K - CRI 90
On board dimmer
- [ ] 09.7311.40A
- [x] 09.7311.14A

All White
- [ ] 09.7311.40A78

20° SPOT

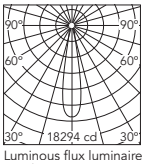

Luminous flux luminaire 3037 lm

Beam Angle: 20°

h(m)	E(lx)	D(m)
1	18287	0.35
2	4572	0.70
3	2032	1.04
4	1143	1.39
5	731	1.74

4000K - CRI 90
On board dimmer
- [ ] 09.7312.40A
- [x] 09.7312.14A

All White
- [ ] 09.7312.40A78

20° SPOT

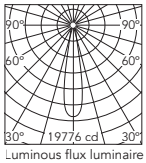

Luminous flux luminaire 3283 lm

Beam Angle: 20°

h(m)	E(lx)	D(m)
1	19769	0.35
2	4942	0.70
3	2197	1.04
4	1236	1.39
5	791	1.74

3000K - CRI 80
On board dimmer
- [ ] 09.7313.40A
- [x] 09.7313.14A

All White
- [ ] 09.7313.40A78

27° MEDIUM

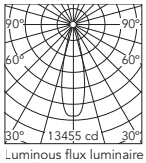

Luminous flux luminaire 3531 lm

Beam Angle: 27°

h(m)	E(lx)	D(m)
1	13450	0.48
2	3362	0.96
3	1494	1.44
4	841	1.93
5	538	2.41

3000K - CRI 90
On board dimmer
- [ ] 09.7314.40A
- [x] 09.7314.14A

All White
- [ ] 09.7314.40A78

27° MEDIUM

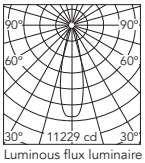

Luminous flux luminaire 2947 lm

Beam Angle: 27°

h(m)	E(lx)	D(m)
1	11225	0.48
2	2806	0.96
3	1247	1.44
4	702	1.93
5	449	2.41

4000K - CRI 90
On board dimmer
- [ ] 09.7315.40A
- [x] 09.7315.14A

All White
- [ ] 09.7315.40A78

27° MEDIUM

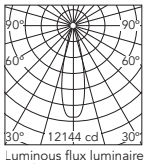

Luminous flux luminaire 3187 lm

Beam Angle: 27°

h(m)	E(lx)	D(m)
1	12140	0.48
2	3035	0.96
3	1349	1.44
4	759	1.93
5	486	2.41

3000K - CRI 80
On board dimmer
- [ ] 09.7316.40A
- [x] 09.7316.14A

All White
- [ ] 09.7316.40A78

34° FLOOD

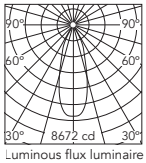

Luminous flux luminaire 3476 lm

Beam Angle: 34°

h(m)	E(lx)	D(m)
1	8672	0.61
2	2168	1.22
3	964	1.83
4	542	2.44
5	347	3.04

3000K - CRI 90
On board dimmer
- [ ] 09.7317.40A
- [x] 09.7317.14A

All White
- [ ] 09.7317.40A78

34° FLOOD

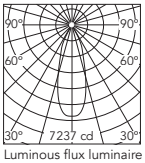

Luminous flux luminaire 2901 lm

Beam Angle: 34°

h(m)	E(lx)	D(m)
1	7237	0.61
2	1809	1.22
3	804	1.83
4	452	2.44
5	289	3.04

4000K - CRI 90
On board dimmer
- [ ] 09.7318.40A
- [x] 09.7318.14A

All White
- [ ] 09.7318.40A78

34° FLOOD

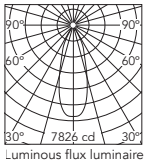

Luminous flux luminaire 3137 lm

Beam Angle: 34°

h(m)	E(lx)	D(m)
1	7826	0.61
2	1957	1.22
3	870	1.83
4	489	2.44
5	313	3.04

UT Pro 175 Lens GA-69

Light Source: LED Array 35,3W - 3950 lm - 3000K/CRI 80 / 35,3W - 3250 lm - 3000K/CRI 90 / 35,3W - 3400 lm - 4000K/CRI 90

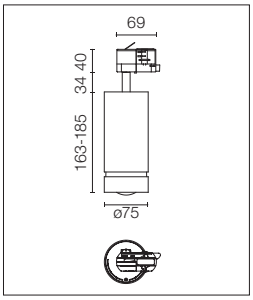

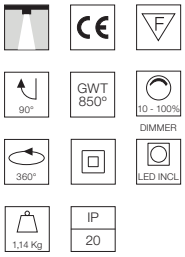

Finishes Available

Proiettore per installazione su guida trifase standard con fonte di luce LED. Dotato di lente che permette di regolare l'angolo di apertura da 13° a 56°. Fonte di alimentazione 120-270V integrata.

Le versioni .40 hanno l'adattatore a guida, il braccio e la parte posteriore della testa neri. Nelle versioni "all white" l'adattatore a guida, il braccio e la parte posteriore della testa sono bianchi, e solo l'anello antiabbagliamento è nero.

Spotlight to be installed in standard 3-phase track with LED light source. Includes adjustable lens allowing opening angle calibration from 13° to 56°. 120-270V power supply integrated.

.40 versions come with the track adapter, the arm and the rear of the head in black. In the "All white" versions, the track adapter, the arm, the rear of the head and the head are white. Only the anti-glare ring is black.

3000K - CRI 80
On board dimmer
- ☐ 09.7373.40
- ■ 09.7373.14
  All White
- ☐ 09.7373.40.78

13° LENS OUT

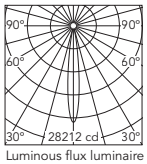

Luminous flux luminaire 2314 lm

Beam Angle: 13°

h(m)	E(lx)	D(m)
1	28212	0.23
2	7053	0.46
3	3135	0.70
4	1763	0.93
5	1128	1.16

56° LENS IN

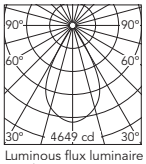

Luminous flux luminaire 3468 lm

Beam Angle: 56°

h(m)	E(lx)	D(m)
1	4649	1.07
2	1162	2.14
3	517	3.21
4	291	4.29
5	186	5.36

3000K - CRI 90
On board dimmer
- ☐ 09.7374.40
- ■ 09.7374.14
  All White
- ☐ 09.7374.40.78

13° LENS OUT

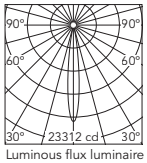

Luminous flux luminaire 1912 lm

Beam Angle: 13°

h(m)	E(lx)	D(m)
1	23312	0.23
2	5828	0.46
3	2590	0.70
4	1457	0.93
5	932	1.16

56° LENS IN

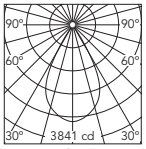

Luminous flux luminaire 2866 lm

Beam Angle: 56°

h(m)	E(lx)	D(m)
1	3841	1.07
2	960	2.14
3	427	3.21
4	240	4.29
5	154	5.36

4000K - CRI 90
On board dimmer
- ☐ 09.7375.40
- ■ 09.7375.14
  All White
- ☐ 09.7375.40.78

13° LENS OUT

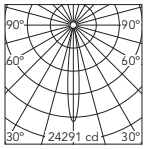

Luminous flux luminaire 1992 lm

Beam Angle: 13°

h(m)	E(lx)	D(m)
1	24291	0.23
2	6073	0.46
3	2699	0.70
4	1518	0.93
5	972	1.16

56° LENS IN

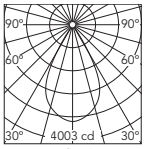

Luminous flux luminaire 2986 lm

Beam Angle: 56°

h(m)	E(lx)	D(m)
1	4003	1.07
2	1001	2.14
3	445	3.21
4	250	4.29
5	160	5.36

UT Pro Wall-Washer GA-69 (Dali GA-600)

Light Source: Top LED 25,5W - 2700 lm - 3000K/CRI 90 / 25,5W - 2900 lm - 4000K/CRI 90

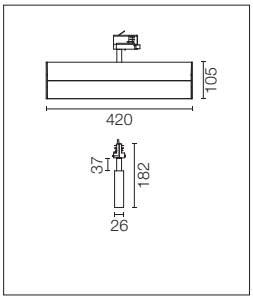

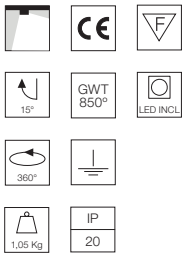

Finishes Available

Modulo d'illuminazione Wall-Washer installabile su guida trifase standard con fonte di luce LED. Fonte di alimentazione 220-240V integrata. Per la versione DALI sono necessari profili dimmerabili (consultare capitolo "Tracks").

Le versioni .40 hanno l'adattatore a guida, il braccio e la parte posteriore della testa neri. Nelle versioni "all white" l'adattatore a guida, il braccio e la parte posteriore della testa sono bianchi.

Wall-Washer lighting module to be installed in standard 3-phase track with LED light source. 220-240V power supply integrated. DALI version requires dimmable tracks (please refer to the "Tracks" chapter).

.40 versions come with the track adapter, the arm and the rear of the head in black. In the "All white" versions, the track adapter, the arm, the rear of the head and the head are white.

3000K - CRI 90
Non Dimmable
- ☐ 09.7504.40
- ■ 09.7504.14
  All White
- ☐ 09.7504.40.78

Dali Version
- ☐ 09.7504.40.DA
- ■ 09.7504.14.DA
  All White
- ☐ 09.7504.40.YU

36°

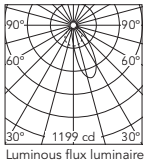

Luminous flux luminaire 1706 lm

Beam Angle: 36°

h(m)	E(lx)	D(m)
1	1199	0.78
2	300	1.56
3	133	2.34
4	75	3.12
5	48	3.90

4000K - CRI 90
Non Dimmable
- ☐ 09.7505.40
- ■ 09.7505.14
  All White
- ☐ 09.7505.40.78

Dali Version
- ☐ 09.7505.40.DA
- ■ 09.7505.14.DA
  All White
- ☐ 09.7505.40.YU

36°

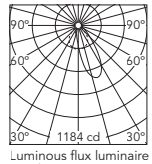

Luminous flux luminaire 1700 lm

Beam Angle: 36°

h(m)	E(lx)	D(m)
1	1184	0.76
2	296	1.52
3	132	2.28
4	74	3.04
5	47	3.80

Accessori / Accessories

Crocetta di schermatura, lenti e honeycomb direttamente installabili sulla testa dell'apparecchio di illuminazione senza necessità di accessori di fissaggio.

Screening crosspiece, lenses and honeycomb directly installable on the head of the luminaire without needing any fastening accessory.

UT Spot Ø57 / UT Pro 150

Filtro a croce. antiabbagliamento. Screening crosspiece.		08.8429.00
Lente ellittica Elliptical lens		08.8431.00
Lente flood Flood lens For Spot & Medium optics		08.8432.00
Honeycomb Honeycomb		08.8428.00
Cono di schermatura Snoot shielding cone	29	08.0526.00 08.0526.40 08.0526.BW

UT Pro 175

Filtro a croce. antiabbagliamento. Screening crosspiece.		08.9108.00
Lente ellittica Elliptical lens		08.9109.00
Lente flood Flood lens		08.9110.00
Honeycomb Honeycomb		08.9107.00
Cono di schermatura Snoot shielding cone	35	08.9111.00 08.9111.40 08.9111.BW

Accessori / Accessories

Crocetta di schermatura, lenti e honeycomb direttamente installabili sulla testa dell'apparecchio di illuminazione.
UT Spot Ø86: Compatibilità di installazione di honeycomb + lente contemporaneamente.
UT Spot Ø86 Multichip: Gli accessori non sono compatibili con questa versione.

Screening crosspiece, lenses and honeycomb directly installable on the head of the luminaire.
UT Spot Ø86: Installation compatible with Honeycomb + Lense at the same time.
UT Spot Ø86 Multichip: The accessories are not compatible with this version.

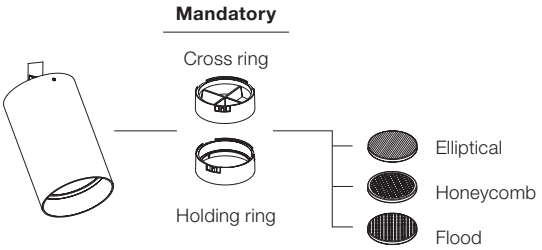

UT Spot Ø86

Anello di supporto Holding ring		08.8410.00

UT Spot Ø86 LED Array

Filtro a croce antiabbagliamento. Screening crosspiece.		08.8411.00

UT Spot Ø86 LED Array
Obbligatorio anello di supporto o filtro a croce antiabbagliamento.
Mandatory holding ring or screening crosspiece.

Lente ellittica Elliptical lens		08.8163.68
Lente flood Flood lens For Spot & Medium optics		08.8175.68
Honeycomb Honeycomb		08.8495.14

WAN SPOT

DESIGNED BY JOHANNA GRAWUNDER

LIGHT SOURCE
LED ARRAY
9,2W
945 lm
3000K/CRI 80

LIGHT SOURCE
LED
QT-14
G9

30 Bianco
30 White

05 Alluminio Lucido
05 Polished Aluminium

14 Nero
14 Black

GN Verde
GN Green

Può essere ruotato di 360° e orientato di 60°.
Can be rotated 360° and swivelled 60°.

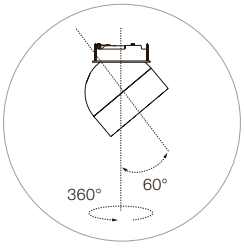

Descrizione
Apparecchio di illuminazine a parete o soffitto per illuminazione diretta. Corpo in alluminio con finiture cromata, bianco lucido, verde lucido e nero lucido. Schermo antiabbagliamento.
L'apparecchio è dotato di due differenti anelli con finitura verde lucido e nero lucido, che hanno la funzione di riparare il vetro temperato di sicurezza.

Riflettori
Riflettore in alluminio sabbiato e sbiancato chimicamente.

Unità di Alimentazione
Precablaggio incluso pronto per essere alimentato per mezzo di apparecchiature remote.
Prodotti per l'alimentazione dimmerabile – Consigliamo la lettura del capitolo sul driver per conoscere i casi di declinazione di responsabilità in materia di alimentatori dimmerabili.

Informazioni Aggiuntive
Rotazione sull'asse verticale fino a 360° e orientamento fino a 60°.
Grado di protezione IP20.
Classe di isolamento II, III, a seconda delle versioni.
Adatti ad installazioni su superfici normalmente infiammabili.

Prima di effettuare l'ordine, si consiglia di informarsi per bene sulle caratteristiche del prodotto che non sono state incluse in questo catalogo e che possono essere determinanti per il suo progetto di installazione, consultando la pagina web di Flos per professionisti, la scheda tecnica del prodotto e le istruzioni per la sua installazione e montaggio.

Conformità e Marchi di Qualità
Apparecchio conforme alla Normativa Tecnica Europea EN60598-1 e relative parti seconde.

Description
Wall or ceiling lamp providing direct light. Aluminum body, available in chrome, shiny white, enameled green, and shiny black finishes. Low glare shield.
Provided by two different ring due to fix the safety tempered glass, in shiny black and enameled green.

Reflectors
Sanded and chemically bleached aluminum reflector.

Power Supply
Pre-wiring included; ready for remote power supply.
Mains Dimming Products – Please read Mains Dimming disclaimer in drivers chapter.

Additional Information
0° - 360° vertical rotation and 0° - 60° adjustment.
IP20 protection grade.
Insulation class II, III depending on the versions.
Suitable for installation on normally inflammable surfaces.

Before placing your order, please consult the product details also on the Flos professional website, in its technical data sheet and in the installation and assembly instructions to find all the information that may not be included in this catalogue or that could be relevant to your specific project or installation.

Standard Compliance and Quality Marks
EN60598-1 European Technical Standards and any subsequent additions.

Wan Spot

Light Source: LED Array DC 500 mA - 9,2W - 945 lm - 3000K/CRI 80

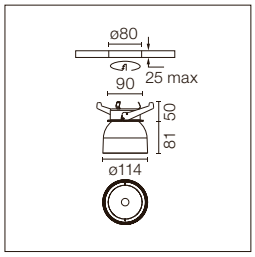

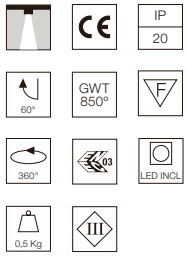

Apparecchio di illuminazione da installare ad incasso a soffitto/ parete. Fonte di alimentazione esclusa.

Spotlight to be installed recessed on ceiling/wall. Power supply not included.

Alimentazioni raccomandate / Recommended power supply*:

Non Dimmable	60.9768
Dimmable 0/1-10V	RF27961
Dimmable Dali 2	60.9826
Mains Dimming	60.9411
Casambi	60.9207

* Vedi capitolo Drivers / Refer to the Drivers chapter

- 03.6174.30A
- 03.6174.05A
- 03.6174.14A
- 03.6174.GNA

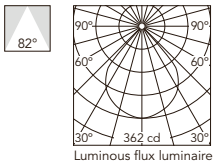

Luminous flux luminaire 505 lm

Beam Angle: 82°

h(m)	E(lx)	D(m)
1	362	1.75
2	91	3.50
3	40	5.25
4	23	7.00
5	14	8.75

Wan Spot

Light Source: QT-14 G9 max 40W

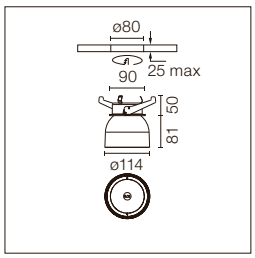

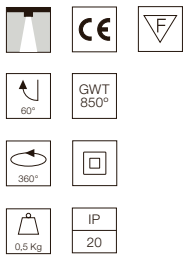

Apparecchio di illuminazione da installare ad incasso a soffitto/parete con alimentazione a tensione di rete.

Spotlight to be installed recessed on ceiling/wall with main voltage source.

- 03.6170.30
- 03.6170.05
- 03.6170.14
- 03.6170.GN

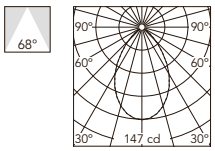

Luminous flux luminaire 460 lm

Beam Angle: 68°

h(m)	E(lx)	D(m)
1	147	1.35
2	37	2.70
3	16	4.05
4	9	5.40
5	6	6.75

@Black Ring

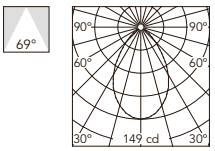

Luminous flux luminaire 460 lm

Beam Angle: 69°

h(m)	E(lx)	D(m)
1	149	1.38
2	37	2.75
3	17	4.13
4	9	5.50
5	6	6.88

@Green Ring

CEILING / WALL

C1, UT Pro Surface, Kap Surface&
Suspension, Super Line&Pro, Light Bell,
Fort Knox Wall&Mini, Thin LED,
G-O, TheBlockofLight.

NEW

C 1

DESIGNED BY VINCENT VAN DUYSEN

MONO SPOT CEILING SMALL

LIGHT SOURCE
POWER LED
6W
510 lm
2700K/CRI 90
560 lm
3000K/CRI 90

MONO SPOT WALL SMALL

LIGHT SOURCE
POWER LED
6W
510 lm
2700K/CRI 90
560 lm
3000K/CRI 90

DOUBLE SPOT WALL SMALL

LIGHT SOURCE
POWER LED
12W
1020 lm
2700K/CRI 90
1120 lm
3000K/CRI 90

DOUBLE SPOT SURFACE SMALL

LIGHT SOURCE
POWER LED
14,5W
1020 lm
2700K/CRI 90
1120 lm
3000K/CRI 90

MONO SPOT CEILING LARGE

LIGHT SOURCE
POWER LED
Up to 14W
1225 lm
2700K/CRI 90
1300 lm
3000K/CRI 90

MONO SPOT WALL LARGE

LIGHT SOURCE
POWER LED
Up to 14W
1225 lm
2700K/CRI 90
1300 lm
3000K/CRI 90

DOUBLE SPOT WALL LARGE

LIGHT SOURCE
POWER LED
Up to 28W
2450 lm
2700K/CRI 90
2600 lm
3000K/CRI 90

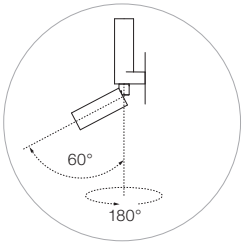

Wall

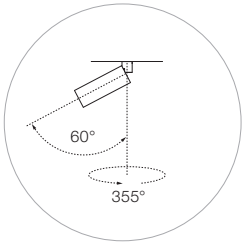

Ceiling & Surface

NEW

Descrizione
Un nuovo programma di apparecchi per installazione a parete e soffitto sviluppato ad-hoc per applicazioni residenziali e alberghiere.
Il design estremamente essenziale del prodotto nasconde uno speciale snodo meccanico integrato che consente di estrarre ed orientare il corpo lampada fino a 60° sull'asse verticale e sull'asse orizzontale (355° per la versione a incasso e 140° per la versione a parete) garantendo un'incredibile versatilità ideale per soddisfare le esigenze di qualsiasi progetto.
Le versioni sviluppate per installazione a parete sono disponibili con emissione singola o doppia.

Gruppo Ottico
Gruppo ottico ad elevato comfort visivo integrato nel corpo del prodotto e disponibile con aperture di fascio differenziate.
L'apparecchio è predisposto per produrre un'emissione di luce diffusa o una distribuzione piú concentrata ideale per illuminazione d'accento o luce puntuale per la lettura in applicazioni da testa-letto.
Le versioni biemissione includono come accessorio uno schermo diffondente che può essere integrato all'interno del gruppo ottico per creare un effetto di luce soffusa.

Alimentazione
Tutti gli apparecchi vanno alimentati con driver remoto non incluso disponibile con varie alternative di controllo.

Sistema di Regolazione
Gli apparecchi possono essere controllati via 0/1-10V, DALI, Push Dimming e Casambi. Sistema di controllo in modalitá broadcast. Negli apparecchi a doppia emissione è possible controllare in maniera indipendente l'emissione diretta e quella indiretta.
C1 Double Surface include il driver e supporta ON/OFF, mains dimming e controllo DALI.

Installazione
Il prodotto è predisposto per l'installazione su superfici di varia natura.
Tutti i prodotti vanno completati con un kit di montaggio dedicato per ottenere un'installazione No-trim o con Basetta. L'installazione No trim è compatibile esclusivamente con superfici in cartongesso con spessore minimo di 9mm e massimo 25mm.
L'installazione con Basetta consente di effettuare la connessione elettrica all'interno del supporto di superficie.

Informazione Aggiuntiva
Sistema elettrico controllato in corrente costante.
Grado di protezione IP20.
Adatto per installazione su superfici normalmente infiammabili.

Prima di effettuare l'ordine, si consiglia di informarsi per bene sulle caratteristiche del prodotto che non sono state incluse in questo catalogo e che possono essere determinanti per il suo progetto di installazione, consultando la pagina web di Flos per professionisti, la scheda tecnica del prodotto e le istruzioni per la sua installazione e montaggio.

Conformità e Marchi di Qualità
Apparecchio conforme alla Normativa Tecnica Europea EN60598-1 e relative parti seconde.

Description
New program of wall and ceiling-mounted luminaires developed for residential and hospitality use.
The extremely minimalist design of the product hides a special, integrated mechanical connection that allows the luminaire body to be extracted and oriented up to 60° on the vertical axis and on the horizontal axis (355° in the ceiling version and 140° in the wall version), ensuring an impressive versatility, ideal to meet the needs of any project.
Versions developed for wall mounting are available with single or dual emission.

Optical Group
Optical group with high visual comfort in the body of the product, available with differentiated beamwidths.
This luminaire is designed to provide diffuse light emission or a more concentrated light distribution, ideal when accent or spot lighting is needed for reading in bed headboard applications.
Dual-emission models include a diffusing screen as accessory that can be integrated into the optical unit, producing a soft light effect.

Power Supply
All devices must be powered by a remote controller (not included) available with various control options.

Control System
Units can be controlled by 0/1-10V, DALI, Push Dimming and Casambi. Broadcast control system. In devices with dual emission, direct and indirect emissions can be controlled independently.
C1 Double Surface includes the driver and supports ON/OFF, mains dimming, and DALI control.

Installation
The product is ready to be installed on different surface types.
All products are completed with a dedicated No Trim or plate installation mounting kit. The No Trim installation is only compatible with plasterboard surfaces with a minimum thickness of 9mm and a maximum of 25mm. Plate installation allows the electrical connection to be made inside the surface mount.

Additional Information
Constant voltage controlled electrical system.
IP20 Protection Index.
Suitable for installation on normally flammable surfaces.

Before placing your order, please consult the product details also on the Flos professional website, in its technical data sheet and in the installation and assembly instructions to find all the information that may not be included in this catalogue or that could be relevant to your specific project or installation.

Standard Compliance and Quality Marks
EN60598-1 European Technical Standards and any subsequent additions.

Mono Spot Ceiling Small Ø35

Light Source: Power LED DC 500 mA - 6W - 510 lm - 2700K/CRI 90 / 6W - 560 lm - 3000K/CRI 90

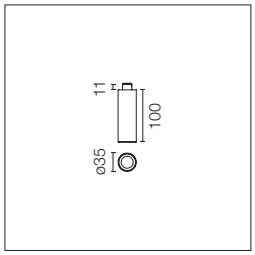

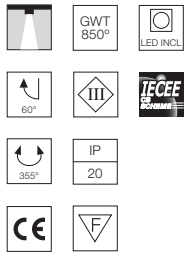

Apparecchio orientabile a LED per interni adatto per installazione a soffitto. Il corpo del prodotto puó essere estratto dalla superficie di installazione e orientato di 60° sull'asse verticale e 355° sull'asse orizzontale.
Gruppo ottico Full cut-off integrato.
Alimentazione remota (non inclusa) da posizionare in un luogo accessibile.
La cornice di installazione dev'essere richiesta separatamente.

Adjustable luminaire with LED for indoor use, suitable for ceiling installation. The body can be extracted from the installation surface for 60° orientation on the vertical axis and 355° on the horizontal axis.
Integrated Full cut-off optical group.
The remote power supply (not included) must be placed in an accessible location.
The installation frame must be ordered separately

Alimentazioni raccomandate / Recommended power supply*:

Non Dimmable	60.9592
Dimmable 1-10V	60.9208
Dimmable Dali 2 / Push	RF30699
Casambi	60.9207

* Vedi capitolo Drivers / Refer to the Drivers chapter

2700K
- 03.1220.DY
- 03.1220.DR
- 03.1220.EQ
- 03.1220.ER
- 03.1220.ES

15° SPOT

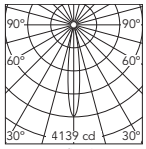

Luminous flux luminaire 376 lm

Beam Angle: 15°

h(m)	E(lx)	D(m)
1	4139	0.26
2	1035	0.51
3	460	0.77
4	259	1.03
5	166	1.28

3000K
- 03.1225.DY
- 03.1225.DR
- 03.1225.EQ
- 03.1225.ER
- 03.1225.ES

15° SPOT

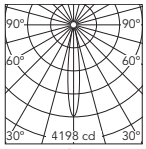

Luminous flux luminaire 382 lm

Beam Angle: 15°

h(m)	E(lx)	D(m)
1	4198	0.26
2	1050	0.51
3	466	0.77
4	262	1.03
5	168	1.28

2700K
- 03.1221.DY
- 03.1221.DR
- 03.1221.EQ
- 03.1221.ER
- 03.1221.ES

18° MEDIUM

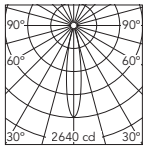

Luminous flux luminaire 368 lm

Beam Angle: 18°

h(m)	E(lx)	D(m)
1	2640	0.32
2	660	0.65
3	293	0.97
4	165	1.30
5	106	1.62

3000K
- 03.1226.DY
- 03.1226.DR
- 03.1226.EQ
- 03.1226.ER
- 03.1226.ES

18° MEDIUM

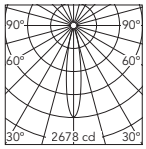

Luminous flux luminaire 374 lm

Beam Angle: 18°

h(m)	E(lx)	D(m)
1	2678	0.32
2	669	0.65
3	298	0.97
4	167	1.30
5	107	1.62

Mono Spot Wall Small Ø35

Light Source: Power LED DC 500 mA - 6W - 510 lm - 2700K/CRI 90 / 6W - 560 lm - 3000K/CRI 90

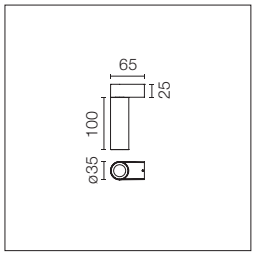

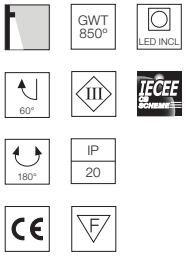

Apparecchio orientabile a LED per interni adatto per installazione a parete. Il corpo del prodotto puó essere estratto dalla superficie di installazione e orientato di 60° sull'asse verticale e 180° sull'asse orizzontale.
Gruppo ottico Full cut-off integrato.
Alimentazione remota (non inclusa) da posizionare in un luogo accessibile.
La cornice di installazione dev'essere richiesta separatamente.

Adjustable luminaire with LED for indoor use, suitable for wall installation. The body can be extracted from the installation surface for 60° orientation on the vertical axis and 180° on the horizontal axis.
Integrated Full cut-off optical group.
The remote power supply (not included) must be placed in an accessible location.
The installation frame must be ordered separately.

Alimentazioni raccomandate / Recommended power supply*:

Non Dimmable	60.9592
Dimmable 1-10V	60.9208
Dimmable Dali 2 / Push	RF30699
Casambi	60.9207

* Vedi capitolo Drivers / Refer to the Drivers chapter

2700K
- 03.1200.DY
- 03.1200.DR
- 03.1200.EQ
- 03.1200.ER
- 03.1200.ES

15° SPOT

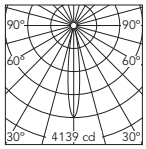

Luminous flux luminaire
376 lm

Beam Angle: 15°

h(m)	E(lx)	D(m)
1	4139	0.26
2	1035	0.51
3	460	0.77
4	259	1.03
5	166	1.28

3000K
- 03.1205.DY
- 03.1205.DR
- 03.1205.EQ
- 03.1205.ER
- 03.1205.ES

15° SPOT

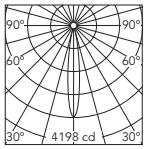

Luminous flux luminaire
382 lm

Beam Angle: 15°

h(m)	E(lx)	D(m)
1	4198	0.26
2	1050	0.51
3	466	0.77
4	262	1.03
5	168	1.28

2700K
- 03.1201.DY
- 03.1201.DR
- 03.1201.EQ
- 03.1201.ER
- 03.1201.ES

18° MEDIUM

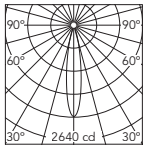

Luminous flux luminaire
368 lm

Beam Angle: 18°

h(m)	E(lx)	D(m)
1	2640	0.32
2	660	0.65
3	293	0.97
4	165	1.30
5	106	1.62

3000K
- 03.1206.DY
- 03.1206.DR
- 03.1206.EQ
- 03.1206.ER
- 03.1206.ES

18° MEDIUM

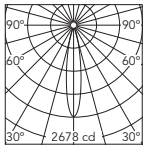

Luminous flux luminaire
374 lm

Beam Angle: 18°

h(m)	E(lx)	D(m)
1	2678	0.32
2	669	0.65
3	298	0.97
4	167	1.30
5	107	1.62

Double Spot Wall Small Ø35

Light Source: Power LED DC 500 mA - 12W - 1020 lm - 2700K/CRI 90 / 12W - 1120 lm - 3000K/CRI 90

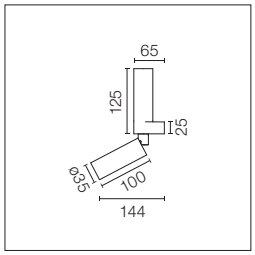

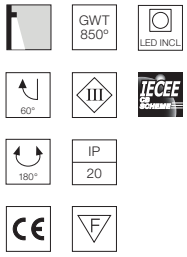

Apparecchio orientabile a LED per interni adatto per installazione a parete. Il corpo inferiore del prodotto puó essere estratto dalla superficie di installazione e orientato di 60° sull'asse verticale e 180° sull'asse orizzontale.
Gruppo ottico Full cut-off integrato.
Accessori integrati (lente diffondente up). Alimentazione remota (non inclusa) da posizionare in un luogo accessibile. La cornice di installazione dev'essere richiesta separatamente.

Adjustable luminaire with LED for indoor use, suitable for wall installation. The lower part of the body can be extracted from the installation surface for 60° orientation on the vertical axis and 180° on the horizontal axis.
Integrated Full cut-off optical group.
Accessories integrated (up diffuser).
The remote power supply (not included) must be placed in an accessible location.
The installation frame must be ordered separately.

Alimentazioni raccomandate / Recommended power supply*:

Non Dimmable	60.9592
Dimmable 1-10V	60.9208
Dimmable Dali 2 / Push	RF30699
Casambi	60.9207

* Vedi capitolo Drivers / Refer to the Drivers chapter

2700K
- 03.1210.DY
- 03.1210.DR
- 03.1210.EQ
- 03.1210.ER
- 03.1210.ES

15° SPOT

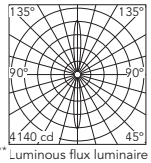

** Luminous flux luminaire 753 lm

Beam Angle: 15°

h(m)	E(lx)	D(m)
1	4140	0.26
2	1035	0.51
3	460	0.77
4	259	1.03
5	166	1.28

3000K
- 03.1215.DY
- 03.1215.DR
- 03.1215.EQ
- 03.1215.ER
- 03.1215.ES

15° SPOT

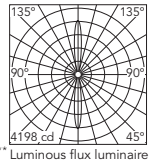

** Luminous flux luminaire 763 lm

Beam Angle: 15°

h(m)	E(lx)	D(m)
1	4198	0.26
2	1049	0.51
3	466	0.77
4	263	1.03
5	168	1.28

2700K
- 03.1211.DY
- 03.1211.DR
- 03.1211.EQ
- 03.1211.ER
- 03.1211.ES

18° MEDIUM

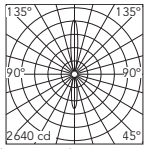

** Luminous flux luminaire 745 lm

Beam Angle: 18°

h(m)	E(lx)	D(m)
1	2640	0.32
2	660	0.65
3	293	0.97
4	165	1.30
5	106	1.62

3000K
- 03.1216.DY
- 03.1216.DR
- 03.1216.EQ
- 03.1216.ER
- 03.1216.ES

18° MEDIUM

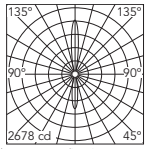

** Luminous flux luminaire 755 lm

Beam Angle: 18°

h(m)	E(lx)	D(m)
1	2678	0.32
2	669	0.65
3	298	0.97
4	168	1.30
5	107	1.62

** Dati fotometrici senza lente diffondente up / Photometric data without up diffuser.

NEW

Double Spot Surface Small Ø35

Light Source: Power LED – 14,5W - 1020 lm - 2700K/CRI 90 / 14,5W - 1120 lm - 3000K/CRI 90

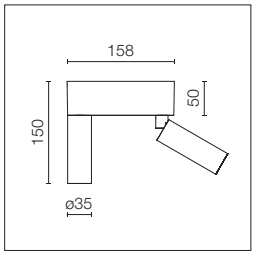

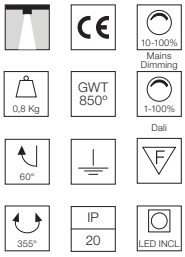

Apparecchio orientabile a LED per interni adatto per installazione a soffitto. Il corpo del prodotto puó essere estratto dalla superficie di installazione e orientato di 60° sull'asse verticale e 180° sull'asse orizzontale. Gruppo ottico Full cut-off integrato e alimentatore incluso.

Adjustable luminaire with LED for indoor use, suitable for ceiling installation. The body can be extracted from the installation surface for 60° orientation on the vertical axis and 180° on the horizontal axis. Integrated Full cut-off optical group and the power supply is included.

Optic Spot - 2700K

Non Dimming

- 05.3500.DY
- 05.3500.DR
- 05.3500.EQ
- 05.3500.ER
- 05.3500.ES

Mains Dimming

- 05.3500.DY.NI
- 05.3500.DR.NI
- 05.3500.EQ.NI
- 05.3500.ER.NI
- 05.3500.ES.NI

Dali

- 05.3500.DY.DA
- 05.3500.DR.DA
- 05.3500.EQ.DA
- 05.3500.ER.DA
- 05.3500.ES.DA

15°
SPOT

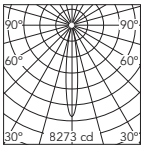

Luminous flux luminaire
752 lm

Beam Angle: 15°

h(m)	E(lx)	D(m)
1	8273	0.26
2	2068	0.51
3	919	0.77
4	517	1.03
5	331	1.28

Optic Spot - 3000K

Non Dimming

- 05.3505.DY
- 05.3505.DR
- 05.3505.EQ
- 05.3505.ER
- 05.3505.ES

Mains Dimming

- 05.3505.DY.NI
- 05.3505.DR.NI
- 05.3505.EQ.NI
- 05.3505.ER.NI
- 05.3505.ES.NI

Dali

- 05.3505.DY.DA
- 05.3505.DR.DA
- 05.3505.EQ.DA
- 05.3505.ER.DA
- 05.3505.ES.DA

15°
SPOT

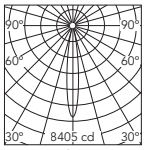

Luminous flux luminaire
764 lm

Beam Angle: 15°

h(m)	E(lx)	D(m)
1	8405	0.26
2	2101	0.51
3	934	0.77
4	525	1.03
5	336	1.28

Optic Medium - 2700K

Non Dimming

- 05.3501.DY
- 05.3501.DR
- 05.3501.EQ
- 05.3501.ER
- 05.3501.ES

Mains Dimming

- 05.3501.DY.NI
- 05.3501.DR.NI
- 05.3501.EQ.NI
- 05.3501.ER.NI
- 05.3501.ES.NI

Dali

- 05.3501.DY.DA
- 05.3501.DR.DA
- 05.3501.EQ.DA
- 05.3501.ER.DA
- 05.3501.ES.DA

18°
MEDIUM

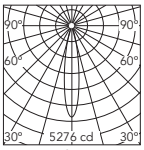

Luminous flux luminaire
736 lm

Beam Angle: 18°

h(m)	E(lx)	D(m)
1	5276	0.32
2	1319	0.65
3	586	0.97
4	330	1.30
5	211	1.62

Optic Medium - 3000K

Non Dimming

- 05.3506.DY
- 05.3506.DR
- 05.3506.EQ
- 05.3506.ER
- 05.3506.ES

Mains Dimming

- 05.3506.DY.NI
- 05.3506.DR.NI
- 05.3506.EQ.NI
- 05.3506.ER.NI
- 05.3506.ES.NI

Dali

- 05.3506.DY.DA
- 05.3506.DR.DA
- 05.3506.EQ.DA
- 05.3506.ER.DA
- 05.3506.ES.DA

18°
MEDIUM

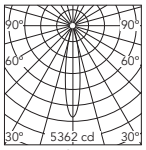

Luminous flux luminaire
748 lm

Beam Angle: 18°

h(m)	E(lx)	D(m)
1	5362	0.32
2	1340	0.65
3	596	0.97
4	335	1.30
5	214	1.62

Mono Spot Ceiling Large Ø56

Light Source: Power LED DC 950 mA - 11W - 970 lm - 2700K/CRI 90 / 11W - 1050 lm - 3000K/CRI 90
Power LED DC 1200 mA - 14W - 1225 lm - 2700K/CRI 90 / 14W - 1300 lm - 3000K/CRI 90

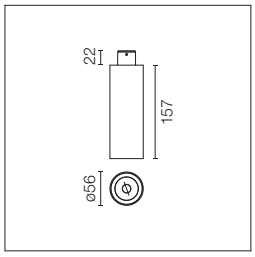

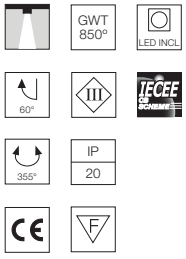

Apparecchio orientabile a LED per interni adatto per installazione a soffitto. Il corpo del prodotto puó essere estratto dalla superficie di installazione e orientato di 60° sull'asse verticale e 355° sull'asse orizzontale.
Gruppo ottico Full cut-off integrato.
Alimentazione remota (non inclusa) da posizionare in un luogo accessibile.
La cornice di installazione dev'essere richiesta separatamente.

Adjustable luminaire with LED for indoor use, suitable for ceiling installation. The body can be extracted from the installation surface for 60° orientation on the vertical axis and 355° on the horizontal axis.
Integrated Full cut-off optical group.
The remote power supply (not included) must be placed in an accessible location.
The installation frame must be ordered separately.

Alimentazioni raccomandate / Recommended power supply*:

	950 mA	1200 mA
Non Dimmable	RF27370	60.9276
Dimmable Dali 2 / Push	RF30699	60.9276
Dimmable 0/1-10V	60.9439	60.9276
Casambi	60.9207	60.9276+60.9392

* Vedi capitolo Drivers / Refer to the Drivers chapter

2700K
03.1250.DYB
03.1250.DRB
03.1250.EQB
03.1250.ERB
03.1250.ESB

14° SPOT

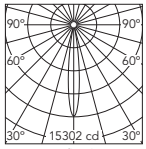

Luminous flux luminaire 1070 lm

Beam Angle: 14°

h(m)	E(lx)	D(m)
1	15302	0.24
2	3825	0.48
3	1700	0.72
4	956	0.96
5	612	1.20

3000K
03.1255.DYB
03.1255.DRB
03.1255.EQB
03.1255.ERB
03.1255.ESB

14° SPOT

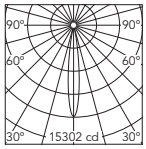

Luminous flux luminaire 1070 lm

Beam Angle: 14°

h(m)	E(lx)	D(m)
1	15302	0.24
2	3825	0.48
3	1700	0.72
4	956	0.96
5	612	1.20

2700K
03.1251.DYB
03.1251.DRB
03.1251.EQB
03.1251.ERB
03.1251.ESB

23° MEDIUM

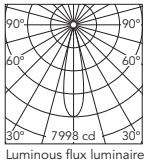

Luminous flux luminaire 1094 lm

Beam Angle: 23°

h(m)	E(lx)	D(m)
1	7998	0.40
2	1999	0.80
3	889	1.20
4	500	1.60
5	320	2.00

3000K
03.1256.DYB
03.1256.DRB
03.1256.EQB
03.1256.ERB
03.1256.ESB

23° MEDIUM

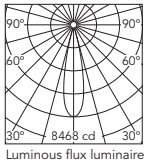

Luminous flux luminaire 1158 lm

Beam Angle: 23°

h(m)	E(lx)	D(m)
1	8468	0.40
2	2117	0.80
3	941	1.20
4	529	1.60
5	339	2.00

2700K
03.1252.DYB
03.1252.DRB
03.1252.EQB
03.1252.ERB
03.1252.ESB

34° FLOOD

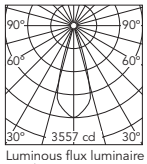

Luminous flux luminaire 1043 lm

Beam Angle: 34°

h(m)	E(lx)	D(m)
1	3557	0.61
2	889	1.22
3	395	1.83
4	222	2.43
5	142	3.04

3000K
03.1257.DYB
03.1257.DRB
03.1257.EQB
03.1257.ERB
03.1257.ESB

34° FLOOD

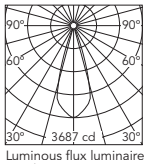

Luminous flux luminaire 1081 lm

Beam Angle: 34°

h(m)	E(lx)	D(m)
1	3687	0.61
2	922	1.22
3	410	1.83
4	230	2.43
5	147	3.04

2700K
03.1253.DYB
03.1253.DRB
03.1253.EQB
03.1253.ERB
03.1253.ESB

45° WIDE FLOOD

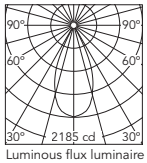

Luminous flux luminaire 1063 lm

Beam Angle: 45°

h(m)	E(lx)	D(m)
1	2185	0.84
2	546	1.68
3	243	2.52
4	137	3.35
5	87	4.19

3000K
03.1258.DYB
03.1258.DRB
03.1258.EQB
03.1258.ERB
03.1258.ESB

45° WIDE FLOOD

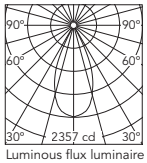

Luminous flux luminaire 1146 lm

Beam Angle: 45°

h(m)	E(lx)	D(m)
1	2357	0.84
2	589	1.68
3	262	2.52
4	147	3.35
5	94	4.19

Mono Spot Wall Large Ø56

Light Source: Power LED DC 950 mA - 11W - 970 lm - 2700K/CRI 90 / 11W - 1050 lm - 3000K/CRI 90
Power LED DC 1200 mA - 14W - 1225 lm - 2700K/CRI 90 / 14W - 1300 lm - 3000K/CRI 90

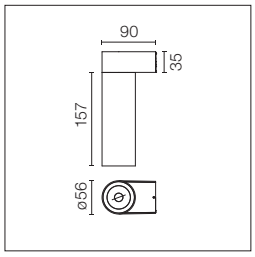

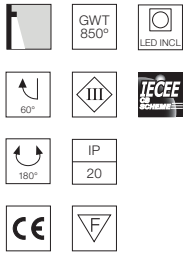

Apparecchio orientabile a LED per interni adatto per installazione a parete. Il corpo del prodotto puó essere estratto dalla superficie di installazione e orientato di 60° sull'asse verticale e 180° sull'asse orizzontale.
Gruppo ottico Full cut-off integrato.
Alimentazione remota (non inclusa) da posizionare in un luogo accessibile.
La cornice di installazione dev'essere richiesta separatamente.

Adjustable luminaire with LED for indoor use, suitable for wall installation. The body can be extracted from the installation surface for 60° orientation on the vertical axis and 180° on the horizontal axis.
Integrated Full cut-off optical group.
The remote power supply (not included) must be placed in an accessible location The installation frame must be ordered separately..

Alimentazioni raccomandate / Recommended power supply*:

	950 mA	1200 mA
Non Dimmable	RF27370	60.9276
Dimmable Dali 2 / Push	RF30699	60.9276
Dimmable 0/1-10V	60.9439	60.9276
Casambi	60.9207	60.9276+60.9392

* Vedi capitolo Drivers / Refer to the Drivers chapter

2700K
- 03.1230.DYB
- 03.1230.DRB
- 03.1230.EQB
- 03.1230.ERB
- 03.1230.ESB

14° SPOT

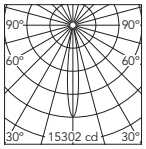

Luminous flux luminaire 1070 lm

Beam Angle:	14°	
h(m)	E(lx)	D(m)
1	15302	0.24
2	3825	0.48
3	1700	0.72
4	956	0.96
5	612	1.20

3000K
- 03.1235.DYB
- 03.1235.DRB
- 03.1235.EQB
- 03.1235.ERB
- 03.1235.ESB

14° SPOT

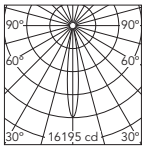

Luminous flux luminaire 1132 lm

Beam Angle:	14°	
h(m)	E(lx)	D(m)
1	16195	0.24
2	4049	0.48
3	1799	0.72
4	1012	0.96
5	648	1.20

2700K
- 03.1231.DYB
- 03.1231.DRB
- 03.1231.EQB
- 03.1231.ERB
- 03.1231.ESB

23° MEDIUM

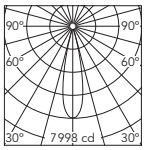

Luminous flux luminaire 1094 lm

Beam Angle:	23°	
h(m)	E(lx)	D(m)
1	7998	0.40
2	1999	0.80
3	889	1.20
4	500	1.60
5	320	2.00

3000K
- 03.1236.DYB
- 03.1236.DRB
- 03.1236.EQB
- 03.1236.ERB
- 03.1236.ESB

23° MEDIUM

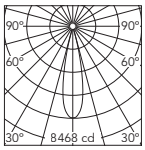

Luminous flux luminaire 1158 lm

Beam Angle:	23°	
h(m)	E(lx)	D(m)
1	8468	0.40
2	2117	0.80
3	941	1.20
4	529	1.60
5	339	2.00

2700K
- 03.1232.DYB
- 03.1232.DRB
- 03.1232.EQB
- 03.1232.ERB
- 03.1232.ESB

34° FLOOD

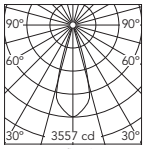

Luminous flux luminaire 1043 lm

Beam Angle:	34°	
h(m)	E(lx)	D(m)
1	3557	0.61
2	889	1.22
3	395	1.83
4	222	2.43
5	142	3.04

3000K
- 03.1237.DYB
- 03.1237.DRB
- 03.1237.EQB
- 03.1237.ERB
- 03.1237.ESB

34° FLOOD

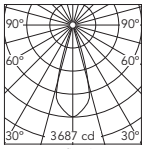

Luminous flux luminaire 1081 lm

Beam Angle:	34°	
h(m)	E(lx)	D(m)
1	3687	0.61
2	922	1.22
3	410	1.83
4	230	2.43
5	147	3.04

2700K
- 03.1233.DYB
- 03.1233.DRB
- 03.1233.EQB
- 03.1233.ERB
- 03.1233.ESB

45° WIDE FLOOD

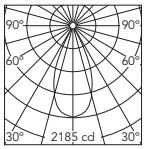

Luminous flux luminaire 1063 lm

Beam Angle:	45°	
h(m)	E(lx)	D(m)
1	2185	0.84
2	546	1.68
3	243	2.52
4	137	3.35
5	87	4.19

3000K
- 03.1238.DYB
- 03.1238.DRB
- 03.1238.EQB
- 03.1238.ERB
- 03.1238.ESB

45° WIDE FLOOD

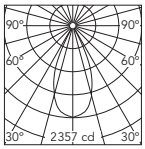

Luminous flux luminaire 1146 lm

Beam Angle:	45°	
h(m)	E(lx)	D(m)
1	2357	0.84
2	589	1.68
3	262	2.52
4	147	3.35
5	94	4.19

Double Spot Wall Large Ø56

Light Source: Power LED DC 950 mA - 22W - 1940 lm - 2700K/CRI 90 / 22W - 2100 lm - 3000K/CRI 90
Power LED DC 1200 mA - 28W - 2450 lm - 2700K/CRI 90 / 28W - 2600 lm - 3000K/CRI 90

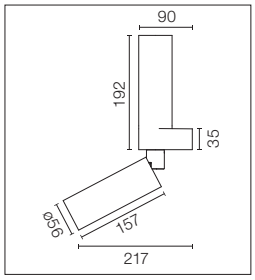

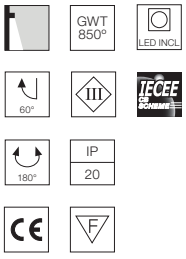

Apparecchio orientabile a LED per interni adatto per installazione a parete. Il corpo inferiore del prodotto puó essere estratto dalla superficie di installazione e orientato di 60° sull'asse verticale e 180° sull'asse orizzontale.
Gruppo ottico Full cut-off integrato.
Accessori integrati (lente diffondente up). Alimentazione remota (non inclusa) da posizionare in un luogo accessibile. La cornice di installazione dev'essere richiesta separatamente.

Adjustable luminaire with LED for indoor use, suitable for wall installation. The lower part of the body can be extracted from the installation surface for 60° orientation on the vertical axis and 180° on the horizontal axis.
Integrated Full cut-off optical group.
Accessories integrated (up diffuser).
The remote power supply (not included) must be placed in an accessible location.
The installation frame must be ordered separately.

Alimentazioni raccomandate / Recommended power supply*:

	950 mA	1200 mA
Non Dimmable	RF27370	60.9276
Dimmable Dali 2 / Push	RF30699	60.9276
Dimmable 0/1-10V	60.9439	60.9276
Casambi	60.9207	60.9276+60.9392

* Vedi capitolo Drivers / Refer to the Drivers chapter

2700K
- 03.1240.DYB
- 03.1240.DRB
- 03.1240.EQB
- 03.1240.ERB
- 03.1240.ESB

14° SPOT

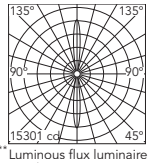

** Luminous flux luminaire 2139 lm

Beam Angle: 14°

h(m)	E(lx)	D(m)
1	15301	0.24
2	3825	0.48
3	1701	0.72
4	956	0.96
5	612	1.20

2700K
- 03.1241.DYB
- 03.1241.DRB
- 03.1241.EQB
- 03.1241.ERB
- 03.1241.ESB

23° MEDIUM

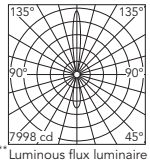

** Luminous flux luminaire 2163 lm

Beam Angle: 23°

h(m)	E(lx)	D(m)
1	7998	0.40
2	1999	0.80
3	889	1.20
4	500	1.60
5	320	2.00

2700K
- 03.1242.DYB
- 03.1242.DRB
- 03.1242.EQB
- 03.1242.ERB
- 03.1242.ESB

34° FLOOD

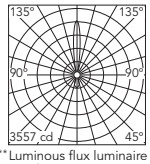

** Luminous flux luminaire 2112 lm

Beam Angle: 34°

h(m)	E(lx)	D(m)
1	3557	0.61
2	889	1.22
3	395	1.83
4	222	2.43
5	142	3.04

2700K
- 03.1243.DYB
- 03.1243.DRB
- 03.1243.EQB
- 03.1243.ERB
- 03.1243.ESB

45° WIDE FLOOD

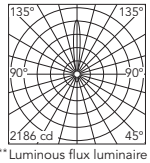

** Luminous flux luminaire 2132 lm

Beam Angle: 45°

h(m)	E(lx)	D(m)
1	2186	0.84
2	546	1.68
3	243	2.52
4	136	3.35
5	87	4.19

3000K
- 03.1245.DYB
- 03.1245.DRB
- 03.1245.EQB
- 03.1245.ERB
- 03.1245.ESB

14° SPOT

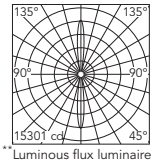

** Luminous flux luminaire 2139 lm

Beam Angle: 14°

h(m)	E(lx)	D(m)
1	15301	0.24
2	3825	0.48
3	1701	0.72
4	956	0.96
5	612	1.20

3000K
- 03.1246.DYB
- 03.1246.DRB
- 03.1246.EQB
- 03.1246.ERB
- 03.1246.ESB

23° MEDIUM

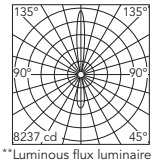

** Luminous flux luminaire 2228 lm

Beam Angle: 23°

h(m)	E(lx)	D(m)
1	8237	0.40
2	2059	0.80
3	916	1.20
4	515	1.60
5	330	2.00

3000K
- 03.1247.DYB
- 03.1247.DRB
- 03.1247.EQB
- 03.1247.ERB
- 03.1247.ESB

34° FLOOD

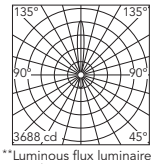

** Luminous flux luminaire 2150 lm

Beam Angle: 34°

h(m)	E(lx)	D(m)
1	3688	0.61
2	922	1.22
3	411	1.83
4	230	2.43
5	148	3.04

3000K
- 03.1248.DYB
- 03.1248.DRB
- 03.1248.EQB
- 03.1248.ERB
- 03.1248.ESB

45° WIDE FLOOD

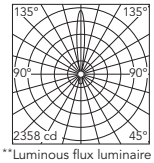

** Luminous flux luminaire 2216 lm

Beam Angle: 45°

h(m)	E(lx)	D(m)
1	2358	0.84
2	589	1.68
3	261	2.52
4	146	3.35
5	95	4.19

** Dati fotometrici senza lente diffondente up / Photometric data without up diffuser.

HOW TO ORDER C1

	SURFACE					RECESSED			
	SMALL			LARGE		SMALL		LARGE	
	Ceiling	Wall	Wall flush	Ceiling	Wall flush	Ceiling	Wall	Ceiling	Wall
Mono Spot									
Mono Spot									
Double Spot									

Accessori / Accessories

Cornice di installazione No Trim per installazione a parete.	No Trim installation frame for wall mounting.		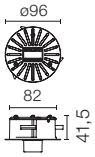	C1 Wall Small Mono 08.0206.00 C1 Wall Small Double 08.0227.00
Cornice di installazione No Trim per installazione a parete.	No Trim installation frame for wall mounting.		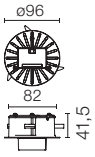	C1 Wall Large Mono 08.0205.00A C1 Wall Large Double 08.0226.00A
Cornice di installazione No Trim per installazione a soffitto.	No Trim installation frame for ceiling mounting.		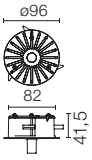	C1 Ceiling Small 08.0208.00
Cornice di installazione No Trim per installazione a soffitto.	No Trim installation frame for ceiling mounting.		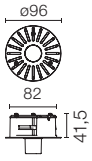	C1 Ceiling Large 08.0207.00A
Supporto in alluminio verniciato per installazione superficiale a parete.	Coated aluminum mount for surface installation (wall).			C1 Wall Small Mono 08.0209.DY 08.0209.DR 08.0209.EQ 08.0209.ER 08.0209.ES C1 Wall Small Double 08.0228.DY 08.0228.DR 08.0228.EQ 08.0228.ER 08.0228.ES
Supporto in alluminio per l'installazione a filo della superficie (a parete). Adatto a superfici resistenti come il mattone, il legno o il cemento. Non adatto a pareti in cartongesso. Include cavo connettore femmina da 500 mm.	Aluminum mount for surface flush installation (wall). Fit for resistant surfaces such as brick, wood or concrete. Not valid for plasterboard walls. Includes female connector cable 500 mm.	 		C1 Wall Small Mono 08.0231.00 C1 Wall Small Double 08.0255.00 C1 Wall Large Mono 08.0210.00A C1 Wall Large Double 08.0254.00A
Supporto in alluminio verniciato per installazione superficiale a soffitto.	Coated aluminum mount for surface installation (ceiling).			C1 Ceiling Small 08.0211.DY 08.0211.DR 08.0211.EQ 08.0211.ER 08.0211.ES
Supporto in alluminio verniciato per installazione superficiale a soffitto.	Coated aluminum mount for surface installation (ceiling).			C1 Ceiling Large 08.0212.DYA 08.0212.DRA 08.0212.EQA 08.0212.ERA 08.0212.ESA

UT PRO SURFACE

DESIGNED BY FLOS ARCHITECTURAL

UT PRO SURFACE
150

LIGHT SOURCE
LED ARRAY
21W
2524 lm
3000K/CRI 80
2183 lm
3000K/CRI 90
2360 lm
4000K/CRI 90

UT PRO SURFACE
175

LIGHT SOURCE
LED ARRAY
46,5W
4740 lm
3000K/CRI 80
3960 lm
3000K/CRI 90
4278 lm
4000K/CRI 90

40 Bianco
40 White

14 Nero
14 Black

Descrizione
Apparecchio di illuminazione da interni per montaggio a superficie, disponibile con sorgenti luminose con tecnologia LED ad alta potenza e regolatore incluso.
Il corpo ottico dell'apparecchio e il contenitore degli alimentatori sono in alluminio iniettato ad alta pressione, rifiniti con verniciatura a polvere color bianco o nero.
Gli apparecchi vengono accompagnati da una fonte di alimentazione incorporata nell'apparecchio.

Sistema Ottico
Sono disponibili con ottiche spot, medium e flood e con riflettori di vetro borosilicato ad alta efficienza incorporato.

Accessori
Disponibile crocetta di schermatura, lente ellittica, lente Flood e Honeycomb.

Informazioni Aggiuntive
Possibilità di rotazione a 360° su asse verticale e a 90° su asse orizzontale. Meccanismo di blocco dell'asse orizzontale incorporato.
Grado di protezione IP20.

Prima di effettuare l'ordine, si consiglia di informarsi per bene sulle caratteristiche del prodotto che non sono state incluse in questo catalogo e che possono essere determinanti per il suo progetto di installazione, consultando la pagina web di Flos per professionisti, la scheda tecnica del prodotto e le istruzioni per la sua installazione e montaggio.

Conformità e Marchi di Qualità
Apparecchio conforme alla Normativa Tecnica Europea EN60598-1 e relative parti seconde.

Description
Indoor luminaire for surface installation, available in high power, LED technology light sources and regulator included.
The optical housing of the luminaire, as well as the container of the power supply equipment, is manufactured in high-pressure injected aluminium, with white or black finishes.
The luminaires include a power supply unit in the luminaire's own body.

Optic System
Available with spot, medium and flood optics and a built-in high-efficiency borosilicate glass reflector.

Accessories
Shielding cylinder, elliptical lens, flood and honeycomb lens.

Additional Information
Possibility of 360° rotation in the vertical axis and 90° rotation in the horizontal axis. Blocking mechanism for horizontal axis integrated.
IP20 protection grade.

Before placing your order, please consult the product details also on the Flos professional website, in its technical data sheet and in the installation and assembly instructions to find all the information that may not be included in this catalogue or that could be relevant to your specific project or installation.

Compliance of Standards and Quality Marks
EN60598-1 European Technical Standards and any subsequent additions.

UT Pro Surface 150

Light Source: LED Array 21W - 2524 lm - 3000K/CRI 80 / 21W - 2183 lm - 3000K/CRI 90 / 21W - 2360 lm - 4000K/CRI 90

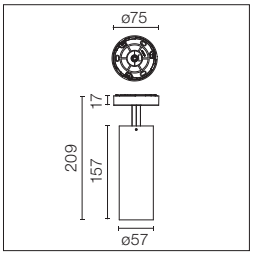

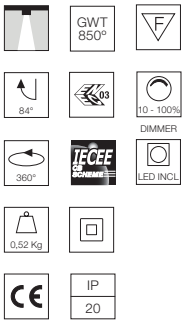

Proiettore da installare a superficie con sorgente luminosa LED. Fonte di alimentazione 120-277V e potenziometro inclusi.

LED light source projector for surface installation. 120-277V power supply unit and potentiometer included.

3000K - CRI 80
On board dimmer
09.7290.40B
09.7290.14B

21° SPOT

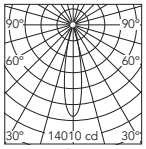

Luminous flux luminaire 2266 lm

Beam Angle: 21°

h(m)	E(lx)	D(m)
1	14010	0.37
2	3503	0.74
3	1557	1.11
4	876	1.48
5	560	1.85

3000K - CRI 90
On board dimmer
09.7296.40B
09.7296.14B

21° SPOT

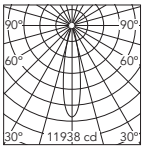

Luminous flux luminaire 1931 lm

Beam Angle: 21°

h(m)	E(lx)	D(m)
1	11938	0.37
2	2984	0.74
3	1326	1.11
4	746	1.48
5	478	1.85

4000K - CRI 90
On board dimmer
09.7291.40B
09.7291.14B

21° SPOT

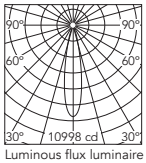

Luminous flux luminaire 1779 lm

Beam Angle: 21°

h(m)	E(lx)	D(m)
1	10998	0.37
2	2750	0.74
3	1222	1.11
4	687	1.48
5	440	1.85

3000K - CRI 80
On board dimmer
09.7292.40B
09.7292.14B

27° MEDIUM

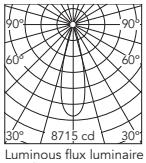

Luminous flux luminaire 1902 lm

Beam Angle: 27°

h(m)	E(lx)	D(m)
1	8715	0.49
2	2179	0.98
3	968	1.47
4	545	1.96
5	349	2.44

3000K - CRI 90
On board dimmer
09.7297.40B
09.7297.14B

27° MEDIUM

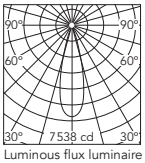

Luminous flux luminaire 1645 lm

Beam Angle: 27°

h(m)	E(lx)	D(m)
1	7538	0.49
2	1884	0.98
3	838	1.47
4	471	1.96
5	302	2.44

4000K - CRI 90
On board dimmer
09.7293.40B
09.7293.14B

27° MEDIUM

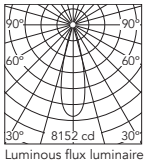

Luminous flux luminaire 1779 lm

Beam Angle: 27°

h(m)	E(lx)	D(m)
1	8152	0.49
2	2038	0.98
3	906	1.47
4	509	1.96
5	326	2.44

3000K - CRI 80
On board dimmer
09.7294.40B
09.7294.14B

35° FLOOD

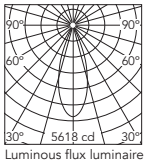

Luminous flux luminaire 1898 lm

Beam Angle: 35°

h(m)	E(lx)	D(m)
1	5618	0.64
2	1404	1.27
3	624	1.91
4	351	2.54
5	225	3.18

3000K - CRI 90
On board dimmer
09.7298.40B
09.7298.14B

36° FLOOD

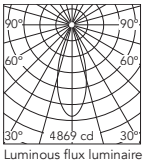

Luminous flux luminaire 1666 lm

Beam Angle: 36°

h(m)	E(lx)	D(m)
1	4869	0.64
2	1217	1.28
3	541	1.92
4	304	2.56
5	195	3.20

4000K - CRI 90
On board dimmer
09.7295.40B
09.7295.14B

36° FLOOD

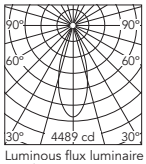

Luminous flux luminaire 1536 lm

Beam Angle: 36°

h(m)	E(lx)	D(m)
1	4489	0.64
2	1122	1.28
3	499	1.92
4	281	2.56
5	180	3.20

UT Pro Surface 175

Light Source: LED Array 46,5W - 4740 lm - 3000K/CRI 80 / 3960 lm - 3000K/CRI 90 / 4278 lm - 4000K/CRI 90

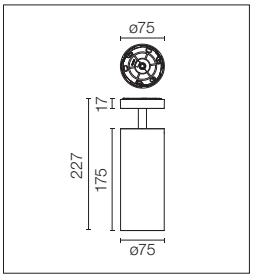

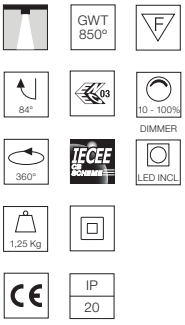

Proiettore da installare a superficie con sorgente luminosa LED. Fonte di alimentazione 120-277V e potenziometro inclusi.

LED light source projector for surface installation. 120-277V power supply unit and potentiometer included.

3000K - CRI 80
On board dimmer
09.7320.40A
09.7320.14A

20° SPOT

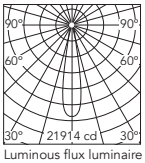

Luminous flux luminaire 3638 lm

Beam Angle: 20°

h(m)	E(lx)	D(m)
1	21906	0.35
2	5477	0.70
3	2434	1.04
4	1369	1.39
5	876	1.74

3000K - CRI 90
On board dimmer
09.7321.40A
09.7321.14A

20° SPOT

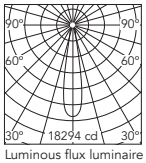

Luminous flux luminaire 3037 lm

Beam Angle: 20°

h(m)	E(lx)	D(m)
1	18287	0.35
2	4572	0.70
3	2032	1.04
4	1143	1.39
5	731	1.74

4000K - CRI 90
On board dimmer
09.7322.40A
09.7322.14A

20° SPOT

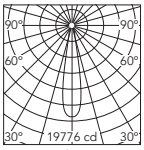

Luminous flux luminaire 3283 lm

Beam Angle: 20°

h(m)	E(lx)	D(m)
1	19769	0.35
2	4942	0.70
3	2197	1.04
4	1236	1.39
5	791	1.74

3000K - CRI 80
On board dimmer
09.7323.40A
09.7323.14A

27° MEDIUM

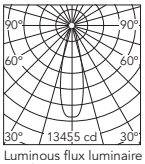

Luminous flux luminaire 3531 lm

Beam Angle: 27°

h(m)	E(lx)	D(m)
1	13450	0.48
2	3362	0.96
3	1494	1.44
4	841	1.93
5	538	2.41

3000K - CRI 90
On board dimmer
09.7324.40A
09.7324.14A

27° MEDIUM

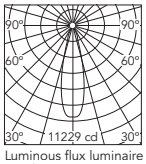

Luminous flux luminaire 2947 lm

Beam Angle: 27°

h(m)	E(lx)	D(m)
1	11225	0.48
2	2806	0.96
3	1247	1.44
4	702	1.93
5	449	2.41

4000K - CRI 90
On board dimmer
09.7325.40A
09.7325.14A

27° MEDIUM

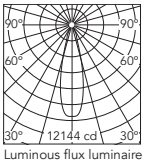

Luminous flux luminaire 3187 lm

Beam Angle: 27°

h(m)	E(lx)	D(m)
1	12140	0.48
2	3035	0.96
3	1349	1.44
4	759	1.93
5	486	2.41

3000K - CRI 80
On board dimmer
09.7326.40A
09.7326.14A

34° FLOOD

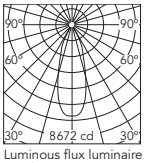

Luminous flux luminaire 3476 lm

Beam Angle: 34°

h(m)	E(lx)	D(m)
1	8672	0.61
2	2168	1.22
3	964	1.83
4	542	2.44
5	347	3.04

3000K - CRI 90
On board dimmer
09.7327.40A
09.7327.14A

34° FLOOD

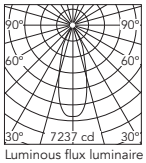

Luminous flux luminaire 2901 lm

Beam Angle: 34°

h(m)	E(lx)	D(m)
1	7237	0.61
2	1809	1.22
3	804	1.83
4	452	2.44
5	289	3.04

4000K - CRI 90
On board dimmer
09.7328.40A
09.7328.14A

34° FLOOD

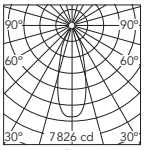

Luminous flux luminaire 3137 lm

Beam Angle: 34°

h(m)	E(lx)	D(m)
1	7826	0.61
2	1957	1.22
3	870	1.83
4	489	2.44
5	313	3.04

Accessori / Accessories

Crocetta di schermatura, lenti e honeycomb direttamente installabili sulla testa dell'apparecchio di illuminazione senza necessità di accessori di fissaggio.

Screening crosspiece, lenses and honeycomb directly installable on the head of the luminaire without needing any fastening accessory.

Filtro a croce antiabbagliamento.	Screening crosspiece.		UT Pro Surface 150 08.8429.00 UT Pro Surface 175 08.9108.00
Lente ellittica.	Elliptical lens.		UT Pro Surface 150 08.8431.00 UT Pro Surface 175 08.9109.00
Lente flood.	Flood lens.		UT Pro Surface 150 08.8432.00 UT Pro Surface 175 08.9110.00
Honeycomb.	Honeycomb.		UT Pro Surface 150 08.8428.00 UT Pro Surface 175 08.9107.00
Cono di schermatura.	Snoot shielding cone.	29 35	UT Pro Surface 150 08.0526.00 08.0526.40 08.0526.BW UT Pro Surface 175 08.9111.00

KAP SURFACE&SUSPENSION

DESIGNED BY FLOS ARCHITECTURAL

CEILING
Ø80 ROUND

CEILING
80 SQUARE

CEILING
Ø100

WALL
Ø100

SUSPENSION
Ø100

LIGHT SOURCE
LED ARRAY
11,3W
935 lm
2700K/CRI 90
974 lm
3000K/CRI 90

LIGHT SOURCE
POWER LED
9W
1000 lm
3000K/CRI 80

Esterno / Outside

- B1 Bianco / B1 White
- 14 Nero / 14 Black
- 18 Deep Brown / 18 Deep Brown

Interno / Inside

- Bianco / White
- Oro Satinato / Matte Gold
- Rame / Copper
- Nero / Black

Kap 80
Round / Square

Esterno / Outside

- 11 Bianco / 11 White
- AS Alluminio Spazzolato / AS Brushed Aluminium
- AN Nero / AN Black
- B3 Marrone / B3 Brown

Interno / Inside

- Bianco / White
- Oro Satinato / Matte Gold
- Rame / Copper
- Nero / Black

Kap Ø100

Descrizione
Famiglia di apparecchi con illuminazione diretta o indiretta in base alla versione, per installazione a soffitto, parete o sospesa. La versione Ø80 presenta moduli di illuminazione rotondi e quadrati.
Il corpo principale dell'apparecchio è realizzato in alluminio estruso.
La versione Kap 80 Surface è disponibile in tre finiture esterne (bianco, nero e deep brown) e quattro finiture interne (bianco, oro opaco, rame e nero).
Le versioni restanti sono disponibili in quattro finiture esterne (bianco, alluminio lucido, nero e marrone) e quattro finiture interne (bianco, oro opaco, rame e nero).

Riflettori
La versione Ø100 presenta un riflettore interno realizzato in policarbonato verniciato nella parte interna, mentre la versione Ø80 presenta un riflettore in alluminio verniciato. Inoltre, entrambe le versioni vanno accompagnate da un diffusore in policarbonato opalino che garantisce una luce uniforme.

Unità di Alimentazione
Trasformatore elettrico incorporato.
Prodotti per l'alimentazione dimmerabile – Consigliamo la lettura del capitolo sul driver per conoscere i casi di declinazione di responsabilità in materia di alimentatori dimmerabili.

Informazioni aggiuntive
Grado di protezione IP20.
Classe di isolamento I.
Adatti ad installazioni su superfici normalmente infiammabili.

Prima di effettuare l'ordine, si consiglia di informarsi per bene sulle caratteristiche del prodotto che non sono state incluse in questo catalogo e che possono essere determinanti per il suo progetto di installazione, consultando la pagina web di Flos per professionisti, la scheda tecnica del prodotto e le istruzioni per la sua installazione e montaggio.

Conformità e Marchi di Qualità
Apparecchio conforme alla Normativa Tecnica Europea EN60598-1 e relative parti seconde.

Description
Family of luminaires with direct or indirect lighting depending on the version, to be installed on ceilings, walls or suspended. Version Ø80 comes with round or square lighting modules.
The main body of the luminaire is made of extruded aluminum.
Kap 80 Surface version is available in three external finishes (black, white and deep brown) and four internal finishes (white, matte gold, copper and black).
The other versions are available in four external finishes (white, polished aluminium, black and brown) and four internal finishes (white, matte gold, copper and black).

Reflectors
Version Ø100 has an internal reflector in painted polycarbonate in its internal part, while version Ø80 has a reflector in painted aluminum. Furthermore, both versions incorporate a diffusing lens in opal polycarbonate to ensure uniform light distribution.

Power Supply
Electronic transformer incorporated.
Mains Dimming Products – Please read Mains Dimming disclaimer in drivers chapter.

Additional Information
IP20 protection grade.
Insulation class I.
Suitable for installation on normally inflammable surfaces.

Before placing your order, please consult the product details also on the Flos professional website, in its technical data sheet and in the installation and assembly instructions to find all the information that may not be included in this catalogue or that could be relevant to your specific project or installation.

Standard Compliance and Quality Marks
EN60598-1 European Technical Standards and any subsequent additions.

Ceiling Suspension Wall

Kap 80 Surface Ceiling Round

Light Source: LED Array 11,3W - 935 lm - 2700K/CRI 90 / 11,3W - 974 lm - 3000K/CRI 90

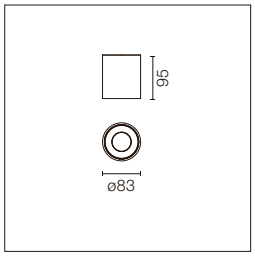

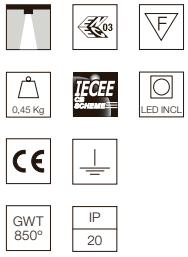

Apparecchio di illuminazione a LED per installazione a soffitto. Fonte di alimentazione integrata al corpo dell'apparecchio. Non dimmable 110/240V - Main&Dali/Push dimmable 220/240V.

E= Finitura Esterna
I= Finitura Interna

Luminaire for mounting on the ceiling with LED light source. Power source incorporated into luminaire body. Non dimmable 110/240V - Main&Dali/Push dimmable 220/240V.

E= External Finish
I= Internal Finish

Optic Spot 2700K

E I

Non Dimmable
03.6020.B1
03.6020.14
03.6020.18

Mains Dimming
03.5920.B1
03.5920.14
03.5920.18

Dali/Push Version
03.6020.B1ADA
03.6020.14ADA
03.6020.18ADA

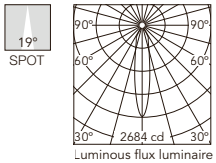

Luminous flux luminaire
710 lm (EXTREME CUT OFF)

@White (B1)

Beam Angle: 19°

h(m)	E(lx)	D(m)
1	2684	0.34
2	671	0.68
3	298	1.02
4	168	1.36
5	107	1.70

Non Dimmable
03.6021.B1
03.6021.14
03.6021.18

Mains Dimming
03.5921.B1
03.5921.14
03.5921.18

Dali/Push Version
03.6021.B1ADA
03.6021.14ADA
03.6021.18ADA

Non Dimmable
03.6028.B1
03.6028.14
03.6028.18

Mains Dimming
03.5928.B1
03.5928.14
03.5928.18

Dali/Push Version
03.6028.B1ADA
03.6028.14ADA
03.6028.18ADA

Non Dimmable
03.6023.B1
03.6023.14
03.6023.18

Mains Dimming
03.5923.B1
03.5923.14
03.5923.18

Dali/Push Version
03.6023.B1ADA
03.6023.14ADA
03.6023.18ADA

Optic Spot 3000K

E I

Non Dimmable
03.6024.B1
03.6024.14
03.6024.18

Mains Dimming
03.5924.B1
03.5924.14
03.5924.18

Dali/Push Version
03.6024.B1ADA
03.6024.14ADA
03.6024.18ADA

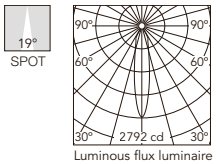

Luminous flux luminaire
739 lm (EXTREME CUT OFF)

@White (B1)

Beam Angle: 19°

h(m)	E(lx)	D(m)
1	2792	0.34
2	698	0.68
3	310	1.02
4	175	1.36
5	112	1.70

Non Dimmable
03.6025.B1
03.6025.14
03.6025.18

Mains Dimming
03.5925.B1
03.5925.14
03.5925.18

Dali/Push Version
03.6025.B1ADA
03.6025.14ADA
03.6025.18ADA

Non Dimmable
03.6029.B1
03.6029.14
03.6029.18

Mains Dimming
03.5929.B1
03.5929.14
03.5929.18

Dali/Push Version
03.6029.B1ADA
03.6029.14ADA
03.6029.18ADA

Non Dimmable
03.6027.B1
03.6027.14
03.6027.18

Mains Dimming
03.5927.B1
03.5927.14
03.5927.18

Dali/Push Version
03.6027.B1ADA
03.6027.14ADA
03.6027.18ADA

Optic Medium 2700K

E I Non Dimmable
03.6000.B1
03.6000.14
03.6000.18

Mains Dimming
03.5900.B1
03.5900.14
03.5900.18

Dali/Push Version
03.6000.B1ADA
03.6000.14ADA
03.6000.18ADA

26°
MEDIUM

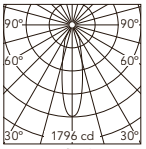

Luminous flux luminaire
606 lm (EXTREME CUT OFF)
@White (B1)

Beam Angle: 26°

h(m)	E(lx)	D(m)
1	1796	0.46
2	449	0.92
3	200	1.39
4	112	1.85
5	72	2.31

Non Dimmable
03.6001.B1
03.6001.14
03.6001.18

Mains Dimming
03.5901.B1
03.5901.14
03.5901.18

Dali/Push Version
03.6001.B1ADA
03.6001.14ADA
03.6001.18ADA

Non Dimmable
03.6008.B1
03.6008.14
03.6008.18

Mains Dimming
03.5908.B1
03.5908.14
03.5908.18

Dali/Push Version
03.6008.B1ADA
03.6008.14ADA
03.6008.18ADA

Non Dimmable
03.6003.B1
03.6003.14
03.6003.18

Mains Dimming
03.5903.B1
03.5903.14
03.5903.18

Dali/Push Version
03.6003.B1ADA
03.6003.14ADA
03.6003.18ADA

Optic Medium 3000K

E I Non Dimmable
03.6004.B1
03.6004.14
03.6004.18

Mains Dimming
03.5904.B1
03.5904.14
03.5904.18

Dali/Push Version
03.6004.B1ADA
03.6004.14ADA
03.6004.18ADA

26°
MEDIUM

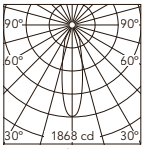

Luminous flux luminaire
630 lm (EXTREME CUT OFF)
@White (B1)

Beam Angle: 26°

h(m)	E(lx)	D(m)
1	1868	0.46
2	467	0.92
3	208	1.39
4	117	1.85
5	75	2.31

Non Dimmable
03.6005.B1
03.6005.14
03.6005.18

Mains Dimming
03.5905.B1
03.5905.14
03.5905.18

Dali/Push Version
03.6005.B1ADA
03.6005.14ADA
03.6005.18ADA

Non Dimmable
03.6009.B1
03.6009.14
03.6009.18

Mains Dimming
03.5909.B1
03.5909.14
03.5909.18

Dali/Push Version
03.6009.B1ADA
03.6009.14ADA
03.6009.18ADA

Non Dimmable
03.6007.B1
03.6007.14
03.6007.18

Mains Dimming
03.5907.B1
03.5907.14
03.5907.18

Dali/Push Version
03.6007.B1ADA
03.6007.14ADA
03.6007.18ADA

Kap 80 Surface Ceiling Round

Light Source: LED Array 11,3W - 935 lm - 2700K/CRI 90 / 11,3W - 974 lm - 3000K/CRI 90

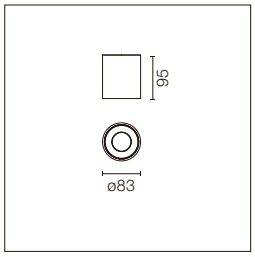

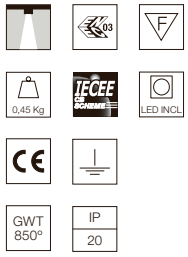

Apparecchio di illuminazione a LED per installazione a soffitto. Fonte di alimentazione integrata al corpo dell'apparecchio. Non dimmable 110/240V - Main&Dali/Push dimmable 220/240V.

E= Finitura Esterna
I= Finitura Interna

Luminaire for mounting on the ceiling with LED light source. Power source incorporated into luminaire body. Non dimmable 110/240V - Main&Dali/Push dimmable 220/240V.

E= External Finish
I= Internal Finish

Optic Flood 2700K

E I

Non Dimmable
03.6040.B1
03.6040.14
03.6040.18

Mains Dimming
03.5940.B1
03.5940.14
03.5940.18

Dali/Push Version
03.6040.B1ADA
03.6040.14ADA
03.6040.18ADA

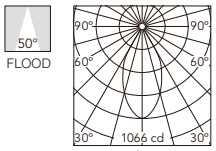

Luminous flux luminaire
688 lm (EXTREME CUT OFF)
@White (B1)

Beam Angle: 50°

h(m)	E(lx)	D(m)
1	1066	0.93
2	266	1.86
3	118	2.79
4	67	3.72
5	43	4.65

Non Dimmable
03.6041.B1
03.6041.14
03.6041.18

Mains Dimming
03.5941.B1
03.5941.14
03.5941.18

Dali/Push Version
03.6041.B1ADA
03.6041.14ADA
03.6041.18ADA

Non Dimmable
03.6048.B1
03.6048.14
03.6048.18

Mains Dimming
03.5948.B1
03.5948.14
03.5948.18

Dali/Push Version
03.6048.B1ADA
03.6048.14ADA
03.6048.18ADA

Non Dimmable
03.6043.B1
03.6043.14
03.6043.18

Mains Dimming
03.5943.B1
03.5943.14
03.5943.18

Dali/Push Version
03.6043.B1ADA
03.6043.14ADA
03.6043.18ADA

Optic Flood 3000K

E I

Non Dimmable
03.6044.B1
03.6044.14
03.6044.18

Mains Dimming
03.5944.B1
03.5944.14
03.5944.18

Dali/Push Version
03.6044.B1ADA
03.6044.14ADA
03.6044.18ADA

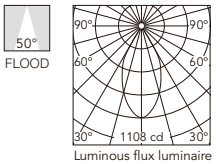

Luminous flux luminaire
715 lm (EXTREME CUT OFF)
@White (B1)

Beam Angle: 50°

h(m)	E(lx)	D(m)
1	1108	0.93
2	277	1.86
3	123	2.79
4	69	3.72
5	44	4.65

Non Dimmable
03.6045.B1
03.6045.14
03.6045.18

Mains Dimming
03.5945.B1
03.5945.14
03.5945.18

Dali/Push Version
03.6045.B1ADA
03.6045.14ADA
03.6045.18ADA

Non Dimmable
03.6049.B1
03.6049.14
03.6049.18

Mains Dimming
03.5949.B1
03.5949.14
03.5949.18

Dali/Push Version
03.6049.B1ADA
03.6049.14ADA
03.6049.18ADA

Non Dimmable
03.6047.B1
03.6047.14
03.6047.18

Mains Dimming
03.5947.B1
03.5947.14
03.5947.18

Dali/Push Version
03.6047.B1ADA
03.6047.14ADA
03.6047.18ADA

Kap 80 Surface Ceiling Square

Light Source: LED Array 11,3W - 935 lm - 2700K/CRI 90 / 11,3W - 974 lm - 3000K/CRI 90

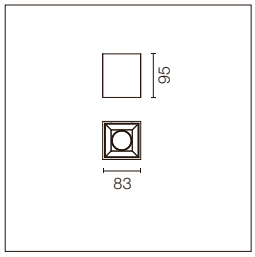

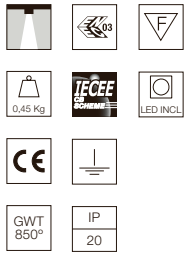

Apparecchio di illuminazione a LED per installazione a soffitto. Fonte di alimentazione integrata al corpo dell'apparecchio. Non dimmable 110/240V - Main&Dali/Push dimmable 220/240V.

E= Finitura Esterna
I= Finitura Interna

Luminaire for mounting on the ceiling with LED light source. Power source incorporated into luminaire body. Non dimmable 110/240V - Main&Dali/Push dimmable 220/240V.

E= External Finish
I= Internal Finish

Optic Spot 2700K

E I

Non Dimmable
03.6030.B1
03.6030.14
03.6030.18

Mains Dimming
03.5930.B1
03.5930.14
03.5930.18

Dali/Push Version
03.6030.B1ADA
03.6030.14ADA
03.6030.18ADA

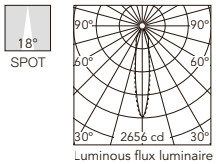

Luminous flux luminaire
741 lm (EXTREME CUT OFF)
@White (B1)

Beam Angle: 18°

h(m)	E(lx)	D(m)
1	2656	0.31
2	664	0.62
3	295	0.94
4	166	1.25
5	106	1.56

Non Dimmable
03.6031.B1
03.6031.14
03.6031.18

Mains Dimming
03.5931.B1
03.5931.14
03.5931.18

Dali/Push Version
03.6031.B1ADA
03.6031.14ADA
03.6031.18ADA

Non Dimmable
03.6038.B1
03.6038.14
03.6038.18

Mains Dimming
03.5938.B1
03.5938.14
03.5938.18

Dali/Push Version
03.6038.B1ADA
03.6038.14ADA
03.6038.18ADA

Non Dimmable
03.6033.B1
03.6033.14
03.6033.18

Mains Dimming
03.5933.B1
03.5933.14
03.5933.18

Dali/Push Version
03.6033.B1ADA
03.6033.14ADA
03.6033.18ADA

Optic Spot 3000K

E I

Non Dimmable
03.6034.B1
03.6034.14
03.6034.18

Mains Dimming
03.5934.B1
03.5934.14
03.5934.18

Dali/Push Version
03.6034.B1ADA
03.6034.14ADA
03.6034.18ADA

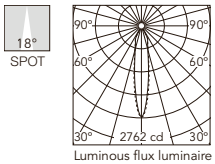

Luminous flux luminaire
771 lm (EXTREME CUT OFF)
@White (B1)

Beam Angle: 18°

h(m)	E(lx)	D(m)
1	2762	0.31
2	691	0.62
3	307	0.94
4	173	1.25
5	110	1.56

Non Dimmable
03.6035.B1
03.6035.14
03.6035.18

Mains Dimming
03.5935.B1
03.5935.14
03.5935.18

Dali/Push Version
03.6035.B1ADA
03.6035.14ADA
03.6035.18ADA

Non Dimmable
03.6039.B1
03.6039.14
03.6039.18

Mains Dimming
03.5939.B1
03.5939.14
03.5939.18

Dali/Push Version
03.6039.B1ADA
03.6039.14ADA
03.6039.18ADA

Non Dimmable
03.6037.B1
03.6037.14
03.6037.18

Mains Dimming
03.5937.B1
03.5937.14
03.5937.18

Dali/Push Version
03.6037.B1ADA
03.6037.14ADA
03.6037.18ADA

Kap 80 Surface Ceiling Square

Light Source: LED Array 11,3W - 935 lm - 2700K/CRI 90 / 11,3W - 974 lm - 3000K/CRI 90

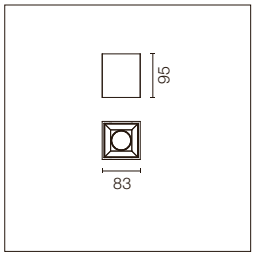

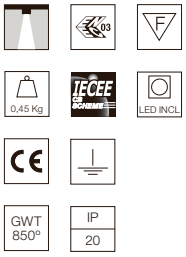

Apparecchio di illuminazione a LED per installazione a soffitto. Fonte di alimentazione integrata al corpo dell'apparecchio. Non dimmable 110/240V - Main&Dali/Push dimmable 220/240V.

E= Finitura Esterna
I= Finitura Interna

Luminaire for mounting on the ceiling with LED light source. Power source incorporated into luminaire body. Non dimmable 110/240V - Main&Dali/Push dimmable 220/240V.

E= External Finish
I= Internal Finish

Optic Medium 2700K

E I

Non Dimmable
03.6010.B1
03.6010.14
03.6010.18

Mains Dimming
03.5910.B1
03.5910.14
03.5910.18

Dali/Push Version
03.6010.B1ADA
03.6010.14ADA
03.6010.18ADA

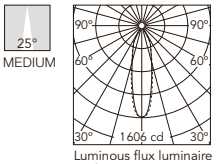

Luminous flux luminaire
615 lm (EXTREME CUT OFF)

@White (B1)

Beam Angle: 25°

h(m)	E(lx)	D(m)
1	1606	0.45
2	401	0.90
3	178	1.34
4	100	1.79
5	64	2.24

Non Dimmable
03.6011.B1
03.6011.14
03.6011.18

Mains Dimming
03.5911.B1
03.5911.14
03.5911.18

Dali/Push Version
03.6011.B1ADA
03.6011.14ADA
03.6011.18ADA

Non Dimmable
03.6018.B1
03.6018.14
03.6018.18

Mains Dimming
03.5918.B1
03.5918.14
03.5918.18

Dali/Push Version
03.6018.B1ADA
03.6018.14ADA
03.6018.18ADA

Non Dimmable
03.6013.B1
03.6013.14
03.6013.18

Mains Dimming
03.5913.B1
03.5913.14
03.5913.18

Dali/Push Version
03.6013.B1ADA
03.6013.14ADA
03.6013.18ADA

Optic Medium 3000K

E I

Non Dimmable
03.6014.B1
03.6014.14
03.6014.18

Mains Dimming
03.5914.B1
03.5914.14
03.5914.18

Dali/Push Version
03.6014.B1ADA
03.6014.14ADA
03.6014.18ADA

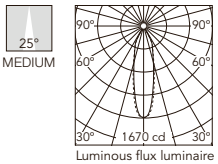

Luminous flux luminaire
640 lm (EXTREME CUT OFF)

@White (B1)

Beam Angle: 25°

h(m)	E(lx)	D(m)
1	1670	0.45
2	418	0.90
3	186	1.34
4	104	1.79
5	67	2.24

Non Dimmable
03.6015.B1
03.6015.14
03.6015.18

Mains Dimming
03.5915.B1
03.5915.14
03.5915.18

Dali/Push Version
03.6015.B1ADA
03.6015.14ADA
03.6015.18ADA

Non Dimmable
03.6019.B1
03.6019.14
03.6019.18

Mains Dimming
03.5919.B1
03.5919.14
03.5919.18

Dali/Push Version
03.6019.B1ADA
03.6019.14ADA
03.6019.18ADA

Non Dimmable
03.6017.B1
03.6017.14
03.6017.18

Mains Dimming
03.5917.B1
03.5917.14
03.5917.18

Dali/Push Version
03.6017.B1ADA
03.6017.14ADA
03.6017.18ADA

Optic Flood 2700K

E I

Non Dimmable
03.6050.B1
03.6050.14
03.6050.18

Mains Dimming
03.5950.B1
03.5950.14
03.5950.18

Dali/Push Version
03.6050.B1ADA
03.6050.14ADA
03.6050.18ADA

55°
FLOOD

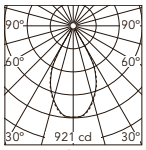

Luminous flux luminaire
723 lm (EXTREME CUT OFF)
@White (B1)

Beam Angle: 55°

h(m)	E(lx)	D(m)
1	921	1.03
2	230	2.07
3	102	3.10
4	58	4.14
5	37	5.17

Non Dimmable
03.6051.B1
03.6051.14
03.6051.18

Mains Dimming
03.5951.B1
03.5951.14
03.5951.18

Dali/Push Version
03.6051.B1ADA
03.6051.14ADA
03.6051.18ADA

Non Dimmable
03.6058.B1
03.6058.14
03.6058.18

Mains Dimming
03.5958.B1
03.5958.14
03.5958.18

Dali/Push Version
03.6058.B1ADA
03.6058.14ADA
03.6058.18ADA

Non Dimmable
03.6053.B1
03.6053.14
03.6053.18

Mains Dimming
03.5953.B1
03.5953.14
03.5953.18

Dali/Push Version
03.6053.B1ADA
03.6053.14ADA
03.6053.18ADA

Optic Flood 3000K

E I

Non Dimmable
03.6054.B1
03.6054.14
03.6054.18

Mains Dimming
03.5954.B1
03.5954.14
03.5954.18

Dali/Push Version
03.6054.B1ADA
03.6054.14ADA
03.6054.18ADA

55°
FLOOD

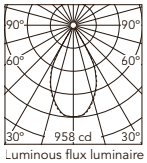

Luminous flux luminaire
752 lm (EXTREME CUT OFF)
@White (B1)

Beam Angle: 55°

h(m)	E(lx)	D(m)
1	958	1.03
2	240	2.07
3	106	3.10
4	60	4.14
5	38	5.17

Non Dimmable
03.6055.B1
03.6055.14
03.6055.18

Mains Dimming
03.5955.B1
03.5955.14
03.5955.18

Dali/Push Version
03.6055.B1ADA
03.6055.14ADA
03.6055.18ADA

Non Dimmable
03.6059.B1
03.6059.14
03.6059.18

Mains Dimming
03.5959.B1
03.5959.14
03.5959.18

Dali/Push Version
03.6059.B1ADA
03.6059.14ADA
03.6059.18ADA

Non Dimmable
03.6057.B1
03.6057.14
03.6057.18

Mains Dimming
03.5957.B1
03.5957.14
03.5957.18

Dali/Push Version
03.6057.B1ADA
03.6057.14ADA
03.6057.18ADA

Kap Surface Ceiling

Light Source: Power LED 9W - 1000 lm - 3000K/CRI 80

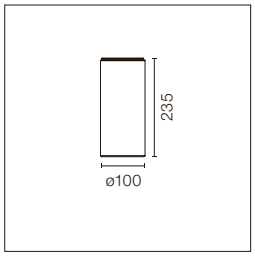

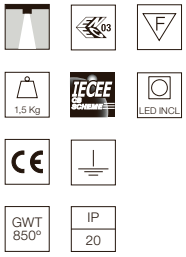

Apparecchio di illuminazione a LED per installazione a soffitto. Fonte di alimentazione 110/240V - 50/60Hz non regolabile integrata al corpo dell'apparecchio.

E= Finitura Esterna
I= Finitura Interna

Luminaire for mounting on the ceiling with LED light source. Non-adjustable 110/240V - 50/60Hz power supply integrated into luminaire body.

E= External Finish
I= Internal Finish

E I
03.4520.11B
03.4520.ASB
03.4520.ANB
03.4520.B3B

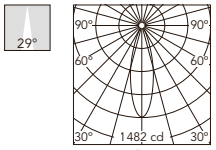

Luminous flux luminaire 550 lm

Beam Angle: 29°

h(m)	E(lx)	D(m)
1	1482	0.52
2	371	1.04
3	165	1.56
4	93	2.08
5	59	2.61

@White (B1)

E I
03.4521.11B
03.4521.ASB
03.4521.ANB
03.4521.B3B

E I
03.4524.11B
03.4524.ASB
03.4524.ANB
03.4524.B3B

E I
03.4523.11B
03.4523.ASB
03.4523.ANB
03.4523.B3B

Kap Surface Wall

Light Source: Power LED 9W - 1000 lm - 3000K/CRI 80

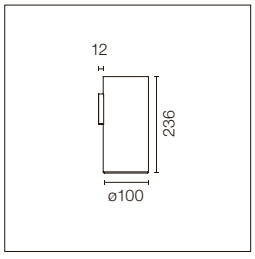

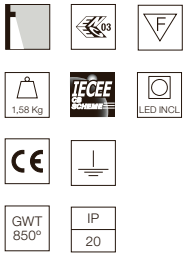

Apparecchio di illuminazione a LED per installazione a parete. Fonte di alimentazione 110/240V - 50/60Hz non regolabile integrata al corpo dell'apparecchio.

E= Finitura Esterna
I= Finitura Interna

Luminaire for wall mounting with LED light source. Non-adjustable 110/240V - 50/60Hz power supply integrated into luminaire body.

E= External Finish
I= Internal Finish

E I
03.5730.11B
03.5730.ASB
03.5730.ANB
03.5730.B3B

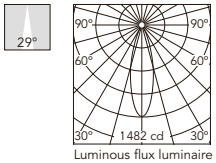

Luminous flux luminaire 550 lm

Beam Angle: 29°

h(m)	E(lx)	D(m)
1	1482	0.52
2	371	1.04
3	165	1.56
4	93	2.08
5	59	2.61

@White (B1)

E I
03.5731.11B
03.5731.ASB
03.5731.ANB
03.5731.B3B

E I
03.5734.11B
03.5734.ASB
03.5734.ANB
03.5734.B3B

E I
03.5733.11B
03.5733.ASB
03.5733.ANB
03.5733.B3B

Kap Suspension

Light Source: Power LED 9W - 1000 lm - 3000K/CRI 80

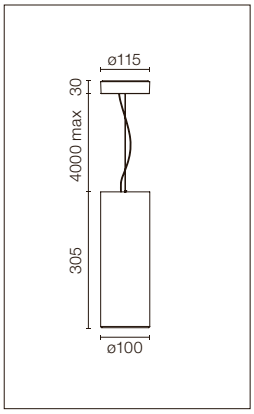

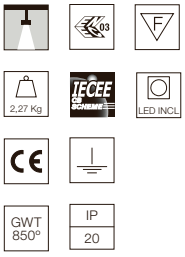

Apparecchio di illuminazione a LED per installazione a sospensione. Fonte di alimentazione 110/240V - 50/60Hz non regolabile integrata al corpo dell'apparecchio.

E= Finitura Esterna
I= Finitura Interna

Suspended ceiling-mounted luminaire with LED light source. Non-adjustable 110/240V - 50/60Hz power supply integrated into luminaire body.

E= External Finish
I= Internal Finish

E I
03.5810.11B
03.5810.ASB
03.5810.ANB
03.5810.B3B

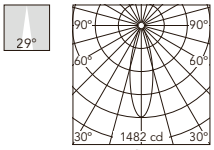

Luminous flux luminaire 550 lm

@White (B1)

Beam Angle: 29°

h(m)	E(lx)	D(m)
1	1482	0.52
2	371	1.04
3	165	1.56
4	93	2.08
5	59	2.61

E I
03.5811.11B
03.5811.ASB
03.5811.ANB
03.5811.B3B

E I
03.5814.11B
03.5814.ASB
03.5814.ANB
03.5814.B3B

E I
03.5813.11B
03.5813.ASB
03.5813.ANB
03.5813.B3B

SUPER LINE&PRO

DESIGNED BY FLOS ARCHITECTURAL

SUPER LINE UP&DOWN INDIRECT

LIGHT SOURCE
TOP LED
58W
4488 lm UP
2160 lm DOWN
3000K/CRI 90

4794 lm UP
2280 lm DOWN
4000K/CRI 90

SUPER LINE UP&DOWN DIRECT

LIGHT SOURCE
TOP LED
58W
2268 lm UP
4488 lm DOWN
3000K/CRI 90

2376 lm UP
4794 lm DOWN
4000K/CRI 90

SUPER LINE DOWN

LIGHT SOURCE
TOP LED
38,6W
4488 lm
3000K/CRI 90
4794 lm
4000K/CRI 90

SUPER LINE PRO UP&DOWN

LIGHT SOURCE
TOP LED
60W
UP TO 4075 lm UP
UP TO 4605 lm DOWN
3000K/CRI 90

UP TO 4337 lm UP
UP TO 4900 lm DOWN
4000K/CRI 90

SUPER LINE PRO DOWN

LIGHT SOURCE
TOP LED
40W
UP TO 5072 lm
3000K/CRI 90
UP TO 4765 lm
4000K/CRI 90

	40 Bianco 40 White	02 Grigio 02 Grey	14 Nero 14 Black	ET Ottone Spazzolato ET Brushed Brass	EU Oro rosa Spazzolato EU Brushed Rose Gold
Super Line					
Super Line Pro					

Super Line



Super Line Pro

Descrizione
Collezione di apparecchi di illuminazione sospesi per illuminazione generale con la firma di un design minimalista, disegnata per offrire illuminazione ad alto rendimento, qualità della luce e confort visivo combinato in un formato ultracompatto.
La versione Super Line Pro è stata sviluppata appositamente per soddisfare tutti i requisiti per il controllo dell'abbagliamento e il comfort visivo negli spazi di lavoro. Offre un UGR inferiore a 14 e un valore di intensità massima per angoli di 65º secondo la norma inferiore a 3000 cd/m^2, garantendo le migliori condizioni negli ambienti di lavoro e in innumerevoli altre applicazioni. (Vedi tabella UGR nella sezione accessori).
Il corpo principale degli apparecchi d'illuminazione è fabbricato in alluminio estruso. Il Super Line è dotato di un filtro diffusore tecnico multistrato che, grazie alla combinazione di filtri prismatici ed ellittici, assicura una distribuzione perfetta della luce e migliora l'effetto ottico e il comfort visivo mediante le sue proprietà antiabbagliamento.
Super Line Up & Down è disponibili in due versioni:
- Indirect: versione che privilegia l'emissione indiretta verso l'alto, con un'intensità luminosa indiretta più importante, che rende omogeneo l'ambiente di illuminazione, disegnata per offrire un UGR<19e la condizione luminosa ideale richiesta negli uffici.
- Direct: versione che privilegia l'illuminazione diretta e massimizza l'efficienza, prevenendo contemporaneamente l'effetto "caverna" con la sua intensità indiretta, garantendo un elevato livello di comfort.
Super Line Pro Up&Down comprende un' unica versione che può essere regolata tramite il driver corrispondente per offrire una maggiore quantità di flusso nell'emissione superiore o inferiore.
Per minimizzare l'impatto visivo della collezione, i conduttori fungono da cavi di sospensione, eliminando così la canalina di alimentazione.
Lunghezza di sospensione 4,25m.

Informazioni di Installazione
Super Line è fabbricata combinando il modulo di alimentazione selezionato con uno di questi tre kit d'installazione esistenti:
- Surface Kit: comprende cassetta a incasso con il driver di alimentazione.
- Integrated Kit: comprende cassetta di installazione a incasso, con il driver di alimentazione.
- Remote Power Supply Kit: comprende protezione accessoria per il cavo che attraversa il cartongesso.
Tutti i kit di installazione sono disponibili sia nella versione DALI che in quella non dimmerabile.
Super Line Pro dispone degli stessi Kit di alimentazione. Per la versione UP&Down gli alimentatori sono provvisti di due uscite verso l'apparecchio, ognuna delle quali presenta un'intensità di corrente dedicata (mA). Collegando le due uscite rispettivamente ad ognuna delle due entrate (Up o Down) dell'apparecchio è possibile associare il flusso maggioritario e quello minoritario all'emisfero superiore o a quello inferiore.
Le versioni non dimmerabili sono provviste di un driver multi-corrente, che può essere attivato durante l'installazione per ottenere le condizioni di illuminazione richieste. I kit di installazione Super Line vengono forniti dalla fabbrica al 100% della potenza nominale.
Tutti gli apparecchi sono provvisti di una livella circolare ad alta precisione, che semplifica l'installazione dell'apparecchio, controllando la calibrazione di entrambe le assi.

Informazioni Aggiuntive
Classe d'isolation I.
Grado di protezione IP20.

Prima di effettuare l'ordine, si consiglia di informarsi per bene sulle caratteristiche del prodotto che non sono state incluse in questo catalogo e che possono essere determinanti per il suo progetto di installazione, consultando la pagina web di Flos per professionisti, la scheda tecnica del prodotto e le istruzioni per la sua installazione e montaggio.

Conformità e Marchi di Qualità
Apparecchio conforme alla Normativa Tecnica Europea EN60598-1 e relative parti seconde.

Description
Collection of suspended luminaries for general lighting with a signature minimalist shape, designed to offer high-performance lighting, light quality and visual comfort combined in a very compact size.
The Super Line Pro version was designed to meet all requirements to reduce glare and improve visual comfort in offices, complying with the most restrictive conditions. A UGR less than 14 and a maximum intensity value less than 3000 cd/m^2 at an angle of 65º according to the standard, guarantee the best conditions for workplaces and make it perfect for many other applications. (Refer to the UGR chart in the accessories section).
The main body of the lights is made from extruded aluminium. Super Line is equipped with a multilayer diffusion filter which, thanks to its combination of elliptical and prism-shaped filters, ensures that the light is perfectly distributed and improves the overall visual effect, as well as providing comfort with its anti-glare properties.
Super Line Up&Down is available in two different versions:
- Indirect: a version which is better for emitting light indirectly upwards, with a greater intensity of indirect luminosity that homogenizes the lighting area, designed to provide UGR<19 and the perfect lighting conditions for offices.
- Direct: a version which is better for direct lighting and maximises efficiency, but at the same time prevents any "cave effect" with its indirect intensity, guaranteeing a high level of comfort.
Super Line Pro Up&Down comes in only one version that can be adjusted using the corresponding driver to offer a higher flux in the upper or lower part.
To minimise the visual impact of the collection, the suspension cables are also the wires, which eliminates the need for a power supply cable.
Suspension length: 4,25 meters.

Installation Information
The Super Line is constructed combining the selected light source module with one of the three existing installation kits:
- Surface Kit: includes surface mounted box including the power supply driver.
- Integrated Kit: includes flush-recessed installation box, including power supply driver.
- Remote Power Supply Kit: includes an accessory as pass-through cable protection as well as a power supply driver for a remote accessable installation.
All installation kits are available either in DALI version or in a non dimmable version.
Super Line Pro uses the same power kits. For the Up&Down version, the power sources have two outputs to the light fitting, each with an amount of current (mA). By connecting each of these outputs to an input of the light fitting (Up or Down), a higher or lower flux can be chosen for each part.
The non dimmable versions are equipped with a multi-current driver that can be set during the installation in order to achieve the required illumination conditions. The Super Line installation kits come from factory at 100% of their nominal power.
All luminaries host a high-precision circular level, simplifying the installation of the luminaire, controlling calibration in both axles.

Additional Information
Insulation class I.
IP20 protection grade.

Before placing your order, please consult the product details also on the Flos professional website, in its technical data sheet and in the installation and assembly instructions to find all the information that may not be included in this catalogue or that could be relevant to your specific project or installation.

Standard Compliance and Quality Marks
EN60598-1 European Technical Standards and any subsequent additions.

Super Line Up&Down Indirect

Light Source: Top LED 58W - 4488 lm UP - 2160 lm DOWN - 3000K/CRI 90 / 58W - 4794 lm UP - 2280 lm DOWN - 4000K/CRI 90

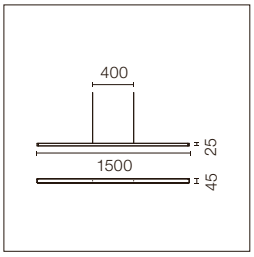

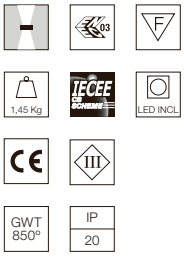

Apparecchio di illuminazione LED generale diretta e indiretta con design minimalista distintivo e compatto, adatto per installazione a soffitto mediante sospensione. Fonte di alimentazione compresa nei diversi kit di installazione che devono essere ordinati separatamente.

LED luminaire for direct and indirect lighting with a signature minimalist and compact design, to be installed on ceilings by means of suspension. Power source included in installation kits must be ordered separately.

3000K
- 03.9502.40
- 03.9502.02
- 03.9502.14
- 03.9502.ET
- 03.9502.EU

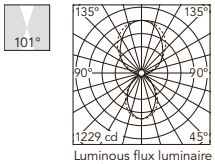

Luminous flux luminaire 4914 lm

Beam Angle DIR: 101°

h(m)	E(lx)	D(m)
1	1229	2.39
2	307	4.78
3	137	7.17
4	77	9.57
5	49	11.96

4000K
- 03.9503.40
- 03.9503.02
- 03.9503.14
- 03.9503.ET
- 03.9503.EU

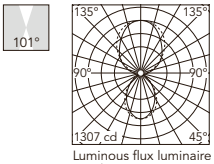

Luminous flux luminaire 5225 lm

Beam Angle DIR: 101°

h(m)	E(lx)	D(m)
1	1307	2.39
2	327	4.78
3	145	7.17
4	82	9.57
5	52	11.96

Super Line Up&Down Direct

Light Source: Top LED 58W - 2268 lm UP - 4488 lm DOWN - 3000K/CRI 90 / 58W - 2376 lm UP - 4794 lm DOWN - 4000K/CRI 90

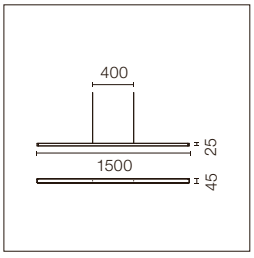

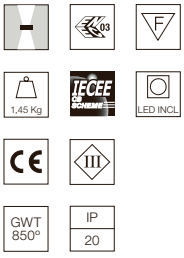

Apparecchio di illuminazione LED generale diretta e indiretta con design minimalista distintivo e compatto, adatto per installazione a soffitto mediante sospensione. Fonte di alimentazione compresa nei diversi kit di installazione che devono essere ordinati separatamente.

LED luminaire for direct and indirect lighting with a signature minimalist and compact design, to be installed on ceilings by means of suspension. Power source included in installation kits must be ordered separately.

3000K
- 03.9500.40
- 03.9500.02
- 03.9500.14
- 03.9500.ET
- 03.9500.EU

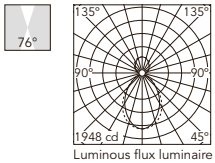

Luminous flux luminaire 5154 lm

Beam Angle DIR: 82°

h(m)	E(lx)	D(m)
1	1948	1.57
2	487	3.13
3	216	4.70
4	122	6.27
5	78	7.84

4000K
- 03.9501.40
- 03.9501.02
- 03.9501.14
- 03.9501.ET
- 03.9501.EU

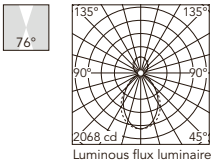

Luminous flux luminaire 5472 lm

Beam Angle DIR: 82°

h(m)	E(lx)	D(m)
1	2068	1.57
2	517	3.13
3	230	4.70
4	129	6.27
5	83	7.84

Super Line Down

Light Source: Top LED 38,5W - 4488 lm - 3000K/CRI 90 / 38,5W- 4794 lm - 4000K/CRI 90

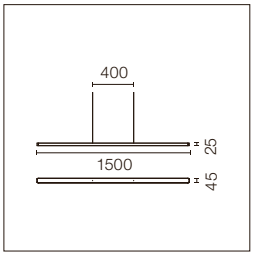

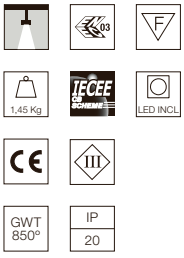

Apparecchio di illuminazione LED generale con design minimalista distintivo e compatto, adatto per installazione a soffitto mediante sospensione. Fonte di alimentazione compresa nei diversi kit di installazione, che devono essere ordinati separatamente.

LED luminaire for general lighting with a signature minimalist and compact design, to be installed on ceilings by means of suspension. Power source included in installation kits must be ordered separately.

3000K
- 03.9510.40
- 03.9510.02
- 03.9510.14
- 03.9510.ET
- 03.9510.EU

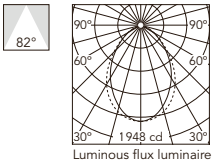

Luminous flux luminaire 3571 lm

Beam Angle: 82°

h(m)	E(lx)	D(m)
1	1948	1.57
2	487	3.13
3	216	4.70
4	122	6.27
5	78	7.84

4000K
- 03.9511.40
- 03.9511.02
- 03.9511.14
- 03.9511.ET
- 03.9511.EU

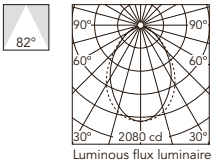

Luminous flux luminaire 3814 lm

Beam Angle: 82°

h(m)	E(lx)	D(m)
1	2080	1.57
2	520	3.13
3	231	4.70
4	130	6.27
5	83	7.84

Super Line Pro Up&Down

Light Source: Majority UP - Top LED 60W - 4075 lm UP - 2500 lm DOWN - 3000K/CRI 90 / 60W - 4335 lm UP - 2660 lm DOWN - 4000K/CRI 90
Majority DOWN - Top LED 60W - 2590 lm UP - 4605 lm DOWN - 3000K/CRI 90 / 60W - 2755 lm UP - 4900 lm DOWN - 4000K/CRI 90

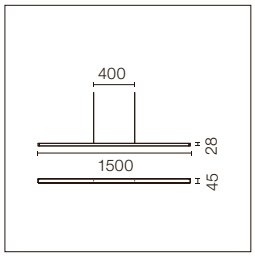

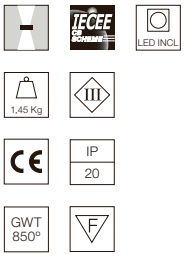

Apparecchio di illuminazione LED generale diretta e indiretta con design minimalista distintivo e compatto, adatto per installazione a soffitto mediante sospensione. Fonte di alimentazione compresa nei diversi kit di installazione che devono essere ordinati separatamente.
La selezione della maggiore intensità Up o Down si realizza nei kit di alimentazione che includono un driver con due uscite indipendenti.

LED luminaire for direct and indirect lighting with a signature minimalist and compact design, to be installed on ceilings by means of suspension. Power source included in installation kits must be ordered separately. Greater Up or Down intensity can be selected using power kits with a device with two independent outputs.

3000K
- 03.9560.40
- 03.9560.02
- 03.9560.14
- 03.9560.ET
- 03.9560.EU

80°

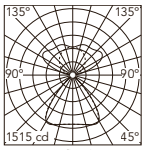

Luminous flux luminaire
6172 lm

Beam Angle: 80°

h(m)	E(lx)	D(m)
1	1515	1.68
2	379	3.35
3	168	5.03
4	95	6.71
5	61	8.38

80°

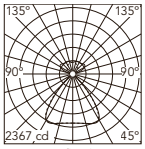

Luminous flux luminaire
6314 lm

Beam Angle: 80°

h(m)	E(lx)	D(m)
1	2367	1.68
2	592	3.36
3	263	5.04
4	148	6.72
5	95	8.40

@White (40)

4000K
- 03.9561.40
- 03.9561.02
- 03.9561.14
- 03.9561.ET
- 03.9561.EU

80°

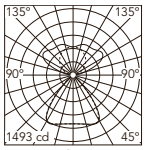

Luminous flux luminaire
6135 lm

Beam Angle: 80°

h(m)	E(lx)	D(m)
1	1493	1.68
2	373	3.35
3	166	5.03
4	93	6.71
5	60	8.38

80°

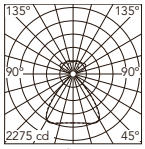

Luminous flux luminaire
6172 lm

Beam Angle: 80°

h(m)	E(lx)	D(m)
1	2275	1.68
2	569	3.36
3	253	5.04
4	142	6.72
5	91	8.40

@White (40)

Super Line Pro Down

Light Source: Top LED 40W - 4765 lm - 3000K/CRI 90 / 40W- 5070 lm - 4000K/CRI 90

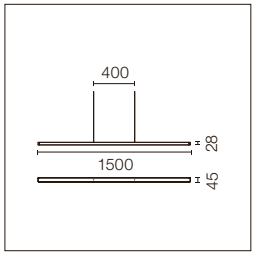

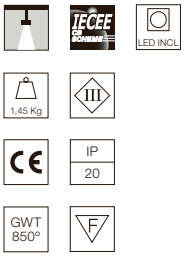

Apparecchio di illuminazione LED generale con design minimalista distintivo e compatto, adatto per installazione a soffitto mediante sospensione. Fonte di alimentazione compresa nei diversi kit di installazione, che devono essere ordinati separatamente, potendo selezionare l'intensità massima.

LED luminaire for general lighting with a signature minimalist and compact design, to be installed on ceilings by means of suspension. Power source included in installation kits must be ordered separately, allowing the maximum brightness to be selected.

3000K
- 03.9570.40
- 03.9570.02
- 03.9570.14
- 03.9570.ET
- 03.9570.EU

80°

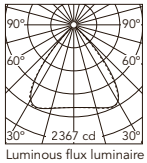

Luminous flux luminaire
3955 lm

Beam Angle: 80°

h(m)	E(lx)	D(m)
1	2367	1.68
2	592	3.36
3	263	5.04
4	148	6.72
5	95	8.40

@White (40)

4000K
- 03.9571.40
- 03.9571.02
- 03.9571.14
- 03.9571.ET
- 03.9571.EU

80°

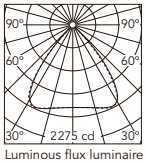

Luminous flux luminaire
3801 lm

Beam Angle: 80°

h(m)	E(lx)	D(m)
1	2275	1.68
2	569	3.36
3	253	5.04
4	142	6.72
5	91	8.40

@White (40)

Accessori / Accessories

Le versioni non dimmerabili di Super Line e Super Line Pro Down sono equipaggiate con un'alimentazione di corrente multipla che può essere configurata durante l'installazione dell'apparecchio per adattare le condizioni di illuminazione e il livello di comfort visivo richiesti. Il kit di installazione viene fornito dalla fabbrica al 100% della potenza nominale (1050 mA).
Super Line Pro soddisfa in tutte le sue versioni e a massima potenza i parametri di UGR<19 e L65°<3000 cd.

The non-adjustable versions of Super Line and Super Line Pro Down are equipped with a multi-current driver, that can be set during the installation in order to achieve the required illumination conditions and comfort levels. Installation kits come from factory at 100% of their nominal power (1050 mA).
At maximum power, all versions of Super Line Pro comply with the requirements UGR<19 and L 65º<3000 cd.

Super Line

		Indirect		Direct	
Driver setting	**Light emission**	**UGR***	**L 65º < 3000 cd**	**UGR***	**L 65º < 3000 cd**
1050 mA	100%	UGR < 19			
850 mA	80%	UGR < 19			
700 mA	70%	UGR < 19			
550 mA	55%	UGR < 19	√		
500 mA	50%	UGR < 19	√	UGR < 19	√
350 mA	36%	UGR < 19	√	UGR < 19	√

*X=4H, Y=8H, S=0.25H, reflections 70/50/20

Super Line Pro

Light emission	UGR*	L 65º < 3000 cd
Up & Down Majority Up	UGR < 14	√
Up & Down Majority Down	UGR < 17	√
Down	UGR < 18	√

Super Line / Super Line Pro Down

Surface Power Supply Kit

Comprende fonte di alimentazione 60W - 220/240V. I Kit per Super Line e Super Line Pro Down dispongono di driver con dip-switch per selezionare l'intensità massima richiesta.

60W – 220/240V power supply included. Kits for Super Line and Super Line Pro Down are equipped with a dip-switch driver to select the maximum intensities.

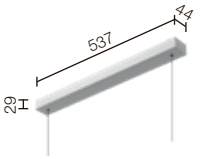

Non Dimmable
- 08.0520.40A
- 08.0520.02A
- 08.0520.14A
- 08.0520.ETA
- 08.0520.EUA

Dali Version
- 08.0521.40A
- 08.0521.02A
- 08.0521.14A
- 08.0521.ETA
- 08.0521.EUA

Super Line Pro Up&Down

Surface Power Supply Kit

Include driver 85W - 220/240V.
I Kit per Super Line Pro Up&Down dispongono di due uscite per permettere di scegliere quale emissione (Up o Down) disporrá di un'intensità maggiore.

85W – 220/240V power supply included. Kits for Super Line Pro Up&Down are equipped with two outputs to select which part (Up or Down) is brighter.

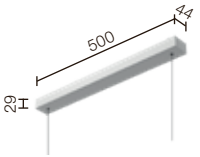

Non Dimmable / Dali Version
- 08.0640.40
- 08.0640.02
- 08.0640.14
- 08.0640.ET
- 08.0640.EU

Super Line / Super Line Pro Down

Recessed Power Supply Kit

Comprende fonte di alimentazione 60W - 220/240V. I Kit per Super Line e Super Line Pro Down dispongono di driver con dip-switch per selezionare l'intensità massima richiesta.

60W – 220/240V power supply included. Kits for Super Line and Super Line Pro Down are equipped with a dip-switch driver to select the maximum intensities.

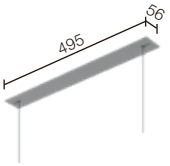

Non Dimmable
- 08.0522.40A
- 08.0522.02A
- 08.0522.14A
- 08.0522.ETA
- 08.0522.EUA

Dali Version
- 08.0523.40A
- 08.0523.02A
- 08.0523.14A
- 08.0523.ETA
- 08.0523.EUA

Super Line Pro Up&Down

Recessed Power Supply Kit

Include driver 85W - 220/240V.
I Kit per Super Line Pro Up&Down dispongono di due uscite per permettere di scegliere quale emissione (Up o Down) disporrá di un'intensità maggiore.

85W – 220/240V power supply included. Kits for Super Line Pro Up&Down are equipped with two outputs to select which part (Up or Down) is brighter.



Non Dimmable / Dali Version
- 08.0641.40
- 08.0641.02
- 08.0641.14
- 08.0641.ET
- 08.0641.EU

Accessori / Accessories

Super Line / Super Line Pro Down

Remote Power Supply Kit

Fornito con due kit sospensione e una fonte di alimentazione a 60W - 220/240V. I Kit per Super Line e Super Line Pro Down dispongono di driver con dip-switch per selezionare l'intensità massima richiesta.

Includes two suspension kits and a 60W - 220/240V power supply. Kits for Super Line and Super Line Pro Down are equipped with a dip-switch driver to select the maximum intensities.

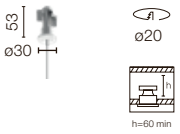

Non Dimmable
- 08.0524.40
- 08.0524.02
- 08.0524.14
- 08.0524.ET
- 08.0524.EU

Dali Version
- 08.0525.40A
- 08.0525.02A
- 08.0525.14A
- 08.0525.ETA
- 08.0525.EUA

Super Line Pro Up&Down

Remote Power Supply Kit

Fornito con due kit di sospensione e due fonte di alimentazione da 45W - 220/240V. I Kit per Super Line Pro Up&Down dispongono di due uscite per permettere di scegliere quale emissione (Up o Down) disporrá di un'intensità maggiore.

Includes two suspension kits and two 45W - 220/240V power supplies. Kits for Super Line Pro Up&Down are equipped with two outputs to select which part (Up or Down) is brighter.

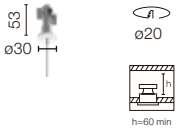

Non Dimmable / Dali Version
- 08.0642.40
- 08.0642.02
- 08.0642.14
- 08.0642.ET
- 08.0642.EU

Installation Sequence

Recessed Power Supply Kit

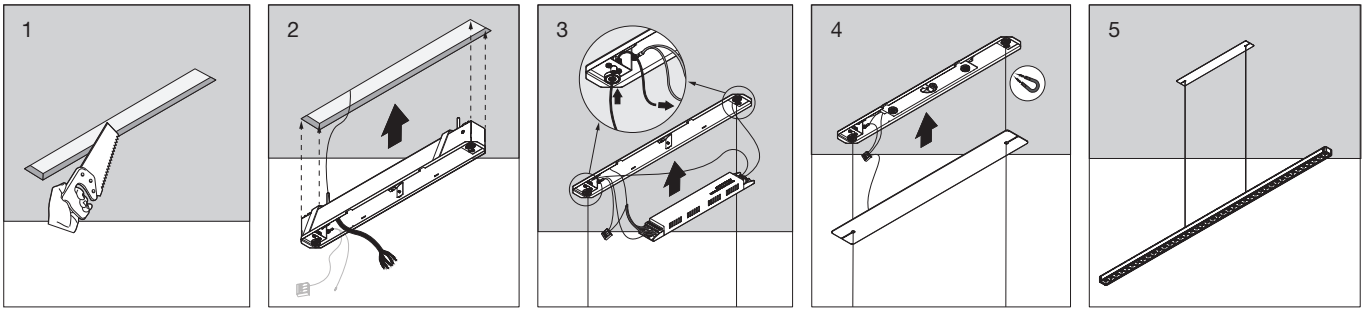

Surface Power Supply Kit

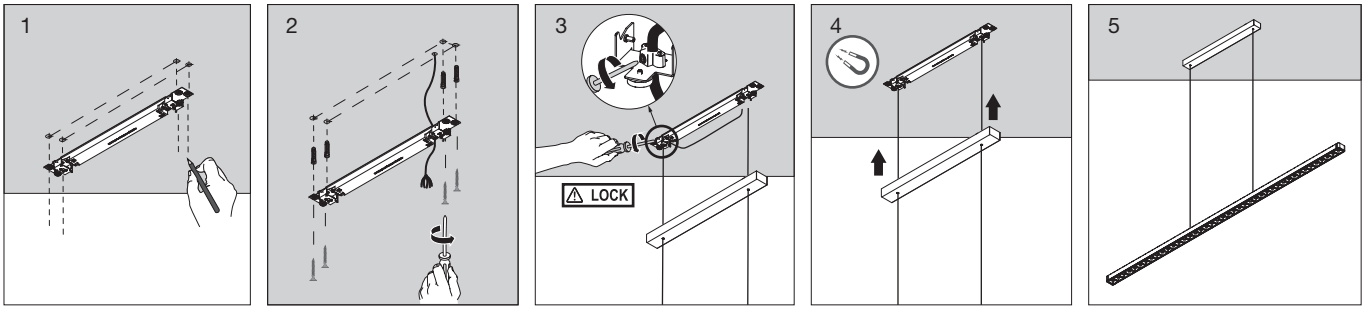

Remote Power Supply Kit

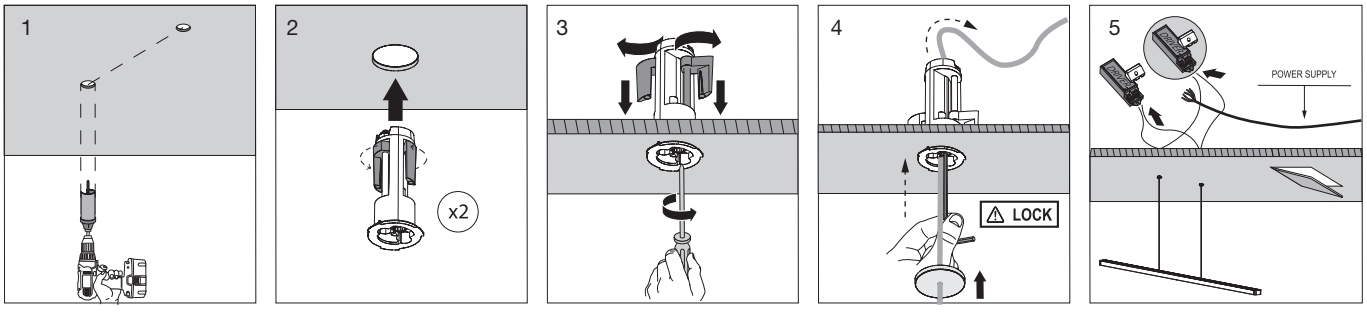

LIGHT BELL

DESIGNED BY PIERO LISSONI

LIGHT SOURCE
LED ARRAY
55W
6388 lm
2700K/CRI 90
6714 lm
3000K/CRI 90

70 Bianco Opaco
70 Matte White

Internal Finish

Alluminio Anodizzato
Anodized Aluminium

AN Nero Anodizzato
AN Anodized Black

Oro
Gold

AP Alluminio Lucido
AP Polished Aluminium

Alluminio Anodizzato
Anodized Aluminium

76 Vetro Trasparente
76 Transparent Glass

CE Cemento
CE Concrete

Descrizione
Apparecchio di illuminazione generale a sospensione da installare in interni. Dispone di sorgente luminosa LED di ultima generazione ad alta efficienza e diffusore in termoplastica tecnica a basse perdite.
Il riflettore dell'apparecchio viene fornito separatamente ed è disponibile in alluminio spazzolato in varie decorazioni e in vetro trasparente. Alimentatore integrato nel corpo dell'apparecchio.

Unità di Alimentazione
Alimentatore a corrente costante 220/240V integrato.

Informazioni Aggiuntive
Disponibile in versioni Dali, e Dimmerabile Push.
Grado di protezione IP20.
Classe di isolamento I.
Dissipatore tipo pin-block.

Prima di effettuare l'ordine, si consiglia di informarsi per bene sulle caratteristiche del prodotto che non sono state incluse in questo catalogo e che possono essere determinanti per il suo progetto di installazione, consultando la pagina web di Flos per professionisti, la scheda tecnica del prodotto e le istruzioni per la sua installazione e montaggio.

Conformità e Marchi di Qualità
Apparecchio conforme alla Normativa Tecnica Europea EN60598-1 e relative parti seconde.

Description
Suspended general lighting luminaire for indoor mounting. It has a high efficiency latest generation LED light source and a low-loss technical thermoplastic diffuser.
The reflector is supplied separately and is available in spun aluminium with different patterns, and ixn transparent glass, depending on the versions. Power supply source integrated into luminaire housing.

Power Supply
Integrated 220/240V constant voltage power supply source.

Additional Information
Available in Dali, and Dimmable Push versions.
IP20 protection grade.
Insulation class I.
Pin-block type dissipater.

Before placing your order, please consult the product details also on the Flos professional website, in its technical data sheet and in the installation and assembly instructions to find all the information that may not be included in this catalogue or that could be relevant to your specific project or installation.

Standard Compliance and Quality Marks
EN60598-1 European Technical Standards and any subsequent additions.

Light Bell Light Source

Light Source: LED Array 55W - 6388 lm - 2700K/CRI 90 / 55W - 6714 lm - 3000K/CRI 90

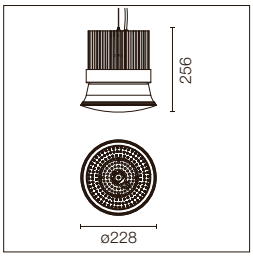

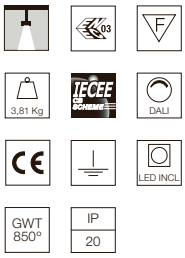

Apparecchio di illuminazione a LED per installazione a sospensione (massima distanza dal soffitto 4 metri). Alimentatore 220/240V integrato nel corpo dell'apparecchio. Riflettore non compreso, viene fornito separatamente.
Contattateci per IP superiori.
Fornito con cavo di sospensione di 4m.
Con diffusore di vetro, altezza massima da terra: 5 cm.

Suspended luminaire for mounting on the ceiling with LED light source. (4 metres maximum distance to ceiling). Power supply source 220/240V integrated into luminaire housing. Reflector not included; supplied separately.
Please ask us for a higher IP.
Includes a 4-meter suspension cable.
With glass screen, maximum height from the ground: 5 m.

2700K
Non Dimmable
07.9641.14A
Dimmable Dali
07.9641.14ADA

3000K
Non Dimmable
07.9642.14A
Dimmable Dali
07.9642.14ADA

Light Bell Reflector

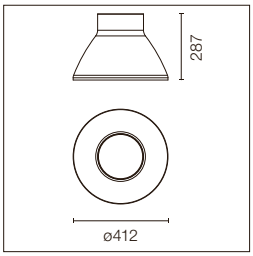

07.9630.70

0,95 Kg

E I **2700K**
07.9630.70
+
07.9641.14A

37°

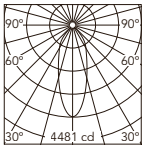

Luminous flux luminaire
3026 lm (EXTREME CUT OFF)

Beam Angle: 37°

h(m)	E(lx)	D(m)
1	4481	0.67
2	1120	1.33
3	498	2.00
4	280	2.67
5	179	3.34

E I **3000K**
07.9630.70
+
07.9642.14A

37°

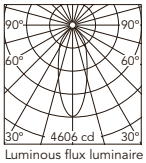

Luminous flux luminaire
3139 lm (EXTREME CUT OFF)

Beam Angle: 37°

h(m)	E(lx)	D(m)
1	4606	0.68
2	1152	1.35
3	512	2.03
4	288	2.70
5	184	3.38

07.9630.AP

0,95 Kg

E I **2700K**
07.9630.AP
+
07.9641.14A

37°

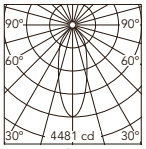

Luminous flux luminaire
3026 lm (EXTREME CUT OFF)

Beam Angle: 37°

h(m)	E(lx)	D(m)
1	4481	0.67
2	1120	1.33
3	498	2.00
4	280	2.67
5	179	3.34

E I **3000K**
07.9630.AP
+
07.9642.14A

37°

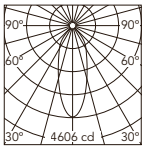

Luminous flux luminaire
3139 lm (EXTREME CUT OFF)

Beam Angle: 37°

h(m)	E(lx)	D(m)
1	4606	0.68
2	1152	1.35
3	512	2.03
4	288	2.70
5	184	3.38

07.9630.AN

0,95 Kg

E I **2700K**
07.9630.AN
+
07.9641.14A

78°

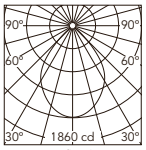

Luminous flux luminaire
2635 lm (EXTREME CUT OFF)

Beam Angle: 78°

h(m)	E(lx)	D(m)
1	1860	1.61
2	465	3.22
3	207	4.84
4	116	6.45
5	74	8.06

E I **3000K**
07.9630.AN
+
07.9642.14A

78°

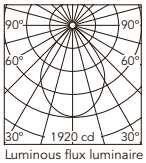

Luminous flux luminaire
2733 lm (EXTREME CUT OFF)

Beam Angle: 78°

h(m)	E(lx)	D(m)
1	1920	1.62
2	480	3.23
3	213	4.85
4	120	6.47
5	77	8.08

E= Finitura Esterna
I= Finitura Interna

E= External Finish
I= Internal Finish

Light Bell Reflector

07.9630.76

3,41 Kg

2700K
07.9630.76
+
07.9641.14A

46°

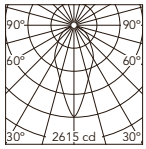

Luminous flux luminaire
3391 lm (EXTREME CUT OFF)

Beam Angle: 46°

h(m)	E(lx)	D(m)
1	2615	0.81
2	654	1.63
3	291	2.44
4	163	3.26
5	105	4.07

3000K
07.9630.76
+
07.9642.14A

46°

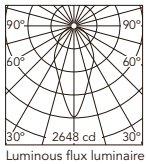

Luminous flux luminaire
3518 lm (EXTREME CUT OFF)

Beam Angle: 46°

h(m)	E(lx)	D(m)
1	2648	0.85
2	662	1.71
3	294	2.56
4	166	3.41
5	106	4.27

07.9630.CE

4 Kg

2700K
07.9630.CE
+
07.9641.14A

79°

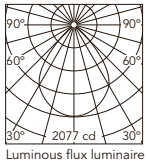

Luminous flux luminaire
3099 lm (EXTREME CUT OFF)

Beam Angle: 79°

h(m)	E(lx)	D(m)
1	2077	1.66
2	519	3.32
3	231	4.97
4	130	6.63
5	83	8.29

3000K
07.9630.CE
+
07.9642.14A

79°

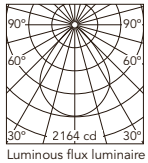

Luminous flux luminaire
3229 lm (EXTREME CUT OFF)

Beam Angle: 79°

h(m)	E(lx)	D(m)
1	2164	1.66
2	541	3.32
3	240	4.97
4	135	6.63
5	87	8.29

Accessori / Accessories

Rosone di alimentazione per interni. IP20.

Rosette for indoors. IP20.

Non Dimmable
F0556020
Dimmable Push/*Dali
F0557020

* La versione DALI F0557020 viene fornita con cavo di 4m, 5 poli e sezione 0,75mm².
* The F0557020 Dali version has a 4-meter cable, 5 poles and a 0.75mm² section.

Rosone di alimentazione. IP20.

Rosette. IP20.

08.8775.40

08.8775.14

FORT KNOX WALL

DESIGNED BY PHILIPPE STARCK

FORT KNOX
WALL

LIGHT SOURCE
POWER LED
35W
3715 lm
2700K/CRI 90
3900 lm
3000K/CRI 90
3774 lm
4000K/CRI 90

FORT KNOX
WALL MINI

LIGHT SOURCE
POWER LED
25W
2329 lm
2700K/CRI 90
2718 lm
3000K/CRI 90
2658 lm
4000K/CRI 90

40 Bianco
40 White

05 Alluminio Lucido
05 Polished Aluminium

14 Nero/RAL 9005
14 Black

Descrizione
Apparecchio di illuminazione per installazione a parete a luce indiretta.
Corpo in lega di alluminio pressofuso con finitura lucida a mano protetta con vernice liquida trasparente o verniciato a polvere bianco o nero opaco.
Supporto a parete in alluminio pressofuso. Grazie al suo innovativo design, questo supporto permette la regolazione sia in orizzontale che in verticale, fino a 10 mm, garantendone la perfetta installazione su qualsiasi superficie. Inoltre, il prodotto viene fornito con una livella a bolla che permette di calibrare perfettamente l'apparecchio.

Riflettori
Lente asimmetrica che permette, grazie al design perfettamente adattato, un'efficienza massima dell'apparecchio di illuminazione oltre a una perfetta distribuzione della luce.

Unità di Alimentazione
Fonte di alimentazione Non Dimmable, Dimmable 1-10V o Dimmable Dali incorporata nel blocco principale dell'apparecchio di illuminazione.

Informazioni aggiuntive
Grado di protezione IP20.
Classe di isolamento I.

Prima di effettuare l'ordine, si consiglia di informarsi per bene sulle caratteristiche del prodotto che non sono state incluse in questo catalogo e che possono essere determinanti per il suo progetto di installazione, consultando la pagina web di Flos per professionisti, la scheda tecnica del prodotto e le istruzioni per la sua installazione e montaggio.

Conformità e Marchi di Qualità
Apparecchio conforme alla Normativa Tecnica Europea EN60598-1 e relative parti seconde.

Description
Luminary for wall application designed for indirect lighting.
Die-cast aluminium alloy body with hand polished finish and protected with transparent liquid paint, or powder-coated white or matte black.
Wall support made in injected aluminium. Thanks to its innovative design, this holder allows both horizontal and vertical regulation up to 10 mm, ensuring a perfect installation on any type of surface. Additionally, this product includes a spirit level, allowing a perfect luminaire calibration.

Reflectors
Thanks to its adapted design, the asymmetrical lens allow luminarie's maximum efficiency and optimal light distribution.

Power Supply
Non Dimmable, Dimmable 1-10V or Dimmable Dali power source incorporated in the luminaire body.

Additional Information
IP20 protection grade.
Insulation class I.

Before placing your order, please consult the product details also on the Flos professional website, in its technical data sheet and in the installation and assembly instructions to find all the information that may not be included in this catalogue or that could be relevant to your specific project or installation.

Standard Compliance and Quality Marks
EN60598-1 European Technical Standards and any subsequent additions.

Fort Knox Wall

Light Source: Power LED 35W - 3715 lm - 2700K/CRI 90 / 3900 lm - 3000K/CRI 90 / 3774 lm - 4000K/CRI 90

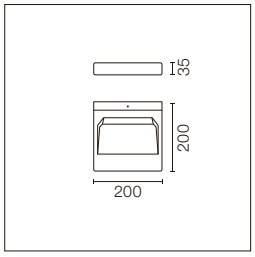

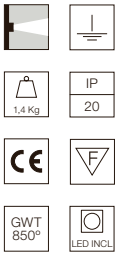

Apparecchio di illuminazione LED a parete per luce indiretta. Fonte di alimentazione 220-240V incorporata nella struttura dell'apparecchio.

Wall-mounted LED luminaire for indirect lighting. Power source 220-240V incorporated into luminaire's body.

2700K

Dimmable 1-10V

- 09.2111.40C
- 09.2111.05C
- 09.2111.14C

Dali Version

- 09.2111.40CDA
- 09.2111.05CDA
- 09.2111.14CDA

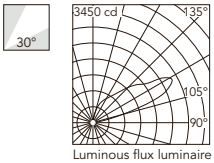

Luminous flux luminaire
2951 lm

Beam Angle: 30°

h(m)	E(lx)	D(m)
1	681	2.24
2	170	4.49
3	76	6.73
4	43	8.97
5	27	11.21

3000K

Dimmable 1-10V

- 09.2110.40C
- 09.2110.05C
- 09.2110.14C

Dali Version

- 09.2110.40CDA
- 09.2110.05CDA
- 09.2110.14CDA

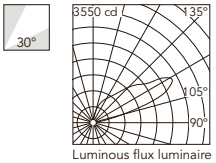

Luminous flux luminaire
3036 lm

Beam Angle: 30°

h(m)	E(lx)	D(m)
1	700	2.24
2	175	4.49
3	78	6.73
4	44	8.97
5	28	11.21

4000K

Dimmable 1-10V

- 09.2112.40C
- 09.2112.05C
- 09.2112.14C

Dali Version

- 09.2112.40CDA
- 09.2112.05CDA
- 09.2112.14CDA

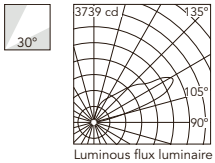

Luminous flux luminaire
3198 lm

Beam Angle: 30°

h(m)	E(lx)	D(m)
1	738	2.24
2	184	4.49
3	82	6.73
4	46	8.97
5	30	11.21

Fort Knox Wall Mini

Light Source: Power LED 25W - 2329 lm - 2700K/CRI 90 / 2718 lm - 3000K/CRI 90 / 2658 lm - 4000K/CRI 90

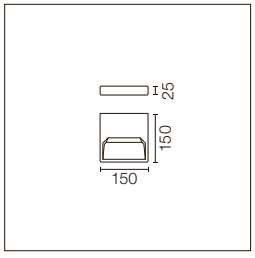

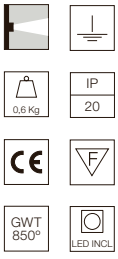

Apparecchio di illuminazione LED a parete per luce indiretta. Fonte di alimentazione 220-240V incorporata nella struttura dell'apparecchio.

Wall-mounted LED luminaire for indirect lighting. Power source 220-240V incorporated into luminaire's body.

2700K

Non Dimmable

- 09.2126.40B
- 09.2126.05B
- 09.2126.14B

Dali Version

- 09.2126.40BDA
- 09.2126.05BDA
- 09.2126.14BDA

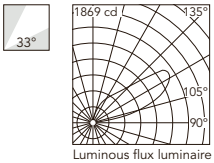

Luminous flux luminaire
1704 lm

Beam Angle: 33°

h(m)	E(lx)	D(m)
1	394	2.88
2	98	5.75
3	44	8.63
4	25	11.50
5	16	14.38

3000K

Non Dimmable

- 09.2125.40B
- 09.2125.05B
- 09.2125.14B

Dali Version

- 09.2125.40BDA
- 09.2125.05BDA
- 09.2125.14BDA

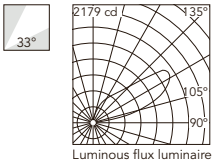

Luminous flux luminaire
1986 lm

Beam Angle: 33°

h(m)	E(lx)	D(m)
1	459	2.88
2	115	5.75
3	51	8.63
4	29	11.50
5	18	14.38

4000K

Non Dimmable

- 09.2127.40B
- 09.2127.05B
- 09.2127.14B

Dali Version

- 09.2127.40BDA
- 09.2127.05BDA
- 09.2127.14BDA

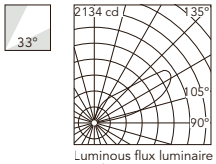

Luminous flux luminaire
1945 lm

Beam Angle: 33°

h(m)	E(lx)	D(m)
1	449	2.88
2	112	5.75
3	50	8.63
4	28	11.50
5	18	14.38

THIN LED

DESIGNED BY FLOS ARCHITECTURAL

LIGHT SOURCE
TOP LED
20W/m
24V
1822 lm/m
3000K/CRI 90

30 Bianco
30 White

29 Alluminio Anodizzato
29 Anodized Aluminium

BZ Bronzo Anodizzato
BZ Anodized Bronze

Modello brevettato e registrato / Patented and registered model.

Descrizione
Apparecchio d'illuminazione a parete per illuminazione indiretta.
Corpo in alluminio anodizzato con riflettore ottico interno in alluminio extra-puro. Facilissimo da installare ed estremamente versatile. Il circuito stampato è formato da moduli articolati con connettore doppio tramite contatti in argento. Tale caratteristica garantisce un'alimentazione di potenza sicura evitando i danni che potrebbero essere provocati durante la fase di installazione.
Il LED utilizzato, con un passo molto ridotto ed una emissione a 120° insieme al sistema di riflessione, garantisce una prestazione molto elevata ed una illuminazione uniforme.
Grazie al sistema di controllo dell'emissione luminosa brevettato, le prestazioni dell'accessorio luminoso sono veramente notevoli con una distribuzione luminosa ottimizzata molto confortevole.

Unità di Alimentazione
Prodotti per l'alimentazione dimmerabile – Consigliamo la lettura del capitolo sul driver per conoscere i casi di declinazione di responsabilità in materia di alimentatori dimmerabili.

Informazioni Aggiuntive
Moduli LED: 404 mm - 1201 mm - 1034 mm – 2040 mm - 2541 mm- 3042 mm.
Modulo cieco: 1034 mm.
Lunghezza di collegamento max. 3044 mm.
Coperture laterali incluse.
Grado di protezione IP20.
Classe di isolamento III.
Installabile su superfici normalmente infiammabili.

Prima di effettuare l'ordine, si consiglia di informarsi per bene sulle caratteristiche del prodotto che non sono state incluse in questo catalogo e che possono essere determinanti per il suo progetto di installazione, consultando la pagina web di Flos per professionisti, la scheda tecnica del prodotto e le istruzioni per la sua installazione e montaggio.

Conformità e Marchi di Qualità
Apparecchio conforme alla Normativa Tecnica Europea EN60598-1 e relative parti seconde.

Description
Wall application luminaire for indirect lighting.
Anodised aluminium housing with internal super-pure optical aluminium reflector. Very easy to install and extremely versatile. The printed circuit is made of jointed modules with double connector through silver contacts. This ensure a safe power supply avoiding damages which could be caused during assembling phase.
The utilized LED, with a very tight pitch and a 120° emission, together with the reflection system, grant a very high and even lighting emission performance.
Thanks to a patented light emission control system, the light fitting performance is really high, with an optimized and very comfortable light distribution.

Power Supply
Mains Dimming Products – Please read Mains Dimming disclaimer in drivers chapter.

Additional Information
Led modules: 404 mm - 1201 mm - 1034 mm – 2040 mm - 2541 mm- 3042 mm.
Blind module: 1034 mm.
Max connection length 3044 mm.
Side covers included.
IP20 protection grade.
Classe d'isolation III.
Suitable for installation on normally inflammable surfaces.

Before placing your order, please consult the product details also on the Flos professional website, in its technical data sheet and in the installation and assembly instructions to find all the information that may not be included in this catalogue or that could be relevant to your specific project or installation.

Standard Compliance and Quality Marks
EN60598-1 European Technical Standards and any subsequent additions.

Thin LED

Light Source: Top LED 20W/m - 24V - 1822 lm/m - 3000K/CRI 90

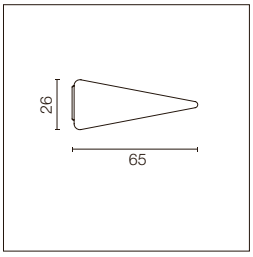

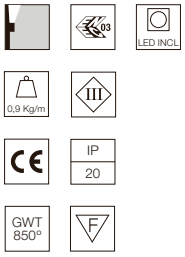

Apparecchio di illuminazione a parete per illuminazione indiretta a LED. Driver remoto non incluso.

Wall application luminaire for indirect lighting with LED. Remote transformer not included.

Alimentazioni raccomandate / Recommended power supply*:

Non Dimmable	60.9705 (60W)	404/1034/1201/2040/2541mm
Non Dimmable	60.9777A (120W)	3042mm
Dimmable 1-10V	60.9681 (120W)	
Dim DALI	60.9880 (120W)	
Casambi	60.9683 (120W)	
Mais Dimming	60.9881 (60W)	404/1034/1201/2040/2541mm

* Vedi capitolo Drivers / Refer to the Drivers chapter

L: 404 mm
6,8W - 711 lm - 16 LEDs
09.0045.30B
09.0045.29B
09.0045.BZB

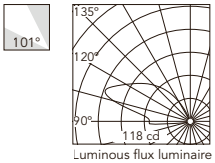

Luminous flux luminaire 621 lm

Beam Angle: 101°

h(m)	E(lx)	D(m)
1	118	6.46
2	30	12.92
3	13	19.38
4	7	25.84
5	5	32.30

L: 1034 mm
20,5W - 2133 lm - 42 LEDs
09.0100.30B
09.0100.29B
09.0100.BZB

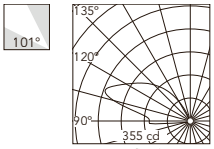

Luminous flux luminaire 1863 lm

Beam Angle: 101°

h(m)	E(lx)	D(m)
1	355	6.46
2	89	12.92
3	39	19.38
4	22	25.84
5	14	32.30

L: 1201 mm
23,9W - 2450 lm - 55 LEDs
09.0120.30B
09.0120.29B
09.0120.BZB

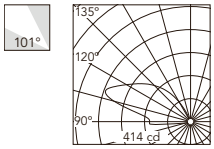

Luminous flux luminaire 2173 lm

Beam Angle: 101°

h(m)	E(lx)	D(m)
1	414	6.46
2	104	12.92
3	46	19.38
4	26	25.84
5	17	32.30

L: 1034 mm BLIND*
09.0104.30A
09.0104.29A
09.0104.BZA

* Per creare linee continue di profili / To create continuous profile lines.

L: 2040 mm
41W - 4266 lm - 84 LEDs
09.0101.30B
09.0101.29B
09.0101.BZB

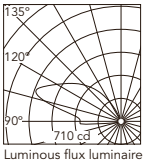

Luminous flux luminaire 3726 lm

Beam Angle: 101°

h(m)	E(lx)	D(m)
1	710	6.46
2	178	12.92
3	79	19.38
4	44	25.84
5	28	32.30

L: 2541 mm
47,8W - 5250 lm - 105 LEDs
09.0102.30B
09.0102.29B
09.0102.BZB

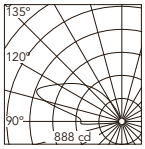

Luminous flux luminaire 4657 lm

Beam Angle: 101°

h(m)	E(lx)	D(m)
1	888	6.46
2	222	12.92
3	99	19.38
4	55	25.84
5	36	32.30

L: 3042 mm
61,5W - 6399 lm - 126 LEDs
09.0103.30B
09.0103.29B
09.0103.BZB

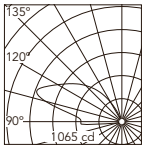

Luminous flux luminaire 5588 lm

Beam Angle: 101°

h(m)	E(lx)	D(m)
1	1065	6.46
2	266	12.92
3	118	19.38
4	67	25.84
5	43	32.30

G - O

DESIGNED BY JORGE HERRERA

LIGHT SOURCE
TOP LED
1,2W
96 lm
3000K/CRI 90

30 Bianco
30 White

29 Alluminio Anodizzato
29 Anodized Aluminium

55 Acciaio Inossidabile
55 Stainless Steel

BZ Bronzo
BZ Bronze

AN Nero Anodizzato
AN Anodized Black

Colori Della Luce
Light Colours

Luce Bianca
White Light

Luce Ambra
Amber Light

Descrizione
Apparecchio di illuminazione predisposto per installazione ad incasso per interni in tutte le finiture, salvo la finitura in acciaio inossidabile che è anche adatto per esterni.
Disponibile con fonte di illuminazione LED di ultima generazione adatto per rispondere alle diverse esigenze di illuminazione delle aree di passaggio o delle scale. Il diffusore interno è disponidile in varie colori. Il corpo dell'apparecchio è realizzato in alluminio, acciaio inossidabile o bronzo lavorato.

Unità di Alimentazione
Fonte di alimentazione a tensione costante esclusa, disponibile come accessorio.
È possibile installare fino a 6 o 15 G-O con le fonti di alimentazione raccomandate.

Accessori
E' previsto un accessorio da incasso per pareti in muratura realizzato in alluminio estruso.

Informazioni Aggiuntive
Grado di protezione IP65.
Classe di isolamento III.
Adatti ad installazioni su superfici normalmente infiammabili.

Prima di effettuare l'ordine, si consiglia di informarsi per bene sulle caratteristiche del prodotto che non sono state incluse in questo catalogo e che possono essere determinanti per il suo progetto di installazione, consultando la pagina web di Flos per professionisti, la scheda tecnica del prodotto e le istruzioni per la sua installazione e montaggio.

Conformità e Marchi di Qualità
Apparecchio conforme alla Normativa Tecnica Europea EN60598-1 e relative parti seconde.

Description
Embedded light fixture for indoor use in all its finishes, except stainless steel which is suitable for outdoor use.
Available with next-generation LED light source, suitable for responding to diverse signalling needs on pathways or stairways.
Available in different light shades, through coloured internal diffuser.
Light body made of aluminium, stainless steel or machined bronze.

Power Supply
Constant voltage power supply not included, available as an accessory.
Up to 6 or 15 G-O can be installed with the recommended power sources.

Accessories
With extruded aluminium accessories for embedding in concrete walls.

Additional Information
IP65 protection grade.
Insulation class III.
Suitable for installation on normally inflammable surfaces.

Before placing your order, please consult the product details also on the Flos professional website, in its technical data sheet and in the installation and assembly instructions to find all the information that may not be included in this catalogue or that could be relevant to your specific project or installation.

Standard Compliance and Quality Marks
EN60598-1 European Technical Standards and any subsequent additions.

G-O

Light Source: Top LED 1,2W - 24V - 96 lm - 3000K/CRI 90

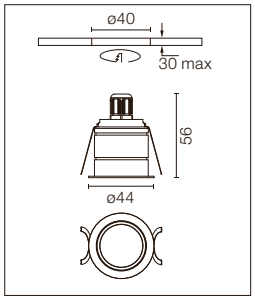

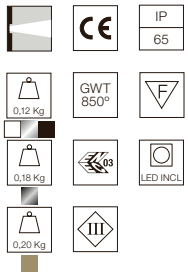

Apparecchio di segnalazione da semi-incasso per applicazione in interni per soffitto/parete. Fonte di alimentazione non inclusa. Include cavo di alimentazione di 1000 mm.

Semi recessed signalling lamp for indoor use on ceiling/wall. Power supply not included. 1000 mm power cable included.

Apparecchio per installazione remota in luogo accessibile: non passa attraverso il foro di incasso dell'apparecchio, eccetto il 60.9157.

Equipment for remote installation in an accesible place: it does not fit through the recessing hole of the luminaire, except 60.9157.

Alimentazioni raccomandate / Recommended power supply*:

Non Dimmable 110-240V	60.9157 (8W)
Non Dimmable 220-240V	60.8703 (25W)

* Vedi capitolo Drivers / Refer to the Drivers chapter

Luce Bianca/White Light

- 09.3200.30A
- 09.3200.29A
- 09.3200.55A
- 09.3200.BZA
- 09.3200.ANA

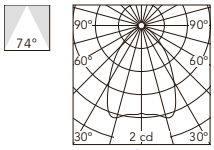

Luminous flux luminaire 4 lm

Beam Angle: 74°

h(m)	E(lx)	D(m)
1	2	1.51
2	1	3.03
3	0	4.54
4	0	6.06
5	0	7.57

Luce Ambra/Amber Light

- 09.3201.30A
- 09.3201.29A
- 09.3201.55A
- 09.3201.BZA
- 09.3201.ANA

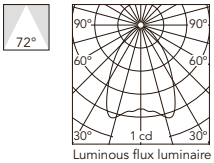

Luminous flux luminaire 2 lm

Beam Angle: 72°

h(m)	E(lx)	D(m)
1	1	1.46
2	0	2.92
3	0	4.38
4	0	5.85
5	0	7.31

Accessori / Accessories

Cassaforma realizzata in alluminio anodizzato per installazione all'esterno.

Housing for recessed installation made in anodized aluminium for outdoor installation.

08.8422.00

Unità di controllo / Control Units

Unità di controllo per dimmer con 1 canale per la regolazione di moduli LED, per drivers di 24V. Alimentatore non incluso. Max. 120W - 5A.

Dimmable control unit with 1 channel for 24V LED modules. Power supply not included. Max. 120W - 5A.

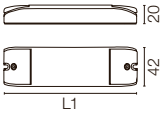

1-10V
60.8640
L1: 172

DALI
60.9766
L1: 181

THEBLOCKOFLIGHT

DESIGNED BY KNUD HOLSCHER

LIGHT SOURCE
POWER LED
2,2W
154 lm
3000K/CRI 80

01 Bianco Opaco
01 Matte White

72 Grigio
72 Grey

04 Nero Opaco
04 Matte Black

Descrizione
Apparecchio di illuminazione predisposto per installazione ad incasso per interni o esterni (grado di protezione IP65). Disponibile con fonte di illuminazione LED di ultima generazione adatto per rispondere alle diverse esigenze di illuminazione delle aree di passaggio o di scale.
Corpo esterno realizzato in alluminio, verniciato nelle finiture bianco opaco, grigio o nero opaco.

Unità di Alimentazione
Fonte di alimentazione a corrente costante 100/240V, 50-60Hz non regolabile integrata. Alimentazione a 700 mA.

Accessori
E' previsto un accessorio da incasso per pareti in muratura realizzato in acciaio galvanizzato.

Informazioni Aggiuntive
Grado di protezione IP65.
Classe di isolamento I.
Adatti ad installazioni su superfici normalmente infiammabili.

Prima di effettuare l'ordine, si consiglia di informarsi per bene sulle caratteristiche del prodotto che non sono state incluse in questo catalogo e che possono essere determinanti per il suo progetto di installazione, consultando la pagina web di Flos per professionisti, la scheda tecnica del prodotto e le istruzioni per la sua installazione e montaggio.

Conformità e Marchi di Qualità
Apparecchio conforme alla Normativa Tecnica Europea EN60598-1 e relative parti seconde.

Description
Embedded light fixture designed for indoor or outdoor use (IP65 protection grade). Available with next-generation LED light source in response to diverse signalling needs on pathways or stairways.
Front made of aluminium with finish in matte white, grey or matte black.

Power Supply
Built-in, non-regulable constant current power supply of 100/240V, 50/60Hz. 700 mA current.

Accessories
Has galvanised steel accessories for embedding in concrete walls.

Additional Information
IP65 protection grade.
Insulation class I.
Suitable for installation on normally inflammable surfaces.

Before placing your order, please consult the product details also on the Flos professional website, in its technical data sheet and in the installation and assembly instructions to find all the information that may not be included in this catalogue or that could be relevant to your specific project or installation.

Standard Compliance and Quality Marks
EN60598-1 European Technical Standards and any subsequent additions.

TheBlockofLight

Light Source: Power LED 2,2W - 154 lm - 3000K/CRI 80

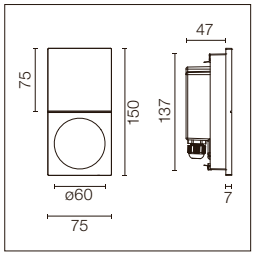

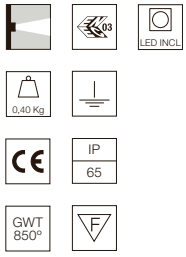

Apparecchio di segnalazione da semi-incasso per applicazione in interni o esterni. Fonte di alimentazione non regolabile 100-240V, 50-60Hz integrata. Include cavo di alimentazione 500 mm.

Semi-recessed signalling lamp for indoor or outdoor use. Non-regulable 100-240V, 50-60Hz power supply and 500 mm power cable included.

☐ 09.3310.01C

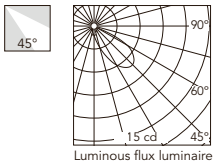

Luminous flux luminaire
85 lm

Beam Angle: 45°

h(m)	E(lx)	D(m)
1	15	1.79
2	4	3.58
3	2	5.37
4	1	7.16
5	1	8.95

■ 09.3310.72C

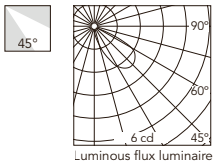

Luminous flux luminaire
50 lm

Beam Angle: 45°

h(m)	E(lx)	D(m)
1	6	1.85
2	2	3.70
3	1	5.55
4	0	7.40
5	0	9.25

■ 09.3310.04C

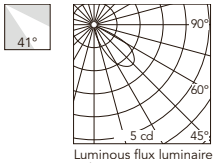

Luminous flux luminaire
40 lm

Beam Angle: 41°

h(m)	E(lx)	D(m)
1	5	1.64
2	1	3.28
3	1	4.92
4	0	6.55
5	0	8.19

Accessori / Accessories

Passacavo da incasso in cemento.

Can for embedding in concrete.

08.8423.00

Binario Trifase
GLOBAL TRACK offre molteplici vantaggi alle installazioni più avanzate: i principali adattatori sono alimentabili e il cavo di alimentazione può essere nascosto sotto degli eleganti accessori in sospensione. I binari GLOBAL TRACK sono stati progettati per essere facilmente montati sulle pareti o sui soffitti, o appesi ai soffitti. I binari possono essere appesi all'altezza desiderata.
Altri vantaggi del sistema trifasico sono l'elevata capacità di potenza e la possibilità di formare dei gruppi indipendenti di installazione fissa nei tre circuiti. Ciò permette l'illuminazione degli ambienti più esigenti.

Three Phase Track
GLOBAL TRACK offers benefits for advanced installations: the main connectors are feedable and the feeding cable can be hidden under the elegant suspension accessories. GLOBAL TRACK lighting tracks are designed for easy surface mounting on ceilings and walls, or recessed mounting in suspended ceilings. Lighting tracks can be suspended at any desired height. Other advantages of the three-circuit system are its high loading capacity and the possibility of forming independent fixture groups in all three circuits.
This permits illumination of the most demanding environments.

Surface

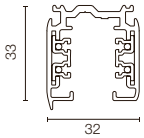

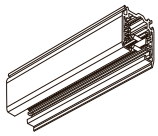

1000 mm
- 60.3101.11
- 60.3101.29
- 60.3101.14

Dali Version
- 60.3101.11ADA
- 60.3101.29ADA
- 60.3101.14ADA

2000 mm
- 60.3102.11
- 60.3102.29
- 60.3102.14

Dali Version
- 60.3102.11ADA
- 60.3102.29ADA
- 60.3102.14ADA

Surface Dali

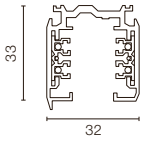

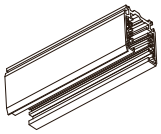

3000 mm
- 60.3103.11
- 60.3103.29
- 60.3103.14

Dali Version
- 60.3103.11ADA
- 60.3103.29ADA
- 60.3103.14ADA

4000 mm
- 60.3104.11
- 60.3104.29
- 60.3104.14

Dali Version
- 60.3104.11ADA
- 60.3104.29ADA

IP 20

Recessed



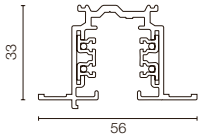

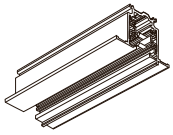

1000 mm
- 60.3810.11
- 60.3810.29
- 60.3810.14

Dali Version
- 60.3810.11ADA
- 60.3810.29ADA
- 60.3810.14ADA

2000 mm
- 60.3820.11
- 60.3820.29
- 60.3820.14

Dali Version
- 60.3820.11ADA
- 60.3820.29ADA
- 60.3820.14ADA

Recessed Dali



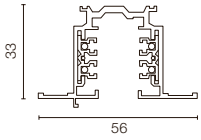

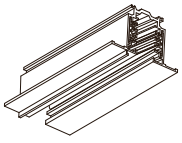

3000 mm
- 60.3830.11
- 60.3830.29
- 60.3830.14

Dali Version
- 60.3830.11ADA
- 60.3830.29ADA
- 60.3830.14ADA

IP 20

Aste rigide per evitare l'inclinazione del profilo (strutture rettilinee senza angoli) o per installazioni in cui è necessario un sistema di fissaggio più rigido.
Rigid rod to avoid the profile from tilting (rectilinear structures without corners) or to be installed in places where a more rigid fixing system is required.

Tige di sospensione con rosone 1000 mm filetto m6.

Suspension rod with 1000 mm rose. M6 thread.

60.3014.11
60.3014.14

Set prolunga tige sospensione 1000 mm filetto m6.

1000 mm suspension rod extension set m6 thread.

60.3097.11**
60.3097.14**

Fijación a carril para cable de acero con terminal roscado M6.

Attachment on track for steel cable suspension with M6 thread end

60.3008.11
60.3008.14

Attacco a soffitto con rosone.

Ceiling fitting with rose.

60.3094.11
60.3094.14

Punto di aggancio su binario per sospensione con tige filetto m6.

Attachment on track for rod suspension m6 thread.

60.3018.11
60.3018.14

** Si consiglia l'uso di cavo in acciaio se la struttura in quanto a dimensioni è in equilibrio, stabile e presenta uno o più angoli, dato che in queste strutture la guida non si inclina anche se il peso delle lampade non viene equilibrato.
** A steel cable is recommended if the structure, because of its dimensions, is stable and includes one or more angles, since in these structures the track does not tilt even if the weight of the luminaries is not balanced.

Cavetto di sospensione con piombino senza rosone e attacco a soffitto.

Lead-weighted wire without rose and ceiling fitting.

1500 mm
60.3095.29
3000 mm
60.3096.29

Staffa per fissaggio binario a soffitto/parete o sospensione con cavetto piombino.

Bracket for track fixing wall/ceiling or suspension with lead-weighted wire.

60.3025.11
60.3025.14
60.3025.29

Staffa per fissaggio binario a soffitto o parete.

Bracket for fixing track to wall or ceiling.

60.3093.29

Punto di aggancio su binario per sospensione con cavetto.

Attachment on track for wire suspension.

60.3057.11
60.3057.29

Supporto parete completo braccio 70mm.

Complete wall support 70mm.

60.3083.29

Striscia di copertura binario L 3000mm.

Track cover strip L 3000mm.

60.3090.11

Rosone copertura alimentazione.

Power supply rose cover.

60.3092.11

Copertura per connettori alimentazione binario ad incasso.

Cover for power supply connectors recessed track.

60.3053.11
60.3053.14
Dali Version
60.3145.11
60.3145.14

Copertura per connettori.

Cover for connectors.

60.3091.11
60.3091.14
Dali Version
60.3146.11
60.3146.14

* Connettore con conduttore di terra a destra.

Live end right.

60.3038.11
60.3038.14
60.3038.12
Dali Version
60.3038.11ADA
60.3038.14ADA
60.3038.12ADA

* Connettore con conduttore di terra a sinistra.

Live end left.

60.3039.11
60.3039.14
60.3039.12
Dali Version
60.3039.11ADA
60.3039.14ADA
60.3039.12ADA

* Possibilità di alimentazione / Feeding possible.

Connettore a scomparsa.

Straght connector.

60.3044.11
60.3044.14
60.3044.12
Dali Version
60.3044.11ADA
60.3044.14ADA
60.3044.12ADA

---

* Connettore alimentazione centrale.

Mean connector.

60.3043.11
60.3043.14
60.3043.29
Dali Version
60.3043.11ADA
60.3043.14ADA
60.3043.29ADA

---

* Connettore a 90°.

Connector 90°.

Interni/Inside
60.3029.11
60.3029.14
60.3029.29
Dali Version
60.3029.11ADA
60.3029.14ADA
60.3029.29ADA

Externi/Outside
60.3028.11
60.3028.14
60.3028.29
Dali Version
60.3028.11ADA
60.3028.14ADA
60.3028.29ADA

---

* Connettore T - interno.

Connector T - inside.

Destra/Right
60.3047.11
60.3047.14
60.3047.29
Dali Version
60.3047.11ADA
60.3047.14ADA
60.3047.29ADA

Sinistra/Left
60.3048.11
60.3048.14
60.3048.29
Dali Version
60.3048.11ADA
60.3048.14ADA
60.3048.29ADA

---

* Connettore T - esterno.

Conector T - outside.

Destra/Right
60.3049.11
60.3049.14
60.3049.29
Sinistra/Left
60.3049.11ADA
60.3049.14ADA
60.3049.29ADA

Dali Version
60.3051.11
60.3051.14
60.3051.29
Dali Version
60.3051.11ADA
60.3051.14ADA
60.3051.29ADA

---

* Connettore a croce.

Cross coupling.

60.3036.11
60.3036.14
60.3036.29
Dali Version
60.3036.11ADA
60.3036.14ADA
60.3036.29ADA

Terminale di chiusura.

Blind end.

60.3016.11
60.3016.14
60.3016.12

Connettore flessibile DALI.

DALI flexible couple.

60.3037.11
60.3037.14
60.3037.29
Dali Version
60.3037.11ADA
60.3037.14ADA
60.3037.29ADA

Connettore angolare regolabile.

Corner adjustable connector.

60.3046.11
60.3046.14
60.3046.29

Scatola da incasso per punto di fissaggio.

Recessed box for fix-point.

60.3022.11
60.3022.14

Punto di fissaggio.

Fix-point.

60.3023.11
60.3023.14
60.3023.29

Chiave di piegatura conduttori.

Lead bending key.

60.3054

---

* Possibilità di alimentazione / Feeding possible.

Istruzioni di Installazione dei Binari Trifase / Installation Instructions for the Three-Phase Tracks (3P+N+PE) Un 400V, In 16A. 50Hz, Classe I, IP 20

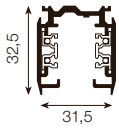

La posizione del conduttore neutro viene indicata con la linea larga.
The position of the neutral lead is shown by the thick line.

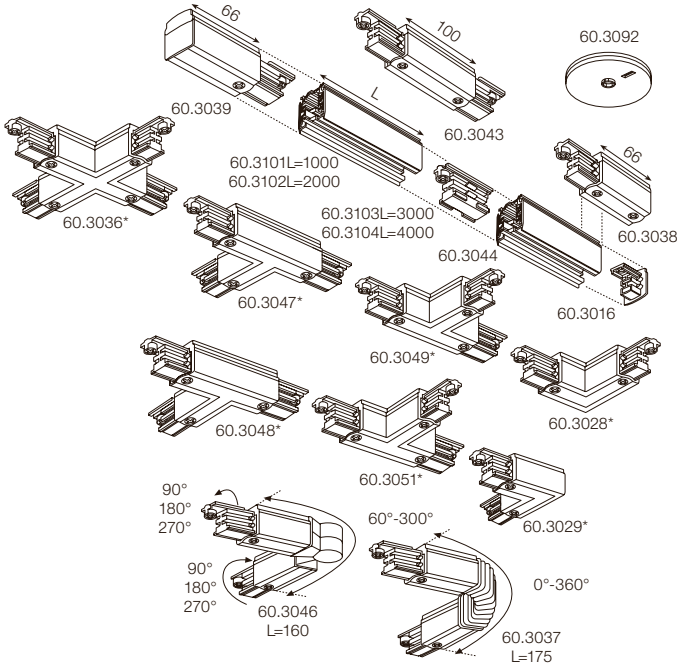

*Può essere usato come punto di alimentazione / Can be used as a power supply point

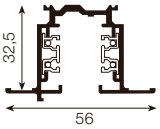

La posizione del conduttore neutro viene indicata con la linea larga.
The position of the neutral lead is shown by the thick line.

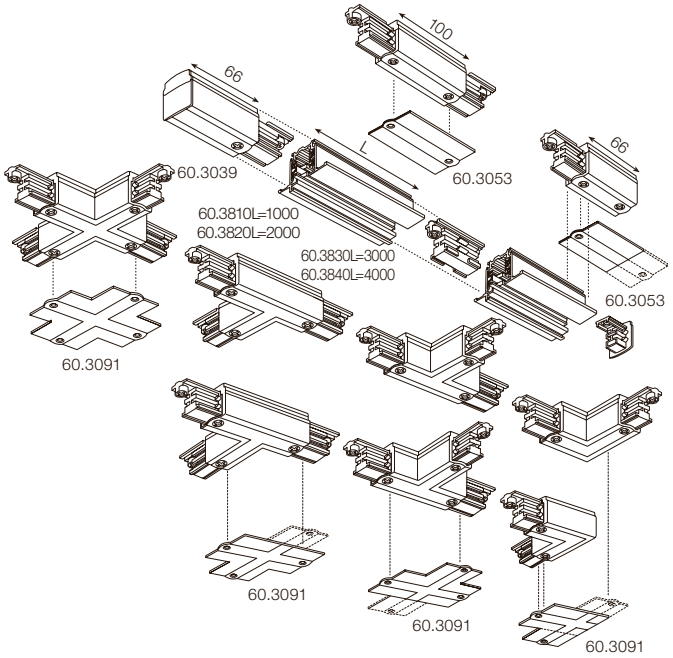

Montaggio in scanalatura sul soffitto
Mounting in a groove in the ceiling

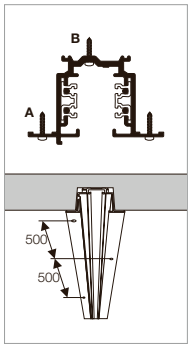

- le guide possono essere fissate nei bordi (A) o alla fine della guida (B).
- modo A: con viti Ø 3,0 - 4,5, a una distanza di 500mm.
- modo B: con vite a testa piatta Ø 3,0, che sostiene una distanza di 1000mm e un carico massimo di 20 kg/m.

- tracks can be fixed through the flanges (A) or through the track bottom (B).
- manner A: with screws Ø 3,0 - 4,5, at distance of 500mm.
- manner B: with flat head screws Ø 3,0, supporting distance 1000mm-max. load 20 kg/m.

Montaggio in sospensione a soffitto
Mounting in suspended ceilings

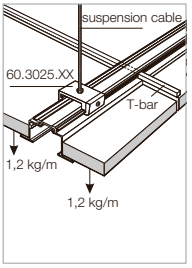

- con morsetti 60.3025.XX.
- la struttura di attacco del soffitto deve essere facile da smontare, gli attacchi e le guide non vanno fissati tra loro.
- sospensione a distanza massima di 1000mm.
- carico massimo sull'attacco di 1,2 kg/m per bordo di guida.
- sospensione guida con carico massimo 10 kg / distanza di sospensione.

- with clamps 60.3025.XX.
- the ceiling plate structure must be easy to demount, the plates and the tracks are not fixed onto each others.
- hanging at max. 1000mm distance.
- plate load max. 1,2 kg/m per track flange.
- track hanging load max. 10 kg / hanging distance.

Taglio dei Binari / Cutting Track

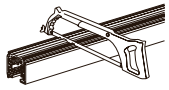

1 . Taglio del binario
1 . Cutting the track

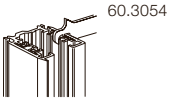

2 . Posizionamento chiave di piegatura nel binario
2 . Positioning bending key in the track

3 . Curvatura dei conduttori
3 . Lead bending

4 . Conduttori piegati
4 . Bent leads

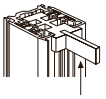

5 . Controllo dei conduttori piegati
5 . Bent leads control

Installazione dei Connettori / Connector Installation

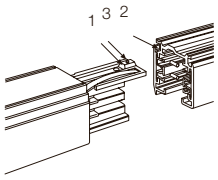

1 . Linguetta guida
1 . Guide flap

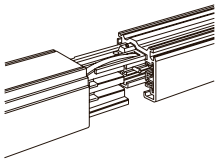

2 . Canale
2 . Canal

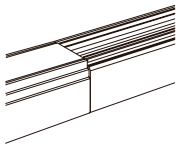

3 . Fissaggio a pressione
3 . Pressure fixing

Fissaggio del Binario e Capacita' di Carico del Fissaggio / Fixing the Track and Load Capacity

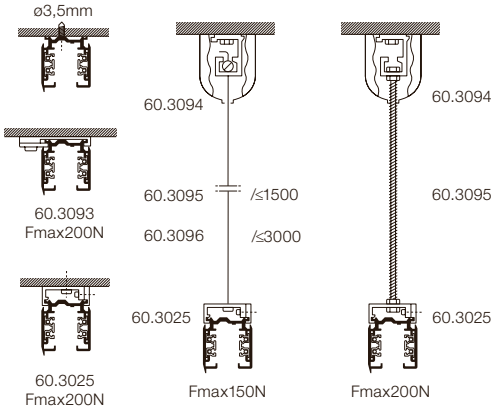

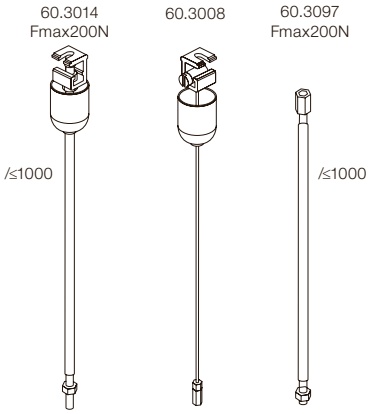

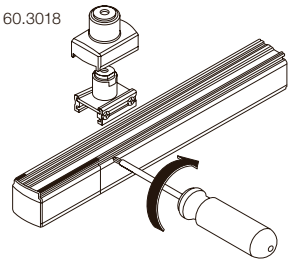

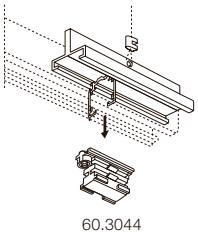

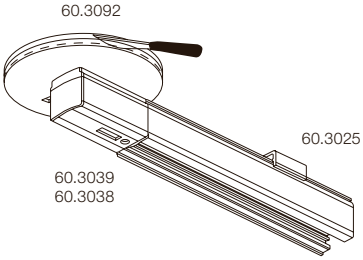

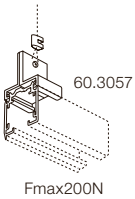

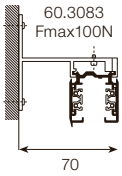

Distanza di Ancoraggio e Portata
La distanza di ancoraggio raccomandata è L=1000mm.
I binari sono dotati di fori di ancoraggio.

Fastening Distance and Loading Capacity
Recommended fastening distance L=1000mm.
The tracks have fastening holes.

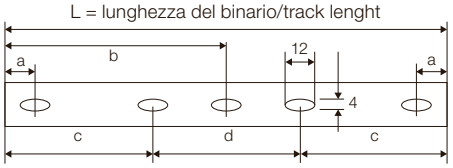

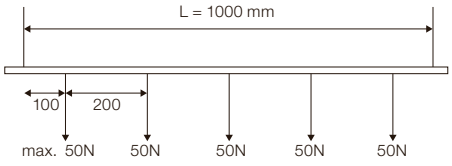

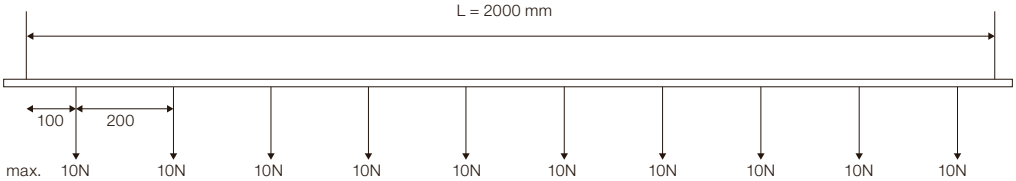

L mm	a mm	b mm	c mm	d mm
1000	250			
2000	250	1000		
3000	250		1000	1000
4000	250		1500	1000

Note di Progettazione
Quando si installa la guida, si deve scegliere la parte in cui si vuole avere la presa di terra. Dipendendo dalla posizione di tale presa, bisognerà utilizzare i relativi accessori. Nelle seguenti figure la linea tracciata ci indica la posizione della presa di terra.
Se abbiamo solo una guida, si può scegliere da quale parte installare l'alimentazione.
Figura 1. Lunghezza della guida, 1 metro, con connettore di alimentazione (A) e il suo connettore specchio (B).
La figura 2 ci mostra due diverse applicazioni. La presa di terra può essere sia interna che esterna.
Si può utilizzare rispettivamente (C) & (D) o (E) & (F).
Se la presa di terra è esterna - primo caso - si utilizzeranno i connettori a T (C) con il loro specchio (D).
I connettori a L saranno gli stessi per ogni angolo, (H).
Se invece la presa di terra è interna - secondo caso - si utilizzeranno i connettori a T (E) con lo specchio (F). Il connettore a L per questo caso sarà (I).

Planning Information
When you instal the track, you have to choose on which side you wish to have the ridge. The ridge will tell you which accesories to use with. Have a look at the following figures where the dotted line indicates the ridge on the track.
If you have only one track, you can choose on which side you connect it and use the corresponding parts.
Figure 1. Track of length 1 mt. with end feed (A) and its mirror image (B).
Figure 2. Shows two different cases. You will notice that the ridge can be either inside or outside the installation system. You can use respectively either (C) & (D) or (E) & (F).
If the ridge is outside, first case, you have to use the T connector (C) with its miror image (D). The L connectors are then the same for each corner, (H). Inversely, if you have the ridge inside, second case, you will have to use the T connector (E) with its miror image (F). The corresponding L connector is in this case (I).

1.

2.

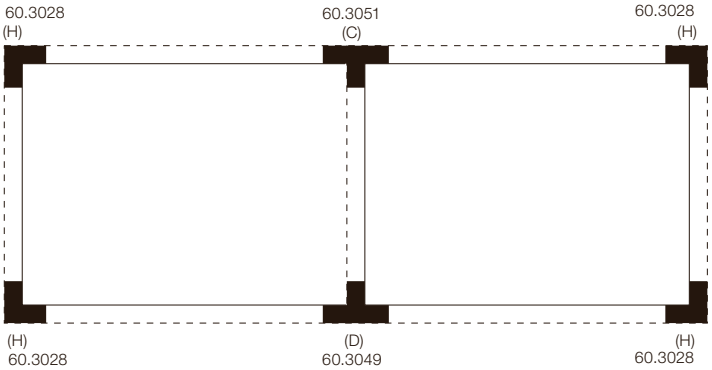

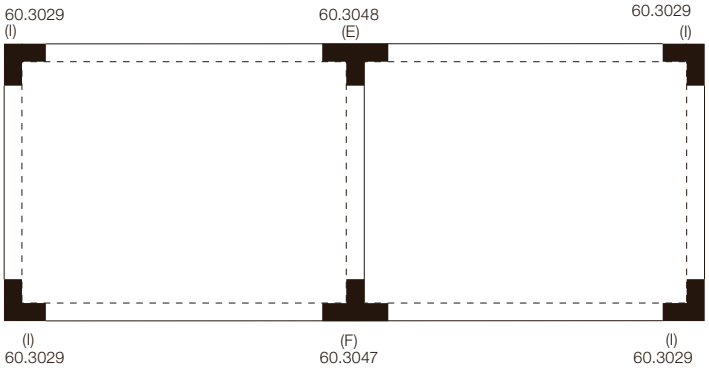

Esempio / Example

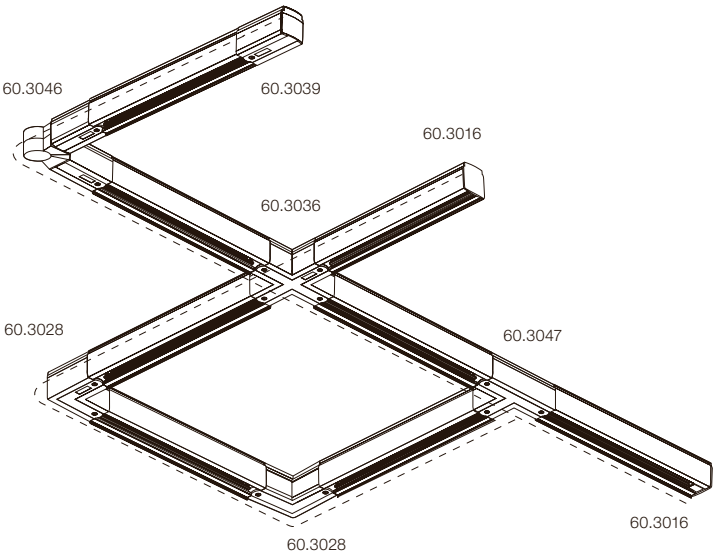

Fonte di Alimentazione a Corrente Costante per LED / Constant Current Power Supply for LED

Fonte di alimentazione a corrente costante non regolabile. 110/240V.	Non dimmable continuous current power supply. 110/240V.		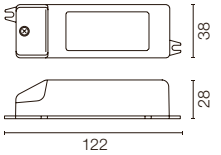	17W / 700 mA *60.8655 20W / 500 mA *60.8650 22W / 1050 mA *RF26569 *110V – 12W
Fonte di alimentazione a corrente costante 15-30W, 220/240V -50/60Hz con corrente di alimentazione selezionabile tramite switch 350mA - 15W / 400mA - 17W / 450mA - 19W / 500mA - 22W / 550mA - 24W / 600mA - 26W / 650mA - 28W / 700mA - 30W non regolabile.	Non dimmable continuous current power supply. 15-30W, 220/240V -50/60Hz with power current selected through adjustable switch. 350mA - 15W / 400mA - 17W / 450mA - 19W / 500mA - 22W / 550mA - 24W / 600mA - 26W / 650mA - 28W / 700mA - 30W.		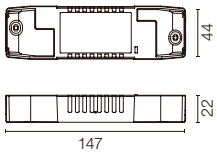	60.9592
Fonte di alimentazione a corrente costante 25W, 110/240V - 50/60Hz con corrente di alimentazione selezionabile tramite switch 350mA - 12W / 500mA - 15W /700 mA - 25W non regolabile.	Non dimmable continuous current power supply of 25W, 110/240V - 50/60Hz with power current selected through adjustable 350mA - 12W / 500mA - 15W /700 mA - 25W switch.		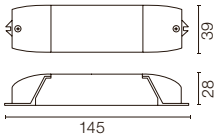	60.8437 110V – max 18W
Fonte di alimentazione a corrente costante 110/240V 32W, con corrente di alimentazione selezionabile tramite switch 350 mA-17W /500 mA-24W /700 mA-32W /900 mA - 32W non regolabile.	Non dimmable continuous current power supply of 110/240V 32W, with power current selected through adjustable 350 mA-17W /500 mA-24W /700 mA-32W /900 mA - 32W. switch.		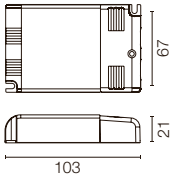	60.9233 110V – max 15W
Fonte di alimentazione a corrente costante 15-20W, 110/240V - 50/60Hz, con corrente di alimentazione selezionabile tramite switch 350 mA-15W /500 mA/ /550 / 700 / 850 mA / 900 mA - 20W non regolabile.	Non dimmable continuous current power supply of 15-20W, 110/240V - 50/60Hz, with power current selected through adjustable 350 mA-15W /500 mA/ /550 / 700 / 850 mA / 900 mA - 20W switch.		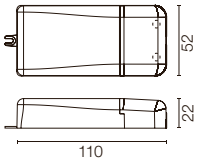	60.8911 110V – max 15W
Fonte di alimentazione a corrente costante 25W, 110/240V - 50/60Hz con corrente di alimentazione selezionabile tramite switch 350 mA-18W / 400 mA - 21W / 500mA - 25W /600mA - 30W /700/750/900 mA - 32W regolabile. 1-10V o push dimming, richiede cavi di sincronizzazione non inclusi.	Continuous current power supply of 25W, 110/240V - 50/60Hz with power current selected through adjustable 350 mA-18W / 400 mA - 21W / 500mA - 25W /600mA - 30W /700/750/900 mA - 32W switch. 1-10V or push dimming, synchronisation cables not included.		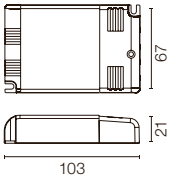	RF21466 110V – max 15W
Fonte di alimentazione a corrente costante 25-50W, 110/240V - 50/60Hz con corrente di alimentazione selezionabile tramite switch 350mA - 25W /500mA - 35W/ 700mA - 50W /750mA - 54W /900/ 1050 mA - 60W regolabile. Dali 2, 0/1-10V o push dimming, richiede cavi di sincronizzazione non inclusi.	Continuous current power supply of 25-50W, 110/240V - 50/60Hz with power current selected through adjustable 350mA - 25W /500mA - 35W/ 700mA - 50W /750mA - 54W /900/ 1050 mA - 60W switch. Dali 2, 0/1-10V or push dimming, synchronisation cables not included.		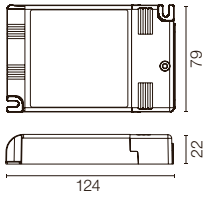	RF21468 110V – max 40W

Fonte di Alimentazione a Corrente Costante per LED / Constant Current Power Supply for LED

Fonte di alimentazione a corrente costante 13-20W, 110/240V - 50/60Hz con corrente di alimentazione selezionabile tramite switch 300 mA - 15W / 350 mA - 18W / 400/450/500/550/600/650/700/750/800/850/900 mA .	Continuous current power supply of 13-20W, 110/240V - 50/60Hz with power current selected through adjustable 300 mA - 15W / 350 mA - 18W / 400/450/500/550/600/650/700/750/800/850/900 mA.		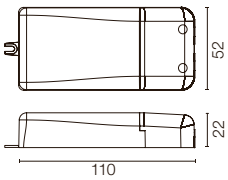	RF27961 110V – max 15W
Fonte di alimentazione a corrente costante 12-20W, 110/240V - 50/60Hz con corrente di alimentazione selezionabile tramite switch 250mA -12W / 350mA - 17W / 400mA - 19W / 450 /500 / 550 / 600 / 700mA - 20W regulable Dali 1 e Dali 2.	Continuous current power supply of12-20W, 110/240V - 50/60Hz with-power current selected through adjustable 250mA -12W / 350mA - 17W / 400mA - 19W / 450 / 500 / 550 / 600 / 700mA - 20W dimmable Dali 1 and Dali 2.		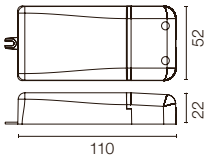	60.9222 110V – max 15W
Fonte di alimentazione a corrente costante 10-20W, 110/240V - 50/60Hz con corrente di alimentazione selezionabile tramite switch 250 mA - 12W /350 mA - 17W /400 mA - 19W /450/500/550/600/700 mA - 20W regolabile Dali 2. Max 15W.	Continuous current power supply of 10-20W, 110/240V - 50/60Hz with power current selected through adjustable 250 mA - 12W /350 mA - 17W /400 mA - 19W /450/500/550/600/700 mA - 20W, Dali 2 switch. Max 15W.		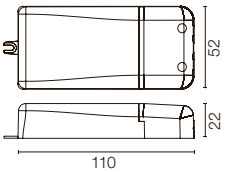	60.9746 110V – max 15W
Fonte di alimentazione a corrente costante 10-20W, 110/240V - 50/60Hz con corrente di alimentazione selezionabile tramite switch 250 mA - 10W / 350 mA - 15W /400 mA - 17W /450 mA - 19W /500/550/600/700 mA - 20W regolabile Dali 1.	Continuous current power supply of 13-20W, 110/240V - 50/60Hz with power current selected through adjustable 250 mA - 13W / 350 mA - 18W /400/450/500/550/600/700/800/900 mA - 20W, 1-10V or push dimming.		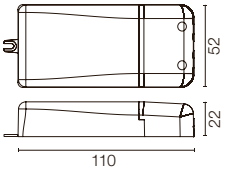	60.9208 110V – max 15W
Fonte di alimentazione a corrente costante 20-40W, 110/240V - 50/60Hz con corrente di alimentazione selezionabile tramite switch 350 mA -18,5W / 400 mA - 21W / 500 mA - 26,5W / 600 mA - 31,5W /650 mA -34,5W /700 mA -37W /750 mA - 39,5W /800/850/900/950/1000/1050/1200 mA - 40W regolabile. Dali 2, 0/1-10V o push dimming, richiede cavi di sincronizzazione non inclusi. In caso di regolazione push, è necessario utilizzare il seguente cavo di sincronizzazione: 60.1665.	Continuous current power supply of 20-40W, 110/240V - 50/60Hz with power current selected through adjustable 350 mA -18,5W / 400 mA - 21W / 500 mA - 26,5W / 600 mA - 31,5W /650 mA -34,5W /700 mA -37W /750 mA - 39,5W /800/850/900/950/1000/1050/1200 mA - 40W switch. Dali 2, 0/1-10V or push dimming, synchronisation cables not included. In the case of push control the following sync cable must be used: 60.1665.		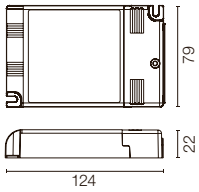	60.9276
Fonte di alimentazione a corrente continua non dimmerabile di 220/240V - 50/60Hz con corrente di alimentazione selezionata tramite interruttore regolabile 300mA - 14.4W / 350mA - 16.8W / 400mA - 19.2W / 450mA - 21.6W / 500mA - 24W / 550mA - 26.4W / 600mA - 31.2W / 650mA - 31.2W / 700mA - 33.6W / 750mA - 36W / 800mA - 38.4W / 850mA - 35.7W / 900mA - 37.8W / 950mA - 39.9W / 1000mA - 42W / 1050mA - 42W.	Non dimmable continuous current power supply of 220/240V - 50/60Hz with power current selected through adjustable with switch. 300mA - 14.4W / 350mA - 16.8W / 400mA - 19.2W / 450mA - 21.6W / 500mA - 24W / 550mA - 26.4W / 600mA - 31.2W / 650mA - 31.2W / 700mA - 33.6W / 750mA - 36W / 800mA - 38.4W / 850mA - 35.7W / 900mA - 37.8W / 950mA - 39.9W / 1000mA - 42W / 1050mA - 42W.		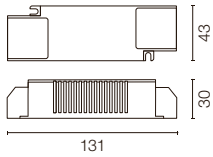	RF27370

Fonte di Alimentazione a Corrente Costante per LED / Constant Current Power Supply for LED

Fonte di alimentazione a corrente costante 6W, 100V / 14W, 240V - 50/60Hz con corrente di alimentazione 500 mA.	Continuous current power supply of 6W, 100V / 14W, 240V - 50/60Hz with 500 mA supply voltage.		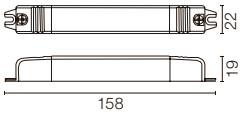	RF26570
Fonte di alimentazione a corrente costante 7,2-24W, 220/240V-50/60Hz con corrente di alimentazione selezionabile tramite switch 150 mA - 7,2W /200 mA - 9,5W /250 mA - 12W /300 mA -14,5W /350 mA -17W/400 mA - 19,5W /450 mA -21,5W /500 mA -24W regolabile. Mains o push dimming. In caso di regolazione push, è necessario utilizzare il seguente cavo di sincronizzazione: 60.1665.	Continuous current power supply of 7,2-24W, 220/240V - 50/60Hz with power current selected through adjustable 150 mA - 7,2W /200 mA - 9,5W /250 mA - 12W /300 mA -14,5W /350 mA -17W/400 mA - 19,5W /450 mA -21,5W /500 mA - 24W switch. Mains or push dimming. In the case of push control the following sync cable must be used: 60.1665.		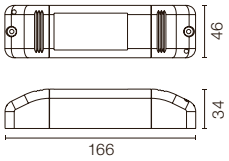	60.9421
Fonte di alimentazione a corrente costante 10W, 110V / 12W, 240V - 50/60Hz con corrente di alimentazione 700 mA.	Continuous current power supply of 10W, 110V / 12W, 240V - 50/60Hz with 700 mA supply voltage.		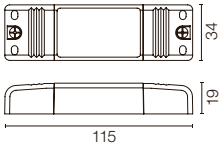	60.8529A
Fonte di alimentazione a corrente costante 32W, 230/240V - 50/60Hz con corrente di alimentazione selezionabile tramite switch 350mA - 17W / 500mA - 24W / 700/ 750 mA - 32W regolabile tramite trailing e leading edge dimming (mains dimming), o push dimming.	Continuous current power supply of 32W, 230/240V - 50/60Hz with power current selected through adjustable 350mA - 17W / 500mA - 24W / 700/ 750 mA - 32W switch by trailing and leading edge dimming (mains dimming), or push dimming.		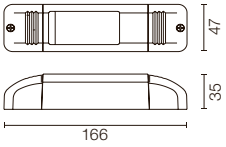	RF21469
Trasformatore elettronico per LED a tensione costante (24V). 8W, 220/240V, 50/60Hz.	Electronic transformer with constant voltage (24V) for LED. 8W, 220/240V, 50/60Hz.		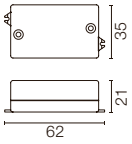	RF23065
Trasformatore elettronico per LED a tensione costante (24V). 8W, 110/240V, 50/60Hz.	Electronic transformer with constant voltage (24V) for LED. 8W, 110/240V, 50/60Hz.		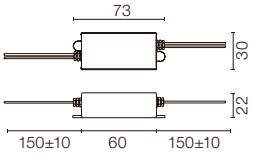	60.9157
Fonte di alimentazione a corrente costante 10W, 100-240V - 50/60Hz con corrente di alimentazione 250 mA non regolabile.	Constant voltage supply source of 10W, 100-240V - 50/60Hz with non adjustable 250 mA supply voltage.		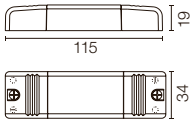	60.9744
Fonte di alimentazione a corrente costante 20W, 220-240V - 50/60Hz con corrente di alimentazione 250 mA regolabile.	Constant voltage supply source of 20W, 220-240V - 50/60Hz with adjustable 250 mA supply voltage.		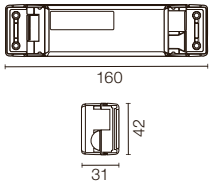	0-10V 60.9405 Dali 60.9601

Fonte di Alimentazione a Corrente Costante per LED / Constant Current Power Supply for LED

Fonte di alimentazione a corrente continua non dimmerabile di 220/240V - 50/60Hz con corrente di alimentazione selezionata tramite interruttore regolabile 200 mA - 8,5W / 300 mA - 13W / 350 mA - 15W / 400 mA - 17,5W / 450 mA - 19,5W / 500 mA - 22W.	Non dimmable continuous current power supply of 220/240V - 50/60Hz with power current selected through adjustable with switch 200 mA - 8,5W / 300 mA - 13W / 350 mA - 15W / 400 mA - 17,5W / 450 mA - 19,5W / 500 mA - 22W.		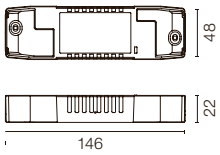	RF31855
Fonte di alimentazione a corrente costante, dimmerabile 0-10V, 220/240V - 50/60Hz, 200mA - 20W.	Continuous current power supply, 0-10V dimmable, 220/240V - 50/60Hz, 200mA - 20W.		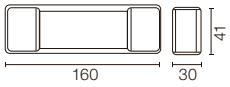	60.9483
Fonte di alimentazione a corrente costante, dimmerabile Dali 2, 220/240V - 50/60Hz, 200mA - 20W.	Continuous current power supply, dimmable Dali 2, 220/240V - 50/60Hz, 200mA - 20W.		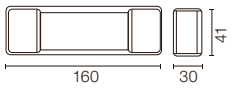	60.9604
Fonte di alimentazione a corrente costante, dimmerabile 0/1-10V, 220/240V - 50/60Hz, 300 mA - 16W / 350 mA - 18W / 400 mA - 21W / 500 mA - 27W / 600 mA - 32W / 650 mA - 35W /700/750/800/900/1000/1050 mA - 36W.	Continuous current power supply, 0/1-10V dimmable, 220/240V - 50/60Hz, 300 mA - 16W / 350 mA - 18W / 400 mA - 21W / 500 mA - 27W / 600 mA - 32W / 650 mA - 35W /700/750/800/900/1000/1050 mA - 36W.		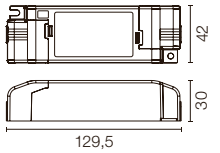	60.9439
Fonte di alimentazione a corrente constante 220/240V - 50/60Hz con corrente di alimentazione selezionabile tramite switch. Regolabile Dali 1, Dali 2, Push. 150mA - 7.8W / 200mA - 10.4W / 250mA - 13W / 300mA - 15.6W / 350mA - 18.2W / 400mA - 20.8W / 500mA - 26W / 600mA - 31.2W / 700mA - 36.4W / 750mA - 39W / 800mA - 41.6W / 850mA - 41.6W / 900mA - 41.4W / 950mA - 41.8W / 1000mA - 42W / 1050mA - 42W.	Continuous current power supply of 220/240V - 50/60Hz with power current selected through adjustable switch. Dali 1, Dali 2, Push dimming. 150mA - 7.8W / 200mA - 10.4W / 250mA - 13W / 300mA - 15.6W / 350mA - 18.2W / 400mA - 20.8W / 500mA - 26W / 600mA - 31.2W / 700mA - 36.4W / 750mA - 39W / 800mA - 41.6W / 850mA - 41.6W / 900mA - 41.4W / 950mA - 41.8W / 1000mA - 42W / 1050mA - 42W.		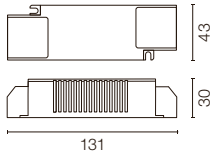	RF30699
Fonte di alimentazione a corrente constante 220/240V - 50/60Hz con corrente di alimentazione selezionabile tramite switch. Regolabile Dali 1, Dali 2, Push. 150mA - 7.8W / 200mA - 10.4W / 250mA - 13W / 300mA - 15.6W / 350mA - 18.2W / 400mA - 20.8W / 450mA - 23.4W / 500mA - 26W / 550mA - 26.1W / 600mA - 26.1W / 650mA - 26W / 700mA - 26.3W.	Continuous current power supply of 220/240V - 50/60Hz with power current selected through adjustable switch. Dali 1, Dali 2, Push dimming. 150mA - 7.8W / 200mA - 10.4W / 250mA - 13W / 300mA - 15.6W / 350mA - 18.2W / 400mA - 20.8W / 450mA - 23.4W / 500mA - 26W / 550mA - 26.1W / 600mA - 26.1W / 650mA - 26W / 700mA - 26.3W.		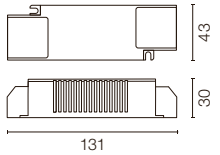	60.7709
Fonte di alimentazione a corrente costante, dimmerabile Casambi, 220/240V - 50/60Hz, 300mA - 16W / 350mA - 18,5W / 400mA - 21,5W / 450 mA - 24W / 500mA - 27W / 600mA - 32W / 650 mA - 35W / 700 mA - 36W /750/800/900/1000/1050/1200 mA - 38W.	Continuous current power supply, dimmable Casambi, 220/240V - 50/60Hz, 300mA - 16W / 350mA - 18,5W / 400mA - 21,5W / 450 mA - 24W / 500mA - 27W / 600mA - 32W / 650 mA - 35W / 700 mA - 36W /750/800/900/1000/1050/1200 mA - 38W.		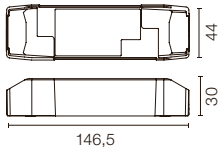	60.9207
Fonte di alimentazione 1-10V, a corrente costante regolabile, trailing & leading edge dimming (mains dimming) 220/240V - 50/60Hz, 500mA - 10W.	Continuous current power supply, 1-10V, regulable trailing & leading edge dimming (mains dimming) 220/240V - 50/60Hz, 500mA - 10W.		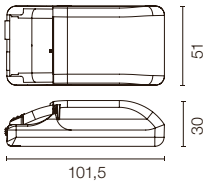	60.9411

Fonte di Alimentazione a Corrente Costante per LED / Constant Current Power Supply for LED

Alimentatore a corrente constante 20W, regolabile mediante trailing & leading edge dimming (mains dimming) in AC, bordi d'attacco e d'uscita, 220/240 V – 50/60Hz a corrente nominale con programmazione dip-switch. Corrente d'uscita: 900mA - 20W / 850mA - 20W / 800mA - 20W / 750mA - 20W / 700mA - 20W / 650mA - 20W / 600mA - 20W / 550mA - 20W / 500mA - 20W / 450mA - 20W / 400mA - 19W / 350mA - 17W / 300mA - 14W / 250mA - 12W	20W Constant current power supply, AC phase-cut adjustable, trailing & leading edge dimming (mains dimming), 220/240V - 50/60Hz, with dip-switch programmable power supply current. Output current: 900mA - 20W / 850mA - 20W / 800mA - 20W / 750mA - 20W / 700mA - 20W / 650mA - 20W / 600mA - 20W / 550mA - 20W / 500mA - 20W / 450mA - 20W / 400mA - 19W / 350mA - 17W / 300mA - 14W / 250mA - 12W		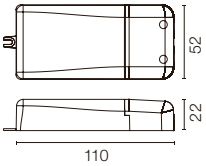	60.9467
Fonte di alimentazione a corrente costante 26W, 220/240V - 50/60Hz con corrente di alimentazione selezionabile tramite switch. Regolabile Casambi. Corrente di uscita: 700mA - 25.9W / 600mA - 25.8W / 500mA - 26W / 350mA - 18.2W / 300mA - 15.6W / 250mA - 13W / 200mA - 10.4W / 150mA - 7.8W.	Continuous current power supply 26W, 220/240V - 50/60Hz with power current selected through adjustable switch. Dimmable Casambi. Exit current: 700mA - 25.9W / 600mA - 25.8W / 500mA - 26W / 350mA - 18.2W / 300mA - 15.6W / 250mA - 13W / 200mA - 10.4W / 150mA - 7.8W.		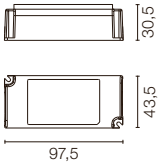	60.9716
Fonte di alimentazione a corrente costante 20W, 220/240V - 50/60Hz con corrente di alimentazione selezionabile tramite NFC. Non dimmerabile. Corrente di uscita (Ta>45ºC).	Continuous current power supply 20W, 220/240V - 50/60Hz with power current selected through adjustable NFC. Non Dimmable. Output current (Ta>45ºC).		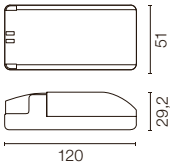	500mA 60.9834.0500 600mA 60.9834.0600 700mA 60.9834.0700 800mA 60.9834.0800 900mA 60.9834.0900 1050mA 60.9834.1050
Fonte di alimentazione a corrente costante 3W, 220-240V - 50/60Hz con corrente di alimentazione 700 mA non regolabile.	Constant current supply source of 3W, 220-240V - 50/60Hz with non adjustable 700 mA supply voltage.		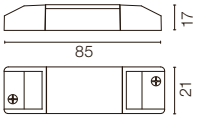	60.9988
Alimentatore a corrente constante a corrente nominale con programmazione NFC. Preimpostato: 900mA, 36W, 220/240 V - 50/60 Hz. Regolazione Dali2.	Constant current power supply with programmable power supply current via NFC. Pre-set: 900mA, 36W, 220/240 V - 50/60 Hz. Dimmable by Dali2.		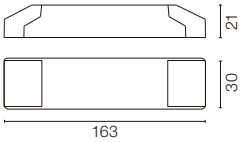	60.9957
Alimentatore a corrente constante a corrente nominale con programmazione NFC. Preimpostato: 900mA, 36W, 220/240 V - 50/60 Hz. Non regolabile.	Constant current power supply with programmable power supply current via NFC. Pre-set: 900mA, 36W, 220/240 V - 50/60 Hz. Non Dimmable.		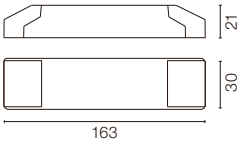	60.9958
Fonte di alimentazione a corrente costante 900mA, 20W, 220-240V - 50/60Hz. Regolazione Casambi.	Constant current supply source of 900mA, 20W, 220-240V - 50/60Hz. Dimmable by Casambi.		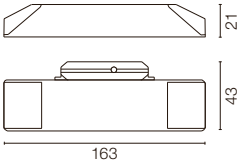	06.1974.00

Fonte di Alimentazione a Corrente Costante per LED / Constant Current Power Supply for LED

Alimentatore a corrente constante 20W, 220/240 V – 50/60Hz a corrente nominale con programmazione NFC. Regolazione Dali2.

20 W, 220/240 V - 50/60 Hz constant current power supply with programmable power supply current via NFC. Dimmable by Dali2.

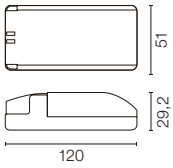

200mA - 8.8W
60.9713.0200
300mA - 13.2W
60.9713.0300
400mA - 17.6W
60.9713.0400
500mA - 20W
60.9713.0500
600mA - 20W
60.9713.0600
700mA - 20W
60.9713.0700
800mA - 20W
60.9713.0800
900mA - 20W
60.9713.0900
1050mA - 20W
60.9713.1050

Fonte di alimentazione a corrente costante 20W, 220/240V - 50/60Hz con corrente di alimentazione selezionabile tramite switch. Regolabile 0-10V/PWM/RX.
Corrente di uscita: 500mA - 21W / 450mA - 19W / 400mA - 17W / 350mA - 15W / 300mA - 12W / 250mA - 10W.

Continuous current power supply 20W, 220/240V - 50/60Hz with power current selected through adjustable switch. Dimmable 0-10V/ PWM/RX.
Output current: 500mA - 21W / 450mA - 19W / 400mA - 17W / 350mA - 15W / 300mA - 12W / 250mA - 10W.

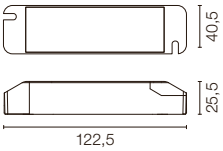

60.9843

Fonte di alimentazione a corrente costante 40W, 220/240V - 50/60Hz con corrente di alimentazione selezionabile tramite switch. Regolabile 0-10V/PWM/RX.
Corrente di uscita: 1050mA - 40W / 1000mA - 40W / 950mA - 40W / 900mA - 37W / 850mA - 35W / 800mA - 33W / 750mA - 31W / 700mA - 29W / 650mA - 29W / 600mA - 25W / 550mA - 23W.

Continuous current power supply 40W, 220/240V - 50/60Hz with power current selected through adjustable switch. Dimmable 0-10V/ PWM/RX.
Output current: 1050mA - 40W / 1000mA - 40W / 950mA - 40W / 900mA - 37W / 850mA - 35W / 800mA - 33W / 750mA - 31W / 700mA - 29W / 650mA - 29W / 600mA - 25W / 550mA - 23W.

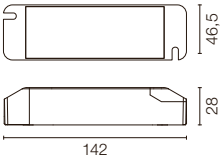

60.9845

Fonte di alimentazione a corrente costante 31W, 100/277V - 50/60Hz con corrente di alimentazione selezionabile tramite switch. Non dimmerabile.
Corrente di uscita: 1050mA - 30/38W (100-110V / 120-277V) / 1000mA - 30/38W (100-110V / 120-277V) / 950mA - 30/38W (100-110V / 120-277V) / 900mA - 30/38W (100-110V / 120-277V) / 850mA - 30/35W (100-110V / 120-277V) / 800mA - 30/33W (100-110V / 120-277V) / 750mA - 30/32W (100-110V / 120-277V) / 700mA - 30/31W (100-110V / 120-277V) / 650mA - 29W / 600mA - 27W / 550mA - 24W / 500mA - 22W / 450mA - 20W / 400mA - 18W / 350mA - 15W / 300mA - 13W.

Continuous current power supply 31W, 100/277V - 50/60Hz with power current selected through adjustable switch. Non Dimmable.
Output current: 1050mA - 30/38W (100-110V / 120-277V) / 1000mA - 30/38W (100-110V / 120-277V) / 950mA - 30/38W (100-110V / 120-277V) / 900mA - 30/38W (100-110V / 120-277V) / 850mA - 30/35W (100-110V / 120-277V) / 800mA - 30/33W (100-110V / 120-277V) / 750mA - 30/32W (100-110V / 120-277V) / 700mA - 30/31W (100-110V / 120-277V) / 650mA - 29W / 600mA - 27W / 550mA - 24W / 500mA - 22W / 450mA - 20W / 400mA - 18W / 350mA - 15W / 300mA - 13W.

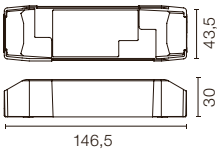

60.9387

Fonte di alimentazione a corrente costante 20W, dimmer 0-10V, 220/240V - 50/60Hz con corrente di alimentazione 900 mA.

Non dimmable continuous current power supply of 20W, dimmable 0-10V, 220/240V - 50/60Hz with power current 900 mA.

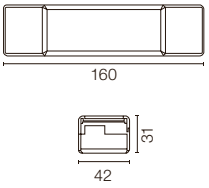

60.9414

Fonte di Alimentazione a Corrente Costante per LED / Constant Current Power Supply for LED

Fonte di alimentazione a corrente costante 20W, dimmer DALI 2, 220/240V - 50/60Hz con corrente di alimentazione 900 mA.	Continuous current power supply of 20W, dimmable DALI 2, 220/240V - 50/60Hz with power current 900 mA.		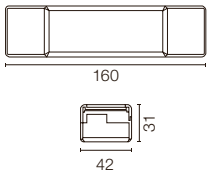	60.9602
Alimentatore a corrente costante 30W, 220-240V - 50/60Hz, a corrente nominale con programmazione dip-switch. Corrente d'uscita: 900mA - 29.7W / 850mA - 29.7W / 800mA - 30.4W / 750mA - 30W / 700mA - 29.4W / 650mA - 27.3W / 600mA - 25.2W / 550mA - 23.1W	30W, 220-240V - 50/60Hz Constant current power supply, with dip-switch programmable power supply current. Output current: 900mA - 29.7W / 850mA - 29.7W / 800mA - 30.4W / 750mA - 30W / 700mA - 29.4W / 650mA - 27.3W / 600mA - 25.2W / 550mA - 23.1W		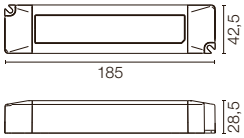	60.9692
Fonte di alimentazione a corrente costante 1-32W, 110*/240V - 50/60Hz con corrente di alimentazione selezionabile tramite switch 250 mA - 12W / 300 mA - 14W / 350 mA - 17W / 400 mA - 19W / 450 mA - 22W / 500 mA - 24W / 550 mA - 26W / 600 mA - 28W / 650 mA - 31W / 700 mA - 32W, regolabile Dali 2. *Max. 15W	Continuous current power supply of 1-32W, 110*/240V - 50/60Hz with power current selected through adjustable 250 mA - 12W / 300 mA - 14W / 350 mA - 17W / 400 mA - 19W / 450 mA - 22W / 500 mA - 24W / 550 mA - 26W / 600 mA - 28W / 650 mA - 31W / 700 mA - 32W, Dali 2 switch. *110V = Max. 15W		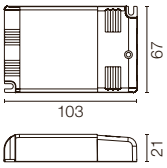	60.8711A
Fonte di alimentazione a corrente continua non dimmerabile di 220/240V - 50/60Hz con corrente di alimentazione selezionata tramite interruttore regolabile 350mA - 7.35W / 400mA - 8.4W / 450mA - 9.45W / 500mA - 10.5W	Non dimmable continuous current power supply of 220/240V - 50/60Hz with power current selected through adjustable with switch 350mA - 7.35W / 400mA - 8.4W / 450mA - 9.45W / 500mA - 10.5W		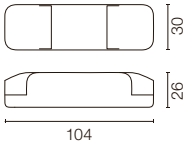	60.9768
Fonte di alimentazione a corrente costante 100/240V - 50/60Hz con corrente di alimentazione selezionabile tramite switch 350mA - 15W / 500mA - 21W / 600mA - 26W / 700mA - 30W regolabile Dali 1, Dali 2	Continuous current power supply of 100/240V - 50/60Hz with power current selected through adjustable 350mA - 15W / 500mA - 21W / 600mA - 26W / 700mA - 30W switch. Dali 1, Dali 2 dimming		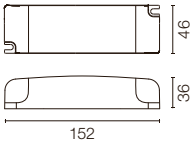	60.9826
Alimentatore a corrente constante 10W, regolabile mediante trailing & leading edge dimming (mains dimming) in AC, bordi d'attacco e d'uscita, 220/240 V – 50/60Hz a corrente nominale di 700mA.	10W Constant current power supply, AC phase-cut adjustable, trailing and leading edge dimming (mains dimming), 220/240V - 50/60Hz, with 700mA power supply current.		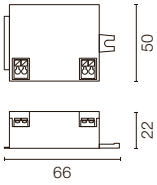	60.9379
Alimentatore a corrente constante 12W, regolabile mediante trailing & leading edge dimming (mains dimming) in AC, bordi d'attacco e d'uscita, 220/240 V – 50/60Hz a corrente nominale di 250mA.	12W Constant current power supply, AC phase-cut adjustable, trailing and leading edge dimming (mains dimming), 220/240V - 50/60Hz, with 250mA power supply current.		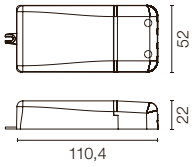	60.9408
Fonte di alimentazione a corrente costante 220/240V - 50/60Hz con corrente di alimentazione selezionabile tramite switch. 200mA - 8W / 250mA - 10W / 300mA - 12W / 350mA - 14W regolabile tramite trailing e leading edge dimming (mains dimming).	Continuous current power supply of 220/240V - 50/60Hz with power current selected through adjustable switch. 200mA - 8W / 250mA - 10W / 300mA - 12W / 350mA - 14W regulable trailing & leading edge dimming (mains dimming).		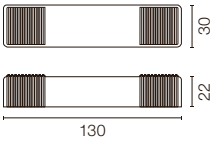	60.9949

Fonte di Alimentazione a Tensione Costante per LED / Constant Voltage Power Source for LED

Alimentatore LED per installazione remota in quadro elettrico 24V/240W. 100/240V.	LED power supply source for remote installation in 24V/240W electric control panel. 100/240V.		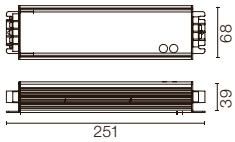	60.8268
Trasformatore elettronico per LED a tensione costante (24V). 100/240V.	Electronic transformer with constant voltage (24V) for LED. 100/240V.		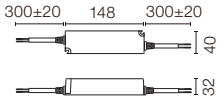	25W 60.8703
			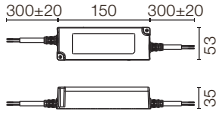	60W 60.9089
			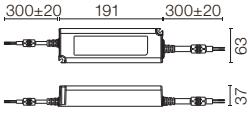	120W RF28688
Fonte di alimentazione remota. Regolabile mediante protocollo 0-1/10V. 24V. Intervallo di dimmerazione 0-100%. Carico minimo 20W	Remote power supply. Dimmable through 0-1/10V. protocol. 24V. Dimming range 10-100%. Minimum load 20W		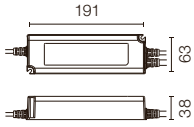	120W - DIM 0-1/10V 60.9681
Fonte di alimentazione remota. Regolabile mediante protocollo. 24V. Casambi. Intervallo di dimmerazione 10-100%. Carico minimo 20W	Remote power supply. Dimmable through Casambi protocol. 24V. Dimming range 10-100%. Minimum load 20W		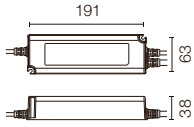	Casambi 120W - 110/240V 60.9683
Fonte di alimentazione remota. Regolabile mediante protocollo DALI2. 24V. Intervallo di dimmerazione 10-100%. Carico minimo 20W	Remote power supply. Dimmable through DALI protocol. 24V. Dimming range 10-100%. Minimum load 20W		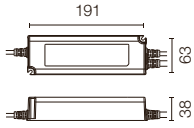	DALI 120W - 110/240V 60.9880
Trasformatore elettronico per LED a tensione costante (24V). 60W. 100/240V. Per uso indipendente.	Electronic transformer with constant voltage (24V) for LED. 60W. 100/240V. For independent use.		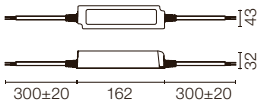	60.8515
Alimentatore LED per installazione remota in quadro elettrico 24V/200W.	LED power supply source for remote installation in 24V/200W electric control panel.		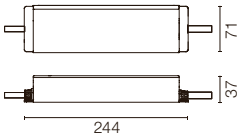	RF28143
Alimentatore a tensione costante 24V - 60W, 220-240W- 50/60Hz.	Power supply source with constant voltage 24V - 60W, 220-240W- 50/60Hz.		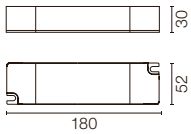	60.9515
Alimentatore a tensione costante 24V - 120W, 220-240W- 50/60Hz.	Power supply source with constant voltage 24V - 120W, 220-240W- 50/60Hz.		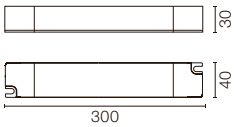	60.9516

Fonte di Alimentazione a Tensione Costante per LED / Constant Voltage Power Source for LED

Alimentatore a tensione costante 24V - 120W, 220-240W- 50/60Hz.	Power supply source with constant voltage 24V - 120W, 220-240W- 50/60Hz.		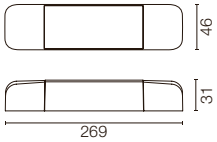	120W - 220/240V 60.9777A
Alimentatore a tensione costante 24V - 60W, 220-240W- 50/60Hz.	Power supply source with constant voltage 24V - 60W, 220-240W- 50/60Hz.		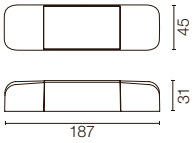	60.9705
Alimentatore a tensione costante 24V - 60W, 220-240W- 50/60Hz.	Power supply source with constant voltage 24V - 60W, 220-240W- 50/60Hz.		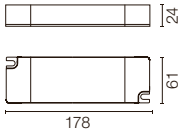	Mains Dimming 60.9881

Trasformatori Elettronici 12V / 12V Electronic Transformer

Trasformatore elettronico 12V. 230/240V, 50-225W.

12V electronic transformer. 230/240V, 50-225W.

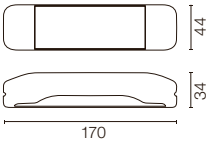

60.8364

Verificare la compatibilità con le lampade LED Retrofit / Please check compatibility with Retrofit LED lamps.

Trasformatori Convenzionali 12V / 12V Conventional Transformer

Trasformatore ferromagnetico 12V. 230V, 50/60Hz. IP67. Cavo primario: 75 cm, cavo secondario: 145 cm.

12V conventional transformer. 230V - 50/60Hz. IP67. Primary wire: 75 cm, secondary wire: 145 cm.

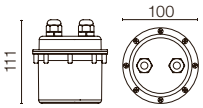

50W
60.8311

Mains Dimming – Disclaimer

Si consiglia l'uso di un dimmer compatibile con l'alimentatori dimmerabili (a fase ascendente/a fase discendente).
È responsabilità del cliente controllare la compatibilità del dimmer con l'apparecchio Flos.
I dimmer non compatibili con l'illuminazione LED possono danneggiare l'apparecchio d'illuminazione, il driver e/o il dimmer. Per questo se ne sconsiglia l'uso, declinando tutte le responsabilità in caso contrario.
Esistono differenti gradi d'intensità luminosa a seconda del modello, del numero degli apparecchi d'illuminazione che sono stati collegati a un solo dimmer, del driver e del dimmer utilizzato.
La potenza massima installata su un solo dimmer non deve superare l'80 % della potenza nominale del dimmer utilizzato.

A dimmer compatible with mains dimming (leading/trailing edge) must be used.
Customer needs to check the compatibility between the dimmer used and the Flos luminaire.
Using dimmers that are not suitable for LED lighting can damage the luminaire, the driver and/or the dimmer. Therefore, their use is discouraged and any liability thereof is disclaimed.
The dimming range may vary depending on the model and the number of luminaires installed per dimmer, the driver and the dimmer used.
The maximum power installed per dimmer must not exceed 80% of the nominal power of the dimmer used.

Controllo
Maggiore Controllo Ottico

Il modulo LED Array dispone di una superficie ad alta densità luminosa che consente, tramite riflettori, di controllare la luce in modo molto efficace. È possibile ottenere una grande varietà di angoli di apertura, ed è quindi adatto a qualunque tipo di applicazione.

Control
Greater Optical Control

The LED Array module has a high-density light surface that allows the light to be effectively controlled through reflectors. A wide variety of opening angles can be obtained, thereby catering for any application.

Senza Pixelazione
Luce Bianca senza Pixelazione

Il LED Array, grazie alla sua configurazione, da un bianco uniforme, senza variazione di colore. Inoltre, per tutta la sua durata, il modulo garantisce un eccezionale mantenimento del flusso luminoso e della temperatura del colore.

No Pixellation
White Light without Pixellation

Due to its configuration, the LED Array achieves a uniform standard of whites with no change in colour. In addition, during the useful life of the module, an exceptional maintenance of the luminous flow and colour temperature is obtained.

Riduzione dei Costi
Riduzione dei Costi Operativi

Con questa soluzione LED, si ottiene una notevole riduzione dei costi di manutenzione, grazie alla lunga durata con un flusso luminoso minimo del 70%. L'energia consumata si riduce fino al 75% rispetto alle fonti di illuminazione tradizionali.

Cost Reduction
Reduction in Operating Costs

With this LED solution, there is a drastic reduction in maintenance costs due to its long useful life with a minimum luminous flow of 70 %. The energy consumed is reduced by 75 % compared to traditional lighting sources.

Applicazione in Campo "Retail"
Fonte Luminosa per Applicazione in Campo "Retail"

Il flusso luminoso non contiene raggi IR o UV, i quali danneggiano i tessuti o provocano un prematuro deterioramento dei generi alimentari. L'eliminazione del calore nel fascio luminoso si traduce in una riduzione dei costi per aria condizionata.

Retail Application
Light Source for Retail Application

The luminous flow contains no IR or UV radiation, which cause damage to clothing or the premature spoiling of food. The elimination of heat in the light beam is transformed into a reduction in air conditioning costs.

Riflettori
Resa Luminosa

Il modulo LED Array non è una sorgente puntiforme. La luce è emessa tramite l'area della resina della matrice LED. Questa struttura influisce quando si fanno calcoli iluminotecnici e sul controllo dell'angolo di apertura del LED. Per questo motivo, il corretto controllo luminoso si ottiene tramite riflettori.
Questi riflettori si possono realizzare in termoplastica metallizzata, in quanto non vi sono esigenze termiche legate alla sorgente luminosa. Potendosi realizzare con termoplastica, il design offre una maggiore flessibilità ed è possibile ottimizzare la superficie riflettente con forme non fattibili con i riflettori tradizionali in alluminio, con una resa del 90%.
È possibile ottenere angoli di apertura da 20° fino a circa 60°.

Reflectors
Light Performance

The LED module is not a point source. The light is emitted through the LEDS matrix resin area. This construction has an influence when making light calculations and controlling the LED opening angle. As a result, the best way to perform this light control is using reflectors.
These reflectors may be made of metallic thermoplastic material since there is no thermal demand on the light source. As they can be made of thermoplastic, there is greater flexibility in their design and the reflecting surface can be optimised with non-viable forms with traditional aluminium reflectors, with a performance of 90 %.
Opening angles of between approximately 20° and 60° can be obtained.

Fascio di Luce
Fascio di Luce Stretto

Essendo la sorgente luminosa è puntiforme il controllo ottico deve essere realizzato mediante lenti. Tale controllo ottico consente la riduzione del fascio di luce fino ad angoli molto chiusi. Per questo, in applicazioni in cui è necessaria una grande densità di luce, questa è la sorgente luminosa più adeguata.

Light Beam
Closed Light Beam

Due to the fact that the light comes from a point source, optical control must be carried out using lenses. This optical control allows for the reduction of the light beam to very closed angles. For this reason, this is the most appropriate light source in applications which require a high light density.

Design
Libertà di Design

I power LED si montano su schede elettroniche. Queste si possono progettare secondo un'infinità di dimensioni e forme: il design completo della sorgente luminosa (scheda elettronica + LED + lenti) è caratterizzato da un'estrema flessibilità e libertà. Tale flessibilità lo distingue dalle fonti luminose tradizionali.

Design
Freedom of Design

The power LEDs are mounted on electronic board. These electronic boards can be designed in many different sizes and shapes, so that the complete light source design (electronic board + LED + Lenses) is extremely flexible and has great freedom. This flexibility makes it different from traditional light sources.

Colore
Ampia Gamma di Temperature di Colore

I power LED sono discreti e si possono scegliere in un'ampia varietà di temperature di colore. Si stabiliscono dei "bin" (intervalli dello spettro cromatico) in cui si garantisce che i LED dispongano di una variazione cromatica minima rispetto alla temperatura di colore selezionata.

Colour
Wide Range of Colour Temperatures

The power LEDs are discreet, and can be selected in a wide range of colour temperatures. Bins are established (chromatic spectrum ranges) in which it is guaranteed that the LEDs have a minimum chromatic change with respect to the colour temperature selected.

Fascio di Luce
Luce Diffusa

Grazie alla loro forma geometrica, sono eccellenti per applicazioni in cui non vi sono requisiti di luce diretta, come nel caso di luce indiretta o dispositivi di illuminazione con diffusore incorporato.

Light Beam
Diffuse Light

Given their geometry, they are excellent for applications that have no directed light requirements, such as indirect light or luminaires.

Alimentazione
Tensione 24V

Con le loro dimensioni compatte e la loro alimentazione semplice, i “Top LED” offrono molteplici soluzioni differenti al momento di progettare un circuito stampato. La facile alimentazione tramite fonti di tensione costante a 12/24 V, con possibili montaggi e connessioni in parallelo, unitamente alla possibilità di creare design raggruppati e irregolari, li rendono i candidati perfetti quando è necessario progettare una fonte luminosa lontana dai canoni stabiliti dalle fonti di luce tradizionali.

Power Supply
Voltage 24V

Given their compact dimensions and simple power supply, the “Top LED” offer dozens of different solutions for designing a printed circuit. Their easy power supply using constant 12/24V voltage supplies with possible assemblies and connections in parallel, together with the possibility of creating grouped and irregular designs, make them the perfect candidate when a light source far from the conventions set my traditional light sources is necessary.

Colore
Ampia Gamma di Temperature di Colore

I “Top LED” , come i “Power LED”, sono disponibili in una vasta gamma di temperature di colore distribuite lungo lo spettro cromatico. La scelta stabilita verrà definita dal relativo bin, garantendone l’omogeneità all’interno di esso.

Colour
Wide Range of Colour Temperatures

The “Top LED” like the “Power LED” are available in a large range of colour temperatures distributed throughout the entire chromatic spectrum. The selection made will be defined by its bin guaranteeing its homogeneity in it.

Grado di Protezione
Degree of Protection

IP 20	Indice di protezione contro la penetrazione di corpi solidi e di liquidi.	Protection degree offered by the fixture to the ingress of solids and liquids.
IP **2**0 1a cifra: protezione contro la penetrazione dei corpi solidi. 1st figure: protection against penetration by solid bodies.	0 Nessuna protezione. 1 Protezione contro i corpi solidi di dimensioni superiori a 50 mm. 2 Protezione contro i corpi solidi di dimensioni superiori a 12 mm. 3 Protezione contro i corpi solidi di dimensioni superiori a 2,5 mm. 4 Protezione contro i corpi solidi di dimensioni superiori a 1 mm. 5 Protezione contro la polvere. 6 Totalmente protetto contro la polvere.	0 No protection. 1 Protected against solid bodies over 50 mm in diameter. 2 Protected against solid bodies over 12 mm in diameter. 3 Protected against solid bodies over 2,5 mm in diameter. 4 Protected against solid bodies over 1 mm in diameter. 5 Protected against dust. 6 Fully protected against dust.
IP 2**0** 2a cifra: protezione contro l'infiltrazione di acqua. 2nd figure: protection against penetration by water.	0 Nessuna protezione. 1 Protezione contro la caduta in verticale di gocce d'acqua. 2 Protezione contro la caduta in verticale di gocce d'acqua con angolo di inclinazione max di 15°. 3 Protezione contro la caduta in verticale di gocce d'acqua con angolo di inclinazione max di 60°. 4 Protezione contro gli spruzzi d'acqua. 5 Protezione contro i getti d'acqua. 6 Protezione contro le ondate d'acqua. 7 Protezione contro l'immersione. 8 Protezione contro l'immersione prolungata.	0 No protection. 1 Protected against drops of water falting vertically. 2 Protected against drops of water at a max. inclination of 15 degrees. 3 Protected against drops of water at a max. inclination of 60 degrees. 4 Protected against splashed of water. 5 Protected against jets of water. 6 Protected against waves. 7 Protected against immersión. 8 Protected against long term immersión.

Simbologia
Pictography

F	Apparecchio idoneo per essere installato su superfci normalmente infiammabili.	Luminaire with builtin power packs or transformers, suitable for mounting directy onto normally inflammable surfaces.
	Ballast convenzionale.	Conventional Ballast.
GWT 850°	Supera la prova del Filo Incandescente (Glow Wire Test) a 850ºC conforme alla norma IEC 60695-2-10.	Passes Glow Wire Test at 850ºC according to standard IEC 60695-2-10.
	Apparecchi di illuminazione progettati esclusivamente per l'uso di lampade alogene al tungsteno o lampade di alogenuri metallici con paralume protettivo proprio.	Luminaires designed to exclusively use wolfram halogen lamps or metal halide lamps with own protection screen.

Classi di Isolamento delle Lampade
Luminaires Classification

Class I

Lampada la cui protezione contro la scarica elettrica non si basa solo sull'isolamento di base dell'apparecchio, ma su un ulteriore sistema di sicurezza che consiste nel collegamento dei componenti conduttivi accessibili a un conduttore di sicurezza (messa a terra) facente parte dellimpianto elettrico fisso.

Luminaire in which protection against electrical shocks is not just based on the basic insulation but also on an additional safety precautions consisting of connecting the accesible conductive parts to a safety conductor (earth).

Class II

Lampada la cui protezione contro la scarica elettrica non si basa solo sull'isolamento di base dell'apparecchio, ma su un ulteriore misura di sicurezza che consiste in un doppio isolamento rinforzato senza dispositivi per la messa a terra.

Luminaire in which protection against electrical shocks is not just based on the basic insulation but also on an additional safety precautions consisting of double reinforced insulation without conductive parts to a safety conductor (earth).

Class III

Lampada la cui protezione contro la scarica elettrica si basa su un sistema a bassissima tensione, che non viene mai superata. Una lampada di Classe III non deve mai essere fornita con la messa a terra.

Luminaire in which protection against electrical shocks is based on the very low safety supply voltage and no voltages are produced higher than this. A Class III luminaire must never be provided with earthing.

Omologazioni
Homologations

Tutte le lampade prodotte e presentate in questo programma sono state realizzate in conformità con la Norma Europea EN 60 598 e sono pertanto conformi ai requisiti definiti nella Direttiva CEE 73/23 (Direttiva di Bassa Tensione).
La loro realizzazione garantisce anche la conformità alla Direttiva 89/336 per quanto concerne la Compatibilità Elettromagnetica. Tutti i prodotti rientranti nel campo di applicazione delle suddette Direttive riportano la marcatura CE, che ne attesta la conformità ai relativi requisiti.

All lamps manufactured and illustrated in this catalog comply with European Standard EN 60 598 and consequently meet the requirements set forth in Directive 73/23 EEC (Low Voltage Directive). They also comply with Directive 89/336 covering electromagnetic compatibility. All products falling under the scope of the above-mentioned Directives bear the CE mark as proof of their compliance with the respective requirements.

La presenza del marchio ENEC sul prodotto conferma l'adempimento della Normativa Europea e garantisce l'affidabilità del sistema organizzativo e produttivo responsabile della fabbricazione del prodotto, attraverso un ente di certificazione accreditato.
Il marchio ENEC conferma il nostro impegno ed è la migliore garanzia in tema di sicurezza e qualità di tutti i nostri prodotti.

The ENEC mark on the product stands for the compliance of European Standard as well as a trustworthy organisation and product system and is guaranteed by an accredited certification body.
This agreed mark stands for our engagement and represents the best guarantee in security and quality matter of our products.

L'associazione spagnola per la normazione e la certificazione, AENOR, certifica che il Sistema di Gestione Integrato Qualità e Ambiente adottato da Antares Iluminación S.A. È conforme ai requisiti delle norme europee EN ISO 9001:2015 Sistema di gestione della qualità e EN ISO 14001:2015 Sistema di gestione ambientale.

The Spanish association for standardization and certification, AENOR, certifies that the Integrated Quality and Environmental Management System adopted by Antares Iluminación S.A. It complies with the requirements of the European Standards EN ISO 9001:2015 Quality Management System and EN ISO 14001:2015 Environmental Management System.

L'Organismo di Certificazione QCERT S.A.S. studia la conformità dei nostri prodotti per la commercializzazione in Colombia, in base alla normativa nazionale ed internazionale vigente.
Questo certificato di prodotto permette a produttori e distributori di espandere il loro mercato ed ottenere un vantaggio competitivo che andrà oltre le frontiere del mercato locale, potenziando il commercio a livello internazionale.

The QCERT S.A.S. Certification Body evaluates the conformity of our products to enable their placement on the Colombian market while taking into account the current national and international regulations.
This product certification allows manufacturers and marketers to expand their markets and gain a competitive advantage that can transcend the boundaries of the local market while enhancing international trade.

Creata da IECEE, sistema di certificazione CB basato sulle Norme Internazionali IEC, riconosciuto in Arabia Saudita, Argentina, Australia, Austria, Bahrein, Belgio, Bielorussia, Brasile, Bulgaria, Canada, Cina, Colombia, Croazia, Danimarca, Emirati Arabi Uniti, Finlandia, Francia, Germania, Giappone, Grecia, India, Indonesia, Irlanda, Israele, Italia, Kenia, Libia, Malesia, Messico, Norvegia, Nuova Zelanda, Paesi Bassi, Pakistan, Polonia, Portogallo, Regno Unito, Repubblica Ceca, Repubblica di Corea, Romania, Russia, Serbia, Singapore, Slovacchia, Slovenia, Spagna, Stati Uniti, Sudafrica, Svezia, Svizzera, Thailandia, Turchia, Ucraina, Ungheria e Uruguay.

Created by IECEE, the CB certification system based on the IEC International Standards is recognized in Saudi Arabia, Argentina, Australia, Austria, Bahrain, Belgium, Belarus, Brazil, Bulgaria, Canada, China, Colombia, Croatia, Denmark, United Arab Emirates , Finland, France, Germany, Japan, Greece, India, Indonesia, Ireland, Israel, Italy, Kenya, Libya, Malaysia, Mexico, Norway, New Zealand, Netherlands, Pakistan, Poland, Portugal, United Kingdom, Czech Republic, Republic of Korea, Romania, Russia, Serbia, Singapore, Slovakia, Slovenia, Spain, United States, South Africa, Sweden, Switzerland, Thailand, Turkey, Ukraine, Hungary and Uruguay.

Dati Fotometrici
Photometric Data

Con il passare del tempo, è aumentato il numero di input visivi ai quali l'uomo è esposto. Attualmente, sembra che circa il 75% delle informazioni elaborate dall'uomo per rapportarsi al proprio ambiente siano ricevute attraverso gli occhi, che funzionano in modo simile ad una macchina fotografica, utilizzando la luce emessa o riflessa dagli oggetti presenti in un determinato ambiente. Ciò significa che le informazioni elaborate dal cervello dipendono fortemente dai livelli, dal tipo di luce, e dal modo con cui tale ambiente viene illuminato.
Con la documentazione fotometrica redatta (in particolare tramite il programma di calcolo) intendiamo fornire ai progettisti illuminotecnici il materiale necessario per la realizzazione dei progetti di illuminazione rispondenti all'attuale normativa EN 12464-1 in termini di adeguata distribuzione della luce, comfort visivo, massima efficienza luminosa e quindi consumo energetico ridotto al minimo possibile. Per sfruttare al massimo le possibilità del programma di calcolo, è essenziale disporre di tutte le informazioni necessarie sui prodotti da utilizzare.

With the passing of time, we have been exposed to a rising number of visual impacts. It is currently estimated that about 75% of the information we processe when relating to our surroundings is received through our eyes, which work very much like a camera, through the light that is emitted or reflected from objects in a given environment. This means that the information processed by the brain is heavily reliant on the level and type of light, and how this environment is illuminated.
The photometric documentation that has been prepared (especially through the calculation program) aims to provide lighting designers with the material they need to develop lighting projects that comply with the EN 12464-1 standard now in force, in terms of sufficient light distribution, visual comfort, maximum lighting efficiency and consequently, the lowest possible energy consumption. In order to make the most of the calculation program, it is essential to have all the necessary information on the products to be used.

Norma EN 12464-1

Specifica i requisiti illuminotecnici per soddisfare le esigenze delle prestazioni visive nei diversi ambienti in interni, ed in particolare nei posti di lavoro, anche muniti di videoterminali, prescrivendo i valori degli illuminamenti medi Em, dell'indice di resa cromatica Ra, del comfort visivo UGR.
Indice unificato di abbagliamento UGR (Unified Glare Rating)
Definisce la classe di abbagliamento molesto causato dall'impianto di illuminazione in un interno, tenendo conto della tipologia degli apparecchi, delle caratteristiche di riflessione e dimensionali dei locali, della posizione degli osservatori.
Ad esempio per postazioni CAD le norme EN 12464-1 prescrivono Em = 500 lx, Ra= 80, UGR<=19.

EN 12464-1 Standard

Sets the technical lighting requirements that satisfy the needs of indoor visual performance, especially in workplaces, even when visual display terminals are used, by prescribing the average illuminance values Em, color rendering Ra, visual comfort UGR.
UGR (Unified Glare Rating)
Classifies the discomfort glare caused by an indoor lighting system, taking into account the kind of luminaires, the reflecting features and size of the rooms, the position of the observers.
For example, for CAD workstations, EN 12464-1 standards set Em = 500 lx, Ra= 80, UGR<=19.

Rappresentazione Grafica delle Caratteristiche di Emissione Luminosa

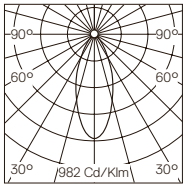

La distribuzione delle intensità luminose emesse da un apparecchio viene rappresentata con un diagramma polare relativo ad uno o più piani C che sezionano l'apparecchio passando per il suo baricentro luminoso. I piani e le intensità sono definiti da un sistema di coordinate sferiche (C, γ, I). Le curve congiungenti gli estremi dei vettori intensità su un piano C si chiamano curve fotometriche o indicatrici di emissione.
Il numero dei piani sezione C è prescritto dalle raccomandazioni CIE, e richiamato nella Norma Europea relativa ai rilievi fotometrici e presentazione dei dati (CEN 13 032-1).
Per apparecchi che presentano emissioni rotosimmetriche l'emissione luminosa viene data da un'unica curva. In tutti gli altri casi la rappresentazione grafica viene data almeno dai piani trasversale (C0-180) e longitudinale (C90-270).
Per apparecchi che possono montare lampade geometricamente uguali ma con flussi luminosi differenti, generalmente si accetta che il diagramma polare delle intensità venga rappresentato per un flusso luminoso ideale di 1.000 lumen e quindi espresso in cd/klm.
Per fonti luminose con ottica incorporata i valori dell'intensità luminosa massima forniti in questo catalogo sono assoluti (cd) e non si riferiscono ad un flusso normalizzato di 1.000 lm, mentre nelle altre fonti gli stessi valori corrispondono ad un flusso ideale di 1.000 lm (cd/klm).
Per prodotti LED che incorporano elettronica di controllo e dissipatore di calore, e che possono essere alimentati sia a tensione di rete che con alimentatore DC, includendo apparecchi di illuminazione LED completi muniti di moduli LED non sostituibili, il metodo di prova LM-79 utilizza la fotometria assoluta per misurare direttamente il flusso luminoso totale per una configurazione particolare.
La distribuzione reale della luce e l'intensità luminosa si misurano direttamente dall'apparecchio di illuminazione completo.

Diagram of the Characteristics of Light Output

Luminous intensity distribution is presented in the form of a polar plot of one or more C planes that cross-section the luminaire, passing though its light center of gravity. The planes and the intensity are shown by means of a system of spherical coordinates (C, γ, I). The curves that join the ends of the intensity vectors on a C plane are called photometric curves or output indicators.
The number of C-section planes is prescribed by CIE recommendations, and is referred to in the European Standards on photometric measurements and data presentation (CEN 13 032-1).
For revolving or symmetrical luminaires, light output is shown as a single curve. In all the other cases, the diagram shows the horizontal (C0-180) and longitudinal (C90-270) planes at least.
For luminaires that can be fitted with light sources that are geometrically the same but with different luminous fluxes, it is generally accepted that the polar plot shows an ideal luminous flux of 1,000 lumen and is therefore expressed in cd/klm.
For light sources that include reflectors, the maximum luminous intensity values provided in this catalogue are absolute (cd) and do not refer to a standard 1,000 lm flux. For other sources, the same values correspond to an ideal 1,000 lm (cd/klm) flux.
For LED-based products incorporating control electronics and heat sinks, products requiring only line voltage or DC power supply, including complete LED luminaires with no replaceable integrated LED sources, the LM-79 test method uses absolute photometry to directly measure total lumen output for a particular configuration.
The real distribution of light and light intensity are measured directly for the complete luminaire.

E(lx/Klm)	D(m)
h(m)	11°
1 4918	0.20
2 1229	0.40
3 546	0.60
4 307	0.80
5 197	0.99

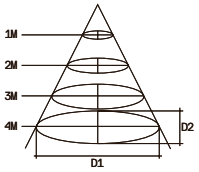

Illuminamento (rappresentato con il Simbolo E)

L'illuminamento medio espresso in lux (lx) su una superficie è il quoziente tra il flusso luminoso, espresso in lumen (lm) che investe la superficie e la misura (m^2) della superficie stessa. A seconda delle esigenze si possono calcolare illuminamenti orizzontali (per es. sulla scrivania: per leggere), verticali (illuminazione di un campo sportivo: per riconoscere gli atleti), semicilindrici (arredo urbano: per identificare chi ci viene incontro).
In qualche caso, per es. nell'impiego di faretti o di lampade con riflettore incorporato, la rappresentazione delle prestazioni viene semplificata mediante tabelle dette "coni di luce" che riportano sia i valori degli illuminamenti medi e massimi, sia i diametri della macchia luminosa in relazione alle distanze dal piano rispetto all'apparecchio. L'angolo al vertice del cono di luce è l'apertura del fascio dell'apparecchio, ossia l'angolo descritto dal vettore intensità quando il suo modulo sia maggiore della metà dell'intensità massima. L'illuminamento viene espresso in lux per ogni 1.000 lm (lx/klm). Per fonti luminose con ottica incorporata, i valori degli illuminamenti medi e massimi sono assoluti, mentre per le altre fonti, essi corrispondono a un flusso ideale di 1.000 lm.

Illuminance (shown as E)

The average illuminance expressed in lux (lx) on a surface is the quotient resulting from the luminous flux, expressed in lumen (lm), on the surface and the dimension (m^2) of the surface itself. Depending on the need, the illuminance value can be horizontal (e.g. on a desk: for reading), vertical (illumination of a sports fields: to see the players), semi-cylindrical (urban fittings: to see who is coming towards us).
In some cases, for example when using spotlights or lamps with a reflector, the performance features are simply shown by means of tables called "light cones" showing both the average and maximum illuminance values, as well as the diameter of the luminous spot, in relation to the distance of the plane from the luminaire. The vertex angle of the light cone is the luminaire's beam, that is, the angle formed by the intensity vector when its module is greater than half of the maximum intensity.
Illuminance is expressed in lux per 1,000 lm (lx/klm). For light sources that include reflectors, the average and maximum illuminance values are absolute. For other sources, they correspond to an ideal 1,000 lm flux.

Isolux

Su una superficie, i risultati fotometrici di un impianto di illuminazione possono essere graficamente rappresentati mediante "isolux" ossia linee che collegano i punti con il medesimo illuminamento. Le isolux consentono di valutare in modo rapido, anche se approssimato il valore medio e l'uniformità dell'illuminamento.

Isolux

The photometric results of a lighting installation can be shown on a surface using an "Isolux", that is, lines connecting the points with the same illuminance. Isolux diagrams are used to quickly determine, albeit in an approximate manner, the average value and uniformity of the illuminance.

CIE 62/98/100/100/74
DIN A5O
UTE 0.47C+0.00T
CIBSE TM5 BZ3/2/BZ2

Classificazione Fotometrica degli Apparecchi

Considerando la caratterizzazione della distribuzione del flusso luminoso e secondo diverse relazioni fra il flusso emesso da una lampada nell'emisfero superiore e inferiore, nonché il rapporto fra i diversi rendimenti, è possibile caratterizzare un apparecchio in conformità a differenti raccomandazioni e standard: CIE, DIN 5040, UTE, e CIBSE LG3.

Photometric classification of luminaires

Using the classification of luminous flux distribution and using the various ratios between the flux emitted by a luminaire in the upper and lower hemispheres, as well as the ratio of their different yields, a luminaire can be classified on the basis of different recommendations and standards: CIE, DIN 5040, UTE, and CIBSE LG3.

CIE

Rappresentazione della distribuzione del flusso emesso dall'apparecchio all'interno di coni con angoli di apertura definiti; l'ultimo numero della serie fornisce il rendimento totale dell'apparecchio.
Gli apparecchi illuminanti vengono classificati in base a cinque numeri (codici CIE)
$N_1=F_1/F_4$ $N_2=F_2/F_4$ $N_3=F_3/F_4$ $N_4=F_4/F_5$ $N_5=F_5/F$= rendimento
Dove:
F_1 è il flusso emesso nel cono di angolo solido $\pi/2$, angolo al vertice 83°
F_2 è il flusso emesso nel cono di angolo solido π, angolo al vertice 120°
F_3 è il flusso emesso nel cono di angolo solido $3\pi/2$, angolo al vertice 151°
F_4 è il flusso emesso nel cono di angolo solido 2π, angolo al vertice 180°
F_5 è il flusso emesso nel cono di angolo solido 4π, angolo al vertice 360°
F è il flusso installato.

CIE

Diagram of flux distribution by a luminaire inside cones with specific angles; the last number of the series provides the total output ratio of the luminaire. Illuminating luminaires are classified on the basis of five numbers (CIE codes)
$N_1=F_1/F_4$ $N_2=F_2/F_4$ $N_3=F_3/F_4$ $N_4=F_4/F_5$ $N_5=F_5/F$= yield
Where:
F_1 is the flux emitted in the solid angle cone $\pi/2$, vertex angle 83°
F_2 is the flux emitted in the solid angle cone π, vertex angle 120°
F_3 is the flux emitted in the solid angle cone $3\pi/2$, vertex angle 151°
F_4 is the flux emitted in the solid angle cone 2π, vertex angle 180°
F_5 is the flux emitted in the solid angle cone 4π, vertex angle 360°
F is the installed flux.

DIN 5040

La classificazione fotometrica degli apparecchi è costituita da una lettera e due numeri. La lettera indica la distribuzione luminosa partendo dalla A: diretta concentrata, fino ad E: indiretta. La prima cifra indica la percentuale di flusso luminoso emesso nell'emisfero inferiore (diretta). La seconda cifra indica la percentuale di flusso nell'emisfero superiore (indiretto).

DIN 5040

The photometric classification of luminaires consists of a letter and two numbers. The letter indicates the luminous distribution starting from A: direct concentrated to E: indirect. The first number indicates the percentage of luminous flux emitted in the lower hemisphere (direct). The second number indicates the percentage of luminous flux in the upper hemisphere (indirect).

UTE

La classificazione fotometrica degli apparecchi è costituita da un numero che indica il rendimento diretto seguito da una lettera che indica la distribuzione luminosa partendo da A per il fascio stretto fino a J per il semindiretto. Nel caso in cui l'apparecchio avesse anche un'emissione indiretta (superiore), si aggiungerebbe il rendimento indiretto seguito dalla lettera "T". Ad esempio per un apparecchio che emetta il 30% del suo flusso verso il basso e il 35% del flusso verso l'alto, con un'emissione seminidiretta, il codice UTE sarebbe 0,30J + 0,35T.

UTE

The photometric classification of luminaires consists of a number that indicates the direct output ratio followed by a letter that indicates the luminous distribution starting from A for a narrow angle to J for semi-indirect. Should the luminaire also have indirect emission (upper hemisphere), the indirect yield followed by the letter "T" is added. For example, for a luminaire emitting 30% of its flux downwards and 35% upwards, with a semi-indirect emission, the UTE code would be 0.30J + 0.35T.

CIBSE LG3

Con le modifiche al Lighting Guidance 3 del 2001 il sistema di classificazione per categorie (Cat) è stato abolito per uniformarsi alla normativa Europea EN 12464-1.
Questa normativa inglese classificava gli apparecchi in tre categorie secondo la luminanza su quattro piani: C0-180, C90-270, C135-315 e C225-45.
Erano classificate come CIBSE LG3 Cat 1 gli apparecchi aventi luminanza inferiore a 200 cd/m^2 per angoli di osservazione γ a partire da 55°.
Erano classificate CIBSE LG3 Cat 2 gli apparecchi aventi luminanza inferiore a 200 cd/m^2 per angoli di osservazione γ a partire da 65°.
Erano classificati CIBSE LG3 Cat 3 gli apparecchi aventi luminanza inferiore a 200 cd/m^2 per angoli di osservazione γ a partire da 75°.

CIBSE LG3

With the amendment of Lighting Guidance 3 in 2001, the category classification system (Cat) was abolished to conform to European Standard EN 12464-1.
This British Standard classified luminaires in three luminance categories: C0-180, C90-270, C135-315 and C225-45.
CIBSE LG3 Cat 1 if luminance was lower than 200 cd/m^2 starting at a 55° observation angle γ.
CIBSE LG3 Cat 2 if luminance was lower than 200 cd/m^2 starting at a 65° observation angle γ.
CIBSE LG3 Cat 3 if luminance was lower than 200 cd/m^2 starting at a 75° observation angle γ.

Filtri Colorati

L'applicazione di filtri colorati ad un apparecchio di illuminazione consente di modificare le caratteristiche foto-colorimetriche, ad esempio la temperatura del colore della lampada, adeguandola alle esigenze di un'illuminazione di accento o di una ambientazione particolare.
L'utilizzo di filtri determina, inoltre, una riduzione dell'emissione luminosa di entità variabile in funzione delle caratteristiche del filtro.

Colored Filters

The use of colored filters in a luminaire modifies its photo-colorimetric features, for example the color temperature of the light bulb, adapting it for accent lighting or for a special setting.
The use of filters also reduces the luminous output which can vary depending on the filter's characteristics.

File Eulumdat

I file Eulumdat di tutti gli apparecchi di illuminazione FLOS sono disponibili sul nostro sito www.flos.com, per consentirne l'impiego con i programmi di calcolo illuminotecnico.

Eulumdat Files

The Eulumdat files of all the FLOS luminaires are available on our website www.flos.com, so they can be used in technical lighting calculations.

SOFT ARCHITECTURE

Wall Rupture, Softprofile, Juncos, Soft Spun, Abajourd'hui, G-O In, Teardrop, Uso, Round, Square & Vertical Light.

Wall Rupture	
Softprofile Smooth	Smooth Small Smooth Large

Wall Rupture Designed By Thierry Dreyfus

Light Source: LED White - Gold Finish - 17,5W/m - 1140 lm/m - 2700K / LED White - Silver Finish - 17,5W/m - 1225 lm/m - 5000K

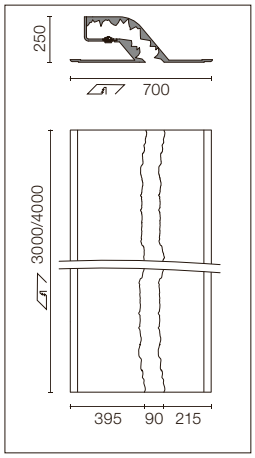

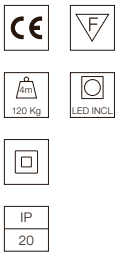

Apparecchio ad incasso per installazione a parete con tecnologia Soft. Moduli di LED con varie temperature di colore in base all'arredamento e alimentatori non dimmerabili compresi. Alimentazione 220/240V inclusa.

Per le configurazioni personalizzate, contattare gli uffici commerciali Flos architectural.

Soft technology wall-mounted, recessed luminaire. LED modules to emit lights with different colour temperature depending on décor; non-dimmable gear included. 220/240V power supply included.

For personal configuration ask Flos architectural sales team.

Profile

3m

SA.2423.5A145
SA.2423.5A165

4m

SA.2424.5A145
SA.2424.5A165

Wall Rupture with End caps Designed By Thierry Dreyfus

Light Source: LED White - Gold Finish - 17,5W/m - 1140 lm/m - 2700K / LED White - Silver Finish - 17,5W/m - 1225 lm/m - 5000K

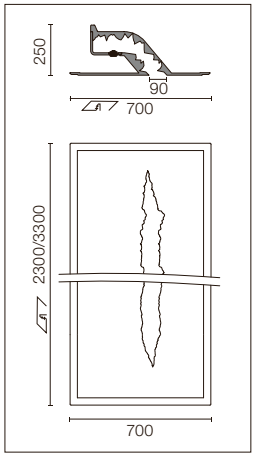

End cap

2,3m

SA.2453.5A145
SA.2453.5A165

3,3m

SA.2454.5A145
SA.2454.5A165

FX INTERNATIONAL INTERIOR DESIGN AWARDS
WINNER
2011

Softprofile Smooth Small Designed By Flos Soft Architecture

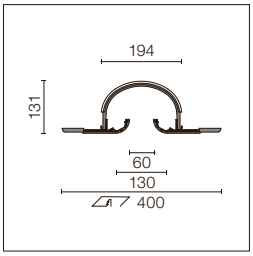

Apparecchio ad incasso per installazione a parete o a soffitto con tecnologia Soft. Permette l'installazione di moduli in entrambi i lati. Sistema di illuminazione non compreso.

Vedere moduli LED e regolatori LED.

Soft technology wall or ceiling-mounted recessed luminaire. It permits the installation of LED modules on both sides. Lighting systems not included.

See LED modules and LED drivers.

Terminale di Chiusura / End cap

Profile
3m
SA.2293.1
4m
SA.2294.1

End cap
SA.2295.1

Softprofile Smooth Large Designed By Flos Soft Architecture

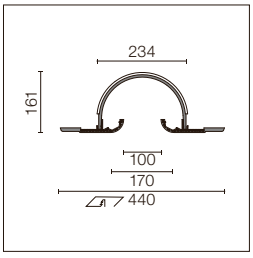

Apparecchio ad incasso per installazione a parete o a soffitto con tecnologia Soft. Permette l'installazione di moduli in entrambi i lati. Sistema di illuminazione non compreso.

Vedere moduli LED e regolatori LED.

Soft technology wall or ceiling-mounted recessed luminaire. It permits the installation of LED modules on both sides. Lighting systems not included.

See LED modules and LED drivers.

Terminale di Chiusura / End cap

Profile
3m
SA.2323.1
4m
SA.2324.1

End cap
SA.2325.1

Modulo Lineare LED
Linear Module LED

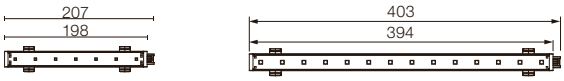

Modulo LED per un'illuminazione indiretta ottimale. Connessioni Tyco maschio / femmina per una connessione facile su entrambi i lati. Può essere agganciato direttamente al Profilo.

LED module for optimal indirect illumination. Tyco connections male / female for easy electrical connection in both sides. Can be clipped directly to the Profile.

White

08.8512.00C
3,5W
228 lm
3000K
CRI 85

08.8513.00C
7W
456 lm
3000K
CRI 85

Non Dimmable

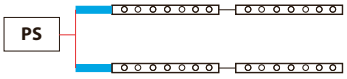

Cablaggio
Wiring

Cavo di alimentazione da 500mm per moduli LED bianchi con connessione rapida. È necessario utilizzarne uno per ciascuna linea LED (due per ciascun Profilo). Massimo per ciascun cavo di alimentazione: 3 metri lineari LED. Alimentatore elettronico non incluso.

500mm feed cable for white LED modules with fast connection. Necessary one for each LED line (two for each Profile). Maximum for each feed cable: 3 LED line meters. Electronic power supply not included.

White

06.1016.00

Dimmable 1-10V

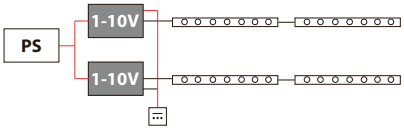

Interfacce Dimmerabili
Dimmable Interfaces

Interfaccia 1-10 V con due cavi di alimentazione da 500mm con connessione rapida, per moduli LED bianchi. Massimo per ciascuna interfaccia: LED da 6 metri. Alimentatore elettronico non incluso.

1-10V interface with two 500mm feed cable for white LED modules with fast connection. Maximum for each interface: 6 LED meters. Electronic power supply not included.

White

06.1022.00E

1-10V

Interfacce Dimmerabili
Dimmable Interfaces

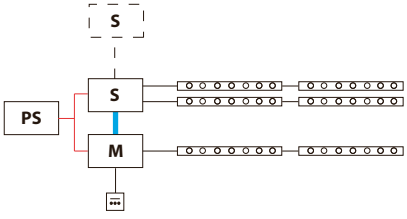

Interfaccia Master Dali con un distributore a 5 poli e 2 cavi di alimentazione da 500mm a connessione rapida. Alimentatore elettronico non incluso.

Dali Master interface with one 5 pole distributor and two 500mm feed cable for easy connection. Electronic power supply not included.

White

06.1023.00

M

Fornito dall'installatore / Installer provides

Interfacce Dimmerabili
Dimmable Interfaces

	White
Interfaccia Slave per espandere il segnale con due distributori a 5 poli e quattro cavi di alimentazione da 500mm a connessione rapida. Alimentatore elettronico non incluso. Slave interface to expand the signal with two 5 pole distributors and four 500mm feed cable for easy connection. Electronic power supply not included.	06.1024.00 S
Cavo prolunga da 2 metri per moduli LED con connessione rapida. Si possono collegare gli uni agli altri per ottenere lunghezze maggiori. Massimo 20 metri. 2 meters prolongation cable for LED modules with fast connection. Can be connected with each other to greater length. 20 meters max.	08.8297.00

Alimentatore / Power Suply

Installazione in Controsoffitti **Installation in False Ceiling**	PS
Elettronico 25W / Electronic 25W Alimentazione elettrica / Power supply LED. 25W – 24V. 100-240V, 50-60Hz.	60.8703
Elettronico 60W / Electronic 60W Alimentazione elettrica / Power supply LED. 60W – 24V. 100-240V, 50-60Hz.	60.9089
Elettronico 120W / Electronic 120W Alimentazione elettrica / Power supply LED. 120W – 24V. 100-240V, 50-60Hz.	RF28688

Installazione Remota in Quadro Elettrico **Remote Installation Electrical Panel**	PS
Elettronico 240W / Electronic 240W Alimentazione elettrica / Power supply LED. 240W – 24V. 100-240V, 50-60Hz.	60.8268

Schema di Installazione / Installation Guidelines

White

		25W	60W	120W	240W
Lunghezza massima LED* Max lenght LED*		1m	3,5m	5,5m	13m
Sezione cavo (fornito dall'installatore) Cable section (Installer provides)		0,5mm²	0,5mm²	0,75mm²	1mm²
Distanza massima Max distance	PS – M/S	5m	10m	15m	50m
Distanza massima Max distance	M – S	20m			
Distanza massima Max distance	M/S –	20m			
Massima lunghezza moduli LED collegati con Max lenght LED connected to	M	2m			
Massima lunghezza moduli LED collegati con Max lenght LED connected to	S	4m			

* Attenzione: Per Softprofile, 2x lunghezza del LED = lunghezza del profilo / Beware: For Softprofile, 2x LED lenght = profile lenght

Juncos

Juncos 1L

Juncos 3L

Juncos 6L

Juncos 9L

Soft Spun

Soft Spun Small

Soft Spun Large

Abajourd'hui

Abajourd'hui Small

Abajourd'hui Large

Juncos Designed By Flos Soft Architecture

Juncos 1L

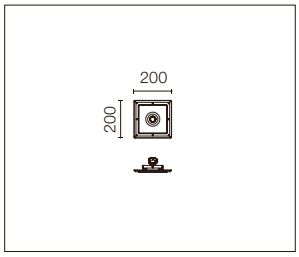

0,70 Kg

Apparecchio di illuminazione LED per interni a semi-incasso che, grazie alla tecnologia Soft Architecture, si integra perfettamente nello spazio architettonico. Fonte di alimentazione non inclusa. Consultare drivers nella pagina seguente.

Prodotto precablato per essere collegato a corrente costante.

Semi-recessed LED luminaire for indoor applications. Seamless integration in the architectural environment by Soft Architecture technology. Power supply not included. See drivers in next page.

Pre-wired product to be connected to constant current.

Juncos 3L

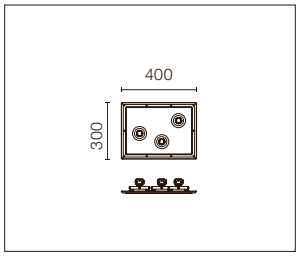

2,90 Kg

Prodotto precablato in serie per essere collegato a corrente costante.

Pre-wired product for serial connection to constant current.

Juncos 6L



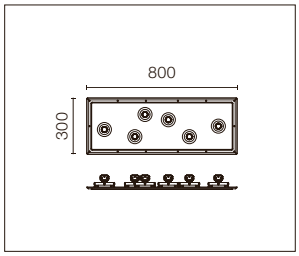

5,80 Kg

Prodotto precablato in serie per essere collegato a corrente costante.

Pre-wired product for serial connection to constant current.

Juncos 9L



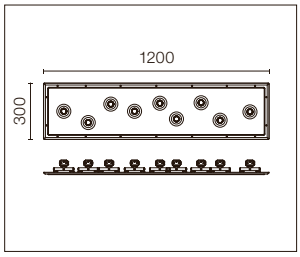

8,70 Kg

Prodotto precablato in serie per essere collegato a corrente costante.

Pre-wired product for serial connection to constant current.

Piastra Soft / Soft Plate

Juncos 1L
- ☐ SA.5200.5.120

Juncos 3L
- ☐ SA.5201.5.120

Juncos 6L
- ☐ SA.5202.5.120

Juncos 9L
- ☐ SA.5203.5.120

Junco 250 mm

Light Source: Power LED DC 700 mA - 2,1W - 216 lm - 3000K/CRI 80 / 2,1W - 182 lm- 2700K/CRI 90

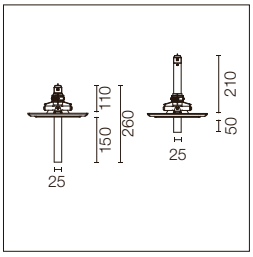

Apparecchio di illuminazione che offre una grande versatilità. Individualmente orientabile e con grado di incasso regolabile. Disponibile in rifiniture nere, bianche e cromate.
Prodotti per l'alimentazione dimmerabile – Consigliamo la lettura del capitolo sul driver per conoscere i casi di declinazione di responsabilità in materia di alimentatori dimmerabili.

Luminaire that offers many possibilities. Can be individually focused and their recessed height is adjustable. Available in a black, white and chrome finish.
Mains Dimming Products – Please read Mains Dimming disclaimer in drivers chapter.

Junco 400 mm

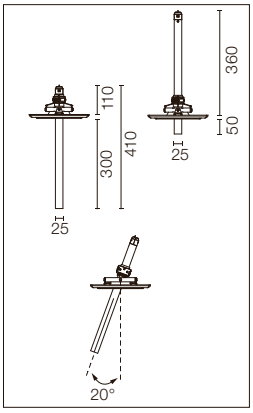

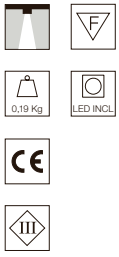

Junco 250 mm
2700K
- 08.8595.40A
- 08.8595.06A
- 08.8595.AAA



Luminous flux luminaire
130 lm

Beam Angle: 15°

h(m)	E(lx)	D(m)
1	1443	0.27
2	361	0.53
3	160	0.80
4	90	1.07
5	58	1.34

3000K
- 08.8590.40A
- 08.8590.06A
- 08.8590.AAA

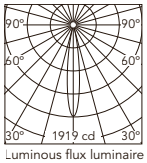

Luminous flux luminaire
173 lm

Beam Angle: 15°

h(m)	E(lx)	D(m)
1	1919	0.27
2	480	0.53
3	213	0.80
4	120	1.07
5	77	1.34

Junco 400 mm
2700K
- 08.8596.40A
- 08.8596.06A
- 08.8596.AAA

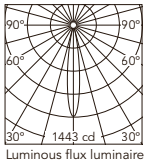

Luminous flux luminaire
130 lm

Beam Angle: 15°

h(m)	E(lx)	D(m)
1	1443	0.27
2	361	0.53
3	160	0.80
4	90	1.07
5	58	1.34

3000K
- 08.8591.40A
- 08.8591.06A
- 08.8591.AAA



Luminous flux luminaire
173 lm

Beam Angle: 15°

h(m)	E(lx)	D(m)
1	1919	0.27
2	480	0.53
3	213	0.80
4	120	1.07
5	77	1.34

Drivers per la connessione in serie / Drivers for Serial Connection

DIM Protocol	1L	3L	6L	9L
Non Dimmable	60.9592			
Non Dimmable	60.9408			
Non Dimmable - UL	60.8911			
Dimmable 1-10V - Push - UL	60.9188			-
Dimmable Dali	60.9222			
Casambi	-	60.9716	60.9716	60.9716
Mains Dimming	60.9379	60.9379	60.9692	60.9692

* Vedi capitolo Drivers / Refer to the Drivers chapter

Distanza massima del dispositivo LED / Max. distance from LED driver
Dispositivo a corrente costante / constant current driver (700ma)

Distanza / Distance	10 m	20 m	50 m
Sezione del cavo / Cable section	0,5mm²	1mm²	2,5mm²

Soft Spun Halogen Small Designed By Sebastian Wrong

Light Source: LED QT-DE-12 1xR7s (78 mm)

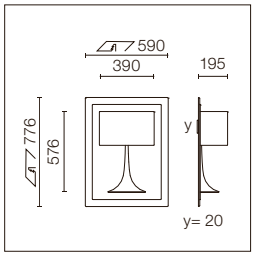

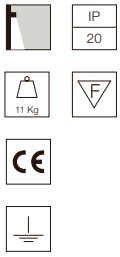

Apparecchio da incasso con alimentazione in tensione di rete per lampada LED Retrofit.

Vedi catalogo Flos Decorative Collection.

Recessed luminaire with main voltage source for LED Retrofit lamp.

See Flos Decorative Collection catalogue.

SA.5005.1

Soft Spun Halogen Large Designed By Sebastian Wrong

Light Source: LED QT-DE-12 1xR7s (diffuser) (118 mm) / LED White 1,4W - 80 lm - 3000K/CRI>90 (base)

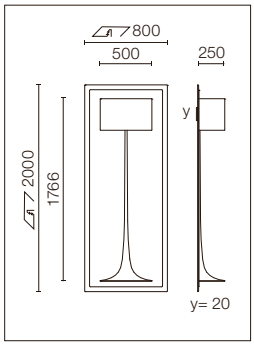

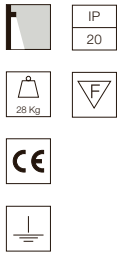

Apparecchio da incasso con alimentazione in tensione di rete per lampada LED Retrofit. Driver LED elettronico 220-240 V / 50-60 Hz integrato.

Vedi catalogo Flos Decorative Collection.

Recessed luminaire with main voltage source for LED Retrofit lamp. Electronic LED driver 220-240V / 50-60Hz integrated.

See Flos Decorative Collection catalogue.

SA.5009.1

Soft Spun LED Small Designed By Sebastian Wrong

Light Source: LED White 35W - 1800 lm - 3000K/CRI 90

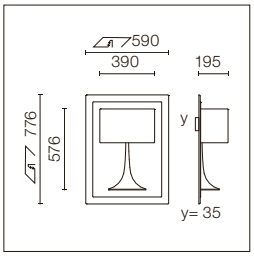

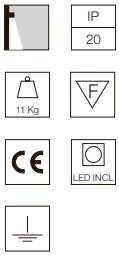

Apparecchio ad incasso per lampada LED. Alimentatori 220/240V non dimmerabili compresi.

Vedi catalogo Flos Decorative Collection.

Recessed luminaire for LED lamp. Non-dimmable 220/240V power supply included.

See Flos Decorative Collection catalogue.

SA.5006.1F

Soft Spun LED Large Designed By Sebastian Wrong

Light Source: LED White 35W - 1800 lm - 3000K/CRI 90 (diffuser) / LED White 1,4W - 80 lm - 2700K/CRI>90 (base)

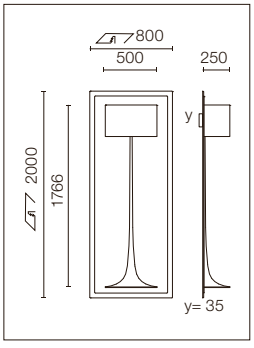

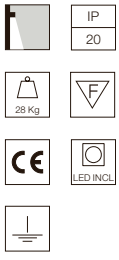

Apparecchio ad incasso per lampada LED. Alimentatori 220/240V non dimmerabili compresi.

Vedi catalogo Flos Decorative Collection.

Recessed luminaire for LED lamp. Non-dimmable 220/240V power supply included.

See Flos Decorative Collection catalogue.

SA.5007.1F

Abajourd'hui Small Designed By Flos Soft Architecture

Light Source: QT-32 E27 - max 75W

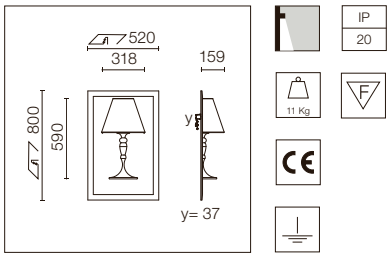

Apparecchio ad incasso con alimentazione diretta dalla rete. Fonte di luce esclusa. Da ordinare separatamente.

Vedi catalogo Flos Decorative Collection.

Recessed luminaire with direct connection to mains. Excluded light source. To be ordered separately.

See Flos Decorative Collection catalogue.

SA.5001.1

Abajourd'hui Large Designed By Flos Soft Architecture

Light Source: QT-32 E27 - max 150W

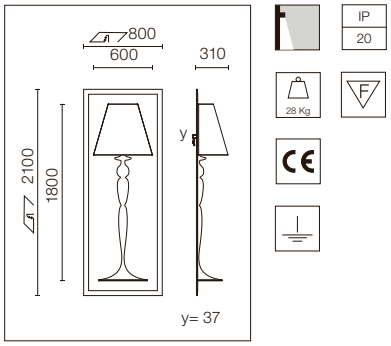

Apparecchio ad incasso con alimentazione diretta dalla rete.

Vedi catalogo Flos Decorative Collection.

Recessed luminaire with direct connection to mains.

See Flos Decorative Collection catalogue.

SA.5000.1

G-O In

Teardrop

Small / Medium

USO

USO Kap 105



USO 332

USO 700

USO 800

USO 1000

USO 1400

USO Cove Lighting

USO 900 Cove Lighting

USO 1700 Cove Lighting

USO 2200 Cove Lighting

USO 2500 Cove Lighting

USO 100 50 Cove Lighting

USO 140 90 Cove Lighting

Round Light

Small

Square Light

Small / Large

Vertical Light

Small / Large

G-O In Designed By Jorge Herrera

Light Source: Top LED 1,2W - 24V - 105 lm - 3000K/CRI 90

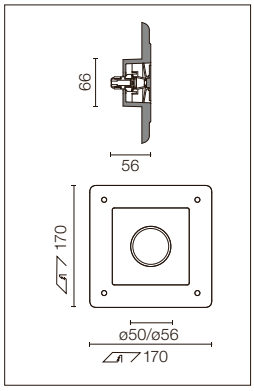

Apparecchio di segnalazione ad incasso per applicazioni in interni. Dispositivo di alimentazione non compreso: trasformatore elettronico per LED a tensione costante (24V). 220/240V, 50/60Hz. Cavo di alimentazione di 1000mm compreso.

Recessed sign luminaire for indoor application. Power supply source not included: electronic transformer with constant voltage (24V) for LED. 220/240V, 50/60Hz. It includes 1000mm power supply cable.

Luce Bianca / White Light
SA.5100.1A
Luce Ambra / Amber Light
SA.5101.1A
Luce Blu / Blue Light
SA.5102.1A

Alimentazioni raccomandate / Recommended power supply*:

Non Dimmable 110-240V	60.9157 (8W)
Non Dimmable 220-240V	60.8703 (25W)
Dali Controler	60.9678A

* Vedi capitolo Drivers / Refer to the Drivers chapter

Dali Controler	60.9766
1-10V Controler	60.8640

* Vedi Unità di controllo sotto / Refer to Control Units bellow

Per installare Dali è necessaria l'apparecchiatura non dimmabile e il controller Dali.

For Dali installation, the non-dimmable kit and the Dali controller are needed.

Colori della Luce
Lighting Colours

- ☐ Bianco / White
- ■ Ambra / Amber
- ■ Blu / Blue

Assicurarsi della corretta polarità (+-) Rosso+/Nero.

Ensure correct polarity (+-) Red +/ Black.

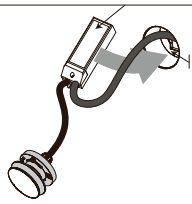

Unità di controllo / Control Units

Unità di controllo per dimmer con 1 canale per la regolazione di moduli LED, per drivers di 24V. Alimentatore non incluso. Max. 120W - 5A.

Dimmable control unit with 1 channel for 24V LED modules. Power supply not included. Max. 120W - 5A.

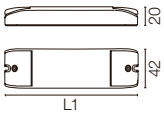

1-10V
60.8640
L1: 172

DALI
60.9766
L1: 181

reddot design award
winner 2013

Teardrop Small Designed By Calvi Brambilla

Light Source: LED QR-CBC-51 1xGU5.3



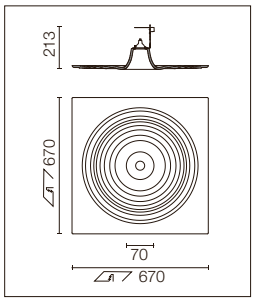

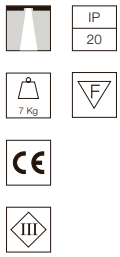

Apparecchio da incasso per lampada LED Retrofit 12V. Trasformatore remoto non compreso: trasformatore elettronico 12V. 220/240V, 50/60Hz. Possibilitá di regolazione tramite dimmer “leading and trailing edge”. Prodotti per l’alimentazione dimmerabile – Consigliamo la lettura del capitolo sul driver per conoscere i casi di declinazione di responsabilità in materia di alimentatori dimmerabili.

Recessed luminaire for 12V LED Retrofit lamp. Remote transformer not included: electronic transformer 12V. 220/240V, 50/60Hz. Adjustable by means of “leading and trailing edge”.

Mains Dimming Products – Please read Mains Dimming disclaimer in drivers chapter.

SA.1039.1

Teardrop Medium Designed By Calvi Brambilla

Light Source: TC-DEL 2xG24q - 26W



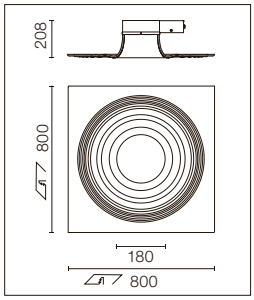

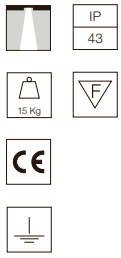

Apparecchio ad incasso per lampada fluorescente. Alimentatori non dimmerabili 220-240V / 50-60Hz compresi.

Recessed luminaire for fluorescent lamp. Non-dimmable ballasts 220-240V / 50-60Hz integrated.

SA.1040.1

USO Kap 105 Designed By Flos Soft Architecture



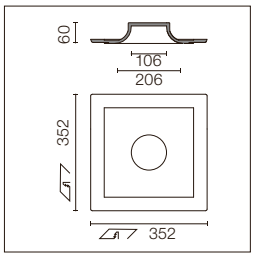

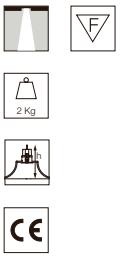

Applicazione architettonica con tecnologia Soft che permette una perfetta integrazione dei prodotti Flos architectural.
Per le configurazioni personalizzate, è possibile aggiungere punti luce nella struttura. Contattare gli uffici commerciali Flos architectural.

I codici non comprendono i prodotti della collezione Flos architectural.

Soft technology architectonic application that permits perfect integration of the Flos architectural products.
For personal configuration, you can add light points in the structure. Ask Flos architectural sales team.

References do not include Flos architectural products.

SA.1034.3.116

Prodotti della Collezione Flos architectural Consigliati / Flos architectural Recommended Products

Kap Ø105*
SA.1034.3.116 h=290

* Cornice No Trim compresa / Frame No Trim included

USO 332 Designed By Flos Soft Architecture

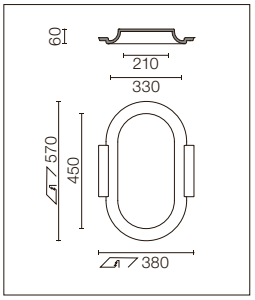

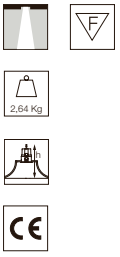

Applicazione architettonica con tecnologia Soft per soffitti modulari che permette una perfetta integrazione dei prodotti Flos architectural.
Per le configurazioni personalizzate, è possibile aggiungere punti luce nella struttura. Contattare gli uffici commerciali Flos architectural.

I codici non comprendono i prodotti della collezione Flos architectural.

Soft technology architectonic application for modular ceilings that permits perfect integration of the Flos architectural products.
For personal configuration, you can add light points in the structure. Ask Flos architectural sales team.

References do not include Flos architectural products.

SA.1001.3.003

Prodotti della Collezione Flos architectural Consigliati / Flos architectural Recommended Products

Wan Downlight*
SA.1001.3.003 h=171

* Cornice No Trim non compresa. Da ordinare separatamente /
* No Trim Frame excluded. To be ordered separately

USO 700 Designed By Flos Soft Architecture

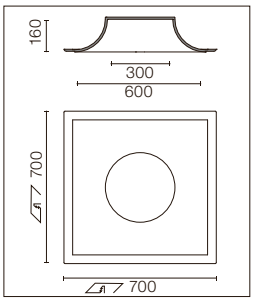

Applicazione architettonica con tecnologia Soft che permette una perfetta integrazione dei prodotti Flos architectural.
Per le configurazioni personalizzate, è possibile aggiungere punti luce nella struttura. Contattare gli uffici commerciali Flos architectural.

Soft technology architectonic application that permits perfect integration of the Flos architectural products.
For personal configuration, you can add light points in the structure. Ask Flos architectural sales team.

I codici non comprendono i prodotti della collezione Flos architectural.

References do not include Flos architectural products.

SA.1002.3.102
SA.1002.3.003
SA.1002.3.116

Prodotti della Collezione Flos architectural Consigliati / Flos architectural Recommended Products

Easy Kap Ø105	Wan Downlight	Kap Ø105*
SA.1002.3.102 H=296	SA.1002.3.003 H=271	SA.1002.3.116 H=298

* Cornice No Trim compresa / Frame No Trim included

Cornice No Trim non compresa. Da ordinare separatamente /
No Trim Frame excluded. To be ordered separately

USO 800 Designed By Flos Soft Architecture

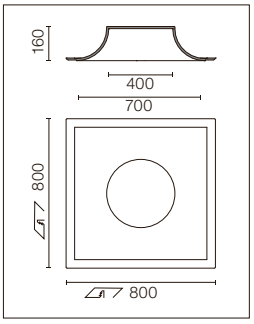

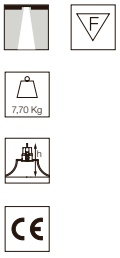

Applicazione architettonica con tecnologia Soft che permette una perfetta integrazione dei prodotti Flos architectural.
Per le configurazioni personalizzate, è possibile aggiungere punti luce nella struttura. Contattare gli uffici commerciali Flos architectural.

Soft technology architectonic application that permits perfect integration of the Flos architectural products.
For personal configuration, you can add light points in the structure. Ask Flos architectural sales team.

I codici non comprendono i prodotti della collezione Flos architectural.

References do not include Flos architectural products.

SA.1003.3.003
SA.1003.3.004

Prodotti della Collezione Flos architectural Consigliati / Flos architectural Recommended Products

Wan Downlight	Wan Spot
SA.1003.3.003 H=271	SA.1003.3.004 H=210

USO 1000 Designed By Flos Soft Architecture



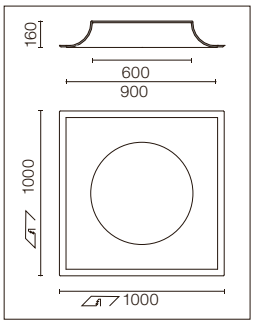

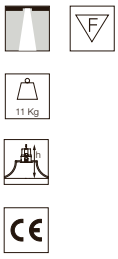

Applicazione architettonica con tecnologia Soft che permette una perfetta integrazione dei prodotti Flos architectural.
Per le configurazioni personalizzate, è possibile aggiungere punti luce nella struttura. Contattare gli uffici commerciali Flos architectural.

Soft technology architectonic application that permits perfect integration of the Flos architectural products.
For personal configuration, you can add light points in the structure. Ask Flos architectural sales team.

I codici non comprendono i prodotti della collezione Flos architectural.

References do not include Flos architectural products.

SA.1004.3.102
SA.1004.3.003
SA.1004.3.004

Prodotti della Collezione Flos architectural Consigliati / Flos architectural Recommended Products

Easy Kap Ø105	Wan Downlight	Wan Spot
SA.1004.3.102 H=296	SA.1004.3.003 H=271	SA.1004.3.004 H=210

USO 1400 Designed By Flos Soft Architecture

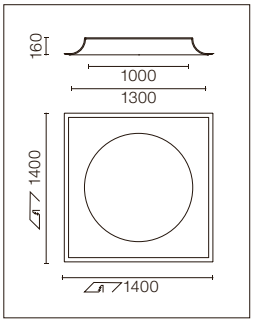

Applicazione architettonica con tecnologia Soft che permette una perfetta integrazione dei prodotti Flos architectural.
Per le configurazioni personalizzate, è possibile aggiungere punti luce nella struttura. Contattare gli uffici commerciali Flos architectural.

Soft technology architectonic application that permits perfect integration of the Flos architectural products.
For personal configuration, you can add light points in the structure. Ask Flos architectural sales team.

I codici non comprendono i prodotti della collezione Flos architectural.

References do not include Flos architectural products.

SA.1005.3.102
SA.1005.3.003
SA.1005.3.004

Prodotti della Collezione Flos architectural Consigliati / Flos architectural Recommended Products

Easy Kap Ø105	Wan Downlight	Wan Spot
SA.1005.3.102 H=296	SA.1005.3.003 H=271	SA.1005.3.004 H=210

USO 900 Cove Lighting Designed By Flos Soft Architecture

Light Source: T5 FH 4xG5 - 21W - 7600 lm / Cold Cathode 90W - 3x30W - 7776 lm - 3000K/CRI 85
LED White 75,6W - 21x3,6W - 7875 lm - 3000K/CRI 90 / LED RGB 75,6W - 21x3,6W

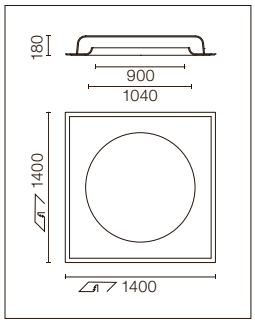

Apparecchio ad incasso da installare a soffitto. Illuminazione diretta con lampade fluorescenti, catodo freddo o LED. Nelle versioni LED, alimentatori non compresi.
Vedere regolatori LED.

Recessed ceiling luminaire. Direct lighting with fluorescent, cold cathode or LED lamps. Control gear not included in LED versions.

See LED drivers.

Cold Cathode
SA.1006.4.300

LED RGB
SA.1006.6E100

LED White
SA.1006.5E110

USO 1700 Cove Lighting Designed By Flos Soft Architecture

Light Source: T5 FH 8xG5 - 21W - 15200 lm / Cold Cathode 161W - 4x40W - 13824 lm - 3000K/CRI 85
LED White 136,8W - 38x3,6W - 14250 lm - 3000K/CRI 90 / LED RGB 136,8W - 38x3,6W

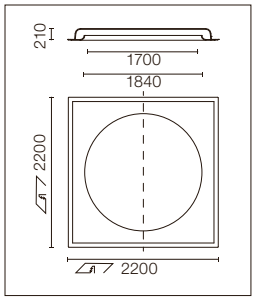

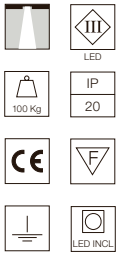

Apparecchio ad incasso da installare a soffitto. Illuminazione diretta con lampade fluorescenti, catodo freddo o LED. Nelle versioni LED, alimentatori non compresi.
Vedere regolatori LED.

Spedito in due colli.

Recessed ceiling luminaire. Direct lighting with fluorescent, cold cathode or LED lamps. Control gear not included in LED versions.

See LED drivers.

Delivered in two pieces.

LED RGB
SA.1007.6E100

LED White
SA.1007.5E110

USO 2200 Cove Lighting Designed By Flos Soft Architecture

Light Source: T5 FH 8xG5 - 28W - 20800 lm / T5 FQ 8xG5 - 54W - 35600 lm / Cold Cathode 205W - 4x51W - 17568 lm - 3000K/CRI 85
LED White 180W - 50x3,6W - 18750 lm - 3000K/CRI 90 / LED RGB 180W - 50x3,6W

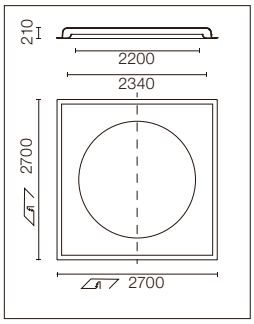

Apparecchio ad incasso da installare a soffitto. Illuminazione diretta con lampade fluorescenti, catodo freddo o LED. Nelle versioni LED, alimentatori non compresi.
Vedere regolatori LED.

Spedito in due colli.

Recessed ceiling luminaire. Direct lighting with fluorescent, cold cathode or LED lamps. Control gear not included in LED versions.

See LED drivers.

Delivered in two pieces.

Cold Cathode
SA.1008.4.300

LED RGB
SA.1008.6E100

LED White
SA.1008.5E110

USO 2500 Cove Lighting Designed By Flos Soft Architecture

Light Source: T5 FH 8xG5 - 28W - 20800 lm / T5 FQ 8xG5 - 54W - 35600 lm / Cold Cathode 230W - 19728 lm - 3000K/CRI 85
LED White 194W - 54x3,6W - 20250 lm - 3000K/CRI 90 / LED RGB 194W - 54x3,6W

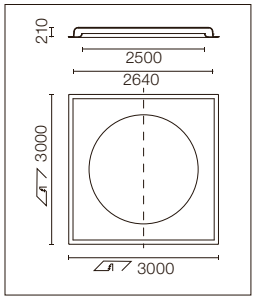

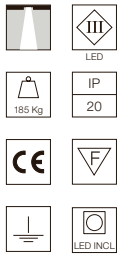

Apparecchio ad incasso da installare a soffitto. Illuminazione diretta con lampade fluorescenti, catodo freddo o LED. Nelle versioni LED, alimentatori non compresi.
Vedere regolatori LED.

Spedito in due colli.

Recessed ceiling luminaire. Direct lighting with fluorescent, cold cathode or LED lamps. Control gear not included in LED versions.

See LED drivers.

Delivered in two pieces.

Cold Cathode
SA.1009.4.300

LED RGB
SA.1009.6E100

LED White
SA.1009.5E110

USO 100 50 Cove Lighting Designed By Flos Soft Architecture

Light Source: T5 FH 4xG5 - 14W - 4800 lm / T5 FQ 4xG5 - 24W - 7000 lm / Cold Cathode 58W - 3x19W - 4968 lm - 3000K/CRI 85
LED White 57,6W - 16x3,6W - 6000 lm - 3000K/CRI 90 / LED RGB 57,6W - 16x3,6W

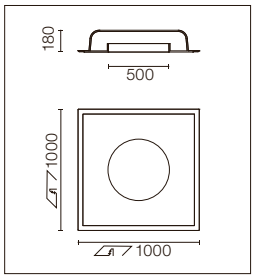

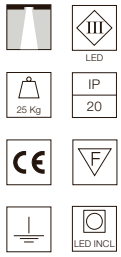

Apparecchio ad incasso da installare a soffitto. Illuminazione diretta con lampade fluorescenti, catodo freddo o LED. Nelle versioni LED, alimentatori non compresi.
Vedere regolatori LED.

Recessed ceiling luminaire. Direct lighting with fluorescent, cold cathode or LED lamps. Control gear not included in LED versions.

See LED drivers.

Cold Cathode
SA.1010.4.300

LED RGB
SA.1010.6E100

LED White
SA.1010.5E110

USO 140 90 Cove Lighting Designed By Flos Soft Architecture

Light Source: T5 FH 4xG5 - 21W - 7600 lm / Cold Cathode 90W - 3x30W - 7776 lm - 3000K/CRI 85
LED White 75,6W - 21x3,6W - 7805 lm - 3000K/CRI 90 / LED RGB 75,6W - 21x3,6W

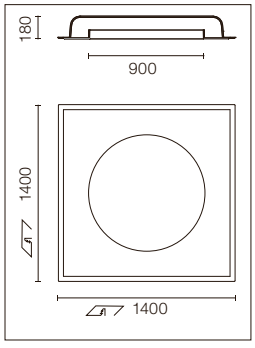

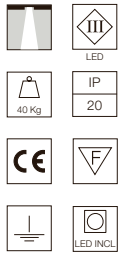

Apparecchio ad incasso da installare a soffitto. Illuminazione diretta con lampade fluorescenti, catodo freddo o LED. Nelle versioni LED, alimentatori non compresi.
Vedere regolatori LED.

Recessed ceiling luminaire. Direct lighting with fluorescent, cold cathode or LED lamps. Control gear not included in LED versions.

See LED drivers.

LED RGB
SA.1011.6E100

LED White
SA.1011.5E110

Round Light Small Designed By Flos Soft Architecture

Light Source: LED White 1W - 60 lm - 3000K/CRI > 90

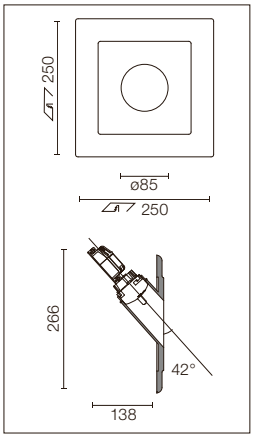

Apparecchio di segnalazione ad incasso per applicazioni in interni. Alimentatore 100/240V compreso.

Recessed sign luminaire for indoor application. 100/240V power supply source included.

SA.3010.1C

Square Light Small Designed By Flos Soft Architecture

Light Source: LED White 1W - 60 lm - 3000K/CRI > 90

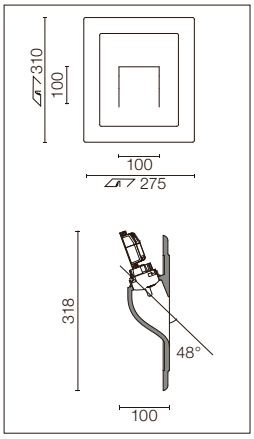

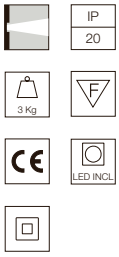

Apparecchio di segnalazione ad incasso per applicazioni in interni. Alimentatore 100/240V compreso.

Recessed sign luminaire for indoor application. 100/240V power supply source included.

SA.3013.1C

Square Light Large Designed By Flos Soft Architecture

Light Source: LED White 7W - 720 lm - 3000K/CRI > 80

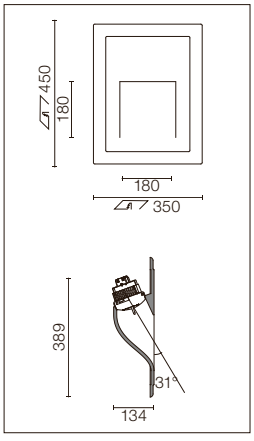

Apparecchio di segnalazione ad incasso per applicazioni in interni. Alimentatore 100/240V compreso.

Recessed sign luminaire for indoor application. 100/240V power supply source included.

SA.3014.1B

Vertical Light Small Designed By Flos Soft Architecture

Light Source: LED White 1W - 60 lm - 3000K/CRI > 90

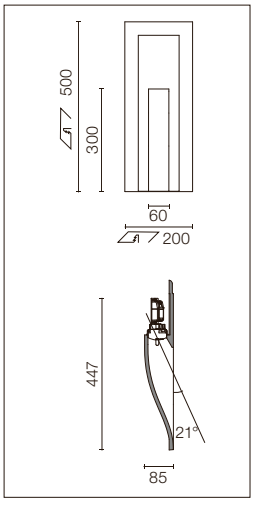

Apparecchio di segnalazione ad incasso per applicazioni in interni. Alimentatore 100/240V compreso.

Recessed sign luminaire for indoor application. 100/240V power supply source included.

SA.3015.1C

Vertical Light Large Designed By Flos Soft Architecture

Light Source: LED White 1W - 60 lm - 3000K/CRI > 90

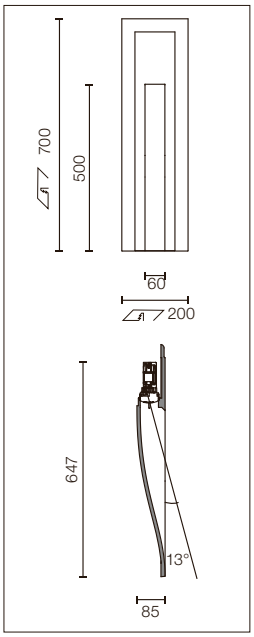

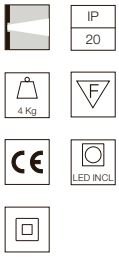

Apparecchio di segnalazione ad incasso per applicazioni in interni. Alimentatore 100/240V compreso.

Recessed sign luminaire for indoor application. 100/240V power supply source included.

SA.3016.1C

For: USO Cove Lighting: USO 900 C.L., USO 1700 C.L., USO 2200 C.L., USO 2500 C.L., USO 100 50 C.L., USO 140 90 C.L.

Cablaggio
Wiring

Cavo di alimentazione da 500 mm con connessione rapida.
Fonte di alimentazione elettronica non inclusa.

500mm feed cable with fast connection.
Electronic power supply not included.

White	06.1016.00
RGB	06.1049.00

Cavo prolunga da 2 metri per moduli LED con connessione rapida. Si possono collegare gli uni agli altri per ottenere lunghezze maggiori. Massimo 20 metri.

2 meters prolongation cable for LED modules with fast connection. Can be connected with each other to greater length. 20 meters max.

White	08.8297.00
RGB	08.8298.00

Interfaccia regolabile
Dimmable Interfaces

1-10V Master & PWM Repeater

Interfaccia regolabile Fonte di alimentazione elettronica non inclusa.

Dimmable interface. Electronic power supply not included.

White	06.1022.00E

DALI Master

Interfaccia DALI Master con un cavo di alimentazione da 300 mm per una facile connessione. In grado di controllare una USO. Se nella stessa installazione sono presenti più USO è necessario espandere il segnale con interfacce Slave. Fonte di alimentazione elettronica non inclusa.

DALI Master interface with one 300mm feed cable for easy connection. It's able to control one USO. If more USOs are in the same installation it's necessary to expand the signal with Slave interfaces. Electronic power supply not included.

White	06.1019.00E
RGB	06.1012.00E

DMX Master

Interfaccia DMX Master con un cavo di alimentazione da 300mm per una facile connessione. In grado di controllare una USO. Se nella stessa installazione sono presenti più USO è necessario espandere il segnale con interfacce Slave. Fonte di alimentazione elettronica non inclusa.

DMX Master interface with one 300mm feed cable for easy connection. It's able to control one USO. If more USOs are in the same installation it's necessary to expand the signal with Slave interfaces. Electronic power supply not included.

RGB	06.1005.00E

RF Master

Interfaccia Master RGB a radiofrequenza (RF) con un cavo di alimentazione da 300 mm per una facile connessione. Trasmettitore da parete per integrare il cambio colore. In grado di controllare una USO. Se nella stessa installazione sono presenti più USO è necessario espandere il segnale con interfacce Slave. Fonte di alimentazione elettronica non inclusa.

Radio Frequency (RF) RGB Master interface with one 300mm feed cable for easy connection. Wall transmitter to make color changing integrated. It's able to control one USO. If more USOs are in the same installation it's necessary to expand the signal with Slave interfaces. Electronic power supply not included.

RGB	06.1013.00E

DALI, DMX & RF. Slave

Interfaccia Slave per espandere il segnale di controllo. In grado di espandere il segnale Master in varie USO. Fonte di alimentazione elettronica non inclusa.

Slave interface to expand the control signal. It's able to expand the Master signal in several USOs.
Electronic power supply not included.

White	06.1020.00E
RGB	06.1014.00E

Casambi

Interfaccia regolabile wireless. Fonte di alimentazione elettronica non inclusa. Interfaccia regolabile wireless.

Wireless Dimmable Interface. Electronic power supply not included. Interfaz Regulable Wireless.

White & RGB	60.9658

For: USO Cove Lighting: USO 900 C.L., USO 1700 C.L., USO 2200 C.L., USO 2500 C.L., USO 100 50 C.L., USO 140 90 C.L.

Fonte di Alimentazione
Power Suply

Elettronico 100W / Electronic 100W
Fonte di alimentazione LED 100W - 24V. 100-240V, 50-60Hz.

LED Power supply 100W – 24V. 100-240V, 50-60Hz. 60.9443

Elettronico 200W / Electronic 200W
Fonte di alimentazione LED. 200W – 24V. 100-240V, 50-60Hz.

LED Power supply. 200W – 24V. 100-240V, 50-60Hz. RF28143

Elettronico 240W / Electronic 240W
Fonte di alimentazione LED. 240W – 24V. 100-240V, 50-60Hz.

LED Power supply. 240W – 24V. 100-240V, 50-60Hz. 60.8268

USO Cove Lighting

Istruzioni di Configurazione. Prodotto Singolo.
Configuration Guidelines. Single Individual Product.

Per più prodotti o una configurazione più complessa consultare l'ufficio tecnico. Per informazioni più dettagliate, fare riferimento al foglio di istruzioni.
For multiple product or a more complex configuration, please consult the technical department. For more detailed information, please refer to the instruction sheet.

REFERENCE	POWER (W)	LED MODULES	POWER SUPPLY 24Vdc	Max. Distance			LED WHITE				RGB			
				PS-⊘	M-S	⊘-⊘	NO DIM	1-10V	DALI	CASAMBI	DALI	DMX	RF	CASAMBI
							(12 LED modules x feed cable)	(8 LED modules x feed cable)		(10 LED modules x feed cable)	(12 LED modules x feed cable)*			(12 LED modules x feed cable)
USO 100 50 Cove Lighting WHT: SA.1010.5E110 RGB: SA.1010.6E100	58	12 + 4 for corners (16)	1x 100W 60.9443	15m (0,75mm)	20m	20m	2x 06.1016.00 FEED CABLE	2x 06.1016.00 FEED CABLE + 1x 06.1022.00E MASTER 1-10V	2x 06.1016.00 FEED CABLE + 1 x 06.1022.00E REPEATER PWM + 1x 06.1019.00E DALI MASTER	2x 06.1016.00 FEED CABLE + 1 x 60.9658 CASAMBI 4CH PWM DIMMER	2x 06.1049.00 FEED CABLE + 1x 06.1012.00E MASTER DALI + 1x 06.1014.00E SLAVE RGB	2x 06.1049.00 FEED CABLE + 1x 06.1005.00E MASTER DMX + 1x 06.1014.00E SLAVE RGB	2x 06.1049.00 FEED CABLE + 1x 06.1013.00E MASTER RF + 1x 06.1014.00E SLAVE RGB	2x 06.1049.00 FEED CABLE + 1 x 60.9658 CASAMBI 4CH PWM DIMMER
USO 140 90 Cove Lighting WHT: SA.1011.5E110 RGB: SA.1011.6E100 USO 900 Cove Lighting WHT: SA.1006.5E110 RGB: SA.1006.6E100	76	17 + 4 for corners (21)	1x 100W 60.9443	15m (0,75mm)	20m	20m	2x 06.1016.00 FEED CABLE	3x 06.1016.00 FEED CABLE + 1x 06.1022.00E MASTER 1-10V	3x 06.1016.00 FEED CABLE + 1 x 06.1022.00E REPEATER PWM + 1x 06.1019.00E DALI MASTER + 1 x 08.8297.00 2m CABLE WHT	3x 06.1016.00 FEED CABLE + 1 x 60.9658 CASAMBI 4CH PWM DIMMER + 1 x 08.8297.00 2m CABLE WHT	2x 06.1049.00 FEED CABLE + 1x 06.1012.00E MASTER DALI + 1x 06.1014.00E SLAVE RGB	2x 06.1049.00 FEED CABLE + 1x 06.1005.00E MASTER DMX + 1x 06.1014.00E SLAVE RGB	2x 06.1049.00 FEED CABLE + 1x 06.1013.00E MASTER RF + 1x 06.1014.00E SLAVE RGB	3x 06.1049.00 FEED CABLE + 1 x 60.9658 CASAMBI 4CH PWM DIMMER + 1 x 08.8297.00 2m CABLE WHT
USO 1700 Cove Lighting WHT: SA.1007.5E110 RGB: SA.1007.6E100	137	30 + 8 for corners (38)	1x 200W 60.9352	40m (1 mm)	20m	20m	4x 06.1016.00 FEED CABLE	6x 06.1016.00 FEED CABLE + 2 x 06.1022.00E MASTER 1-10V + 4 x 08.8297.00 2m CABLE	6x 06.1016.00 FEED CABLE + 1x 06.1019.00E DALI MASTER + 1x 06.1020.00E SLAVE WHT + 2x 06.1022.00E REPEATER PWM + 6 x 08.8297.00 2m CABLE WHT	4x 06.1016.00 FEED CABLE + 2 x 60.9658 CASAMBI 4CH PWM DIMMER + 6 x 08.8297.00 2m CABLE WHT	4x 06.1049.00 FEED CABLE + 1x 06.1012.00E MASTER DALI + 2x 06.1014.00E* SLAVE RGB + 6 x 08.8298.00 2m CABLE RGB	3x 06.1049.00 FEED CABLE + 1x 06.1005.00E MASTER DMX + 2x 06.1014.00E* SLAVE RGB + 6 x 08.8298.00 2m CABLE RGB	3x 06.1049.00 FEED CABLE + 1x 06.1013.00E MASTER RF + 2x 06.1014.00E* SLAVE RGB + 6 x 08.8298.00 2m CABLE RGB	4x 06.1049.00 FEED CABLE + 2 x 60.9658 CASAMBI 4CH PWM DIMMER + 6 x 08.8297.00 2m CABLE WHT
USO 2200 Cove Lighting WHT: SA.1008.5E110 RGB: SA.1008.6E100	180	38 + 12 for corners (50)	1x 240W 60.8268	40m (1 mm)	20m	20m	5x 06.1016.00 FEED CABLE	8x 06.1016.00 FEED CABLE + 2x 06.1022.00E MASTER 1-10V + 6 x 08.8297.00 2m CABLE	8x 06.1016.00 FEED CABLE + 1x 06.1019.00E DALI MASTER + 1x 06.1020.00E SLAVE WHT + 2x 06.1022.00E REPEATER PWM + 8 x 08.8297.00 2m CABLE WHT	6x 06.1016.00 FEED CABLE + 2 x 60.9658 CASAMBI 4CH PWM DIMMER + 4 x 08.8297.00 2m CABLE WHT	5x 06.1049.00 FEED CABLE + 1x 06.1012.00E MASTER DALI + 2x 06.1014.00E* SLAVE RGB + 8 x 08.8298.00 2m CABLE RGB	5x 06.1049.00 FEED CABLE + 1x 06.1005.00E MASTER DMX + 2x 06.1014.00E* SLAVE RGB + 8 x 08.8298.00 2m CABLE RGB	5x 06.1049.00 FEED CABLE + 1x 06.1013.00E MASTER RF + 2x 06.1014.00E* SLAVE RGB + 8 x 08.8298.00 2m CABLE RGB	6x 06.1049.00 FEED CABLE + 2 x 60.9658 CASAMBI 4CH PWM DIMMER + 4 x 08.8297.00 2m CABLE WHT
USO 2500 Cove Lighting WHT: SA.1009.5E110 RGB: SA.1009.6E100	194	42 + 12 for corners (54)	1x 240W 60.8268	40m (1 mm)	20m	20m								

* For USO 2500 Cove Lighting RGB - 1st Slave: 12 + 12 LED modules
2nd Slave: 10 + 10 +10 LED modules

Note: WHITE: Max. 8 modules per cable
RGB: Max. 12 modules per cable. Max. 30 Modules per Slave
CASAMBI : Max. 32 modules WHITE or 36 modules RGB per interface

CARATTERISTICHE FISICHE

Impermeabilità
Il materiale è adatto a tutte le applicazioni in ambienti interni e non assorbe l'acqua eventualmente presente in caso di umidità eccessiva. Il materiale non deve essere utilizzato in ambienti esterni.

Reazione al test sul fuoco per i prodotti per l'edilizia
Il prodotto Soft Architecture è classificato A1 o A1fl, conformemente alla norma UNE-EN 13501-1: 07 e ai metodi di test UNE-EN ISO 1716:02 e UNE-EN ISO 1182:02.

Resistenza chimica
Il materiale non deve essere esposto a sostanze chimiche liquide o cristalli deliquescenti.

Isolamento termico
Il materiale ha un valore di conduttività termica non superiore a 0,47 W/m. gr. K.

Densità
Il materiale ha una densità media di 1323 Kg/m3.

Caratteristiche strutturali
Il materiale ha le seguenti caratteristiche (in base alla norma EN 13279-2:2006).
Carico massimo di flessione: 139 N a 7,2mm di spessore.
Compressione: il carico massimo di compressione è superiore a 10000 N.
Durezza: la durezza C shore è superiore a 90.

PHYSICAL CHARACTERISTICS

Water Penetration
The material shall be suitable for all internal application, and shall not absorb moisture which may be present through excessive humidity. The material should not be used externally.

Reaction to Fire test for building products
The product Soft Architecture is classified as A1 or A1fl, according to UNE-EN 13501-1: 07, and test methods UNE-EN ISO 1716:02 and UNE-EN ISO 1182:02.

Chemical Resistance
The material shall not be exposed to liquid chemicals or deliquesced crystals.

Thermal Insulation
The material shall have a thermal conductivity value not greater than 0.47W/m. deg K.

Density
The material have a medium density of 1323 Kg/m3.

Structural Characteristics
The material shall have the following characteristics (following EN 13279-2:2006).
Flexion max load: 139N at 7.2mm thickness.
Compression: compression max load shall be bigger than 10000N.
Hardness: Shore C hardness shall be above 90.

CARATTERISTICHE DEI MATERIALI

Eco-efficienza idrica
Viene utilizzata acqua potabile dalla rete idrica, in proporzioni adeguate, per ottenere una lavorabilità ottimale. L'acqua viene riutilizzata ciclicamente, tramite filtri speciali, per prevenire danni ecologici all'ambiente prima dello smaltimento.

Agenti di sformatura
Alla superficie dello stampo vengono uniti o applicati esternamente degli agenti di sformatura, per ottimizzare il tempo di ciclo e ottenere una finitura omogenea della superficie. Tali agenti non hanno alcun effetto nocivo sulla superficie stessa del prodotto.

FEATURES OF MATERIALS

Water Eco Efficiency
Clean water from drinking network is used in correct proportion to provide optimum workability. Water is cyclically re-used through special filters to prevent ecologic damages to nature before disposal.

Mould Release Agents
Propietary mould release agents are incorporated or applied externally to the mould surface, to optimize cycle time and to achieve consistency of surface finish. These agents shall not have any adverse effect upon the surface of the produced item.

DESIGN E PRODUZIONE

Design
Per sviluppare tutti i componenti è stata impiegata la più avanzata tecnologia 3D. Tali componenti vendono disegnati e prodotti secondo un sistema di garanzia della qualità completamente documentato, conforme alla norma ISO 9001:2008.

DESIGN & MANUFACTURING

Design
Latest 3D technology has been applied to develop all components. They are being manufactured and designed in accordance with a fully documented quality assurance system complying with ISO 9001:2008.

CONTROLLO QUALITÀ

Aspetti generali
Tutti i componenti vengono controllati singolarmente per evitare difetti superficiali o di manodopera.
Normativa: UNE-EN 13815: 06; UNE-EN 14246: 07.

Ortogonalità
Tutti i componenti sono controllati singolarmente per evitare difetti di manodopera superiori a valori tra 0,5mm e 500mm dall'angolo.

Planarità
Tutti i componenti sono controllati singolarmente per evitare difetti di manodopera relativi alla planarità superiori a valori più grandi di 1mm 1m.

Spessore
Tutti i componenti per soffitti continui sono controllati singolarmente per evitare variazioni superiori a 2mm dallo spessore medio obiettivo.

Tolleranza dimensionale
Tutti i componenti sono ispezionati singolarmente per evitare una tolleranza dimensionale superiore a +/- 3mm.
Altre informazioni in www.soft-architecture.com.

Efflorescenza
Tutti i componenti con superficie illuminata/visibile sono controllati singolarmente per evitare l'efflorescenza della luce.

Fatto a mano
Questo prodotto è stato fabbricato a mano, qualsiasi imperfezione è dovuta alla sua lavorazione artigianale.

QUALITY CONTROL

General
All components are individually inspected to prevent surface or manufacturing defects.
Normative: UNE-EN 13815: 06; UNE-EN 14246: 07.

Squareness
All components are individually inspected to prevent manufacturing defects bigger than 0.5mm to 500mm from corner.

Flatness
All components are individually inspected to prevent flatness manufacturing defects bigger than 1mm in 1m.

Thickness
All components for continuous ceilings are individually inspected to prevent changes bigger than 2mm in mean target thickness.

Dimensional Tolerance
All components are individually inspected to prevent dimensional tolerance above +/- 3mm.
For more info see www.soft-architecture.com.

Eflorescence
All components with illuminated/visible surface are individually inspected to prevent light eflorescence .

Handmade
This product has been manufactured by hand. Any imperfection is because of its handcrafted process.

1-10V
1-10 V è uno dei primi e più semplici dispositivi di comando elettronici per moduli di illuminazione. Il segnale di comando è una tensione CC che varia tra uno e dieci volt. Il modulo di illuminazione comandato dovrebbe graduare la propria uscita in modo tale che a 10 V la luce comandata sia al 100% della sua resa potenziale, mentre a 1 V dovrebbe essere pari allo 0% della resa (ad es. "spento").

1-10V
1-10 V is one of the earliest and simplest electronic lighting control. The control signal is a DC voltage that varies between one and ten volts. The controlled lighting should scale its output so that at 10 V, the controlled light should be at 100% of its potential output, and at 1 V it should at 0% output (i.e. "Off").

CRI
L'indice di resa dei colori (color rendering index, CRI) è una misura quantitativa della capacità di una sorgente luminosa di riprodurre fedelmente i colori di vari oggetti rispetto a una sorgente luminosa ideale o naturale. Le sorgenti luminose con un elevato CRI sono da preferirsi nelle applicazioni in cui il colore è di fondamentale importanza.

CRI
The color rendering index (CRI) is a quantitative measure of the ability of a light source to reproduce the colors of various objects faithfully in comparison with an ideal or natural light source. Light sources with a high CRI are desirable in color-critical applications.

DALI
L'interfaccia DALI (Digital Addressable Lighting Interface) è uno standard tecnico per i sistemi basati su rete che comandano l'illuminazione negli edifici. Lo standard DALI comprende il protocollo di comunicazione e l'interfaccia elettrica per le reti di controllo dell'illuminazione.

DALI
Digital Addressable Lighting Interface (DALI) is a technical standard for network-based systems that control lighting in buildings. The DALI standard encompasses the communications protocol and electrical interface for lighting control networks.

DIMMER
I dimmer sono dispositivi utilizzati per variare la luminosità di una luce.

DIMMER
Dimmers are devices used to vary the brightness of a light.

DMX
DMX è uno standard per le reti di comunicazione digitale comunemente utilizzato per controllare le luci di scena. Consente di programmare la regolazione del colore e la variazione dell'RGB.

DMX
DMX is a standard for digital communication networks that are commonly used to control stage lighting. Allows to program the colour regulation and variation for RGB.

KELVIN
Il kelvin è utilizzato nella misurazione della temperatura del colore delle sorgenti luminose. La temperatura del colore è una caratteristica della luce visibile che presenta importanti applicazioni nell'illuminazione in quanto indica se la luce è calda (temperature di colore basse) o fredda (temperature di colore alte).

KELVIN
The kelvin is used in the measure of the color temperature of light sources. Color temperature is a characteristic of visible light that has important applications in lighting because indicates if the light is warm (low color temperatures) or cold (high color temperatures).

LUMEN
Il lumen (simbolo: lm) è l'unità di misura SI del flusso luminoso, una misura della potenza della luce percepita dall'occhio umano.

LUMEN
The lumen (symbol: lm) is the SI unit of luminous flux, a measure of the power of light perceived by the human eye.

INTERFACCIA MASTER
L'interfaccia Master è un dispositivo elettronico che riceve il segnale (DALI/DMX/...) e restituisce un segnale modulato per il LED. È in grado di comandare la luce con una intensità di corrente massima.

MASTER INTERFACE
The master interface it is an electronic device which receives the signal (DALI/DMX/…) and returns a modulated signal for the LED. It's able to control the light with a maximum power load.

ALIMENTATORE
L'alimentatore è un dispositivo che fornisce energia elettrica a uno o più carichi elettrici.

POWER SUPPLY
A power supply is a device that supplies electrical energy to one or more electric loads.

RGB
Il modello di colore RGB è un modello di colore aggiuntivo in cui le luci rossa, verde e blu sono abbinate in vari modi per riprodurre un'ampia gamma di colori. Il nome del modello proviene dalle iniziali dei tre colori primari aggiuntivi: rosso (red), verde (green) e blue (blu).

RGB
The RGB color model is an additive color model in which red, green, and blue light are added together in various ways to reproduce a broad array of colors. The name of the model comes from the initials of the three additive primary colors, red, green, and blue.

INTERFACCIA SLAVE
L'interfaccia Slave viene utilizzata per rispondere al segnale modulato dell'interfaccia Master negli impianti in cui il Master è sovraccarico.

SLAVE INTERFACE
The slave interface is used to reply the modulated signal of the master interface in installations where the master is overloaded.

Nota: I dati tecnici sono soggetti a variazione senza alcun preavviso. Le informazioni sono coerenti con le nostre attuali condizioni di produzione e riflettono i valori tipici relativi ai parametri delle specifiche di fabbricazione e per le tipiche destinazioni finali. Si declina qualsiasi responsabilità per eventuali danni causati da uno scorretto utilizzo dei prodotti.

Note: Technical data are subject to changes without any previous notice. Information is consistent with our current production conditions and reflects typical values relating to manufacturing specification parameters and for typical end uses. We accept no liability or responsibility for any damage caused by products incorrectly applied in non typical end uses.

QUICK SEARCH OF PRODUCT

Ref.	Page	Ref.	Page	Ref.	Page	Ref.	Page	Ref.	Page	Ref.	Page
03.0700.14A	614	03.0723.TKA	617	03.0805.14A	620	03.1237.ERB	679	03.2003.14A	587	03.2251.40	134
03.0700.14ANT	614	03.0730.14A	618	03.0805.40A	620	03.1237.ESB	679	03.2003.14ADA	587	03.2252.14	134
03.0700.40A	614	03.0730.40A	618	03.1200.DR	675	03.1238.DRB	679	03.2003.CUA	587	03.2252.40	134
03.0700.40ANT	614	03.0730.CEA	618	03.1200.DY	675	03.1238.DYB	679	03.2003.CUADA	587	03.2253.14	134
03.0701.14A	614	03.0730.TKA	618	03.1200.EQ	675	03.1238.EQB	679	03.2005.01A	588	03.2253.40	134
03.0701.14ANT	614	03.0731.14A	618	03.1200.ER	675	03.1238.ERB	679	03.2005.01ADA	588	03.2255.14	134
03.0701.40A	614	03.0731.40A	618	03.1200.ES	675	03.1238.ESB	679	03.2005.14A	588	03.2255.40	134
03.0701.40ANT	614	03.0731.CEA	618	03.1201.DR	675	03.1240.DRB	680	03.2005.14ADA	588	03.2256.14	134
03.0702.14A	615	03.0731.TKA	618	03.1201.DY	675	03.1240.DYB	680	03.2005.CUA	588	03.2256.40	134
03.0702.14ANT	615	03.0732.14A	618	03.1201.EQ	675	03.1240.EQB	680	03.2005.CUADA	588	03.2257.14	134
03.0702.40A	615	03.0732.40A	618	03.1201.ER	675	03.1240.ERB	680	03.2006.01B	587	03.2257.40	134
03.0702.40ANT	615	03.0732.CEA	618	03.1201.ES	675	03.1240.ESB	680	03.2006.01BDA	587	03.2258.14	134
03.0703.14A	615	03.0732.TKA	618	03.1205.DR	675	03.1241.DRB	680	03.2006.14B	587	03.2258.40	134
03.0703.14ANT	615	03.0733.14A	618	03.1205.DY	675	03.1241.DYB	680	03.2006.14BDA	587	03.2260.14	128
03.0703.40A	615	03.0733.40A	618	03.1205.EQ	675	03.1241.EQB	680	03.2006.CUB	587	03.2261.14	128
03.0703.40ANT	615	03.0733.CEA	618	03.1205.ER	675	03.1241.ERB	680	03.2006.CUBDA	587	03.2262.14	128
03.0704.14A	614	03.0733.TKA	618	03.1205.ES	675	03.1241.ESB	680	03.2007.01A	587	03.2263.14	128
03.0704.14ANT	614	03.0734.14A	618	03.1206.DR	675	03.1242.DRB	680	03.2007.01ADA	587	03.2264.14	128
03.0704.40A	614	03.0734.40A	618	03.1206.DY	675	03.1242.DYB	680	03.2007.14A	587	03.2265.14	128
03.0704.40ANT	614	03.0734.CEA	618	03.1206.EQ	675	03.1242.EQB	680	03.2007.14ADA	587	03.2266.14	128
03.0705.14A	614	03.0734.TKA	618	03.1206.ER	675	03.1242.ERB	680	03.2007.CUA	587	03.2267.14	128
03.0705.14ANT	614	03.0735.14A	618	03.1206.ES	675	03.1242.ESB	680	03.2007.CUADA	587	03.2268.14	128
03.0705.40A	614	03.0735.40A	618	03.1210.DR	676	03.1243.DRB	680	03.2008.01A	588	03.2269.14	128
03.0705.40ANT	614	03.0735.CEA	618	03.1210.DY	676	03.1243.DYB	680	03.2008.01ADA	588	03.2270.14	128
03.0706.14A	615	03.0735.TKA	618	03.1210.EQ	676	03.1243.EQB	680	03.2008.14A	588	03.2271.14	128
03.0706.14ANT	615	03.0740.14	620	03.1210.ER	676	03.1243.ERB	680	03.2008.14ADA	588	03.2272.14	128
03.0706.40A	615	03.0740.40	620	03.1210.ES	676	03.1243.ESB	680	03.2008.CUA	588	03.2273.14	128
03.0706.40ANT	615	03.0741.14	620	03.1211.DR	676	03.1245.DRB	680	03.2008.CUADA	588	03.2274.14	128
03.0707.14A	615	03.0741.40	620	03.1211.DY	676	03.1245.DYB	680	03.2210.14A	130	03.2275.14	128
03.0707.14ANT	615	03.0742.14	620	03.1211.EQ	676	03.1245.EQB	680	03.2210.40A	130	03.2280.14	129
03.0707.40A	615	03.0742.40	620	03.1211.ER	676	03.1245.ERB	680	03.2211.14A	130	03.2281.14	129
03.0707.40ANT	615	03.0743.14	620	03.1211.ES	676	03.1245.ESB	680	03.2211.40A	130	03.2282.14	129
03.0708.14A	614	03.0743.40	620	03.1215.DR	676	03.1246.DRB	680	03.2212.14A	130	03.2283.14	129
03.0708.14ANT	614	03.0744.14	620	03.1215.DY	676	03.1246.DYB	680	03.2212.40A	130	03.2284.14	129
03.0708.40A	614	03.0744.40	620	03.1215.EQ	676	03.1246.EQB	680	03.2213.14A	130	03.2285.14	129
03.0708.40ANT	614	03.0745.14	620	03.1215.ER	676	03.1246.ERB	680	03.2213.40A	130	03.2286.14	129
03.0709.14A	614	03.0745.40	620	03.1215.ES	676	03.1246.ESB	680	03.2215.14A	130	03.2287.14	129
03.0709.14ANT	614	03.0760.14A	617	03.1216.DR	676	03.1247.DRB	680	03.2215.40A	130	03.2288.14	129
03.0709.40A	614	03.0760.40A	617	03.1216.DY	676	03.1247.DYB	680	03.2216.14A	130	03.2289.14	129
03.0709.40ANT	614	03.0760.CEA	617	03.1216.EQ	676	03.1247.EQB	680	03.2216.40A	130	03.2290.14	129
03.0710.14A	615	03.0760.TKA	617	03.1216.ER	676	03.1247.ERB	680	03.2217.14A	130	03.2291.14	129
03.0710.14ANT	615	03.0761.14A	617	03.1216.ES	676	03.1247.ESB	680	03.2217.40A	130	03.2292.14	129
03.0710.40A	615	03.0761.40A	617	03.1220.DR	674	03.1248.DRB	680	03.2218.14A	130	03.2293.14	129
03.0710.40ANT	615	03.0761.CEA	617	03.1220.DY	674	03.1248.DYB	680	03.2218.40A	130	03.2294.14	129
03.0711.14A	615	03.0761.TKA	617	03.1220.EQ	674	03.1248.EQB	680	03.2220.14A	131	03.2295.14	129
03.0711.14ANT	615	03.0762.14A	617	03.1220.ER	674	03.1248.ERB	680	03.2220.40A	131	03.2300.14A	131
03.0711.40A	615	03.0762.40A	617	03.1220.ES	674	03.1248.ESB	680	03.2221.14A	131	03.2300.40A	131
03.0711.40ANT	615	03.0762.CEA	617	03.1221.DR	674	03.1250.DRB	678	03.2221.40A	131	03.2301.14A	131
03.0712.14A	616	03.0762.TKA	617	03.1221.DY	674	03.1250.DYB	678	03.2222.14A	131	03.2301.40A	131
03.0712.14ANT	616	03.0763.14A	617	03.1221.EQ	674	03.1250.EQB	678	03.2222.40A	131	03.2302.14A	131
03.0712.40A	616	03.0763.40A	617	03.1221.ER	674	03.1250.ERB	678	03.2223.14A	131	03.2302.40A	131
03.0712.40ANT	616	03.0763.CEA	617	03.1221.ES	674	03.1250.ESB	678	03.2223.40A	131	03.2303.14A	131
03.0713.14A	616	03.0763.TKA	617	03.1225.DR	674	03.1251.DRB	678	03.2225.14A	131	03.2303.40A	131
03.0713.14ANT	616	03.0764.14A	617	03.1225.DY	674	03.1251.DYB	678	03.2225.40A	131	03.2320.14	136
03.0713.40A	616	03.0764.40A	617	03.1225.EQ	674	03.1251.EQB	678	03.2226.14A	131	03.2320.40	136
03.0713.40ANT	616	03.0764.CEA	617	03.1225.ER	674	03.1251.ERB	678	03.2226.40A	131	03.2321.14	136
03.0714.14A	616	03.0764.TKA	617	03.1225.ES	674	03.1251.ESB	678	03.2227.14A	131	03.2321.40	136
03.0714.14ANT	616	03.0765.14A	617	03.1226.DR	674	03.1252.DRB	678	03.2227.40A	131	03.2322.14	136
03.0714.40A	616	03.0765.40A	617	03.1226.DY	674	03.1252.DYB	678	03.2228.14A	131	03.2322.40	136
03.0714.40ANT	616	03.0765.CEA	617	03.1226.EQ	674	03.1252.EQB	678	03.2228.40A	131	03.2323.14	136
03.0715.14A	616	03.0765.TKA	617	03.1226.ER	674	03.1252.ERB	678	03.2230.14A	132	03.2323.40	136
03.0715.14ANT	616	03.0770.14A	618	03.1226.ES	674	03.1252.ESB	678	03.2230.40A	132	03.2330.14	137
03.0715.40A	616	03.0770.40A	618	03.1230.DRB	679	03.1253.DRB	678	03.2231.14A	132	03.2330.40	137
03.0715.40ANT	616	03.0770.CEA	618	03.1230.DYB	679	03.1253.DYB	678	03.2231.40A	132	03.2331.14	137
03.0716.14A	616	03.0770.TKA	618	03.1230.EQB	679	03.1253.EQB	678	03.2232.14A	132	03.2331.40	137
03.0716.14ANT	616	03.0771.14A	618	03.1230.ERB	679	03.1253.ERB	678	03.2232.40A	132	03.2332.14	137
03.0716.40A	616	03.0771.40A	618	03.1230.ESB	679	03.1253.ESB	678	03.2233.14A	132	03.2332.40	137
03.0716.40ANT	616	03.0771.CEA	618	03.1231.DRB	679	03.1255.DRB	678	03.2233.40A	132	03.2333.14	137
03.0717.14A	616	03.0771.TKA	618	03.1231.DYB	679	03.1255.DYB	678	03.2235.14A	132	03.2333.40	137
03.0717.14ANT	616	03.0772.14A	618	03.1231.EQB	679	03.1255.EQB	678	03.2235.40A	132	03.3902.30E	518
03.0717.40A	616	03.0772.40A	618	03.1231.ERB	679	03.1255.ERB	678	03.2236.14A	132	03.3903.30E	518
03.0717.40ANT	616	03.0772.CEA	618	03.1231.ESB	679	03.1255.ESB	678	03.2236.40A	132	03.3904.30E	518
03.0718.14A	617	03.0772.TKA	618	03.1232.DRB	679	03.1256.DRB	678	03.2237.14A	132	03.3922.30E	518
03.0718.40A	617	03.0773.14A	618	03.1232.DYB	679	03.1256.DYB	678	03.2237.40A	132	03.3923.30E	518
03.0718.CEA	617	03.0773.40A	618	03.1232.EQB	679	03.1256.EQB	678	03.2238.14A	132	03.3924.30E	518
03.0718.TKA	617	03.0773.CEA	618	03.1232.ERB	679	03.1256.ERB	678	03.2238.40A	132	03.4153.74	567
03.0719.14A	617	03.0773.TKA	618	03.1232.ESB	679	03.1256.ESB	678	03.2240.14	134	03.4153.B1	567
03.0719.40A	617	03.0774.14A	618	03.1233.DRB	679	03.1257.DRB	678	03.2240.40	134	03.4153.EQ	567
03.0719.CEA	617	03.0774.40A	618	03.1233.DYB	679	03.1257.DYB	678	03.2241.14	134	03.4153.GL	567
03.0719.TKA	617	03.0774.CEA	618	03.1233.EQB	679	03.1257.EQB	678	03.2241.40	134	03.4155.74	567
03.0720.14A	617	03.0774.TKA	618	03.1233.ERB	679	03.1257.ERB	678	03.2242.14	134	03.4155.B1	567
03.0720.40A	617	03.0775.14A	618	03.1233.ESB	679	03.1257.ESB	678	03.2242.40	134	03.4155.EQ	567
03.0720.CEA	617	03.0775.40A	618	03.1235.DRB	679	03.1258.DRB	678	03.2243.14	134	03.4155.GL	567
03.0720.TKA	617	03.0775.CEA	618	03.1235.DYB	679	03.1258.DYB	678	03.2243.40	134	03.4157.74	567
03.0721.14A	617	03.0775.TKA	618	03.1235.EQB	679	03.1258.EQB	678	03.2245.14	134	03.4157.B1	567
03.0721.40A	617	03.0800.14A	620	03.1235.ERB	679	03.1258.ERB	678	03.2245.40	134	03.4157.EQ	567
03.0721.CEA	617	03.0800.40A	620	03.1235.ESB	679	03.1258.ESB	678	03.2246.14	134	03.4157.GL	567
03.0721.TKA	617	03.0801.14A	620	03.1236.DRB	679	03.2001.01B	587	03.2246.40	134	03.4160.74	573
03.0722.14A	617	03.0801.40A	620	03.1236.DYB	679	03.2001.01BDA	587	03.2247.14	134	03.4160.B1	573
03.0722.40A	617	03.0802.14A	620	03.1236.EQB	679	03.2001.14B	587	03.2247.40	134	03.4160.EQ	573
03.0722.CEA	617	03.0802.40A	620	03.1236.ERB	679	03.2001.14BDA	587	03.2248.14	134	03.4160.GL	573
03.0722.TKA	617	03.0803.14A	620	03.1236.ESB	679	03.2001.CUB	587	03.2248.40	134	03.4162.74	573
03.0723.14A	617	03.0803.40A	620	03.1237.DRB	679	03.2001.CUBDA	587	03.2250.14	134	03.4162.B1	573
03.0723.40A	617	03.0804.14A	620	03.1237.DYB	679	03.2003.01A	587	03.2250.40	134	03.4162.EQ	573
03.0723.CEA	617	03.0804.40A	620	03.1237.EQB	679	03.2003.01ADA	587	03.2251.14	134	03.4162.GL	573

QUICK SEARCH OF PRODUCT

Ref.	Page	Ref.	Page	Ref.	Page	Ref.	Page	Ref.	Page	Ref.	Page
03.4170.74	567	03.4187.GL	537	03.4210.EQ	566	03.4293.EQ.LE	572	03.4538.74	534	03.5734.ANB	694
03.4170.74.LE	569	03.4188.74	541	03.4210.GL	566	03.4293.GL	570	03.4538.74.LE	536	03.5734.ASB	694
03.4170.B1	567	03.4188.74.LE	542	03.4211.74	566	03.4293.GL.LE	572	03.4538.B1	534	03.5734.B3B	694
03.4170.B1.LE	569	03.4188.B1	541	03.4211.B1	566	03.4294.74	570	03.4538.B1.LE	536	03.5810.11B	695
03.4170.EQ	567	03.4188.B1.LE	542	03.4211.EQ	566	03.4294.B1	570	03.4538.EQ	534	03.5810.ANB	695
03.4170.EQ.LE	569	03.4188.EQ	541	03.4211.GL	566	03.4294.EQ	570	03.4538.EQ.LE	536	03.5810.ASB	695
03.4170.GL	567	03.4188.EQ.LE	542	03.4212.74	573	03.4294.GL	570	03.4538.GL	534	03.5810.B3B	695
03.4170.GL.LE	569	03.4188.GL	541	03.4212.B1	573	03.4295.74	570	03.4538.GL.LE	536	03.5811.11B	695
03.4171.74	567	03.4188.GL.LE	542	03.4212.EQ	573	03.4295.74.LE	572	03.4539.74	534	03.5811.ANB	695
03.4171.74.LE	569	03.4189.74	541	03.4212.GL	573	03.4295.B1	570	03.4539.B1	534	03.5811.ASB	695
03.4171.B1	567	03.4189.B1	541	03.4213.74	573	03.4295.B1.LE	572	03.4539.EQ	534	03.5811.B3B	695
03.4171.B1.LE	569	03.4189.EQ	541	03.4213.B1	573	03.4295.EQ	570	03.4539.GL	534	03.5813.11B	695
03.4171.EQ	567	03.4189.GL	541	03.4213.EQ	573	03.4295.EQ.LE	572	03.4540.74	534	03.5813.ANB	695
03.4171.EQ.LE	569	03.4190.74	543	03.4213.GL	573	03.4295.GL	570	03.4540.74.LE	536	03.5813.ASB	695
03.4171.GL	567	03.4190.74.LE	544	03.4218.74	578	03.4295.GL.LE	572	03.4540.B1	534	03.5813.B3B	695
03.4171.GL.LE	569	03.4190.B1	543	03.4218.B1	578	03.4296.74	570	03.4540.B1.LE	536	03.5814.11B	695
03.4172.74	567	03.4190.B1.LE	544	03.4218.EQ	578	03.4296.B1	570	03.4540.EQ	534	03.5814.ANB	695
03.4172.74.LE	569	03.4190.EQ	543	03.4218.GL	578	03.4296.EQ	570	03.4540.EQ.LE	536	03.5814.ASB	695
03.4172.B1	567	03.4190.EQ.LE	544	03.4219.74	578	03.4296.GL	570	03.4540.GL	534	03.5814.B3B	695
03.4172.B1.LE	569	03.4190.GL	543	03.4219.B1	578	03.4297.74	560	03.4540.GL.LE	536	03.5900.14	689
03.4172.EQ	567	03.4190.GL.LE	544	03.4219.EQ	578	03.4297.74.LE	562	03.4541.74	534	03.5900.18	689
03.4172.EQ.LE	569	03.4191.74	543	03.4219.GL	578	03.4297.B1	560	03.4541.B1	534	03.5900.B1	689
03.4172.GL	567	03.4191.B1	543	03.4220.74	578	03.4297.B1.LE	562	03.4541.EQ	534	03.5901.14	689
03.4172.GL.LE	569	03.4191.EQ	543	03.4220.B1	578	03.4297.EQ	560	03.4541.GL	534	03.5901.18	689
03.4176.74	563	03.4191.GL	543	03.4220.EQ	578	03.4297.EQ.LE	562	03.4542.74	537	03.5901.B1	689
03.4176.74.LE	565	03.4192.74	560	03.4220.GL	578	03.4297.GL	560	03.4542.74.LE	539	03.5903.14	689
03.4176.B1	563	03.4192.74.LE	562	03.4221.74	578	03.4297.GL.LE	562	03.4542.B1	537	03.5903.18	689
03.4176.B1.LE	565	03.4192.B1	560	03.4221.B1	578	03.4298.74	560	03.4542.B1.LE	539	03.5903.B1	689
03.4176.EQ	563	03.4192.B1.LE	562	03.4221.EQ	578	03.4298.B1	560	03.4542.EQ	537	03.5904.14	689
03.4176.EQ.LE	565	03.4192.EQ	560	03.4221.GL	578	03.4298.EQ	560	03.4542.EQ.LE	539	03.5904.18	689
03.4176.GL	563	03.4192.EQ.LE	562	03.4226.74	533	03.4298.GL	560	03.4542.GL	537	03.5904.B1	689
03.4176.GL.LE	565	03.4192.GL	560	03.4226.B1	533	03.4520.11B	694	03.4542.GL.LE	539	03.5905.14	689
03.4177.74	563	03.4192.GL.LE	562	03.4226.EQ	533	03.4520.ANB	694	03.4543.74	537	03.5905.18	689
03.4177.B1	563	03.4193.74	560	03.4226.GL	533	03.4520.ASB	694	03.4543.B1	537	03.5905.B1	689
03.4177.EQ	563	03.4193.B1	560	03.4227.74	533	03.4520.B3B	694	03.4543.EQ	537	03.5907.14	689
03.4177.GL	563	03.4193.EQ	560	03.4227.B1	533	03.4521.11B	694	03.4543.GL	537	03.5907.18	689
03.4178.74	563	03.4193.GL	560	03.4227.EQ	533	03.4521.ANB	694	03.4544.74	537	03.5907.B1	689
03.4178.74.LE	565	03.4194.74	563	03.4227.GL	533	03.4521.ASB	694	03.4544.74.LE	539	03.5908.14	689
03.4178.B1	563	03.4194.74.LE	565	03.4228.74	533	03.4521.B3B	694	03.4544.B1	537	03.5908.18	689
03.4178.B1.LE	565	03.4194.B1	563	03.4228.B1	533	03.4523.11B	694	03.4544.B1.LE	539	03.5908.B1	689
03.4178.EQ	563	03.4194.B1.LE	565	03.4228.EQ	533	03.4523.ANB	694	03.4544.EQ	537	03.5909.14	689
03.4178.EQ.LE	565	03.4194.EQ	563	03.4228.GL	533	03.4523.ASB	694	03.4544.EQ.LE	539	03.5909.18	689
03.4178.GL	563	03.4194.EQ.LE	565	03.4229.74	533	03.4523.B3B	694	03.4544.GL	537	03.5909.B1	689
03.4178.GL.LE	565	03.4194.GL	563	03.4229.B1	533	03.4524.11B	694	03.4544.GL.LE	539	03.5910.14	692
03.4179.74	563	03.4194.GL.LE	565	03.4229.EQ	533	03.4524.ANB	694	03.4545.74	537	03.5910.18	692
03.4179.B1	563	03.4195.74	563	03.4229.GL	533	03.4524.ASB	694	03.4545.B1	537	03.5910.B1	692
03.4179.EQ	563	03.4195.B1	563	03.4234.74	540	03.4524.B3B	694	03.4545.EQ	537	03.5911.14	692
03.4179.GL	563	03.4195.EQ	563	03.4234.B1	540	03.4530.74	527	03.4545.GL	537	03.5911.18	692
03.4180.74	527	03.4195.GL	563	03.4234.EQ	540	03.4530.74.LE	529	03.4572.74	547	03.5911.B1	692
03.4180.74.LE	529	03.4196.74	574	03.4234.GL	540	03.4530.B1	527	03.4572.B1	547	03.5913.14	692
03.4180.B1	527	03.4196.74.LE	575	03.4235.74	540	03.4530.B1.LE	529	03.4572.EQ	547	03.5913.18	692
03.4180.B1.LE	529	03.4196.B1	574	03.4235.B1	540	03.4530.EQ	527	03.4572.GL	547	03.5913.B1	692
03.4180.EQ	527	03.4196.B1.LE	575	03.4235.EQ	540	03.4530.EQ.LE	529	03.5330.29	250	03.5914.14	692
03.4180.EQ.LE	529	03.4196.EQ	574	03.4235.GL	540	03.4530.GL	527	03.5330.40	250	03.5914.18	692
03.4180.GL	527	03.4196.EQ.LE	575	03.4236.74	540	03.4530.GL.LE	529	03.5330.AN	250	03.5914.B1	692
03.4180.GL.LE	529	03.4196.GL	574	03.4236.B1	540	03.4531.74	527	03.5331.29	250	03.5915.14	692
03.4181.74	527	03.4196.GL.LE	575	03.4236.EQ	540	03.4531.B1	527	03.5331.40	250	03.5915.18	692
03.4181.B1	527	03.4197.74	574	03.4236.GL	540	03.4531.EQ	527	03.5331.AN	250	03.5915.B1	692
03.4181.EQ	527	03.4197.B1	574	03.4237.74	540	03.4531.GL	527	03.5332.29	250	03.5917.14	692
03.4181.GL	527	03.4197.EQ	574	03.4237.B1	540	03.4532.74	527	03.5332.40	250	03.5917.18	692
03.4182.74	530	03.4197.GL	574	03.4237.EQ	540	03.4532.74.LE	529	03.5332.AN	250	03.5917.B1	692
03.4182.74.LE	532	03.4198.74	576	03.4237.GL	540	03.4532.B1	527	03.5333.29	250	03.5918.14	692
03.4182.B1	530	03.4198.74.LE	577	03.4242.74	545	03.4532.B1.LE	529	03.5333.40	250	03.5918.18	692
03.4182.B1.LE	532	03.4198.B1	576	03.4242.B1	545	03.4532.EQ	527	03.5333.AN	250	03.5918.B1	692
03.4182.EQ	530	03.4198.B1.LE	577	03.4242.EQ	545	03.4532.EQ.LE	529	03.5334.29	250	03.5919.14	692
03.4182.EQ.LE	532	03.4198.EQ	576	03.4242.GL	545	03.4532.GL	527	03.5334.40	250	03.5919.18	692
03.4182.GL	530	03.4198.EQ.LE	577	03.4243.74	545	03.4532.GL.LE	529	03.5334.AN	250	03.5919.B1	692
03.4182.GL.LE	532	03.4198.GL	576	03.4243.B1	545	03.4533.74	527	03.5335.29	250	03.5920.14	688
03.4183.74	530	03.4198.GL.LE	577	03.4243.EQ	545	03.4533.B1	527	03.5335.40	250	03.5920.18	688
03.4183.B1	530	03.4199.74	576	03.4243.GL	545	03.4533.EQ	527	03.5335.AN	250	03.5920.B1	688
03.4183.EQ	530	03.4199.B1	576	03.4244.74	545	03.4533.GL	527	03.5336.29	250	03.5921.14	688
03.4183.GL	530	03.4199.EQ	576	03.4244.B1	545	03.4534.74	530	03.5336.40	250	03.5921.18	688
03.4184.74	534	03.4199.GL	576	03.4244.EQ	545	03.4534.74.LE	532	03.5336.AN	250	03.5921.B1	688
03.4184.74.LE	536	03.4200.74	570	03.4244.GL	545	03.4534.B1	530	03.5337.29	250	03.5923.14	688
03.4184.B1	534	03.4200.74.LE	572	03.4245.74	545	03.4534.B1.LE	532	03.5337.40	250	03.5923.18	688
03.4184.B1.LE	536	03.4200.B1	570	03.4245.B1	545	03.4534.EQ	530	03.5337.AN	250	03.5923.B1	688
03.4184.EQ	534	03.4200.B1.LE	572	03.4245.EQ	545	03.4534.EQ.LE	532	03.5338.29	250	03.5924.14	688
03.4184.EQ.LE	536	03.4200.EQ	570	03.4245.GL	545	03.4534.GL	530	03.5338.40	250	03.5924.18	688
03.4184.GL	534	03.4200.EQ.LE	572	03.4287.74	560	03.4534.GL.LE	532	03.5338.AN	250	03.5924.B1	688
03.4184.GL.LE	536	03.4200.GL	570	03.4287.74.LE	562	03.4535.74	530	03.5339.29	250	03.5925.14	688
03.4185.74	534	03.4200.GL.LE	572	03.4287.B1	560	03.4535.B1	530	03.5339.40	250	03.5925.18	688
03.4185.B1	534	03.4201.74	570	03.4287.B1.LE	562	03.4535.EQ	530	03.5339.AN	250	03.5925.B1	688
03.4185.EQ	534	03.4201.B1	570	03.4287.EQ	560	03.4535.GL	530	03.5730.11B	694	03.5927.14	688
03.4185.GL	534	03.4201.EQ	570	03.4287.EQ.LE	562	03.4536.74	530	03.5730.ANB	694	03.5927.18	688
03.4186.74	537	03.4201.GL	570	03.4287.GL	560	03.4536.74.LE	532	03.5730.ASB	694	03.5927.B1	688
03.4186.74.LE	539	03.4208.74	566	03.4287.GL.LE	562	03.4536.B1	530	03.5730.B3B	694	03.5928.14	688
03.4186.B1	537	03.4208.B1	566	03.4288.74	560	03.4536.B1.LE	532	03.5731.11B	694	03.5928.18	688
03.4186.B1.LE	539	03.4208.EQ	566	03.4288.B1	560	03.4536.EQ	530	03.5731.ANB	694	03.5928.B1	688
03.4186.EQ	537	03.4208.GL	566	03.4288.EQ	560	03.4536.EQ.LE	532	03.5731.ASB	694	03.5929.14	688
03.4186.EQ.LE	539	03.4209.74	566	03.4288.GL	560	03.4536.GL	530	03.5731.B3B	694	03.5929.18	688
03.4186.GL	537	03.4209.B1	566	03.4293.74	570	03.4536.GL.LE	532	03.5733.11B	694	03.5929.B1	688
03.4186.GL.LE	539	03.4209.EQ	566	03.4293.74.LE	572	03.4537.74	530	03.5733.ANB	694	03.5930.14	691
03.4187.74	537	03.4209.GL	566	03.4293.B1	570	03.4537.B1	530	03.5733.ASB	694	03.5930.18	691
03.4187.B1	537	03.4210.74	566	03.4293.B1.LE	572	03.4537.EQ	530	03.5733.B3B	694	03.5930.B1	691
03.4187.EQ	537	03.4210.B1	566	03.4293.EQ	570	03.4537.GL	530	03.5734.11B	694	03.5931.14	691

QUICK SEARCH OF PRODUCT

Ref.	Page	Ref.	Page	Ref.	Page	Ref.	Page	Ref.	Page	Ref.	Page
03.5931.18	691	03.6005.18ADA	689	03.6025.18	688	03.6045.14ADA	690	03.6262.14.CB	181	03.6800.14A1V	602
03.5931.B1	691	03.6005.B1	689	03.6025.18ADA	688	03.6045.18	690	03.6263.14ADA	181	03.6800.14BDA	602
03.5933.14	691	03.6005.B1ADA	689	03.6025.B1	688	03.6045.18ADA	690	03.6263.14B	181	03.6800.40A	602
03.5933.18	691	03.6007.14	689	03.6025.B1ADA	688	03.6045.B1	690	03.6263.14.CB	181	03.6800.40A1V	602
03.5933.B1	691	03.6007.14ADA	689	03.6027.14	688	03.6045.B1ADA	690	03.6272.06D	182	03.6800.40BDA	602
03.5934.14	691	03.6007.18	689	03.6027.14ADA	688	03.6047.14	690	03.6272.06DCB	182	03.6801.14A	602
03.5934.18	691	03.6007.18ADA	689	03.6027.18	688	03.6047.14ADA	690	03.6272.06EDA	182	03.6801.14A1V	602
03.5934.B1	691	03.6007.B1	689	03.6027.18ADA	688	03.6047.18	690	03.6272.14D	182	03.6801.14BDA	602
03.5935.14	691	03.6007.B1ADA	689	03.6027.B1	688	03.6047.18ADA	690	03.6272.14DCB	182	03.6801.40A	602
03.5935.18	691	03.6008.14	689	03.6027.B1ADA	688	03.6047.B1	690	03.6272.14EDA	182	03.6801.40A1V	602
03.5935.B1	691	03.6008.14ADA	689	03.6028.14	688	03.6047.B1ADA	690	03.6272.30D	182	03.6801.40BDA	602
03.5937.14	691	03.6008.18	689	03.6028.14ADA	688	03.6048.14	690	03.6272.30DCB	182	03.6802.14A	602
03.5937.18	691	03.6008.18ADA	689	03.6028.18	688	03.6048.14ADA	690	03.6272.30EDA	182	03.6802.14A1V	602
03.5937.B1	691	03.6008.B1	689	03.6028.18ADA	688	03.6048.18	690	03.6273.06D	182	03.6802.14BDA	602
03.5938.14	691	03.6008.B1ADA	689	03.6028.B1	688	03.6048.18ADA	690	03.6273.06DCB	182	03.6802.40A	602
03.5938.18	691	03.6009.14	689	03.6028.B1ADA	688	03.6048.B1	690	03.6273.06EDA	182	03.6802.40A1V	602
03.5938.B1	691	03.6009.14ADA	689	03.6029.14	688	03.6048.B1ADA	690	03.6273.14D	182	03.6802.40BDA	602
03.5939.14	691	03.6009.18	689	03.6029.14ADA	688	03.6049.14	690	03.6273.14DCB	182	03.6803.14A	604
03.5939.18	691	03.6009.18ADA	689	03.6029.18	688	03.6049.14ADA	690	03.6273.14EDA	182	03.6803.14A1V	604
03.5939.B1	691	03.6009.B1	689	03.6029.18ADA	688	03.6049.18	690	03.6273.30D	182	03.6803.14BDA	604
03.5940.14	690	03.6009.B1ADA	689	03.6029.B1	688	03.6049.18ADA	690	03.6273.30DCB	182	03.6803.40A	604
03.5940.18	690	03.6010.14	692	03.6029.B1ADA	688	03.6049.B1	690	03.6273.30EDA	182	03.6803.40A1V	604
03.5940.B1	690	03.6010.14ADA	692	03.6030.14	691	03.6049.B1ADA	690	03.6274.14B	164	03.6803.40BDA	604
03.5941.14	690	03.6010.18	692	03.6030.14ADA	691	03.6050.14	693	03.6274.14BCB	164	03.6804.14A	604
03.5941.18	690	03.6010.18ADA	692	03.6030.18	691	03.6050.14ADA	693	03.6274.14BDA	164	03.6804.14A1V	604
03.5941.B1	690	03.6010.B1	692	03.6030.18ADA	691	03.6050.18	693	03.6274.40B	164	03.6804.14BDA	604
03.5943.14	690	03.6010.B1ADA	692	03.6030.B1	691	03.6050.18ADA	693	03.6274.40BCB	164	03.6804.40A	604
03.5943.18	690	03.6011.14	692	03.6030.B1ADA	691	03.6050.B1	693	03.6274.40BDA	164	03.6804.40A1V	604
03.5943.B1	690	03.6011.14ADA	692	03.6031.14	691	03.6050.B1ADA	693	03.6275.14B	164	03.6804.40BDA	604
03.5944.14	690	03.6011.18	692	03.6031.14ADA	691	03.6051.14	693	03.6275.14BCB	164	03.6805.14A	604
03.5944.18	690	03.6011.18ADA	692	03.6031.18	691	03.6051.14ADA	693	03.6275.14BDA	164	03.6805.14A1V	604
03.5944.B1	690	03.6011.B1	692	03.6031.18ADA	691	03.6051.18	693	03.6275.40B	164	03.6805.14BDA	604
03.5945.14	690	03.6011.B1ADA	692	03.6031.B1	691	03.6051.18ADA	693	03.6275.40BCB	164	03.6805.40A	604
03.5945.18	690	03.6013.14	692	03.6031.B1ADA	691	03.6051.B1	693	03.6275.40BDA	164	03.6805.40A1V	604
03.5945.B1	690	03.6013.14ADA	692	03.6033.14	691	03.6051.B1ADA	693	03.6277.14B	164	03.6805.40BDA	604
03.5947.14	690	03.6013.18	692	03.6033.14ADA	691	03.6053.14	693	03.6277.14BCB	164	03.6806.14A	604
03.5947.18	690	03.6013.18ADA	692	03.6033.18	691	03.6053.14ADA	693	03.6277.14BDA	164	03.6806.14A1V	604
03.5947.B1	690	03.6013.B1	692	03.6033.18ADA	691	03.6053.18	693	03.6277.40B	164	03.6806.14BDA	604
03.5948.14	690	03.6013.B1ADA	692	03.6033.B1	691	03.6053.18ADA	693	03.6277.40BCB	164	03.6806.40A	604
03.5948.18	690	03.6014.14	692	03.6033.B1ADA	691	03.6053.B1	693	03.6277.40BDA	164	03.6806.40A1V	604
03.5948.B1	690	03.6014.14ADA	692	03.6034.14	691	03.6053.B1ADA	693	03.6278.14B	164	03.6806.40BDA	604
03.5949.14	690	03.6014.18	692	03.6034.14ADA	691	03.6054.14	693	03.6278.14BCB	164	03.6807.14A	604
03.5949.18	690	03.6014.18ADA	692	03.6034.18	691	03.6054.14ADA	693	03.6278.14BDA	164	03.6807.14A1V	604
03.5949.B1	690	03.6014.B1	692	03.6034.18ADA	691	03.6054.18	693	03.6278.40B	164	03.6807.14BDA	604
03.5950.14	693	03.6014.B1ADA	692	03.6034.B1	691	03.6054.18ADA	693	03.6278.40BCB	164	03.6807.40A	604
03.5950.18	693	03.6015.14	692	03.6034.B1ADA	691	03.6054.B1	693	03.6278.40BDA	164	03.6807.40A1V	604
03.5950.B1	693	03.6015.14ADA	692	03.6035.14	691	03.6054.B1ADA	693	03.6284.14C	163	03.6807.40BDA	604
03.5951.14	693	03.6015.18	692	03.6035.14ADA	691	03.6055.14	693	03.6284.14CCB	163	03.6808.14A	604
03.5951.18	693	03.6015.18ADA	692	03.6035.18	691	03.6055.14ADA	693	03.6284.14CDA	163	03.6808.14A1V	604
03.5951.B1	693	03.6015.B1	692	03.6035.18ADA	691	03.6055.18	693	03.6284.40C	163	03.6808.14BDA	604
03.5953.14	693	03.6015.B1ADA	692	03.6035.B1	691	03.6055.18ADA	693	03.6284.40CCB	163	03.6808.40A	604
03.5953.18	693	03.6017.14	692	03.6035.B1ADA	691	03.6055.B1	693	03.6284.40CDA	163	03.6808.40A1V	604
03.5953.B1	693	03.6017.14ADA	692	03.6037.14	691	03.6055.B1ADA	693	03.6285.14C	163	03.6808.40BDA	604
03.5954.14	693	03.6017.18	692	03.6037.14ADA	691	03.6057.14	693	03.6285.14CCB	163	03.6809.1BA	600
03.5954.18	693	03.6017.18ADA	692	03.6037.18	691	03.6057.14ADA	693	03.6285.14CDA	163	03.6809.1BA1V	600
03.5954.B1	693	03.6017.B1	692	03.6037.18ADA	691	03.6057.18	693	03.6285.40C	163	03.6809.1BBDA	600
03.5955.14	693	03.6017.B1ADA	692	03.6037.B1	691	03.6057.18ADA	693	03.6285.40CCB	163	03.6809.1CA	600
03.5955.18	693	03.6018.14	692	03.6037.B1ADA	691	03.6057.B1	693	03.6285.40CDA	163	03.6809.1CADA	600
03.5955.B1	693	03.6018.14ADA	692	03.6038.14	691	03.6057.B1ADA	693	03.6286.14C	163	03.6809.3BA	600
03.5957.14	693	03.6018.18	692	03.6038.14ADA	691	03.6058.14	693	03.6286.14CCB	163	03.6809.3BA1V	600
03.5957.18	693	03.6018.18ADA	692	03.6038.18	691	03.6058.14ADA	693	03.6286.14CDA	163	03.6809.3BBDA	600
03.5957.B1	693	03.6018.B1	692	03.6038.18ADA	691	03.6058.18	693	03.6286.40C	163	03.6809.3CA	600
03.5958.14	693	03.6018.B1ADA	692	03.6038.B1	691	03.6058.18ADA	693	03.6286.40CCB	163	03.6809.3CADA	600
03.5958.18	693	03.6019.14	692	03.6038.B1ADA	691	03.6058.B1	693	03.6286.40CDA	163	03.6810.1BA	600
03.5958.B1	693	03.6019.14ADA	692	03.6039.14	691	03.6058.B1ADA	693	03.6287.14C	163	03.6810.1BA1V	600
03.5959.14	693	03.6019.18	692	03.6039.14ADA	691	03.6059.14	693	03.6287.14CCB	163	03.6810.1BBDA	600
03.5959.18	693	03.6019.18ADA	692	03.6039.18	691	03.6059.14ADA	693	03.6287.14CDA	163	03.6810.1CA	600
03.5959.B1	693	03.6019.B1	692	03.6039.18ADA	691	03.6059.18	693	03.6287.40C	163	03.6810.1CADA	600
03.6000.14	689	03.6019.B1ADA	692	03.6039.B1	691	03.6059.18ADA	693	03.6287.40CCB	163	03.6810.3BA	600
03.6000.14ADA	689	03.6020.14	688	03.6039.B1ADA	691	03.6059.B1	693	03.6287.40CDA	163	03.6810.3BA1V	600
03.6000.18	689	03.6020.14ADA	688	03.6040.14	690	03.6059.B1ADA	693	03.6295.14A	180	03.6810.3BBDA	600
03.6000.18ADA	689	03.6020.18	688	03.6040.14ADA	690	03.6150.05	611	03.6295.14ACB	180	03.6810.3CA	600
03.6000.B1	689	03.6020.18ADA	688	03.6040.18	690	03.6150.14	611	03.6295.14ADA	180	03.6810.3CADA	600
03.6000.B1ADA	689	03.6020.B1	688	03.6040.18ADA	690	03.6150.30	611	03.6296.14A	180	03.6811.1BA	600
03.6001.14	689	03.6020.B1ADA	688	03.6040.B1	690	03.6150.GN	611	03.6296.14ACB	180	03.6811.1BA1V	600
03.6001.14ADA	689	03.6021.14	688	03.6040.B1ADA	690	03.6154.05A	611	03.6296.14ADA	180	03.6811.1BBDA	600
03.6001.18	689	03.6021.14ADA	688	03.6041.14	690	03.6154.14A	611	03.6297.14A	180	03.6811.1CA	600
03.6001.18ADA	689	03.6021.18	688	03.6041.14ADA	690	03.6154.30A	611	03.6297.14ACB	180	03.6811.1CADA	600
03.6001.B1	689	03.6021.18ADA	688	03.6041.18	690	03.6154.GNA	611	03.6297.14ADA	180	03.6811.3BA	600
03.6001.B1ADA	689	03.6021.B1	688	03.6041.18ADA	690	03.6170.05	669	03.6298.14A	180	03.6811.3BA1V	600
03.6003.14	689	03.6021.B1ADA	688	03.6041.B1	690	03.6170.14	669	03.6298.14ACB	180	03.6811.3BBDA	600
03.6003.14ADA	689	03.6023.14	688	03.6041.B1ADA	690	03.6170.30	669	03.6298.14ADA	180	03.6811.3CA	600
03.6003.18	689	03.6023.14ADA	688	03.6043.14	690	03.6170.GN	669	03.6302.14B	162	03.6811.3CADA	600
03.6003.18ADA	689	03.6023.18	688	03.6043.14ADA	690	03.6174.05A	669	03.6302.14BCB	162	03.6812.1BA	606
03.6003.B1	689	03.6023.18ADA	688	03.6043.18	690	03.6174.14A	669	03.6302.14CDA	162	03.6812.1BA1V	606
03.6003.B1ADA	689	03.6023.B1	688	03.6043.18ADA	690	03.6174.30A	669	03.6303.14B	162	03.6812.1BBDA	606
03.6004.14	689	03.6023.B1ADA	688	03.6043.B1	690	03.6174.GNA	669	03.6303.14BCB	162	03.6812.1CA	606
03.6004.14ADA	689	03.6024.14	688	03.6043.B1ADA	690	03.6260.14ADA	181	03.6303.14CDA	162	03.6812.1CA1V	606
03.6004.18	689	03.6024.14ADA	688	03.6044.14	690	03.6260.14B	181	03.6305.14C	179	03.6812.1CBDA	606
03.6004.18ADA	689	03.6024.18	688	03.6044.14ADA	690	03.6260.14.CB	181	03.6305.14CCB	179	03.6812.3BA	606
03.6004.B1	689	03.6024.18ADA	688	03.6044.18	690	03.6261.14ADA	181	03.6305.14CDA	179	03.6812.3BA1V	606
03.6004.B1ADA	689	03.6024.B1	688	03.6044.18ADA	690	03.6261.14B	181	03.6306.14C	179	03.6812.3BBDA	606
03.6005.14	689	03.6024.B1ADA	688	03.6044.B1	690	03.6261.14.CB	181	03.6306.14CCB	179	03.6812.3CA	606
03.6005.14ADA	689	03.6025.14	688	03.6044.B1ADA	690	03.6262.14ADA	181	03.6306.14CDA	179	03.6812.3CA1V	606
03.6005.18	689	03.6025.14ADA	688	03.6045.14	690	03.6262.14B	181	03.6800.14A	602	03.6812.3CBDA	606

QUICK SEARCH OF PRODUCT

Ref.	Page	Ref.	Page	Ref.	Page	Ref.	Page	Ref.	Page	Ref.	Page
03.6813.1BA	606	03.6827.06BDA	607	03.7312.40BDA	411	03.7354.40ANI	423	03.7378.40ACB	435	03.8028.40	206
03.6813.1BA1V	606	03.6827.40A	607	03.7313.14A	411	03.7354.40BDA	423	03.7378.40ANI	435	03.8028.40.1V	206
03.6813.1BBDA	606	03.6827.40A1V	607	03.7313.14ACB	411	03.7355.14A	423	03.7378.40BDA	435	03.8028.40.CB	206
03.6813.1CA	606	03.6827.40BDA	607	03.7313.14ANI	411	03.7355.14ACB	423	03.7379.14A	435	03.8028.40.DA	206
03.6813.1CA1V	606	03.6828.06A	607	03.7313.14BDA	411	03.7355.14ANI	423	03.7379.14ACB	435	03.8032.05A	52
03.6813.1CBDA	606	03.6828.06A1V	607	03.7313.40A	411	03.7355.14BDA	423	03.7379.14ANI	435	03.8032.05A	200
03.6813.3BA	606	03.6828.06BDA	607	03.7313.40ACB	411	03.7355.40A	423	03.7379.14BDA	435	03.8032.05A1V	52
03.6813.3BA1V	606	03.6828.40A	607	03.7313.40ANI	411	03.7355.40ACB	423	03.7379.40A	435	03.8032.05A1V	200
03.6813.3BBDA	606	03.6828.40A1V	607	03.7313.40BDA	411	03.7355.40ANI	423	03.7379.40ACB	435	03.8032.05ACB	52
03.6813.3CA	606	03.6828.40BDA	607	03.7316.14A	415	03.7355.40BDA	423	03.7379.40ANI	435	03.8032.05ACB	200
03.6813.3CA1V	606	03.6829.06A	607	03.7316.14ACB	415	03.7358.14A	427	03.7379.40BDA	435	03.8032.05ADA	52
03.6813.3CBDA	606	03.6829.06A1V	607	03.7316.14ANI	415	03.7358.14ACB	427	03.8000.14	199	03.8032.05ADA	200
03.6814.1BA	606	03.6829.06BDA	607	03.7316.14BDA	415	03.7358.14ANI	427	03.8000.14.1V	199	03.8032.14A	52
03.6814.1BA1V	606	03.6829.40A	607	03.7316.40A	415	03.7358.14BDA	427	03.8000.14.CB	199	03.8032.14A	200
03.6814.1BBDA	606	03.6829.40A1V	607	03.7316.40ACB	415	03.7358.40A	427	03.8000.14.DA	199	03.8032.14A1V	52
03.6814.1CA	606	03.6829.40BDA	607	03.7316.40ANI	415	03.7358.40ACB	427	03.8001.14	199	03.8032.14A1V	200
03.6814.1CA1V	606	03.7000.14	156	03.7316.40BDA	415	03.7358.40ANI	427	03.8001.14.1V	199	03.8032.14ACB	52
03.6814.1CBDA	606	03.7000.14ADA	156	03.7317.14A	415	03.7358.40BDA	427	03.8001.14.CB	199	03.8032.14ACB	200
03.6814.3BA	606	03.7000.14.CB	156	03.7317.14ACB	415	03.7359.14A	427	03.8001.14.DA	199	03.8032.14ADA	52
03.6814.3BA1V	606	03.7001.14	156	03.7317.14ANI	415	03.7359.14ACB	427	03.8002.14	199	03.8032.14ADA	200
03.6814.3BBDA	606	03.7001.14ADA	156	03.7317.14BDA	415	03.7359.14ANI	427	03.8002.14.1V	199	03.8032.40A	52
03.6814.3CA	606	03.7001.14.CB	156	03.7317.40A	415	03.7359.14BDA	427	03.8002.14.CB	199	03.8032.40A	200
03.6814.3CA1V	606	03.7002.14	156	03.7317.40ACB	415	03.7359.40A	427	03.8002.14.DA	199	03.8032.40A1V	52
03.6814.3CBDA	606	03.7002.14ADA	156	03.7317.40ANI	415	03.7359.40ACB	427	03.8003.14	199	03.8032.40A1V	200
03.6815.14A	603	03.7002.14.CB	156	03.7317.40BDA	415	03.7359.40ANI	427	03.8003.14.1V	199	03.8032.40ACB	52
03.6815.14A1V	603	03.7003.14	156	03.7320.14A	415	03.7359.40BDA	427	03.8003.14.CB	199	03.8032.40ACB	200
03.6815.14BDA	603	03.7003.14ADA	156	03.7320.14ACB	415	03.7362.14A	427	03.8003.14.DA	199	03.8032.40ADA	52
03.6815.40A	603	03.7003.14.CB	156	03.7320.14ANI	415	03.7362.14ACB	427	03.8004.14	199	03.8032.40ADA	200
03.6815.40A1V	603	03.7004.14	156	03.7320.14BDA	415	03.7362.14ANI	427	03.8004.14.1V	199	03.8033.05A	52
03.6815.40BDA	603	03.7004.14ADA	156	03.7320.40A	415	03.7362.14BDA	427	03.8004.14.CB	199	03.8033.05A	200
03.6816.14A	603	03.7004.14.CB	156	03.7320.40ACB	415	03.7362.40A	427	03.8004.14.DA	199	03.8033.05A1V	52
03.6816.14A1V	603	03.7005.14	156	03.7320.40ANI	415	03.7362.40ACB	427	03.8005.14	199	03.8033.05A1V	200
03.6816.14BDA	603	03.7005.14ADA	156	03.7320.40BDA	415	03.7362.40ANI	427	03.8005.14.1V	199	03.8033.05ACB	52
03.6816.40A	603	03.7005.14.CB	156	03.7321.14A	415	03.7362.40BDA	427	03.8005.14.CB	199	03.8033.05ACB	200
03.6816.40A1V	603	03.7006.14	156	03.7321.14ACB	415	03.7363.14A	427	03.8005.14.DA	199	03.8033.05ADA	52
03.6816.40BDA	603	03.7006.14ADA	156	03.7321.14ANI	415	03.7363.14ACB	427	03.8006.14	199	03.8033.05ADA	200
03.6817.14A	603	03.7006.14.CB	156	03.7321.14BDA	415	03.7363.14ANI	427	03.8006.14.1V	199	03.8033.14A	52
03.6817.14A1V	603	03.7007.14	156	03.7321.40A	415	03.7363.14BDA	427	03.8006.14.CB	199	03.8033.14A	200
03.6817.14BDA	603	03.7007.14ADA	156	03.7321.40ACB	415	03.7363.40A	427	03.8006.14.DA	199	03.8033.14A1V	52
03.6817.40A	603	03.7007.14.CB	156	03.7321.40ANI	415	03.7363.40ACB	427	03.8007.14	199	03.8033.14A1V	200
03.6817.40A1V	603	03.7300.14A	407	03.7321.40BDA	415	03.7363.40ANI	427	03.8007.14.1V	199	03.8033.14ACB	52
03.6817.40BDA	603	03.7300.14ACB	407	03.7324.14A	419	03.7363.40BDA	427	03.8007.14.CB	199	03.8033.14ACB	200
03.6818.14A	605	03.7300.14ANI	407	03.7324.14ACB	419	03.7366.14A	431	03.8007.14.DA	199	03.8033.14ADA	52
03.6818.14A1V	605	03.7300.14BDA	407	03.7324.14ANI	419	03.7366.14ACB	431	03.8008.14	199	03.8033.14ADA	200
03.6818.14BDA	605	03.7300.40A	407	03.7324.14BDA	419	03.7366.14ANI	431	03.8008.14.1V	199	03.8033.40A	52
03.6818.40A	605	03.7300.40ACB	407	03.7324.40A	419	03.7366.14BDA	431	03.8008.14.CB	199	03.8033.40A	200
03.6818.40A1V	605	03.7300.40ANI	407	03.7324.40ACB	419	03.7366.40A	431	03.8008.14.DA	199	03.8033.40A1V	52
03.6818.40BDA	605	03.7300.40BDA	407	03.7324.40ANI	419	03.7366.40ACB	431	03.8009.14	199	03.8033.40A1V	200
03.6819.14A	605	03.7301.14A	407	03.7324.40BDA	419	03.7366.40ANI	431	03.8009.14.1V	199	03.8033.40ACB	52
03.6819.14A1V	605	03.7301.14ACB	407	03.7325.14A	419	03.7366.40BDA	431	03.8009.14.CB	199	03.8033.40ACB	200
03.6819.14BDA	605	03.7301.14ANI	407	03.7325.14ACB	419	03.7367.14A	431	03.8009.14.DA	199	03.8033.40ADA	52
03.6819.40A	605	03.7301.14BDA	407	03.7325.14ANI	419	03.7367.14ACB	431	03.8025.05	206	03.8033.40ADA	200
03.6819.40A1V	605	03.7301.40A	407	03.7325.14BDA	419	03.7367.14ANI	431	03.8025.05.1V	206	03.8042.05A	53
03.6819.40BDA	605	03.7301.40ACB	407	03.7325.40A	419	03.7367.14BDA	431	03.8025.05.CB	206	03.8042.05A	201
03.6820.14A	605	03.7301.40ANI	407	03.7325.40ACB	419	03.7367.40A	431	03.8025.05.DA	206	03.8042.05A1V	53
03.6820.14A1V	605	03.7301.40BDA	407	03.7325.40ANI	419	03.7367.40ACB	431	03.8025.14	206	03.8042.05A1V	201
03.6820.14BDA	605	03.7304.14A	407	03.7325.40BDA	419	03.7367.40ANI	431	03.8025.14.1V	206	03.8042.05ACB	53
03.6820.40A	605	03.7304.14ACB	407	03.7328.14A	419	03.7367.40BDA	431	03.8025.14.CB	206	03.8042.05ACB	201
03.6820.40A1V	605	03.7304.14ANI	407	03.7328.14ACB	419	03.7370.14A	431	03.8025.14.DA	206	03.8042.05ADA	53
03.6820.40BDA	605	03.7304.14BDA	407	03.7328.14ANI	419	03.7370.14ACB	431	03.8025.40	206	03.8042.05ADA	201
03.6821.14A	605	03.7304.40A	407	03.7328.14BDA	419	03.7370.14ANI	431	03.8025.40.1V	206	03.8042.14A	53
03.6821.14A1V	605	03.7304.40ACB	407	03.7328.40A	419	03.7370.14BDA	431	03.8025.40.CB	206	03.8042.14A	201
03.6821.14BDA	605	03.7304.40ANI	407	03.7328.40ACB	419	03.7370.40A	431	03.8025.40.DA	206	03.8042.14A1V	53
03.6821.40A	605	03.7304.40BDA	407	03.7328.40ANI	419	03.7370.40ACB	431	03.8026.05	206	03.8042.14A1V	201
03.6821.40A1V	605	03.7305.14A	407	03.7328.40BDA	419	03.7370.40ANI	431	03.8026.05.1V	206	03.8042.14ACB	53
03.6821.40BDA	605	03.7305.14ACB	407	03.7329.14A	419	03.7370.40BDA	431	03.8026.05.CB	206	03.8042.14ACB	201
03.6822.14A	605	03.7305.14ANI	407	03.7329.14ACB	419	03.7371.14A	431	03.8026.05.DA	206	03.8042.14ADA	53
03.6822.14A1V	605	03.7305.14BDA	407	03.7329.14ANI	419	03.7371.14ACB	431	03.8026.14	206	03.8042.14ADA	201
03.6822.14BDA	605	03.7305.40A	407	03.7329.14BDA	419	03.7371.14ANI	431	03.8026.14.1V	206	03.8042.40A	53
03.6822.40A	605	03.7305.40ACB	407	03.7329.40A	419	03.7371.14BDA	431	03.8026.14.CB	206	03.8042.40A	201
03.6822.40A1V	605	03.7305.40ANI	407	03.7329.40ACB	419	03.7371.40A	431	03.8026.14.DA	206	03.8042.40A1V	53
03.6822.40BDA	605	03.7305.40BDA	407	03.7329.40ANI	419	03.7371.40ACB	431	03.8026.40	206	03.8042.40A1V	201
03.6823.14A	605	03.7308.14A	411	03.7329.40BDA	419	03.7371.40ANI	431	03.8026.40.1V	206	03.8042.40ACB	53
03.6823.14A1V	605	03.7308.14ACB	411	03.7350.14A	423	03.7371.40BDA	431	03.8026.40.CB	206	03.8042.40ACB	201
03.6823.14BDA	605	03.7308.14ANI	411	03.7350.14ACB	423	03.7374.14A	435	03.8026.40.DA	206	03.8042.40ADA	53
03.6823.40A	605	03.7308.14BDA	411	03.7350.14ANI	423	03.7374.14ACB	435	03.8027.05	206	03.8042.40ADA	201
03.6823.40A1V	605	03.7308.40A	411	03.7350.14BDA	423	03.7374.14ANI	435	03.8027.05.1V	206	03.8043.05A	53
03.6823.40BDA	605	03.7308.40ACB	411	03.7350.40A	423	03.7374.14BDA	435	03.8027.05.CB	206	03.8043.05A	201
03.6824.06A	601	03.7308.40ANI	411	03.7350.40ACB	423	03.7374.40A	435	03.8027.05.DA	206	03.8043.05A1V	53
03.6824.06ADA	601	03.7308.40BDA	411	03.7350.40ANI	423	03.7374.40ACB	435	03.8027.14	206	03.8043.05A1V	201
03.6824.40A	601	03.7309.14A	411	03.7350.40BDA	423	03.7374.40ANI	435	03.8027.14.1V	206	03.8043.05ACB	53
03.6824.40A1V	601	03.7309.14ACB	411	03.7351.14A	423	03.7374.40BDA	435	03.8027.14.CB	206	03.8043.05ACB	201
03.6824.40BDA	601	03.7309.14ANI	411	03.7351.14ACB	423	03.7375.14A	435	03.8027.14.DA	206	03.8043.05ADA	53
03.6825.06A	601	03.7309.14BDA	411	03.7351.14ANI	423	03.7375.14ACB	435	03.8027.40	206	03.8043.05ADA	201
03.6825.06ADA	601	03.7309.40A	411	03.7351.14BDA	423	03.7375.14ANI	435	03.8027.40.1V	206	03.8043.14A	53
03.6825.40A	601	03.7309.40ACB	411	03.7351.40A	423	03.7375.14BDA	435	03.8027.40.CB	206	03.8043.14A	201
03.6825.40A1V	601	03.7309.40ANI	411	03.7351.40ACB	423	03.7375.40A	435	03.8027.40.DA	206	03.8043.14A1V	53
03.6825.40BDA	601	03.7309.40BDA	411	03.7351.40ANI	423	03.7375.40ACB	435	03.8028.05	206	03.8043.14A1V	201
03.6826.06A	601	03.7312.14A	411	03.7351.40BDA	423	03.7375.40ANI	435	03.8028.05.1V	206	03.8043.14ACB	53
03.6826.06ADA	601	03.7312.14ACB	411	03.7354.14A	423	03.7375.40BDA	435	03.8028.05.CB	206	03.8043.14ACB	201
03.6826.40A	601	03.7312.14ANI	411	03.7354.14ACB	423	03.7378.14A	435	03.8028.05.DA	206	03.8043.14ADA	53
03.6826.40A1V	601	03.7312.14BDA	411	03.7354.14ANI	423	03.7378.14ACB	435	03.8028.14	206	03.8043.14ADA	201
03.6826.40BDA	601	03.7312.40A	411	03.7354.14BDA	423	03.7378.14ANI	435	03.8028.14.1V	206	03.8043.40A	53
03.6827.06A	607	03.7312.40ACB	411	03.7354.40A	423	03.7378.14BDA	435	03.8028.14.CB	206	03.8043.40A	201
03.6827.06A1V	607	03.7312.40ANI	411	03.7354.40ACB	423	03.7378.40A	435	03.8028.14.DA	206	03.8043.40A1V	53

QUICK SEARCH OF PRODUCT

Ref.	Page
03.8043.40A1V	201
03.8043.40ACB	53
03.8043.40ACB	201
03.8043.40ADA	53
03.8043.40ADA	201
03.8044.05A	53
03.8044.05A	201
03.8044.05A1V	53
03.8044.05A1V	201
03.8044.05ACB	53
03.8044.05ACB	201
03.8044.05ADA	53
03.8044.05ADA	201
03.8044.14A	53
03.8044.14A	201
03.8044.14A1V	53
03.8044.14A1V	201
03.8044.14ACB	53
03.8044.14ACB	201
03.8044.14ADA	53
03.8044.14ADA	201
03.8044.40A	53
03.8044.40A	201
03.8044.40A1V	53
03.8044.40A1V	201
03.8044.40ACB	53
03.8044.40ACB	201
03.8044.40ADA	53
03.8044.40ADA	201
03.8045.05A	53
03.8045.05A	201
03.8045.05A1V	53
03.8045.05A1V	201
03.8045.05ACB	53
03.8045.05ACB	201
03.8045.05ADA	53
03.8045.05ADA	201
03.8045.14A	53
03.8045.14A	201
03.8045.14A1V	53
03.8045.14A1V	201
03.8045.14ACB	53
03.8045.14ACB	201
03.8045.14ADA	53
03.8045.14ADA	201
03.8045.40A	53
03.8045.40A	201
03.8045.40A1V	53
03.8045.40A1V	201
03.8045.40ACB	53
03.8045.40ACB	201
03.8045.40ADA	53
03.8045.40ADA	201
03.8052.05A	54
03.8052.05A	202
03.8052.05A1V	54
03.8052.05A1V	202
03.8052.05ACB	54
03.8052.05ACB	202
03.8052.05ADA	54
03.8052.05ADA	202
03.8052.14A	54
03.8052.14A	202
03.8052.14A1V	54
03.8052.14A1V	202
03.8052.14ACB	54
03.8052.14ACB	202
03.8052.14ADA	54
03.8052.14ADA	202
03.8052.40A	54
03.8052.40A	202
03.8052.40A1V	54
03.8052.40A1V	202
03.8052.40ACB	54
03.8052.40ACB	202
03.8052.40ADA	54
03.8052.40ADA	202
03.8053.05A	54
03.8053.05A	202
03.8053.05A1V	54
03.8053.05A1V	202
03.8053.05ACB	54
03.8053.05ACB	202
03.8053.05ADA	54
03.8053.05ADA	202
03.8053.14A	54
03.8053.14A	202
03.8053.14A1V	54
03.8053.14A1V	202
03.8053.14ACB	54
03.8053.14ACB	202
03.8053.14ADA	54
03.8053.14ADA	202
03.8053.40A	54
03.8053.40A	202

Ref.	Page
03.8053.40A1V	54
03.8053.40A1V	202
03.8053.40ACB	54
03.8053.40ACB	202
03.8053.40ADA	54
03.8053.40ADA	202
03.8054.05A	54
03.8054.05A	202
03.8054.05A1V	54
03.8054.05A1V	202
03.8054.05ACB	54
03.8054.05ACB	202
03.8054.05ADA	54
03.8054.05ADA	202
03.8054.14A	54
03.8054.14A	202
03.8054.14A1V	54
03.8054.14A1V	202
03.8054.14ACB	54
03.8054.14ACB	202
03.8054.14ADA	54
03.8054.14ADA	202
03.8054.40A	54
03.8054.40A	202
03.8054.40A1V	54
03.8054.40A1V	202
03.8054.40ACB	54
03.8054.40ACB	202
03.8054.40ADA	54
03.8054.40ADA	202
03.8055.05A	54
03.8055.05A	202
03.8055.05A1V	54
03.8055.05A1V	202
03.8055.05ACB	54
03.8055.05ACB	202
03.8055.05ADA	54
03.8055.05ADA	202
03.8055.14A	54
03.8055.14A	202
03.8055.14A1V	54
03.8055.14A1V	202
03.8055.14ACB	54
03.8055.14ACB	202
03.8055.14ADA	54
03.8055.14ADA	202
03.8055.40A	54
03.8055.40A	202
03.8055.40A1V	54
03.8055.40A1V	202
03.8055.40ACB	54
03.8055.40ACB	202
03.8055.40ADA	54
03.8055.40ADA	202
03.8072.05A	64
03.8072.05A	204
03.8072.05A1V	64
03.8072.05A1V	204
03.8072.05ACB	64
03.8072.05ACB	204
03.8072.05ADA	64
03.8072.05ADA	204
03.8072.14A	64
03.8072.14A	204
03.8072.14A1V	64
03.8072.14A1V	204
03.8072.14ACB	64
03.8072.14ACB	204
03.8072.14ADA	64
03.8072.14ADA	204
03.8072.40A	64
03.8072.40A	204
03.8072.40A1V	64
03.8072.40A1V	204
03.8072.40ACB	64
03.8072.40ACB	204
03.8072.40ADA	64
03.8072.40ADA	204
03.8073.05A	64
03.8073.05A	204
03.8073.05A1V	64
03.8073.05A1V	204
03.8073.05ACB	64
03.8073.05ACB	204
03.8073.05ADA	64
03.8073.05ADA	204
03.8073.14A	64
03.8073.14A	204
03.8073.14A1V	64
03.8073.14A1V	204
03.8073.14ACB	64
03.8073.14ACB	204
03.8073.14ADA	64
03.8073.14ADA	204
03.8073.40A	64

Ref.	Page
03.8073.40A	204
03.8073.40A1V	64
03.8073.40A1V	204
03.8073.40ACB	64
03.8073.40ACB	204
03.8073.40ADA	64
03.8073.40ADA	204
03.8074.05A	64
03.8074.05A	204
03.8074.05A1V	64
03.8074.05A1V	204
03.8074.05ACB	64
03.8074.05ACB	204
03.8074.05ADA	64
03.8074.05ADA	204
03.8074.14A	64
03.8074.14A	204
03.8074.14A1V	64
03.8074.14A1V	204
03.8074.14ACB	64
03.8074.14ACB	204
03.8074.14ADA	64
03.8074.14ADA	204
03.8074.40A	64
03.8074.40A	204
03.8074.40A1V	64
03.8074.40A1V	204
03.8074.40ACB	64
03.8074.40ACB	204
03.8074.40ADA	64
03.8074.40ADA	204
03.8075.05A	64
03.8075.05A	204
03.8075.05A1V	64
03.8075.05A1V	204
03.8075.05ACB	64
03.8075.05ACB	204
03.8075.05ADA	64
03.8075.05ADA	204
03.8075.14A	64
03.8075.14A	204
03.8075.14A1V	64
03.8075.14A1V	204
03.8075.14ACB	64
03.8075.14ACB	204
03.8075.14ADA	64
03.8075.14ADA	204
03.8075.40A	64
03.8075.40A	204
03.8075.40A1V	64
03.8075.40A1V	204
03.8075.40ACB	64
03.8075.40ACB	204
03.8075.40ADA	64
03.8075.40ADA	204
03.8076.05A	64
03.8076.05A	204
03.8076.05A1V	64
03.8076.05A1V	204
03.8076.05ACB	64
03.8076.05ACB	204
03.8076.05ADA	64
03.8076.05ADA	204
03.8076.14A	64
03.8076.14A	204
03.8076.14A1V	64
03.8076.14A1V	204
03.8076.14ACB	64
03.8076.14ACB	204
03.8076.14ADA	64
03.8076.14ADA	204
03.8076.40A	64
03.8076.40A	204
03.8076.40A1V	64
03.8076.40A1V	204
03.8076.40ACB	64
03.8076.40ACB	204
03.8076.40ADA	64
03.8076.40ADA	204
03.8077.05A	64
03.8077.05A	204
03.8077.05A1V	64
03.8077.05A1V	204
03.8077.05ACB	64
03.8077.05ACB	204
03.8077.05ADA	64
03.8077.05ADA	204
03.8077.14A	64
03.8077.14A	204
03.8077.14A1V	64
03.8077.14A1V	204
03.8077.14ACB	64
03.8077.14ACB	204
03.8077.14ADA	64
03.8077.14ADA	204

Ref.	Page
03.8077.40A	64
03.8077.40A	204
03.8077.40A1V	64
03.8077.40A1V	204
03.8077.40ACB	64
03.8077.40ACB	204
03.8077.40ADA	64
03.8077.40ADA	204
03.8090.14	216
03.8090.14.CB	216
03.8090.40	216
03.8090.40.CB	216
03.8091.14	216
03.8091.14.CB	216
03.8091.40	216
03.8091.40.CB	216
03.8100.14A	50
03.8100.14A1V	50
03.8100.14ACB	50
03.8100.14ADA	50
03.8100.40A	50
03.8100.40A1V	50
03.8100.40ACB	50
03.8100.40ADA	50
03.8101.14A	50
03.8101.14A1V	50
03.8101.14ACB	50
03.8101.14ADA	50
03.8101.40A	50
03.8101.40A1V	50
03.8101.40ACB	50
03.8101.40ADA	50
03.8102.14A	50
03.8102.14A1V	50
03.8102.14ACB	50
03.8102.14ADA	50
03.8102.40A	50
03.8102.40A1V	50
03.8102.40ACB	50
03.8102.40ADA	50
03.8105.14A	50
03.8105.14A1V	50
03.8105.14ACB	50
03.8105.14ADA	50
03.8105.40A	50
03.8105.40A1V	50
03.8105.40ACB	50
03.8105.40ADA	50
03.8106.14A	50
03.8106.14A1V	50
03.8106.14ACB	50
03.8106.14ADA	50
03.8106.40A	50
03.8106.40A1V	50
03.8106.40ACB	50
03.8106.40ADA	50
03.8107.14A	50
03.8107.14A1V	50
03.8107.14ACB	50
03.8107.14ADA	50
03.8107.40A	50
03.8107.40A1V	50
03.8107.40ACB	50
03.8107.40ADA	50
03.8110.14A	51
03.8110.14A1V	51
03.8110.14ACB	51
03.8110.14ADA	51
03.8110.40A	51
03.8110.40A1V	51
03.8110.40ACB	51
03.8110.40ADA	51
03.8111.14A	51
03.8111.14A1V	51
03.8111.14ACB	51
03.8111.14ADA	51
03.8111.40A	51
03.8111.40A1V	51
03.8111.40ACB	51
03.8111.40ADA	51
03.8112.14A	51
03.8112.14A1V	51
03.8112.14ACB	51
03.8112.14ADA	51
03.8112.40A	51
03.8112.40A1V	51
03.8112.40ACB	51
03.8112.40ADA	51
03.8115.14A	51
03.8115.14A1V	51
03.8115.14ACB	51
03.8115.14ADA	51
03.8115.40A	51
03.8115.40A1V	51
03.8115.40ACB	51

Ref.	Page
03.8115.40ADA	51
03.8116.14A	51
03.8116.14A1V	51
03.8116.14ACB	51
03.8116.14ADA	51
03.8116.40A	51
03.8116.40A1V	51
03.8116.40ACB	51
03.8116.40ADA	51
03.8117.14A	51
03.8117.14A1V	51
03.8117.14ACB	51
03.8117.14ADA	51
03.8117.40A	51
03.8117.40A1V	51
03.8117.40ACB	51
03.8117.40ADA	51
03.8120.14	48
03.8120.40	48
03.8121.14	48
03.8121.40	48
03.8122.14	48
03.8122.40	48
03.8130.00	66
03.8130.00.1V	66
03.8130.00.CB	66
03.8130.00.DA	66
03.8130.FU	66
03.8130.FU.1V	66
03.8130.FU.CB	66
03.8130.FU.DA	66
03.8130.RC	66
03.8130.RC.1V	66
03.8130.RC.CB	66
03.8130.RC.DA	66
03.8131.00	66
03.8131.00.1V	66
03.8131.00.CB	66
03.8131.00.DA	66
03.8131.FU	66
03.8131.FU.1V	66
03.8131.FU.CB	66
03.8131.FU.DA	66
03.8131.RC	66
03.8131.RC.1V	66
03.8131.RC.CB	66
03.8131.RC.DA	66
03.8132.00	66
03.8132.00.1V	66
03.8132.00.CB	66
03.8132.00.DA	66
03.8132.FU	66
03.8132.FU.1V	66
03.8132.FU.CB	66
03.8132.FU.DA	66
03.8132.RC	66
03.8132.RC.1V	66
03.8132.RC.CB	66
03.8132.RC.DA	66
03.8133.00	66
03.8133.00.1V	66
03.8133.00.CB	66
03.8133.00.DA	66
03.8133.FU	66
03.8133.FU.1V	66
03.8133.FU.CB	66
03.8133.FU.DA	66
03.8133.RC	66
03.8133.RC.1V	66
03.8133.RC.CB	66
03.8133.RC.DA	66
03.8135.00	66
03.8135.00.1V	66
03.8135.00.CB	66
03.8135.00.DA	66
03.8135.FU	66
03.8135.FU.1V	66
03.8135.FU.CB	66
03.8135.FU.DA	66
03.8135.RC	66
03.8135.RC.1V	66
03.8135.RC.CB	66
03.8135.RC.DA	66
03.8136.00	67
03.8136.00.1V	67
03.8136.00.CB	67
03.8136.00.DA	67
03.8136.FU	67
03.8136.FU.1V	67
03.8136.FU.CB	67
03.8136.FU.DA	67
03.8136.RC	67
03.8136.RC.1V	67
03.8136.RC.CB	67
03.8136.RC.DA	67

Ref.	Page
03.8137.00	66
03.8137.00.1V	66
03.8137.00.CB	66
03.8137.00.DA	66
03.8137.FU	66
03.8137.FU.1V	66
03.8137.FU.CB	66
03.8137.FU.DA	66
03.8137.RC	66
03.8137.RC.1V	66
03.8137.RC.CB	66
03.8137.RC.DA	66
03.8138.00	67
03.8138.00.1V	67
03.8138.00.CB	67
03.8138.00.DA	67
03.8138.FU	67
03.8138.FU.1V	67
03.8138.FU.CB	67
03.8138.FU.DA	67
03.8138.RC	67
03.8138.RC.1V	67
03.8138.RC.CB	67
03.8138.RC.DA	67
03.8140.14A	68
03.8140.14A1V	68
03.8140.14ACB	68
03.8140.14ADA	68
03.8140.40A	68
03.8140.40A1V	68
03.8140.40ACB	68
03.8140.40ADA	68
03.8141.14A	68
03.8141.14A1V	68
03.8141.14ACB	68
03.8141.14ADA	68
03.8141.40A	68
03.8141.40A1V	68
03.8141.40ACB	68
03.8141.40ADA	68
03.8142.14A	68
03.8142.14A1V	68
03.8142.14ACB	68
03.8142.14ADA	68
03.8142.40A	68
03.8142.40A1V	68
03.8142.40ACB	68
03.8142.40ADA	68
03.8143.14A	68
03.8143.14A1V	68
03.8143.14ACB	68
03.8143.14ADA	68
03.8143.40A	68
03.8143.40A1V	68
03.8143.40ACB	68
03.8143.40ADA	68
03.8154.05	55
03.8154.05	203
03.8154.05.1V	55
03.8154.05.1V	203
03.8154.05.CB	55
03.8154.05.CB	203
03.8154.05.DA	55
03.8154.05.DA	203
03.8154.14	55
03.8154.14	203
03.8154.14.1V	55
03.8154.14.1V	203
03.8154.14.CB	55
03.8154.14.CB	203
03.8154.14.DA	55
03.8154.14.DA	203
03.8154.40	55
03.8154.40	203
03.8154.40.1V	55
03.8154.40.1V	203
03.8154.40.CB	55
03.8154.40.CB	203
03.8154.40.DA	55
03.8154.40.DA	203
03.8155.05	55
03.8155.05	203
03.8155.05.1V	55
03.8155.05.1V	203
03.8155.05.CB	55
03.8155.05.CB	203
03.8155.05.DA	55
03.8155.05.DA	203
03.8155.14	55
03.8155.14	203
03.8155.14.1V	55
03.8155.14.1V	203
03.8155.14.CB	55
03.8155.14.CB	203
03.8155.14.DA	55

QUICK SEARCH OF PRODUCT

Ref.	Page	Ref.	Page	Ref.	Page	Ref.	Page	Ref.	Page	Ref.	Page
03.8155.14.DA	203	03.8308.40ANI	371	03.8350.40ACB	387	03.8374.40A	403	03.8511.GN	40	03.8613.EQA	450
03.8155.40	55	03.8308.40BDA	371	03.8350.40ANI	387	03.8374.40ACB	403	03.8511.GO	40	03.8613.ERA	450
03.8155.40	203	03.8309.14A	371	03.8350.40BDA	387	03.8374.40ANI	403	03.8511.M5	40	03.8613.ESA	450
03.8155.40.1V	55	03.8309.14ACB	371	03.8351.14A	387	03.8374.40BDA	403	03.8512.14	40	03.8614.14A	451
03.8155.40.1V	203	03.8309.14ANI	371	03.8351.14ACB	387	03.8375.14A	403	03.8512.18	40	03.8614.40B	451
03.8155.40.CB	55	03.8309.14BDA	371	03.8351.14ANI	387	03.8375.14ACB	403	03.8512.GN	40	03.8614.EQA	451
03.8155.40.CB	203	03.8309.40A	371	03.8351.14BDA	387	03.8375.14ANI	403	03.8512.GO	40	03.8614.ERA	451
03.8155.40.DA	55	03.8309.40ACB	371	03.8351.40A	387	03.8375.14BDA	403	03.8512.M5	40	03.8614.ESA	451
03.8155.40.DA	203	03.8309.40ANI	371	03.8351.40ACB	387	03.8375.40A	403	03.8513.14	40	03.8615.14A	451
03.8156.05	55	03.8309.40BDA	371	03.8351.40ANI	387	03.8375.40ACB	403	03.8513.18	40	03.8615.40B	451
03.8156.05	203	03.8312.14A	371	03.8351.40BDA	387	03.8375.40ANI	403	03.8513.GN	40	03.8615.EQA	451
03.8156.05.1V	55	03.8312.14ACB	371	03.8354.14A	387	03.8375.40BDA	403	03.8513.GO	40	03.8615.ERA	451
03.8156.05.1V	203	03.8312.14ANI	371	03.8354.14ACB	387	03.8378.14A	403	03.8513.M5	40	03.8615.ESA	451
03.8156.05.CB	55	03.8312.14BDA	371	03.8354.14ANI	387	03.8378.14ACB	403	03.8514.14	40	03.8616.14A	450
03.8156.05.CB	203	03.8312.40A	371	03.8354.14BDA	387	03.8378.14ANI	403	03.8514.18	40	03.8616.40A	450
03.8156.05.DA	55	03.8312.40ACB	371	03.8354.40A	387	03.8378.14BDA	403	03.8514.GN	40	03.8616.EQA	450
03.8156.05.DA	203	03.8312.40ANI	371	03.8354.40ACB	387	03.8378.40A	403	03.8514.GO	40	03.8616.ERA	450
03.8156.14	55	03.8312.40BDA	371	03.8354.40ANI	387	03.8378.40ACB	403	03.8514.M5	40	03.8616.ESA	450
03.8156.14	203	03.8313.14A	371	03.8354.40BDA	387	03.8378.40ANI	403	03.8520.14	40	03.8617.14A	451
03.8156.14.1V	55	03.8313.14ACB	371	03.8355.14A	387	03.8378.40BDA	403	03.8520.18	40	03.8617.40A	451
03.8156.14.1V	203	03.8313.14ANI	371	03.8355.14ACB	387	03.8379.14A	403	03.8520.GN	40	03.8617.EQA	451
03.8156.14.CB	55	03.8313.14BDA	371	03.8355.14ANI	387	03.8379.14ACB	403	03.8520.GO	40	03.8617.ERA	451
03.8156.14.CB	203	03.8313.40A	371	03.8355.14BDA	387	03.8379.14ANI	403	03.8520.M5	40	03.8617.ESA	451
03.8156.14.DA	55	03.8313.40ACB	371	03.8355.40A	387	03.8379.14BDA	403	03.8521.14	40	03.8618.14A	451
03.8156.14.DA	203	03.8313.40ANI	371	03.8355.40ACB	387	03.8379.40A	403	03.8521.18	40	03.8618.40A	451
03.8156.40	55	03.8313.40BDA	371	03.8355.40ANI	387	03.8379.40ACB	403	03.8521.GN	40	03.8618.EQA	451
03.8156.40	203	03.8316.14A	379	03.8355.40BDA	387	03.8379.40ANI	403	03.8521.GO	40	03.8618.ERA	451
03.8156.40.1V	55	03.8316.14ACB	379	03.8358.14A	391	03.8379.40BDA	403	03.8521.M5	40	03.8618.ESA	451
03.8156.40.1V	203	03.8316.14ANI	379	03.8358.14ACB	391	03.8500.14.1V	39	03.8522.14	40	03.8630.14A	452
03.8156.40.CB	55	03.8316.14BDA	379	03.8358.14ANI	391	03.8500.14.CB	39	03.8522.18	40	03.8630.40B	452
03.8156.40.CB	203	03.8316.40A	379	03.8358.14BDA	391	03.8500.14.DA	39	03.8522.GN	40	03.8630.EQA	452
03.8156.40.DA	55	03.8316.40ACB	379	03.8358.40A	391	03.8500.18.1V	39	03.8522.GO	40	03.8630.ERA	452
03.8156.40.DA	203	03.8316.40ANI	379	03.8358.40ACB	391	03.8500.18.CB	39	03.8522.M5	40	03.8630.ESA	452
03.8157.05	55	03.8316.40BDA	379	03.8358.40ANI	391	03.8500.18.DA	39	03.8600.14A	450	03.8631.14A	452
03.8157.05	203	03.8317.14A	379	03.8358.40BDA	391	03.8500.GN.1V	39	03.8600.40B	450	03.8631.40B	452
03.8157.05.1V	55	03.8317.14ACB	379	03.8359.14A	391	03.8500.GN.CB	39	03.8600.EQA	450	03.8631.EQA	452
03.8157.05.1V	203	03.8317.14ANI	379	03.8359.14ACB	391	03.8500.GN.DA	39	03.8600.ERA	450	03.8631.ERA	452
03.8157.05.CB	55	03.8317.14BDA	379	03.8359.14ANI	391	03.8500.GO.1V	39	03.8600.ESA	450	03.8631.ESA	452
03.8157.05.CB	203	03.8317.40A	379	03.8359.14BDA	391	03.8500.GO.CB	39	03.8601.14A	451	03.8633.14A	452
03.8157.05.DA	55	03.8317.40ACB	379	03.8359.40A	391	03.8500.GO.DA	39	03.8601.40B	451	03.8633.40A	452
03.8157.05.DA	203	03.8317.40ANI	379	03.8359.40ACB	391	03.8500.M5.1V	39	03.8601.EQA	451	03.8633.EQA	452
03.8157.14	55	03.8317.40BDA	379	03.8359.40ANI	391	03.8500.M5.CB	39	03.8601.ERA	451	03.8633.ERA	452
03.8157.14	203	03.8320.14A	379	03.8359.40BDA	391	03.8500.M5.DA	39	03.8601.ESA	451	03.8633.ESA	452
03.8157.14.1V	55	03.8320.14ACB	379	03.8362.14A	391	03.8501.14.1V	39	03.8602.14A	451	03.8635.14A	452
03.8157.14.1V	203	03.8320.14ANI	379	03.8362.14ACB	391	03.8501.14.CB	39	03.8602.40B	451	03.8635.40B	452
03.8157.14.CB	55	03.8320.14BDA	379	03.8362.14ANI	391	03.8501.14.DA	39	03.8602.EQA	451	03.8635.EQA	452
03.8157.14.CB	203	03.8320.40A	379	03.8362.14BDA	391	03.8501.18.1V	39	03.8602.ERA	451	03.8635.ERA	452
03.8157.14.DA	55	03.8320.40ACB	379	03.8362.40A	391	03.8501.18.CB	39	03.8602.ESA	451	03.8635.ESA	452
03.8157.14.DA	203	03.8320.40ANI	379	03.8362.40ACB	391	03.8501.18.DA	39	03.8603.14A	450	03.8636.14A	452
03.8157.40	55	03.8320.40BDA	379	03.8362.40ANI	391	03.8501.GN.1V	39	03.8603.40B	450	03.8636.40B	452
03.8157.40	203	03.8321.14A	379	03.8362.40BDA	391	03.8501.GN.CB	39	03.8603.EQA	450	03.8636.EQA	452
03.8157.40.1V	55	03.8321.14ACB	379	03.8363.14A	391	03.8501.GN.DA	39	03.8603.ERA	450	03.8636.ERA	452
03.8157.40.1V	203	03.8321.14ANI	379	03.8363.14ACB	391	03.8501.GO.1V	39	03.8603.ESA	450	03.8636.ESA	452
03.8157.40.CB	55	03.8321.14BDA	379	03.8363.14ANI	391	03.8501.GO.CB	39	03.8604.14A	451	03.8637.14A	452
03.8157.40.CB	203	03.8321.40A	379	03.8363.14BDA	391	03.8501.GO.DA	39	03.8604.40B	451	03.8637.40A	452
03.8157.40.DA	55	03.8321.40ACB	379	03.8363.40A	391	03.8501.M5.1V	39	03.8604.EQA	451	03.8637.EQA	452
03.8157.40.DA	203	03.8321.40ANI	379	03.8363.40ACB	391	03.8501.M5.CB	39	03.8604.ERA	451	03.8637.ERA	452
03.8300.14A	367	03.8321.40BDA	379	03.8363.40ANI	391	03.8501.M5.DA	39	03.8604.ESA	451	03.8637.ESA	452
03.8300.14ACB	367	03.8324.14A	383	03.8363.40BDA	391	03.8505.14.1V	39	03.8605.14A	451	03.8640.14A	450
03.8300.14ANI	367	03.8324.14ACB	383	03.8366.14A	399	03.8505.14.CB	39	03.8605.40B	451	03.8640.40B	450
03.8300.14BDA	367	03.8324.14ANI	383	03.8366.14ACB	399	03.8505.14.DA	39	03.8605.EQA	451	03.8640.EQA	450
03.8300.40A	367	03.8324.14BDA	383	03.8366.14ANI	399	03.8505.18.1V	39	03.8605.ERA	451	03.8640.ERA	450
03.8300.40ACB	367	03.8324.40A	383	03.8366.14BDA	399	03.8505.18.CB	39	03.8605.ESA	451	03.8640.ESA	450
03.8300.40ANI	367	03.8324.40ACB	383	03.8366.40A	399	03.8505.18.DA	39	03.8606.14A	450	03.8641.14A	451
03.8300.40BDA	367	03.8324.40ANI	383	03.8366.40ACB	399	03.8505.GN.1V	39	03.8606.40A	450	03.8641.40B	451
03.8301.14A	367	03.8324.40BDA	383	03.8366.40ANI	399	03.8505.GN.CB	39	03.8606.EQA	450	03.8641.EQA	451
03.8301.14ACB	367	03.8325.14A	383	03.8366.40BDA	399	03.8505.GN.DA	39	03.8606.ERA	450	03.8641.ERA	451
03.8301.14ANI	367	03.8325.14ACB	383	03.8367.14A	399	03.8505.GO.1V	39	03.8606.ESA	450	03.8641.ESA	451
03.8301.14BDA	367	03.8325.14ANI	383	03.8367.14ACB	399	03.8505.GO.CB	39	03.8607.14A	451	03.8642.14A	451
03.8301.40A	367	03.8325.14BDA	383	03.8367.14ANI	399	03.8505.GO.DA	39	03.8607.40A	451	03.8642.40B	451
03.8301.40ACB	367	03.8325.40A	383	03.8367.14BDA	399	03.8505.M5.1V	39	03.8607.EQA	451	03.8642.EQA	451
03.8301.40ANI	367	03.8325.40ACB	383	03.8367.40A	399	03.8505.M5.CB	39	03.8607.ERA	451	03.8642.ERA	451
03.8301.40BDA	367	03.8325.40ANI	383	03.8367.40ACB	399	03.8505.M5.DA	39	03.8607.ESA	451	03.8642.ESA	451
03.8304.14A	367	03.8325.40BDA	383	03.8367.40ANI	399	03.8506.14.1V	39	03.8608.14A	451	03.8643.14A	450
03.8304.14ACB	367	03.8328.14A	383	03.8367.40BDA	399	03.8506.14.CB	39	03.8608.40A	451	03.8643.40B	450
03.8304.14ANI	367	03.8328.14ACB	383	03.8370.14A	399	03.8506.14.DA	39	03.8608.EQA	451	03.8643.EQA	450
03.8304.14BDA	367	03.8328.14ANI	383	03.8370.14ACB	399	03.8506.18.1V	39	03.8608.ERA	451	03.8643.ERA	450
03.8304.40A	367	03.8328.14BDA	383	03.8370.14ANI	399	03.8506.18.CB	39	03.8608.ESA	451	03.8643.ESA	450
03.8304.40ACB	367	03.8328.40A	383	03.8370.14BDA	399	03.8506.18.DA	39	03.8610.14A	450	03.8644.14A	451
03.8304.40ANI	367	03.8328.40ACB	383	03.8370.40A	399	03.8506.GN.1V	39	03.8610.40B	450	03.8644.40B	451
03.8304.40BDA	367	03.8328.40ANI	383	03.8370.40ACB	399	03.8506.GN.CB	39	03.8610.EQA	450	03.8644.EQA	451
03.8305.14A	367	03.8328.40BDA	383	03.8370.40ANI	399	03.8506.GN.DA	39	03.8610.ERA	450	03.8644.ERA	451
03.8305.14ACB	367	03.8329.14A	383	03.8370.40BDA	399	03.8506.GO.1V	39	03.8610.ESA	450	03.8644.ESA	451
03.8305.14ANI	367	03.8329.14ACB	383	03.8371.14A	399	03.8506.GO.CB	39	03.8611.14A	451	03.8645.14A	451
03.8305.14BDA	367	03.8329.14ANI	383	03.8371.14ACB	399	03.8506.GO.DA	39	03.8611.40B	451	03.8645.40B	451
03.8305.40A	367	03.8329.14BDA	383	03.8371.14ANI	399	03.8506.M5.1V	39	03.8611.EQA	451	03.8645.EQA	451
03.8305.40ACB	367	03.8329.40A	383	03.8371.14BDA	399	03.8506.M5.CB	39	03.8611.ERA	451	03.8645.ERA	451
03.8305.40ANI	367	03.8329.40ACB	383	03.8371.40A	399	03.8506.M5.DA	39	03.8611.ESA	451	03.8645.ESA	451
03.8305.40BDA	367	03.8329.40ANI	383	03.8371.40ACB	399	03.8510.14	40	03.8612.14A	451	03.8646.14A	452
03.8308.14A	371	03.8329.40BDA	383	03.8371.40ANI	399	03.8510.18	40	03.8612.40B	451	03.8646.40B	452
03.8308.14ACB	371	03.8350.14A	387	03.8371.40BDA	399	03.8510.GN	40	03.8612.EQA	451	03.8646.EQA	452
03.8308.14ANI	371	03.8350.14ACB	387	03.8374.14A	403	03.8510.GO	40	03.8612.ERA	451	03.8646.ERA	452
03.8308.14BDA	371	03.8350.14ANI	387	03.8374.14ACB	403	03.8510.M5	40	03.8612.ESA	451	03.8646.ESA	452
03.8308.40A	371	03.8350.14BDA	387	03.8374.14ANI	403	03.8511.14	40	03.8613.14A	450	03.8647.14A	452
03.8308.40ACB	371	03.8350.40A	387	03.8374.14BDA	403	03.8511.18	40	03.8613.40B	450	03.8647.40B	452

QUICK SEARCH OF PRODUCT

Ref.	Page
03.8647.EQA	452
03.8647.ERA	452
03.8647.ESA	452
03.8671.14A	450
03.8671.40A	450
03.8671.EQA	450
03.8671.ERA	450
03.8671.ESA	450
03.8672.14A	451
03.8672.40A	451
03.8672.EQA	451
03.8672.ERA	451
03.8672.ESA	451
03.8673.14A	451
03.8673.40A	451
03.8673.EQA	451
03.8673.ERA	451
03.8673.ESA	451
03.8674.14A	452
03.8674.40A	452
03.8674.EQA	452
03.8674.ERA	452
03.8674.ESA	452
03.8820.14A	364
03.8820.14ACB	364
03.8820.14ANI	364
03.8820.14BDA	364
03.8820.40A	364
03.8820.40ACB	364
03.8820.40ANI	364
03.8820.40BDA	364
03.8821.14A	364
03.8821.14ACB	364
03.8821.14ANI	364
03.8821.14BDA	364
03.8821.40A	364
03.8821.40ACB	364
03.8821.40ANI	364
03.8821.40BDA	364
03.8824.14A	364
03.8824.14ACB	364
03.8824.14ANI	364
03.8824.14BDA	364
03.8824.40A	364
03.8824.40ACB	364
03.8824.40ANI	364
03.8824.40BDA	364
03.8825.14A	364
03.8825.14ACB	364
03.8825.14ANI	364
03.8825.14BDA	364
03.8825.40A	364
03.8825.40ACB	364
03.8825.40ANI	364
03.8825.40BDA	364
03.8828.14A	368
03.8828.14ACB	368
03.8828.14ANI	368
03.8828.14BDA	368
03.8828.40A	368
03.8828.40ACB	368
03.8828.40ANI	368
03.8828.40BDA	368
03.8829.14A	368
03.8829.14ACB	368
03.8829.14ANI	368
03.8829.14BDA	368
03.8829.40A	368
03.8829.40ACB	368
03.8829.40ANI	368
03.8829.40BDA	368
03.8832.14A	368
03.8832.14ACB	368
03.8832.14ANI	368
03.8832.14BDA	368
03.8832.40A	368
03.8832.40ACB	368
03.8832.40ANI	368
03.8832.40BDA	368
03.8833.14A	368
03.8833.14ACB	368
03.8833.14ANI	368
03.8833.14BDA	368
03.8833.40A	368
03.8833.40ACB	368
03.8833.40ANI	368
03.8833.40BDA	368
03.8836.14A	376
03.8836.14ACB	376
03.8836.14ANI	376
03.8836.14BDA	376
03.8836.40A	376
03.8836.40ACB	376
03.8836.40ANI	376
03.8836.40BDA	376

Ref.	Page
03.8837.14A	376
03.8837.14ACB	376
03.8837.14ANI	376
03.8837.14BDA	376
03.8837.40A	376
03.8837.40ACB	376
03.8837.40ANI	376
03.8837.40BDA	376
03.8840.14A	376
03.8840.14ACB	376
03.8840.14ANI	376
03.8840.14BDA	376
03.8840.40A	376
03.8840.40ACB	376
03.8840.40ANI	376
03.8840.40BDA	376
03.8841.14A	376
03.8841.14ACB	376
03.8841.14ANI	376
03.8841.14BDA	376
03.8841.40A	376
03.8841.40ACB	376
03.8841.40ANI	376
03.8841.40BDA	376
03.8844.14A	380
03.8844.14ACB	380
03.8844.14ANI	380
03.8844.14BDA	380
03.8844.40A	380
03.8844.40ACB	380
03.8844.40ANI	380
03.8844.40BDA	380
03.8845.14A	380
03.8845.14ACB	380
03.8845.14ANI	380
03.8845.14BDA	380
03.8845.40A	380
03.8845.40ACB	380
03.8845.40ANI	380
03.8845.40BDA	380
03.8848.14A	380
03.8848.14ACB	380
03.8848.14ANI	380
03.8848.14BDA	380
03.8848.40A	380
03.8848.40ACB	380
03.8848.40ANI	380
03.8848.40BDA	380
03.8849.14A	380
03.8849.14ACB	380
03.8849.14ANI	380
03.8849.14BDA	380
03.8849.40A	380
03.8849.40ACB	380
03.8849.40ANI	380
03.8849.40BDA	380
03.8852.14A	384
03.8852.14ACB	384
03.8852.14ANI	384
03.8852.14BDA	384
03.8852.40A	384
03.8852.40ACB	384
03.8852.40ANI	384
03.8852.40BDA	384
03.8853.14A	384
03.8853.14ACB	384
03.8853.14ANI	384
03.8853.14BDA	384
03.8853.40A	384
03.8853.40ACB	384
03.8853.40ANI	384
03.8853.40BDA	384
03.8856.14A	384
03.8856.14ACB	384
03.8856.14ANI	384
03.8856.14BDA	384
03.8856.40A	384
03.8856.40ACB	384
03.8856.40ANI	384
03.8856.40BDA	384
03.8857.14A	384
03.8857.14ACB	384
03.8857.14ANI	384
03.8857.14BDA	384
03.8857.40A	384
03.8857.40ACB	384
03.8857.40ANI	384
03.8857.40BDA	384
03.8860.14A	388
03.8860.14ACB	388
03.8860.14ANI	388
03.8860.14BDA	388
03.8860.40A	388
03.8860.40ACB	388
03.8860.40ANI	388

Ref.	Page
03.8860.40BDA	388
03.8861.14A	388
03.8861.14ACB	388
03.8861.14ANI	388
03.8861.14BDA	388
03.8861.40A	388
03.8861.40ACB	388
03.8861.40ANI	388
03.8861.40BDA	388
03.8864.14A	388
03.8864.14ACB	388
03.8864.14ANI	388
03.8864.14BDA	388
03.8864.40A	388
03.8864.40ACB	388
03.8864.40ANI	388
03.8864.40BDA	388
03.8865.14A	388
03.8865.14ACB	388
03.8865.14ANI	388
03.8865.14BDA	388
03.8865.40A	388
03.8865.40ACB	388
03.8865.40ANI	388
03.8865.40BDA	388
03.8868.14A	396
03.8868.14ACB	396
03.8868.14ANI	396
03.8868.14BDA	396
03.8868.40A	396
03.8868.40ACB	396
03.8868.40ANI	396
03.8868.40BDA	396
03.8869.14A	396
03.8869.14ACB	396
03.8869.14ANI	396
03.8869.14BDA	396
03.8869.40A	396
03.8869.40ACB	396
03.8869.40ANI	396
03.8869.40BDA	396
03.8872.14A	396
03.8872.14ACB	396
03.8872.14ANI	396
03.8872.14BDA	396
03.8872.40A	396
03.8872.40ACB	396
03.8872.40ANI	396
03.8872.40BDA	396
03.8873.14A	396
03.8873.14ACB	396
03.8873.14ANI	396
03.8873.14BDA	396
03.8873.40A	396
03.8873.40ACB	396
03.8873.40ANI	396
03.8873.40BDA	396
03.8876.14A	400
03.8876.14ACB	400
03.8876.14ANI	400
03.8876.14BDA	400
03.8876.40A	400
03.8876.40ACB	400
03.8876.40ANI	400
03.8876.40BDA	400
03.8877.14A	400
03.8877.14ACB	400
03.8877.14ANI	400
03.8877.14BDA	400
03.8877.40A	400
03.8877.40ACB	400
03.8877.40ANI	400
03.8877.40BDA	400
03.8880.14A	400
03.8880.14ACB	400
03.8880.14ANI	400
03.8880.14BDA	400
03.8880.40A	400
03.8880.40ACB	400
03.8880.40ANI	400
03.8880.40BDA	400
03.8881.14A	400
03.8881.14ACB	400
03.8881.14ANI	400
03.8881.14BDA	400
03.8881.40A	400
03.8881.40ACB	400
03.8881.40ANI	400
03.8881.40BDA	400
03.8884.14A	404
03.8884.14ACB	404
03.8884.14ANI	404
03.8884.14BDA	404
03.8884.40A	404
03.8884.40ACB	404

Ref.	Page
03.8884.40ANI	404
03.8884.40BDA	404
03.8885.14A	404
03.8885.14ACB	404
03.8885.14ANI	404
03.8885.14BDA	404
03.8885.40A	404
03.8885.40ACB	404
03.8885.40ANI	404
03.8885.40BDA	404
03.8888.14A	404
03.8888.14ACB	404
03.8888.14ANI	404
03.8888.14BDA	404
03.8888.40A	404
03.8888.40ACB	404
03.8888.40ANI	404
03.8888.40BDA	404
03.8889.14A	404
03.8889.14ACB	404
03.8889.14ANI	404
03.8889.14BDA	404
03.8889.40A	404
03.8889.40ACB	404
03.8889.40ANI	404
03.8889.40BDA	404
03.8892.14A	408
03.8892.14ACB	408
03.8892.14ANI	408
03.8892.14BDA	408
03.8892.40A	408
03.8892.40ACB	408
03.8892.40ANI	408
03.8892.40BDA	408
03.8893.14A	408
03.8893.14ACB	408
03.8893.14ANI	408
03.8893.14BDA	408
03.8893.40A	408
03.8893.40ACB	408
03.8893.40ANI	408
03.8893.40BDA	408
03.8896.14A	408
03.8896.14ACB	408
03.8896.14ANI	408
03.8896.14BDA	408
03.8896.40A	408
03.8896.40ACB	408
03.8896.40ANI	408
03.8896.40BDA	408
03.8897.14A	408
03.8897.14ACB	408
03.8897.14ANI	408
03.8897.14BDA	408
03.8897.40A	408
03.8897.40ACB	408
03.8897.40ANI	408
03.8897.40BDA	408
03.8900.14A	412
03.8900.14ACB	412
03.8900.14ANI	412
03.8900.14BDA	412
03.8900.40A	412
03.8900.40ACB	412
03.8900.40ANI	412
03.8900.40BDA	412
03.8901.14A	412
03.8901.14ACB	412
03.8901.14ANI	412
03.8901.14BDA	412
03.8901.40A	412
03.8901.40ACB	412
03.8901.40ANI	412
03.8901.40BDA	412
03.8904.14A	412
03.8904.14ACB	412
03.8904.14ANI	412
03.8904.14BDA	412
03.8904.40A	412
03.8904.40ACB	412
03.8904.40ANI	412
03.8904.40BDA	412
03.8905.14A	412
03.8905.14ACB	412
03.8905.14ANI	412
03.8905.14BDA	412
03.8905.40A	412
03.8905.40ACB	412
03.8905.40ANI	412
03.8905.40BDA	412
03.8908.14A	416
03.8908.14ACB	416
03.8908.14ANI	416
03.8908.14BDA	416
03.8908.40A	416

Ref.	Page
03.8908.40ACB	416
03.8908.40ANI	416
03.8908.40BDA	416
03.8909.14A	416
03.8909.14ACB	416
03.8909.14ANI	416
03.8909.14BDA	416
03.8909.40A	416
03.8909.40ACB	416
03.8909.40ANI	416
03.8909.40BDA	416
03.8912.14A	416
03.8912.14ACB	416
03.8912.14ANI	416
03.8912.14BDA	416
03.8912.40A	416
03.8912.40ACB	416
03.8912.40ANI	416
03.8912.40BDA	416
03.8913.14A	416
03.8913.14ACB	416
03.8913.14ANI	416
03.8913.14BDA	416
03.8913.40A	416
03.8913.40ACB	416
03.8913.40ANI	416
03.8913.40BDA	416
03.8916.14A	420
03.8916.14ACB	420
03.8916.14ANI	420
03.8916.14BDA	420
03.8916.40A	420
03.8916.40ACB	420
03.8916.40ANI	420
03.8916.40BDA	420
03.8917.14A	420
03.8917.14ACB	420
03.8917.14ANI	420
03.8917.14BDA	420
03.8917.40A	420
03.8917.40ACB	420
03.8917.40ANI	420
03.8917.40BDA	420
03.8920.14A	420
03.8920.14ACB	420
03.8920.14ANI	420
03.8920.14BDA	420
03.8920.40A	420
03.8920.40ACB	420
03.8920.40ANI	420
03.8920.40BDA	420
03.8921.14A	420
03.8921.14ACB	420
03.8921.14ANI	420
03.8921.14BDA	420
03.8921.40A	420
03.8921.40ACB	420
03.8921.40ANI	420
03.8921.40BDA	420
03.8924.14A	424
03.8924.14ACB	424
03.8924.14ANI	424
03.8924.14BDA	424
03.8924.40A	424
03.8924.40ACB	424
03.8924.40ANI	424
03.8924.40BDA	424
03.8925.14A	424
03.8925.14ACB	424
03.8925.14ANI	424
03.8925.14BDA	424
03.8925.40A	424
03.8925.40ACB	424
03.8925.40ANI	424
03.8925.40BDA	424
03.8928.14A	424
03.8928.14ACB	424
03.8928.14ANI	424
03.8928.14BDA	424
03.8928.40A	424
03.8928.40ACB	424
03.8928.40ANI	424
03.8928.40BDA	424
03.8929.14A	424
03.8929.14ACB	424
03.8929.14ANI	424
03.8929.14BDA	424
03.8929.40A	424
03.8929.40ACB	424
03.8929.40ANI	424
03.8929.40BDA	424
03.8932.14A	428
03.8932.14ACB	428
03.8932.14ANI	428
03.8932.14BDA	428

Ref.	Page
03.8932.40A	428
03.8932.40ACB	428
03.8932.40ANI	428
03.8932.40BDA	428
03.8933.14A	428
03.8933.14ACB	428
03.8933.14ANI	428
03.8933.14BDA	428
03.8933.40A	428
03.8933.40ACB	428
03.8933.40ANI	428
03.8933.40BDA	428
03.8936.14A	428
03.8936.14ACB	428
03.8936.14ANI	428
03.8936.14BDA	428
03.8936.40A	428
03.8936.40ACB	428
03.8936.40ANI	428
03.8936.40BDA	428
03.8937.14A	428
03.8937.14ACB	428
03.8937.14ANI	428
03.8937.14BDA	428
03.8937.40A	428
03.8937.40ACB	428
03.8937.40ANI	428
03.8937.40BDA	428
03.8940.14A	432
03.8940.14ACB	432
03.8940.14ANI	432
03.8940.14BDA	432
03.8940.40A	432
03.8940.40ACB	432
03.8940.40ANI	432
03.8940.40BDA	432
03.8941.14A	432
03.8941.14ACB	432
03.8941.14ANI	432
03.8941.14BDA	432
03.8941.40A	432
03.8941.40ACB	432
03.8941.40ANI	432
03.8941.40BDA	432
03.8944.14A	432
03.8944.14ACB	432
03.8944.14ANI	432
03.8944.14BDA	432
03.8944.40A	432
03.8944.40ACB	432
03.8944.40ANI	432
03.8944.40BDA	432
03.8945.14A	432
03.8945.14ACB	432
03.8945.14ANI	432
03.8945.14BDA	432
03.8945.40A	432
03.8945.40ACB	432
03.8945.40ANI	432
03.8945.40BDA	432
03.8948.14A	174
03.8948.14ACB	174
03.8948.14BDA	174
03.8948.40A	174
03.8948.40ACB	174
03.8948.40BDA	174
03.8949.14A	174
03.8949.14ACB	174
03.8949.14BDA	174
03.8949.40A	174
03.8949.40ACB	174
03.8949.40BDA	174
03.8952.14A	174
03.8952.14ACB	174
03.8952.14BDA	174
03.8952.40A	174
03.8952.40ACB	174
03.8952.40BDA	174
03.8953.14A	174
03.8953.14ACB	174
03.8953.14BDA	174
03.8953.40A	174
03.8953.40ACB	174
03.8953.40BDA	174
03.8956.14A	438
03.8956.14ADA	438
03.8956.40A	438
03.8956.40ADA	438
03.8957.14A	438
03.8957.14ADA	438
03.8957.40A	438
03.8957.40ADA	438
03.8960.14A	438
03.8960.14ADA	438
03.8960.40A	438

QUICK SEARCH OF PRODUCT

Ref.	Page	Ref.	Page	Ref.	Page	Ref.	Page	Ref.	Page	Ref.	Page
03.8960.40ADA	438	03.9121.14ANI	369	03.9151.14ACB	377	03.9201.14A	385	03.9230.40BDA	389	03.9260.40ANI	401
03.8961.14A	438	03.9121.14BDA	369	03.9151.14ANI	377	03.9201.14ACB	385	03.9231.14A	389	03.9260.40BDA	401
03.8961.14ADA	438	03.9121.40A	369	03.9151.14BDA	377	03.9201.14ANI	385	03.9231.14ACB	389	03.9261.14A	401
03.8961.40A	438	03.9121.40ACB	369	03.9151.40A	377	03.9201.14BDA	385	03.9231.14ANI	389	03.9261.14ACB	401
03.8961.40ADA	438	03.9121.40ANI	369	03.9151.40ACB	377	03.9201.40A	385	03.9231.14BDA	389	03.9261.14ANI	401
03.8964.14A	438	03.9121.40BDA	369	03.9151.40ANI	377	03.9201.40ACB	385	03.9231.40A	389	03.9261.14BDA	401
03.8964.14ADA	438	03.9125.14A	370	03.9151.40BDA	377	03.9201.40ANI	385	03.9231.40ACB	389	03.9261.40A	401
03.8964.40A	438	03.9125.14ACB	370	03.9155.14A	378	03.9201.40BDA	385	03.9231.40ANI	389	03.9261.40ACB	401
03.8964.40ADA	438	03.9125.14ANI	370	03.9155.14ACB	378	03.9205.14A	386	03.9231.40BDA	389	03.9261.40ANI	401
03.8965.14A	438	03.9125.14BDA	370	03.9155.14ANI	378	03.9205.14ACB	386	03.9235.14A	390	03.9261.40BDA	401
03.8965.14ADA	438	03.9125.40A	370	03.9155.14BDA	378	03.9205.14ANI	386	03.9235.14ACB	390	03.9265.14A	402
03.8965.40A	438	03.9125.40ACB	370	03.9155.40A	378	03.9205.14BDA	386	03.9235.14ANI	390	03.9265.14ACB	402
03.8965.40ADA	438	03.9125.40ANI	370	03.9155.40ACB	378	03.9205.40A	386	03.9235.14BDA	390	03.9265.14ANI	402
03.8968.14A	438	03.9125.40BDA	370	03.9155.40ANI	378	03.9205.40ACB	386	03.9235.40A	390	03.9265.14BDA	402
03.8968.14ADA	438	03.9126.14A	370	03.9155.40BDA	378	03.9205.40ANI	386	03.9235.40ACB	390	03.9265.40A	402
03.8968.40A	438	03.9126.14ACB	370	03.9156.14A	378	03.9205.40BDA	386	03.9235.40ANI	390	03.9265.40ACB	402
03.8968.40ADA	438	03.9126.14ANI	370	03.9156.14ACB	378	03.9206.14A	386	03.9235.40BDA	390	03.9265.40ANI	402
03.8969.14A	438	03.9126.14BDA	370	03.9156.14ANI	378	03.9206.14ACB	386	03.9236.14A	390	03.9265.40BDA	402
03.8969.14ADA	438	03.9126.40A	370	03.9156.14BDA	378	03.9206.14ANI	386	03.9236.14ACB	390	03.9266.14A	402
03.8969.40A	438	03.9126.40ACB	370	03.9156.40A	378	03.9206.14BDA	386	03.9236.14ANI	390	03.9266.14ACB	402
03.8969.40ADA	438	03.9126.40ANI	370	03.9156.40ACB	378	03.9206.40A	386	03.9236.14BDA	390	03.9266.14ANI	402
03.9100.14A	365	03.9126.40BDA	370	03.9156.40ANI	378	03.9206.40ACB	386	03.9236.40A	390	03.9266.14BDA	402
03.9100.14ACB	365	03.9130.14A	369	03.9156.40BDA	378	03.9206.40ANI	386	03.9236.40ACB	390	03.9266.40A	402
03.9100.14ANI	365	03.9130.14ACB	369	03.9160.14A	381	03.9206.40BDA	386	03.9236.40ANI	390	03.9266.40ACB	402
03.9100.14BDA	365	03.9130.14ANI	369	03.9160.14ACB	381	03.9210.14A	385	03.9236.40BDA	390	03.9266.40ANI	402
03.9100.40A	365	03.9130.14BDA	369	03.9160.14ANI	381	03.9210.14ACB	385	03.9240.14A	397	03.9266.40BDA	402
03.9100.40ACB	365	03.9130.40A	369	03.9160.14BDA	381	03.9210.14ANI	385	03.9240.14ACB	397	03.9270.14A	401
03.9100.40ANI	365	03.9130.40ACB	369	03.9160.40A	381	03.9210.14BDA	385	03.9240.14ANI	397	03.9270.14ACB	401
03.9100.40BDA	365	03.9130.40ANI	369	03.9160.40ACB	381	03.9210.40A	385	03.9240.14BDA	397	03.9270.14ANI	401
03.9101.14A	365	03.9130.40BDA	369	03.9160.40ANI	381	03.9210.40ACB	385	03.9240.40A	397	03.9270.14BDA	401
03.9101.14ACB	365	03.9131.14A	369	03.9160.40BDA	381	03.9210.40ANI	385	03.9240.40ACB	397	03.9270.40A	401
03.9101.14ANI	365	03.9131.14ACB	369	03.9161.14A	381	03.9210.40BDA	385	03.9240.40ANI	397	03.9270.40ACB	401
03.9101.14BDA	365	03.9131.14ANI	369	03.9161.14ACB	381	03.9211.14A	385	03.9240.40BDA	397	03.9270.40ANI	401
03.9101.40A	365	03.9131.14BDA	369	03.9161.14ANI	381	03.9211.14ACB	385	03.9241.14A	397	03.9270.40BDA	401
03.9101.40ACB	365	03.9131.40A	369	03.9161.14BDA	381	03.9211.14ANI	385	03.9241.14ACB	397	03.9271.14A	401
03.9101.40ANI	365	03.9131.40ACB	369	03.9161.40A	381	03.9211.14BDA	385	03.9241.14ANI	397	03.9271.14ACB	401
03.9101.40BDA	365	03.9131.40ANI	369	03.9161.40ACB	381	03.9211.40A	385	03.9241.14BDA	397	03.9271.14ANI	401
03.9105.14A	366	03.9131.40BDA	369	03.9161.40ANI	381	03.9211.40ACB	385	03.9241.40A	397	03.9271.14BDA	401
03.9105.14ACB	366	03.9135.14A	370	03.9161.40BDA	381	03.9211.40ANI	385	03.9241.40ACB	397	03.9271.40A	401
03.9105.14ANI	366	03.9135.14ACB	370	03.9165.14A	382	03.9211.40BDA	385	03.9241.40ANI	397	03.9271.40ACB	401
03.9105.14BDA	366	03.9135.14ANI	370	03.9165.14ACB	382	03.9215.14A	386	03.9241.40BDA	397	03.9271.40ANI	401
03.9105.40A	366	03.9135.14BDA	370	03.9165.14ANI	382	03.9215.14ACB	386	03.9245.14A	398	03.9271.40BDA	401
03.9105.40ACB	366	03.9135.40A	370	03.9165.14BDA	382	03.9215.14ANI	386	03.9245.14ACB	398	03.9275.14A	402
03.9105.40ANI	366	03.9135.40ACB	370	03.9165.40A	382	03.9215.14BDA	386	03.9245.14ANI	398	03.9275.14ACB	402
03.9105.40BDA	366	03.9135.40ANI	370	03.9165.40ACB	382	03.9215.40A	386	03.9245.14BDA	398	03.9275.14ANI	402
03.9106.14A	366	03.9135.40BDA	370	03.9165.40ANI	382	03.9215.40ACB	386	03.9245.40A	398	03.9275.14BDA	402
03.9106.14ACB	366	03.9136.14A	370	03.9165.40BDA	382	03.9215.40ANI	386	03.9245.40ACB	398	03.9275.40A	402
03.9106.14ANI	366	03.9136.14ACB	370	03.9166.14A	382	03.9215.40BDA	386	03.9245.40ANI	398	03.9275.40ACB	402
03.9106.14BDA	366	03.9136.14ANI	370	03.9166.14ACB	382	03.9216.14A	386	03.9245.40BDA	398	03.9275.40ANI	402
03.9106.40A	366	03.9136.14BDA	370	03.9166.14ANI	382	03.9216.14ACB	386	03.9246.14A	398	03.9275.40BDA	402
03.9106.40ACB	366	03.9136.40A	370	03.9166.14BDA	382	03.9216.14ANI	386	03.9246.14ACB	398	03.9276.14A	402
03.9106.40ANI	366	03.9136.40ACB	370	03.9166.40A	382	03.9216.14BDA	386	03.9246.14ANI	398	03.9276.14ACB	402
03.9106.40BDA	366	03.9136.40ANI	370	03.9166.40ACB	382	03.9216.40A	386	03.9246.14BDA	398	03.9276.14ANI	402
03.9110.14A	365	03.9136.40BDA	370	03.9166.40ANI	382	03.9216.40ACB	386	03.9246.40A	398	03.9276.14BDA	402
03.9110.14ACB	365	03.9140.14A	377	03.9166.40BDA	382	03.9216.40ANI	386	03.9246.40ACB	398	03.9276.40A	402
03.9110.14ANI	365	03.9140.14ACB	377	03.9170.14A	381	03.9216.40BDA	386	03.9246.40ANI	398	03.9276.40ACB	402
03.9110.14BDA	365	03.9140.14ANI	377	03.9170.14ACB	381	03.9220.14A	389	03.9246.40BDA	398	03.9276.40ANI	402
03.9110.40A	365	03.9140.14BDA	377	03.9170.14ANI	381	03.9220.14ACB	389	03.9250.14A	397	03.9276.40BDA	402
03.9110.40ACB	365	03.9140.40A	377	03.9170.14BDA	381	03.9220.14ANI	389	03.9250.14ACB	397	03.9300.14A	405
03.9110.40ANI	365	03.9140.40ACB	377	03.9170.40A	381	03.9220.14BDA	389	03.9250.14ANI	397	03.9300.14ACB	405
03.9110.40BDA	365	03.9140.40ANI	377	03.9170.40ACB	381	03.9220.40A	389	03.9250.14BDA	397	03.9300.14ANI	405
03.9111.14A	365	03.9140.40BDA	377	03.9170.40ANI	381	03.9220.40ACB	389	03.9250.40A	397	03.9300.14BDA	405
03.9111.14ACB	365	03.9141.14A	377	03.9170.40BDA	381	03.9220.40ANI	389	03.9250.40ACB	397	03.9300.40A	405
03.9111.14ANI	365	03.9141.14ACB	377	03.9171.14A	381	03.9220.40BDA	389	03.9250.40ANI	397	03.9300.40ACB	405
03.9111.14BDA	365	03.9141.14ANI	377	03.9171.14ACB	381	03.9221.14A	389	03.9250.40BDA	397	03.9300.40ANI	405
03.9111.40A	365	03.9141.14BDA	377	03.9171.14ANI	381	03.9221.14ACB	389	03.9251.14A	397	03.9300.40BDA	405
03.9111.40ACB	365	03.9141.40A	377	03.9171.14BDA	381	03.9221.14ANI	389	03.9251.14ACB	397	03.9301.14A	405
03.9111.40ANI	365	03.9141.40ACB	377	03.9171.40A	381	03.9221.14BDA	389	03.9251.14ANI	397	03.9301.14ACB	405
03.9111.40BDA	365	03.9141.40ANI	377	03.9171.40ACB	381	03.9221.40A	389	03.9251.14BDA	397	03.9301.14ANI	405
03.9115.14A	366	03.9141.40BDA	377	03.9171.40ANI	381	03.9221.40ACB	389	03.9251.40A	397	03.9301.14BDA	405
03.9115.14ACB	366	03.9145.14A	378	03.9171.40BDA	381	03.9221.40ANI	389	03.9251.40ACB	397	03.9301.40A	405
03.9115.14ANI	366	03.9145.14ACB	378	03.9175.14A	382	03.9221.40BDA	389	03.9251.40ANI	397	03.9301.40ACB	405
03.9115.14BDA	366	03.9145.14ANI	378	03.9175.14ACB	382	03.9225.14A	390	03.9251.40BDA	397	03.9301.40ANI	405
03.9115.40A	366	03.9145.14BDA	378	03.9175.14ANI	382	03.9225.14ACB	390	03.9255.14A	398	03.9301.40BDA	405
03.9115.40ACB	366	03.9145.40A	378	03.9175.14BDA	382	03.9225.14ANI	390	03.9255.14ACB	398	03.9305.14A	406
03.9115.40ANI	366	03.9145.40ACB	378	03.9175.40A	382	03.9225.14BDA	390	03.9255.14ANI	398	03.9305.14ACB	406
03.9115.40BDA	366	03.9145.40ANI	378	03.9175.40ACB	382	03.9225.40A	390	03.9255.14BDA	398	03.9305.14ANI	406
03.9116.14A	366	03.9145.40BDA	378	03.9175.40ANI	382	03.9225.40ACB	390	03.9255.40A	398	03.9305.14BDA	406
03.9116.14ACB	366	03.9146.14A	378	03.9175.40BDA	382	03.9225.40ANI	390	03.9255.40ACB	398	03.9305.40A	406
03.9116.14ANI	366	03.9146.14ACB	378	03.9176.14A	382	03.9225.40BDA	390	03.9255.40ANI	398	03.9305.40ACB	406
03.9116.14BDA	366	03.9146.14ANI	378	03.9176.14ACB	382	03.9226.14A	390	03.9255.40BDA	398	03.9305.40ANI	406
03.9116.40A	366	03.9146.14BDA	378	03.9176.14ANI	382	03.9226.14ACB	390	03.9256.14A	398	03.9305.40BDA	406
03.9116.40ACB	366	03.9146.40A	378	03.9176.14BDA	382	03.9226.14ANI	390	03.9256.14ACB	398	03.9306.14A	406
03.9116.40ANI	366	03.9146.40ACB	378	03.9176.40A	382	03.9226.14BDA	390	03.9256.14ANI	398	03.9306.14ACB	406
03.9116.40BDA	366	03.9146.40ANI	378	03.9176.40ACB	382	03.9226.40A	390	03.9256.14BDA	398	03.9306.14ANI	406
03.9120.14A	369	03.9146.40BDA	378	03.9176.40ANI	382	03.9226.40ACB	390	03.9256.40A	398	03.9306.14BDA	406
03.9120.14ACB	369	03.9150.14A	377	03.9176.40BDA	382	03.9226.40ANI	390	03.9256.40ACB	398	03.9306.40A	406
03.9120.14ANI	369	03.9150.14ACB	377	03.9200.14A	385	03.9226.40BDA	390	03.9256.40ANI	398	03.9306.40ACB	406
03.9120.14BDA	369	03.9150.14ANI	377	03.9200.14ACB	385	03.9230.14A	389	03.9256.40BDA	398	03.9306.40ANI	406
03.9120.40A	369	03.9150.14BDA	377	03.9200.14ANI	385	03.9230.14ACB	389	03.9260.14A	401	03.9306.40BDA	406
03.9120.40ACB	369	03.9150.40A	377	03.9200.14BDA	385	03.9230.14ANI	389	03.9260.14ACB	401	03.9310.14A	405
03.9120.40ANI	369	03.9150.40ACB	377	03.9200.40A	385	03.9230.14BDA	389	03.9260.14ANI	401	03.9310.14ACB	405
03.9120.40BDA	369	03.9150.40ANI	377	03.9200.40ACB	385	03.9230.40A	389	03.9260.14BDA	401	03.9310.14ANI	405
03.9121.14A	369	03.9150.40BDA	377	03.9200.40ANI	385	03.9230.40ACB	389	03.9260.40A	401	03.9310.14BDA	405
03.9121.14ACB	369	03.9151.14A	377	03.9200.40BDA	385	03.9230.40ANI	389	03.9260.40ACB	401	03.9310.40A	405

QUICK SEARCH OF PRODUCT

Ref.	Page	Ref.	Page	Ref.	Page	Ref.	Page	Ref.	Page	Ref.	Page
03.9310.40ACB	405	03.9340.40A	413	03.9370.14BDA	417	03.9420.14ANI	425	03.9450.14ACB	429	03.9500.02	698
03.9310.40ANI	405	03.9340.40ACB	413	03.9370.40A	417	03.9420.14BDA	425	03.9450.14ANI	429	03.9500.14	698
03.9310.40BDA	405	03.9340.40ANI	413	03.9370.40ACB	417	03.9420.40A	425	03.9450.14BDA	429	03.9500.40	698
03.9311.14A	405	03.9340.40BDA	413	03.9370.40ANI	417	03.9420.40ACB	425	03.9450.40A	429	03.9500.ET	698
03.9311.14ACB	405	03.9341.14A	413	03.9370.40BDA	417	03.9420.40ANI	425	03.9450.40ACB	429	03.9500.EU	698
03.9311.14ANI	405	03.9341.14ACB	413	03.9371.14A	417	03.9420.40BDA	425	03.9450.40ANI	429	03.9501.02	698
03.9311.14BDA	405	03.9341.14ANI	413	03.9371.14ACB	417	03.9421.14A	425	03.9450.40BDA	429	03.9501.14	698
03.9311.40A	405	03.9341.14BDA	413	03.9371.14ANI	417	03.9421.14ACB	425	03.9451.14A	429	03.9501.40	698
03.9311.40ACB	405	03.9341.40A	413	03.9371.14BDA	417	03.9421.14ANI	425	03.9451.14ACB	429	03.9501.ET	698
03.9311.40ANI	405	03.9341.40ACB	413	03.9371.40A	417	03.9421.14BDA	425	03.9451.14ANI	429	03.9501.EU	698
03.9311.40BDA	405	03.9341.40ANI	413	03.9371.40ACB	417	03.9421.40A	425	03.9451.14BDA	429	03.9502.02	698
03.9315.14A	406	03.9341.40BDA	413	03.9371.40ANI	417	03.9421.40ACB	425	03.9451.40A	429	03.9502.14	698
03.9315.14ACB	406	03.9345.14A	414	03.9371.40BDA	417	03.9421.40ANI	425	03.9451.40ACB	429	03.9502.40	698
03.9315.14ANI	406	03.9345.14ACB	414	03.9375.14A	418	03.9421.40BDA	425	03.9451.40ANI	429	03.9502.ET	698
03.9315.14BDA	406	03.9345.14ANI	414	03.9375.14ACB	418	03.9425.14A	426	03.9451.40BDA	429	03.9502.EU	698
03.9315.40A	406	03.9345.14BDA	414	03.9375.14ANI	418	03.9425.14ACB	426	03.9455.14A	430	03.9503.02	698
03.9315.40ACB	406	03.9345.40A	414	03.9375.14BDA	418	03.9425.14ANI	426	03.9455.14ACB	430	03.9503.14	698
03.9315.40ANI	406	03.9345.40ACB	414	03.9375.40A	418	03.9425.14BDA	426	03.9455.14ANI	430	03.9503.40	698
03.9315.40BDA	406	03.9345.40ANI	414	03.9375.40ACB	418	03.9425.40A	426	03.9455.14BDA	430	03.9503.ET	698
03.9316.14A	406	03.9345.40BDA	414	03.9375.40ANI	418	03.9425.40ACB	426	03.9455.40A	430	03.9503.EU	698
03.9316.14ACB	406	03.9346.14A	414	03.9375.40BDA	418	03.9425.40ANI	426	03.9455.40ACB	430	03.9510.02	698
03.9316.14ANI	406	03.9346.14ACB	414	03.9376.14A	418	03.9425.40BDA	426	03.9455.40ANI	430	03.9510.14	698
03.9316.14BDA	406	03.9346.14ANI	414	03.9376.14ACB	418	03.9426.14A	426	03.9455.40BDA	430	03.9510.40	698
03.9316.40A	406	03.9346.14BDA	414	03.9376.14ANI	418	03.9426.14ACB	426	03.9456.14A	430	03.9510.ET	698
03.9316.40ACB	406	03.9346.40A	414	03.9376.14BDA	418	03.9426.14ANI	426	03.9456.14ACB	430	03.9510.EU	698
03.9316.40ANI	406	03.9346.40ACB	414	03.9376.40A	418	03.9426.14BDA	426	03.9456.14ANI	430	03.9511.02	698
03.9316.40BDA	406	03.9346.40ANI	414	03.9376.40ACB	418	03.9426.40A	426	03.9456.14BDA	430	03.9511.14	698
03.9320.14A	409	03.9346.40BDA	414	03.9376.40ANI	418	03.9426.40ACB	426	03.9456.40A	430	03.9511.40	698
03.9320.14ACB	409	03.9350.14A	413	03.9376.40BDA	418	03.9426.40ANI	426	03.9456.40ACB	430	03.9511.ET	698
03.9320.14ANI	409	03.9350.14ACB	413	03.9400.14A	421	03.9426.40BDA	426	03.9456.40ANI	430	03.9511.EU	698
03.9320.14BDA	409	03.9350.14ANI	413	03.9400.14ACB	421	03.9430.14A	425	03.9456.40BDA	430	03.9560.02	699
03.9320.40A	409	03.9350.14BDA	413	03.9400.14ANI	421	03.9430.14ACB	425	03.9460.14A	433	03.9560.14	699
03.9320.40ACB	409	03.9350.40A	413	03.9400.14BDA	421	03.9430.14ANI	425	03.9460.14ACB	433	03.9560.40	699
03.9320.40ANI	409	03.9350.40ACB	413	03.9400.40A	421	03.9430.14BDA	425	03.9460.14ANI	433	03.9560.ET	699
03.9320.40BDA	409	03.9350.40ANI	413	03.9400.40ACB	421	03.9430.40A	425	03.9460.14BDA	433	03.9560.EU	699
03.9321.14A	409	03.9350.40BDA	413	03.9400.40ANI	421	03.9430.40ACB	425	03.9460.40A	433	03.9561.02	699
03.9321.14ACB	409	03.9351.14A	413	03.9400.40BDA	421	03.9430.40ANI	425	03.9460.40ACB	433	03.9561.14	699
03.9321.14ANI	409	03.9351.14ACB	413	03.9401.14A	421	03.9430.40BDA	425	03.9460.40ANI	433	03.9561.40	699
03.9321.14BDA	409	03.9351.14ANI	413	03.9401.14ACB	421	03.9431.14A	425	03.9460.40BDA	433	03.9561.ET	699
03.9321.40A	409	03.9351.14BDA	413	03.9401.14ANI	421	03.9431.14ACB	425	03.9461.14A	433	03.9561.EU	699
03.9321.40ACB	409	03.9351.40A	413	03.9401.14BDA	421	03.9431.14ANI	425	03.9461.14ACB	433	03.9570.02	699
03.9321.40ANI	409	03.9351.40ACB	413	03.9401.40A	421	03.9431.14BDA	425	03.9461.14ANI	433	03.9570.14	699
03.9321.40BDA	409	03.9351.40ANI	413	03.9401.40ACB	421	03.9431.40A	425	03.9461.14BDA	433	03.9570.40	699
03.9325.14A	410	03.9351.40BDA	413	03.9401.40ANI	421	03.9431.40ACB	425	03.9461.40A	433	03.9570.ET	699
03.9325.14ACB	410	03.9355.14A	414	03.9401.40BDA	421	03.9431.40ANI	425	03.9461.40ACB	433	03.9570.EU	699
03.9325.14ANI	410	03.9355.14ACB	414	03.9405.14A	422	03.9431.40BDA	425	03.9461.40ANI	433	03.9571.02	699
03.9325.14BDA	410	03.9355.14ANI	414	03.9405.14ACB	422	03.9435.14A	426	03.9461.40BDA	433	03.9571.14	699
03.9325.40A	410	03.9355.14BDA	414	03.9405.14ANI	422	03.9435.14ACB	426	03.9465.14A	434	03.9571.40	699
03.9325.40ACB	410	03.9355.40A	414	03.9405.14BDA	422	03.9435.14ANI	426	03.9465.14ACB	434	03.9571.ET	699
03.9325.40ANI	410	03.9355.40ACB	414	03.9405.40A	422	03.9435.14BDA	426	03.9465.14ANI	434	03.9571.EU	699
03.9325.40BDA	410	03.9355.40ANI	414	03.9405.40ACB	422	03.9435.40A	426	03.9465.14BDA	434	03.9620.14A	175
03.9326.14A	410	03.9355.40BDA	414	03.9405.40ANI	422	03.9435.40ACB	426	03.9465.40A	434	03.9620.14ACB	175
03.9326.14ACB	410	03.9356.14A	414	03.9405.40BDA	422	03.9435.40ANI	426	03.9465.40ACB	434	03.9620.14BDA	175
03.9326.14ANI	410	03.9356.14ACB	414	03.9406.14A	422	03.9435.40BDA	426	03.9465.40ANI	434	03.9620.40A	175
03.9326.14BDA	410	03.9356.14ANI	414	03.9406.14ACB	422	03.9436.14A	426	03.9465.40BDA	434	03.9620.40ACB	175
03.9326.40A	410	03.9356.14BDA	414	03.9406.14ANI	422	03.9436.14ACB	426	03.9466.14A	434	03.9620.40BDA	175
03.9326.40ACB	410	03.9356.40A	414	03.9406.14BDA	422	03.9436.14ANI	426	03.9466.14ACB	434	03.9621.14A	175
03.9326.40ANI	410	03.9356.40ACB	414	03.9406.40A	422	03.9436.14BDA	426	03.9466.14ANI	434	03.9621.14ACB	175
03.9326.40BDA	410	03.9356.40ANI	414	03.9406.40ACB	422	03.9436.40A	426	03.9466.14BDA	434	03.9621.14BDA	175
03.9330.14A	409	03.9356.40BDA	414	03.9406.40ANI	422	03.9436.40ACB	426	03.9466.40A	434	03.9621.40A	175
03.9330.14ACB	409	03.9360.14A	417	03.9406.40BDA	422	03.9436.40ANI	426	03.9466.40ACB	434	03.9621.40ACB	175
03.9330.14ANI	409	03.9360.14ACB	417	03.9410.14A	421	03.9436.40BDA	426	03.9466.40ANI	434	03.9621.40BDA	175
03.9330.14BDA	409	03.9360.14ANI	417	03.9410.14ACB	421	03.9440.14A	429	03.9466.40BDA	434	03.9625.14A	176
03.9330.40A	409	03.9360.14BDA	417	03.9410.14ANI	421	03.9440.14ACB	429	03.9470.14A	433	03.9625.14ACB	176
03.9330.40ACB	409	03.9360.40A	417	03.9410.14BDA	421	03.9440.14ANI	429	03.9470.14ACB	433	03.9625.14BDA	176
03.9330.40ANI	409	03.9360.40ACB	417	03.9410.40A	421	03.9440.14BDA	429	03.9470.14ANI	433	03.9625.40A	176
03.9330.40BDA	409	03.9360.40ANI	417	03.9410.40ACB	421	03.9440.40A	429	03.9470.14BDA	433	03.9625.40ACB	176
03.9331.14A	409	03.9360.40BDA	417	03.9410.40ANI	421	03.9440.40ACB	429	03.9470.40A	433	03.9625.40BDA	176
03.9331.14ACB	409	03.9361.14A	417	03.9410.40BDA	421	03.9440.40ANI	429	03.9470.40ACB	433	03.9626.14A	176
03.9331.14ANI	409	03.9361.14ACB	417	03.9411.14A	421	03.9440.40BDA	429	03.9470.40ANI	433	03.9626.14ACB	176
03.9331.14BDA	409	03.9361.14ANI	417	03.9411.14ACB	421	03.9441.14A	429	03.9470.40BDA	433	03.9626.14BDA	176
03.9331.40A	409	03.9361.14BDA	417	03.9411.14ANI	421	03.9441.14ACB	429	03.9471.14A	433	03.9626.40A	176
03.9331.40ACB	409	03.9361.40A	417	03.9411.14BDA	421	03.9441.14ANI	429	03.9471.14ACB	433	03.9626.40ACB	176
03.9331.40ANI	409	03.9361.40ACB	417	03.9411.40A	421	03.9441.14BDA	429	03.9471.14ANI	433	03.9626.40BDA	176
03.9331.40BDA	409	03.9361.40ANI	417	03.9411.40ACB	421	03.9441.40A	429	03.9471.14BDA	433	03.9630.14A	175
03.9335.14A	410	03.9361.40BDA	417	03.9411.40ANI	421	03.9441.40ACB	429	03.9471.40A	433	03.9630.14ACB	175
03.9335.14ACB	410	03.9365.14A	418	03.9411.40BDA	421	03.9441.40ANI	429	03.9471.40ACB	433	03.9630.14BDA	175
03.9335.14ANI	410	03.9365.14ACB	418	03.9415.14A	422	03.9441.40BDA	429	03.9471.40ANI	433	03.9630.40A	175
03.9335.14BDA	410	03.9365.14ANI	418	03.9415.14ACB	422	03.9445.14A	430	03.9471.40BDA	433	03.9630.40ACB	175
03.9335.40A	410	03.9365.14BDA	418	03.9415.14ANI	422	03.9445.14ACB	430	03.9475.14A	434	03.9630.40BDA	175
03.9335.40ACB	410	03.9365.40A	418	03.9415.14BDA	422	03.9445.14ANI	430	03.9475.14ACB	434	03.9631.14A	175
03.9335.40ANI	410	03.9365.40ACB	418	03.9415.40A	422	03.9445.14BDA	430	03.9475.14ANI	434	03.9631.14ACB	175
03.9335.40BDA	410	03.9365.40ANI	418	03.9415.40ACB	422	03.9445.40A	430	03.9475.14BDA	434	03.9631.14BDA	175
03.9336.14A	410	03.9365.40BDA	418	03.9415.40ANI	422	03.9445.40ACB	430	03.9475.40A	434	03.9631.40A	175
03.9336.14ACB	410	03.9366.14A	418	03.9415.40BDA	422	03.9445.40ANI	430	03.9475.40ACB	434	03.9631.40ACB	175
03.9336.14ANI	410	03.9366.14ACB	418	03.9416.14A	422	03.9445.40BDA	430	03.9475.40ANI	434	03.9631.40BDA	175
03.9336.14BDA	410	03.9366.14ANI	418	03.9416.14ACB	422	03.9446.14A	430	03.9475.40BDA	434	03.9635.14A	176
03.9336.40A	410	03.9366.14BDA	418	03.9416.14ANI	422	03.9446.14ACB	430	03.9476.14A	434	03.9635.14ACB	176
03.9336.40ACB	410	03.9366.40A	418	03.9416.14BDA	422	03.9446.14ANI	430	03.9476.14ACB	434	03.9635.14BDA	176
03.9336.40ANI	410	03.9366.40ACB	418	03.9416.40A	422	03.9446.14BDA	430	03.9476.14ANI	434	03.9635.40A	176
03.9336.40BDA	410	03.9366.40ANI	418	03.9416.40ACB	422	03.9446.40A	430	03.9476.14BDA	434	03.9635.40ACB	176
03.9340.14A	413	03.9366.40BDA	418	03.9416.40ANI	422	03.9446.40ACB	430	03.9476.40A	434	03.9635.40BDA	176
03.9340.14ACB	413	03.9370.14A	417	03.9416.40BDA	422	03.9446.40ANI	430	03.9476.40ACB	434	03.9636.14A	176
03.9340.14ANI	413	03.9370.14ACB	417	03.9420.14A	425	03.9446.40BDA	430	03.9476.40ANI	434	03.9636.14ACB	176
03.9340.14BDA	413	03.9370.14ANI	417	03.9420.14ACB	425	03.9450.14A	429	03.9476.40BDA	434	03.9636.14BDA	176

QUICK SEARCH OF PRODUCT

Ref.	Page	Ref.	Page	Ref.	Page	Ref.	Page	Ref.	Page	Ref.	Page
03.9636.40A	176	03.9831.14A	439	03.9911.ER	470	03.9954.ER	470	03.9978.ERA	471	05.0606.40.CB	372
03.9636.40ACB	176	03.9831.14ADA	439	03.9911.ES	470	03.9954.ES	470	03.9978.ESA	471	05.0606.40.DA	372
03.9636.40BDA	176	03.9831.40A	439	03.9912.14	470	03.9955.14	470	03.9980.14	478	05.0606.40.NI	372
03.9660.14A	177	03.9831.40ADA	439	03.9912.40A	470	03.9955.40A	470	03.9980.40A	478	05.0607.14	372
03.9660.14ACB	177	03.9835.14A	440	03.9912.EQ	470	03.9955.EQ	470	03.9980.EQ	478	05.0607.14.CB	372
03.9660.14BDA	177	03.9835.14ADA	440	03.9912.ER	470	03.9955.ER	470	03.9980.ER	478	05.0607.14.DA	372
03.9660.40A	177	03.9835.40A	440	03.9912.ES	470	03.9955.ES	470	03.9980.ES	478	05.0607.14.NI	372
03.9660.40ACB	177	03.9835.40ADA	440	03.9913.14	470	03.9956.14	470	03.9981.14	478	05.0607.40	372
03.9660.40BDA	177	03.9836.14A	440	03.9913.40A	470	03.9956.40A	470	03.9981.40A	478	05.0607.40.CB	372
03.9661.14A	177	03.9836.14ADA	440	03.9913.EQ	470	03.9956.EQ	470	03.9981.EQ	478	05.0607.40.DA	372
03.9661.14ACB	177	03.9836.40A	440	03.9913.ER	470	03.9956.ER	470	03.9981.ER	478	05.0607.40.NI	372
03.9661.14BDA	177	03.9836.40ADA	440	03.9913.ES	470	03.9956.ES	470	03.9981.ES	478	05.0608.14	372
03.9661.40A	177	03.9860.14A	441	03.9920.14	476	03.9957.14	470	03.9982.14	478	05.0608.14.CB	372
03.9661.40ACB	177	03.9860.14ADA	441	03.9920.40A	476	03.9957.40A	470	03.9982.40A	478	05.0608.14.DA	372
03.9661.40BDA	177	03.9860.40A	441	03.9920.EQ	476	03.9957.EQ	470	03.9982.EQ	478	05.0608.14.NI	372
03.9664.14A	177	03.9860.40ADA	441	03.9920.ER	476	03.9957.ER	470	03.9982.ER	478	05.0608.40	372
03.9664.14ACB	177	03.9861.14A	441	03.9920.ES	476	03.9957.ES	470	03.9982.ES	478	05.0608.40.CB	372
03.9664.14BDA	177	03.9861.14ADA	441	03.9921.14	476	03.9960.14	476	03.9983.14	478	05.0608.40.DA	372
03.9664.40A	177	03.9861.40A	441	03.9921.40A	476	03.9960.40A	476	03.9983.40A	478	05.0608.40.NI	372
03.9664.40ACB	177	03.9861.40ADA	441	03.9921.EQ	476	03.9960.EQ	476	03.9983.EQ	478	05.0609.14	372
03.9664.40BDA	177	03.9864.14A	441	03.9921.ER	476	03.9960.ER	476	03.9983.ER	478	05.0609.14.CB	372
03.9665.14A	177	03.9864.14ADA	441	03.9921.ES	476	03.9960.ES	476	03.9983.ES	478	05.0609.14.DA	372
03.9665.14ACB	177	03.9864.40A	441	03.9922.14	476	03.9961.14	476	03.9985.14	478	05.0609.14.NI	372
03.9665.14BDA	177	03.9864.40ADA	441	03.9922.40A	476	03.9961.40A	476	03.9985.40A	478	05.0609.40	372
03.9665.40A	177	03.9865.14A	441	03.9922.EQ	476	03.9961.EQ	476	03.9985.EQ	478	05.0609.40.CB	372
03.9665.40ACB	177	03.9865.14ADA	441	03.9922.ER	476	03.9961.ER	476	03.9985.ER	478	05.0609.40.DA	372
03.9665.40BDA	177	03.9865.40A	441	03.9922.ES	476	03.9961.ES	476	03.9985.ES	478	05.0609.40.NI	372
03.9720.14A	439	03.9865.40ADA	441	03.9923.14	477	03.9962.14	476	03.9986.14	478	05.0610.14	373
03.9720.14ADA	439	03.9890.14	479	03.9923.40A	477	03.9962.40A	476	03.9986.40A	478	05.0610.14.CB	373
03.9720.40A	439	03.9890.40	479	03.9923.EQ	477	03.9962.EQ	476	03.9986.EQ	478	05.0610.14.DA	373
03.9720.40ADA	439	03.9890.EQ	479	03.9923.ER	477	03.9962.ER	476	03.9986.ER	478	05.0610.14.NI	373
03.9721.14A	439	03.9890.ER	479	03.9923.ES	477	03.9962.ES	476	03.9986.ES	478	05.0610.40	373
03.9721.14ADA	439	03.9890.ES	479	03.9924.14	476	03.9963.14	477	03.9987.14	478	05.0610.40.CB	373
03.9721.40A	439	03.9891.14	479	03.9924.40A	476	03.9963.40A	477	03.9987.40A	478	05.0610.40.DA	373
03.9721.40ADA	439	03.9891.40	479	03.9924.EQ	476	03.9963.EQ	477	03.9987.EQ	478	05.0610.40.NI	373
03.9725.14A	440	03.9891.EQ	479	03.9924.ER	476	03.9963.ER	477	03.9987.ER	478	05.0611.14	373
03.9725.14ADA	440	03.9891.ER	479	03.9924.ES	476	03.9963.ES	477	03.9987.ES	478	05.0611.14.CB	373
03.9725.40A	440	03.9891.ES	479	03.9931.14A	471	03.9964.14	476	03.9988.14	478	05.0611.14.DA	373
03.9725.40ADA	440	03.9892.14	479	03.9931.40B	471	03.9964.40A	476	03.9988.40A	478	05.0611.14.NI	373
03.9726.14A	440	03.9892.40	479	03.9931.EQA	471	03.9964.EQ	476	03.9988.EQ	478	05.0611.40	373
03.9726.14ADA	440	03.9892.EQ	479	03.9931.ERA	471	03.9964.ER	476	03.9988.ER	478	05.0611.40.CB	373
03.9726.40A	440	03.9892.ER	479	03.9931.ESA	471	03.9964.ES	476	03.9988.ES	478	05.0611.40.DA	373
03.9726.40ADA	440	03.9892.ES	479	03.9932.14A	471	03.9965.14	476	05.0600.14	372	05.0611.40.NI	373
03.9730.14A	439	03.9900.14A	436	03.9932.40B	471	03.9965.40A	476	05.0600.14.CB	372	05.0612.14	373
03.9730.14ADA	439	03.9900.14ACB	436	03.9932.EQA	471	03.9965.EQ	476	05.0600.14.DA	372	05.0612.14.CB	373
03.9730.40A	439	03.9900.14ANI	436	03.9932.ERA	471	03.9965.ER	476	05.0600.14.NI	372	05.0612.14.DA	373
03.9730.40ADA	439	03.9900.14BDA	436	03.9932.ESA	471	03.9965.ES	476	05.0600.40	372	05.0612.14.NI	373
03.9731.14A	439	03.9900.40A	436	03.9933.14A	471	03.9966.14	476	05.0600.40.CB	372	05.0612.40	373
03.9731.14ADA	439	03.9900.40ACB	436	03.9933.40B	471	03.9966.40A	476	05.0600.40.DA	372	05.0612.40.CB	373
03.9731.40A	439	03.9900.40ANI	436	03.9933.EQA	471	03.9966.EQ	476	05.0600.40.NI	372	05.0612.40.DA	373
03.9731.40ADA	439	03.9900.40BDA	436	03.9933.ERA	471	03.9966.ER	476	05.0601.14	372	05.0612.40.NI	373
03.9735.14A	440	03.9901.14A	436	03.9933.ESA	471	03.9966.ES	476	05.0601.14.CB	372	05.0613.14	373
03.9735.14ADA	440	03.9901.14ACB	436	03.9940.14	478	03.9967.14	477	05.0601.14.DA	372	05.0613.14.CB	373
03.9735.40A	440	03.9901.14ANI	436	03.9940.40A	478	03.9967.40A	477	05.0601.14.NI	372	05.0613.14.DA	373
03.9735.40ADA	440	03.9901.14BDA	436	03.9940.EQ	478	03.9967.EQ	477	05.0601.40	372	05.0613.14.NI	373
03.9736.14A	440	03.9901.40A	436	03.9940.ER	478	03.9967.ER	477	05.0601.40.CB	372	05.0613.40	373
03.9736.14ADA	440	03.9901.40ACB	436	03.9940.ES	478	03.9967.ES	477	05.0601.40.DA	372	05.0613.40.CB	373
03.9736.40A	440	03.9901.40ANI	436	03.9941.14	478	03.9968.14	476	05.0601.40.NI	372	05.0613.40.DA	373
03.9736.40ADA	440	03.9901.40BDA	436	03.9941.40A	478	03.9968.40A	476	05.0602.14	372	05.0613.40.NI	373
03.9760.14A	441	03.9902.14A	436	03.9941.EQ	478	03.9968.EQ	476	05.0602.14.CB	372	05.0614.14	373
03.9760.14ADA	441	03.9902.14ACB	436	03.9941.ER	478	03.9968.ER	476	05.0602.14.DA	372	05.0614.14.CB	373
03.9760.40A	441	03.9902.14ANI	436	03.9941.ES	478	03.9968.ES	476	05.0602.14.NI	372	05.0614.14.DA	373
03.9760.40ADA	441	03.9902.14BDA	436	03.9942.14	478	03.9969.14	476	05.0602.40	372	05.0614.14.NI	373
03.9761.14A	441	03.9902.40A	436	03.9942.40A	478	03.9969.40A	476	05.0602.40.CB	372	05.0614.40	373
03.9761.14ADA	441	03.9902.40ACB	436	03.9942.EQ	478	03.9969.EQ	476	05.0602.40.DA	372	05.0614.40.CB	373
03.9761.40A	441	03.9902.40ANI	436	03.9942.ER	478	03.9969.ER	476	05.0602.40.NI	372	05.0614.40.DA	373
03.9761.40ADA	441	03.9902.40BDA	436	03.9942.ES	478	03.9969.ES	476	05.0603.14	372	05.0614.40.NI	373
03.9764.14A	441	03.9903.14A	436	03.9943.14	478	03.9971.14A	471	05.0603.14.CB	372	05.0615.14	373
03.9764.14ADA	441	03.9903.14ACB	436	03.9943.40A	478	03.9971.40B	471	05.0603.14.DA	372	05.0615.14.CB	373
03.9764.40A	441	03.9903.14ANI	436	03.9943.EQ	478	03.9971.EQA	471	05.0603.14.NI	372	05.0615.14.DA	373
03.9764.40ADA	441	03.9903.14BDA	436	03.9943.ER	478	03.9971.ERA	471	05.0603.40	372	05.0615.14.NI	373
03.9765.14A	441	03.9903.40A	436	03.9943.ES	478	03.9971.ESA	471	05.0603.40.CB	372	05.0615.40	373
03.9765.14ADA	441	03.9903.40ACB	436	03.9950.14	470	03.9972.14A	471	05.0603.40.DA	372	05.0615.40.CB	373
03.9765.40A	441	03.9903.40ANI	436	03.9950.40A	470	03.9972.40B	471	05.0603.40.NI	372	05.0615.40.DA	373
03.9765.40ADA	441	03.9903.40BDA	436	03.9950.EQ	470	03.9972.EQA	471	05.0604.14	372	05.0615.40.NI	373
03.9820.14A	439	03.9904.14A	178	03.9950.ER	470	03.9972.ERA	471	05.0604.14.CB	372	05.0616.14	373
03.9820.14ADA	439	03.9904.14ACB	178	03.9950.ES	470	03.9972.ESA	471	05.0604.14.DA	372	05.0616.14.CB	373
03.9820.40A	439	03.9904.14BDA	178	03.9951.14	470	03.9973.14A	471	05.0604.14.NI	372	05.0616.14.DA	373
03.9820.40ADA	439	03.9904.40A	178	03.9951.40A	470	03.9973.40B	471	05.0604.40	372	05.0616.14.NI	373
03.9821.14A	439	03.9904.40ACB	178	03.9951.EQ	470	03.9973.EQA	471	05.0604.40.CB	372	05.0616.40	373
03.9821.14ADA	439	03.9904.40BDA	178	03.9951.ER	470	03.9973.ERA	471	05.0604.40.DA	372	05.0616.40.CB	373
03.9821.40A	439	03.9905.14A	178	03.9951.ES	470	03.9973.ESA	471	05.0604.40.NI	372	05.0616.40.DA	373
03.9821.40ADA	439	03.9905.14ACB	178	03.9952.14	470	03.9976.14A	471	05.0605.14	372	05.0616.40.NI	373
03.9825.14A	440	03.9905.14BDA	178	03.9952.40A	470	03.9976.40B	471	05.0605.14.CB	372	05.0617.14	373
03.9825.14ADA	440	03.9905.40A	178	03.9952.EQ	470	03.9976.EQA	471	05.0605.14.DA	372	05.0617.14.CB	373
03.9825.40A	440	03.9905.40ACB	178	03.9952.ER	470	03.9976.ERA	471	05.0605.14.NI	372	05.0617.14.DA	373
03.9825.40ADA	440	03.9905.40BDA	178	03.9952.ES	470	03.9976.ESA	471	05.0605.40	372	05.0617.14.NI	373
03.9826.14A	440	03.9910.14	470	03.9953.14	470	03.9977.14A	471	05.0605.40.CB	372	05.0617.40	373
03.9826.14ADA	440	03.9910.40A	470	03.9953.40A	470	03.9977.40B	471	05.0605.40.DA	372	05.0617.40.CB	373
03.9826.40A	440	03.9910.EQ	470	03.9953.EQ	470	03.9977.EQA	471	05.0605.40.NI	372	05.0617.40.DA	373
03.9826.40ADA	440	03.9910.ER	470	03.9953.ER	470	03.9977.ERA	471	05.0606.14	372	05.0617.40.NI	373
03.9830.14A	439	03.9910.ES	470	03.9953.ES	470	03.9977.ESA	471	05.0606.14.CB	372	05.0618.14	373
03.9830.14ADA	439	03.9911.14	470	03.9954.14	470	03.9978.14A	471	05.0606.14.DA	372	05.0618.14.CB	373
03.9830.40A	439	03.9911.40A	470	03.9954.40A	470	03.9978.40B	471	05.0606.14.NI	372	05.0618.14.DA	373
03.9830.40ADA	439	03.9911.EQ	470	03.9954.EQ	470	03.9978.EQA	471	05.0606.40	372	05.0618.14.NI	373

QUICK SEARCH OF PRODUCT

Ref.	Page
05.0618.40	373
05.0618.40.CB	373
05.0618.40.DA	373
05.0618.40.NI	373
05.0619.14	373
05.0619.14.CB	373
05.0619.14.DA	373
05.0619.14.NI	373
05.0619.40	373
05.0619.40.CB	373
05.0619.40.DA	373
05.0619.40.NI	373
05.0620.14	374
05.0620.14.CB	374
05.0620.14.DA	374
05.0620.14.NI	374
05.0620.40	374
05.0620.40.CB	374
05.0620.40.DA	374
05.0620.40.NI	374
05.0621.14	374
05.0621.14.CB	374
05.0621.14.DA	374
05.0621.14.NI	374
05.0621.40	374
05.0621.40.CB	374
05.0621.40.DA	374
05.0621.40.NI	374
05.0622.14	374
05.0622.14.CB	374
05.0622.14.DA	374
05.0622.14.NI	374
05.0622.40	374
05.0622.40.CB	374
05.0622.40.DA	374
05.0622.40.NI	374
05.0623.14	374
05.0623.14.CB	374
05.0623.14.DA	374
05.0623.14.NI	374
05.0623.40	374
05.0623.40.CB	374
05.0623.40.DA	374
05.0623.40.NI	374
05.0624.14	374
05.0624.14.CB	374
05.0624.14.DA	374
05.0624.14.NI	374
05.0624.40	374
05.0624.40.CB	374
05.0624.40.DA	374
05.0624.40.NI	374
05.0625.14	374
05.0625.14.CB	374
05.0625.14.DA	374
05.0625.14.NI	374
05.0625.40	374
05.0625.40.CB	374
05.0625.40.DA	374
05.0625.40.NI	374
05.0626.14	374
05.0626.14.CB	374
05.0626.14.DA	374
05.0626.14.NI	374
05.0626.40	374
05.0626.40.CB	374
05.0626.40.DA	374
05.0626.40.NI	374
05.0627.14	374
05.0627.14.CB	374
05.0627.14.DA	374
05.0627.14.NI	374
05.0627.40	374
05.0627.40.CB	374
05.0627.40.DA	374
05.0627.40.NI	374
05.0628.14	374
05.0628.14.CB	374
05.0628.14.DA	374
05.0628.14.NI	374
05.0628.40	374
05.0628.40.CB	374
05.0628.40.DA	374
05.0628.40.NI	374
05.0629.14	374
05.0629.14.CB	374
05.0629.14.DA	374
05.0629.14.NI	374
05.0629.40	374
05.0629.40.CB	374
05.0629.40.DA	374
05.0629.40.NI	374
05.0630.14	375
05.0630.14.CB	375
05.0630.14.DA	375

Ref.	Page
05.0630.14.NI	375
05.0630.40	375
05.0630.40.CB	375
05.0630.40.DA	375
05.0630.40.NI	375
05.0631.14	375
05.0631.14.CB	375
05.0631.14.DA	375
05.0631.14.NI	375
05.0631.40	375
05.0631.40.CB	375
05.0631.40.DA	375
05.0631.40.NI	375
05.0632.14	375
05.0632.14.CB	375
05.0632.14.DA	375
05.0632.14.NI	375
05.0632.40	375
05.0632.40.CB	375
05.0632.40.DA	375
05.0632.40.NI	375
05.0633.14	375
05.0633.14.CB	375
05.0633.14.DA	375
05.0633.14.NI	375
05.0633.40	375
05.0633.40.CB	375
05.0633.40.DA	375
05.0633.40.NI	375
05.0634.14	375
05.0634.14.CB	375
05.0634.14.DA	375
05.0634.14.NI	375
05.0634.40	375
05.0634.40.CB	375
05.0634.40.DA	375
05.0634.40.NI	375
05.0635.14	375
05.0635.14.CB	375
05.0635.14.DA	375
05.0635.14.NI	375
05.0635.40	375
05.0635.40.CB	375
05.0635.40.DA	375
05.0635.40.NI	375
05.0636.14	375
05.0636.14.CB	375
05.0636.14.DA	375
05.0636.14.NI	375
05.0636.40	375
05.0636.40.CB	375
05.0636.40.DA	375
05.0636.40.NI	375
05.0637.14	375
05.0637.14.CB	375
05.0637.14.DA	375
05.0637.14.NI	375
05.0637.40	375
05.0637.40.CB	375
05.0637.40.DA	375
05.0637.40.NI	375
05.0638.14	375
05.0638.14.CB	375
05.0638.14.DA	375
05.0638.14.NI	375
05.0638.40	375
05.0638.40.CB	375
05.0638.40.DA	375
05.0638.40.NI	375
05.0639.14	375
05.0639.14.CB	375
05.0639.14.DA	375
05.0639.14.NI	375
05.0639.40	375
05.0639.40.CB	375
05.0639.40.DA	375
05.0639.40.NI	375
05.0640.14	392
05.0640.14.CB	392
05.0640.14.DA	392
05.0640.14.NI	392
05.0640.40	392
05.0640.40.CB	392
05.0640.40.DA	392
05.0640.40.NI	392
05.0641.14	392
05.0641.14.CB	392
05.0641.14.DA	392
05.0641.14.NI	392
05.0641.40	392
05.0641.40.CB	392
05.0641.40.DA	392
05.0641.40.NI	392
05.0642.14	392
05.0642.14.CB	392

Ref.	Page
05.0642.14.DA	392
05.0642.14.NI	392
05.0642.40	392
05.0642.40.CB	392
05.0642.40.DA	392
05.0642.40.NI	392
05.0643.14	392
05.0643.14.CB	392
05.0643.14.DA	392
05.0643.14.NI	392
05.0643.40	392
05.0643.40.CB	392
05.0643.40.DA	392
05.0643.40.NI	392
05.0644.14	392
05.0644.14.CB	392
05.0644.14.DA	392
05.0644.14.NI	392
05.0644.40	392
05.0644.40.CB	392
05.0644.40.DA	392
05.0644.40.NI	392
05.0645.14	392
05.0645.14.CB	392
05.0645.14.DA	392
05.0645.14.NI	392
05.0645.40	392
05.0645.40.CB	392
05.0645.40.DA	392
05.0645.40.NI	392
05.0646.14	392
05.0646.14.CB	392
05.0646.14.DA	392
05.0646.14.NI	392
05.0646.40	392
05.0646.40.CB	392
05.0646.40.DA	392
05.0646.40.NI	392
05.0647.14	392
05.0647.14.CB	392
05.0647.14.DA	392
05.0647.14.NI	392
05.0647.40	392
05.0647.40.CB	392
05.0647.40.DA	392
05.0647.40.NI	392
05.0648.14	392
05.0648.14.CB	392
05.0648.14.DA	392
05.0648.14.NI	392
05.0648.40	392
05.0648.40.CB	392
05.0648.40.DA	392
05.0648.40.NI	392
05.0649.14	392
05.0649.14.CB	392
05.0649.14.DA	392
05.0649.14.NI	392
05.0649.40	392
05.0649.40.CB	392
05.0649.40.DA	392
05.0649.40.NI	392
05.0650.14	393
05.0650.14.CB	393
05.0650.14.DA	393
05.0650.14.NI	393
05.0650.40	393
05.0650.40.CB	393
05.0650.40.DA	393
05.0650.40.NI	393
05.0651.14	393
05.0651.14.CB	393
05.0651.14.DA	393
05.0651.14.NI	393
05.0651.40	393
05.0651.40.CB	393
05.0651.40.DA	393
05.0651.40.NI	393
05.0652.14	393
05.0652.14.CB	393
05.0652.14.DA	393
05.0652.14.NI	393
05.0652.40	393
05.0652.40.CB	393
05.0652.40.DA	393
05.0652.40.NI	393
05.0653.14	393
05.0653.14.CB	393
05.0653.14.DA	393
05.0653.14.NI	393
05.0653.40	393
05.0653.40.CB	393
05.0653.40.DA	393
05.0653.40.NI	393
05.0654.14	393

Ref.	Page
05.0654.14.CB	393
05.0654.14.DA	393
05.0654.14.NI	393
05.0654.40	393
05.0654.40.CB	393
05.0654.40.DA	393
05.0654.40.NI	393
05.0655.14	393
05.0655.14.CB	393
05.0655.14.DA	393
05.0655.14.NI	393
05.0655.40	393
05.0655.40.CB	393
05.0655.40.DA	393
05.0655.40.NI	393
05.0656.14	393
05.0656.14.CB	393
05.0656.14.DA	393
05.0656.14.NI	393
05.0656.40	393
05.0656.40.CB	393
05.0656.40.DA	393
05.0656.40.NI	393
05.0657.14	393
05.0657.14.CB	393
05.0657.14.DA	393
05.0657.14.NI	393
05.0657.40	393
05.0657.40.CB	393
05.0657.40.DA	393
05.0657.40.NI	393
05.0658.14	393
05.0658.14.CB	393
05.0658.14.DA	393
05.0658.14.NI	393
05.0658.40	393
05.0658.40.CB	393
05.0658.40.DA	393
05.0658.40.NI	393
05.0659.14	393
05.0659.14.CB	393
05.0659.14.DA	393
05.0659.14.NI	393
05.0659.40	393
05.0659.40.CB	393
05.0659.40.DA	393
05.0659.40.NI	393
05.0660.14	394
05.0660.14.CB	394
05.0660.14.DA	394
05.0660.14.NI	394
05.0660.40	394
05.0660.40.CB	394
05.0660.40.DA	394
05.0660.40.NI	394
05.0661.14	394
05.0661.14.CB	394
05.0661.14.DA	394
05.0661.14.NI	394
05.0661.40	394
05.0661.40.CB	394
05.0661.40.DA	394
05.0661.40.NI	394
05.0662.14	394
05.0662.14.CB	394
05.0662.14.DA	394
05.0662.14.NI	394
05.0662.40	394
05.0662.40.CB	394
05.0662.40.DA	394
05.0662.40.NI	394
05.0663.14	394
05.0663.14.CB	394
05.0663.14.DA	394
05.0663.14.NI	394
05.0663.40	394
05.0663.40.CB	394
05.0663.40.DA	394
05.0663.40.NI	394
05.0664.14	394
05.0664.14.CB	394
05.0664.14.DA	394
05.0664.14.NI	394
05.0664.40	394
05.0664.40.CB	394
05.0664.40.DA	394
05.0664.40.NI	394
05.0665.14	394
05.0665.14.CB	394
05.0665.14.DA	394
05.0665.14.NI	394
05.0665.40	394
05.0665.40.CB	394
05.0665.40.DA	394
05.0665.40.NI	394

Ref.	Page
05.0666.14	394
05.0666.14.CB	394
05.0666.14.DA	394
05.0666.14.NI	394
05.0666.40	394
05.0666.40.CB	394
05.0666.40.DA	394
05.0666.40.NI	394
05.0667.14	394
05.0667.14.CB	394
05.0667.14.DA	394
05.0667.14.NI	394
05.0667.40	394
05.0667.40.CB	394
05.0667.40.DA	394
05.0667.40.NI	394
05.0668.14	394
05.0668.14.CB	394
05.0668.14.DA	394
05.0668.14.NI	394
05.0668.40	394
05.0668.40.CB	394
05.0668.40.DA	394
05.0668.40.NI	394
05.0669.14	394
05.0669.14.CB	394
05.0669.14.DA	394
05.0669.14.NI	394
05.0669.40	394
05.0669.40.CB	394
05.0669.40.DA	394
05.0669.40.NI	394
05.0670.14	395
05.0670.14.CB	395
05.0670.14.DA	395
05.0670.14.NI	395
05.0670.40	395
05.0670.40.CB	395
05.0670.40.DA	395
05.0670.40.NI	395
05.0671.14	395
05.0671.14.CB	395
05.0671.14.DA	395
05.0671.14.NI	395
05.0671.40	395
05.0671.40.CB	395
05.0671.40.DA	395
05.0671.40.NI	395
05.0672.14	395
05.0672.14.CB	395
05.0672.14.DA	395
05.0672.14.NI	395
05.0672.40	395
05.0672.40.CB	395
05.0672.40.DA	395
05.0672.40.NI	395
05.0673.14	395
05.0673.14.CB	395
05.0673.14.DA	395
05.0673.14.NI	395
05.0673.40	395
05.0673.40.CB	395
05.0673.40.DA	395
05.0673.40.NI	395
05.0674.14	395
05.0674.14.CB	395
05.0674.14.DA	395
05.0674.14.NI	395
05.0674.40	395
05.0674.40.CB	395
05.0674.40.DA	395
05.0674.40.NI	395
05.0675.14	395
05.0675.14.CB	395
05.0675.14.DA	395
05.0675.14.NI	395
05.0675.40	395
05.0675.40.CB	395
05.0675.40.DA	395
05.0675.40.NI	395
05.0676.14	395
05.0676.14.CB	395
05.0676.14.DA	395
05.0676.14.NI	395
05.0676.40	395
05.0676.40.CB	395
05.0676.40.DA	395
05.0676.40.NI	395
05.0677.14	395
05.0677.14.CB	395
05.0677.14.DA	395
05.0677.14.NI	395
05.0677.40	395
05.0677.40.CB	395
05.0677.40.DA	395

Ref.	Page
05.0677.40.NI	395
05.0678.14	395
05.0678.14.CB	395
05.0678.14.DA	395
05.0678.14.NI	395
05.0678.40	395
05.0678.40.CB	395
05.0678.40.DA	395
05.0678.40.NI	395
05.0679.14	395
05.0679.14.CB	395
05.0679.14.DA	395
05.0679.14.NI	395
05.0679.40	395
05.0679.40.CB	395
05.0679.40.DA	395
05.0679.40.NI	395
05.0700.14	442
05.0700.14.DA	442
05.0700.14.NI	442
05.0700.40	442
05.0700.40.DA	442
05.0700.40.NI	442
05.0701.14	442
05.0701.14.DA	442
05.0701.14.NI	442
05.0701.40	442
05.0701.40.DA	442
05.0701.40.NI	442
05.0702.40	442
05.0702.40.DA	442
05.0702.40.NI	442
05.0703.40	442
05.0703.40.DA	442
05.0703.40.NI	442
05.0705.14	442
05.0705.14.DA	442
05.0705.14.NI	442
05.0705.40	442
05.0705.40.DA	442
05.0705.40.NI	442
05.0706.14	442
05.0706.14.DA	442
05.0706.14.NI	442
05.0706.40	442
05.0706.40.DA	442
05.0706.40.NI	442
05.0707.40	442
05.0707.40.DA	442
05.0707.40.NI	442
05.0708.40	442
05.0708.40.DA	442
05.0708.40.NI	442
05.0710.14	443
05.0710.14.DA	443
05.0710.14.NI	443
05.0710.40	443
05.0710.40.DA	443
05.0710.40.NI	443
05.0711.14	443
05.0711.14.DA	443
05.0711.14.NI	443
05.0711.40	443
05.0711.40.DA	443
05.0711.40.NI	443
05.0712.40	443
05.0712.40.DA	443
05.0712.40.NI	443
05.0713.40	443
05.0713.40.DA	443
05.0713.40.NI	443
05.0715.14	443
05.0715.14.DA	443
05.0715.14.NI	443
05.0715.40	443
05.0715.40.DA	443
05.0715.40.NI	443
05.0716.14	443
05.0716.14.DA	443
05.0716.14.NI	443
05.0716.40	443
05.0716.40.DA	443
05.0716.40.NI	443
05.0717.40	443
05.0717.40.DA	443
05.0717.40.NI	443
05.0718.40	443
05.0718.40.DA	443
05.0718.40.NI	443
05.0720.14	444
05.0720.14.DA	444
05.0720.14.NI	444
05.0720.40	444
05.0720.40.DA	444
05.0720.40.NI	444

QUICK SEARCH OF PRODUCT

Ref.	Page	Ref.	Page	Ref.	Page	Ref.	Page	Ref.	Page	Ref.	Page
05.0721.14	444	05.0746.40.NI	442	05.0773.14.DA	445	05.0861.14	444	05.0960.14.NI	444	05.1015.14ACB	365
05.0721.14.DA	444	05.0747.14	442	05.0773.14.NI	445	05.0861.14.DA	444	05.0961.14	444	05.1015.14ANI	365
05.0721.14.NI	444	05.0747.14.DA	442	05.0775.14	445	05.0861.14.NI	444	05.0961.14.DA	444	05.1015.14BDA	365
05.0721.40	444	05.0747.14.NI	442	05.0775.14.DA	445	05.0865.14	444	05.0961.14.NI	444	05.1015.40A	365
05.0721.40.DA	444	05.0748.14	442	05.0775.14.NI	445	05.0865.14.DA	444	05.0965.14	444	05.1015.40ACB	365
05.0721.40.NI	444	05.0748.14.DA	442	05.0775.40	445	05.0865.14.NI	444	05.0965.14.DA	444	05.1015.40ANI	365
05.0722.40	444	05.0748.14.NI	442	05.0775.40.DA	445	05.0866.14	444	05.0965.14.NI	444	05.1015.40BDA	365
05.0722.40.DA	444	05.0750.14	443	05.0775.40.NI	445	05.0866.14.DA	444	05.0966.14	444	05.1016.14A	365
05.0722.40.NI	444	05.0750.14.DA	443	05.0776.14	445	05.0866.14.NI	444	05.0966.14.DA	444	05.1016.14ACB	365
05.0723.40	444	05.0750.14.NI	443	05.0776.14.DA	445	05.0870.14	445	05.0966.14.NI	444	05.1016.14ANI	365
05.0723.40.DA	444	05.0750.40	443	05.0776.14.NI	445	05.0870.14.DA	445	05.0970.14	445	05.1016.14BDA	365
05.0723.40.NI	444	05.0750.40.DA	443	05.0776.40	445	05.0870.14.NI	445	05.0970.14.DA	445	05.1016.40A	365
05.0725.14	444	05.0750.40.NI	443	05.0776.40.DA	445	05.0871.14	445	05.0970.14.NI	445	05.1016.40ACB	365
05.0725.14.DA	444	05.0751.14	443	05.0776.40.NI	445	05.0871.14.DA	445	05.0971.14	445	05.1016.40ANI	365
05.0725.14.NI	444	05.0751.14.DA	443	05.0777.14	445	05.0871.14.NI	445	05.0971.14.DA	445	05.1016.40BDA	365
05.0725.40	444	05.0751.14.NI	443	05.0777.14.DA	445	05.0875.14	445	05.0971.14.NI	445	05.1017.14A	365
05.0725.40.DA	444	05.0751.40	443	05.0777.14.NI	445	05.0875.14.DA	445	05.0975.14	445	05.1017.14ACB	365
05.0725.40.NI	444	05.0751.40.DA	443	05.0778.14	445	05.0875.14.NI	445	05.0975.14.DA	445	05.1017.14ANI	365
05.0726.14	444	05.0751.40.NI	443	05.0778.14.DA	445	05.0876.14	445	05.0975.14.NI	445	05.1017.14BDA	365
05.0726.14.DA	444	05.0752.14	443	05.0778.14.NI	445	05.0876.14.DA	445	05.0976.14	445	05.1017.40A	365
05.0726.14.NI	444	05.0752.14.DA	443	05.0800.14	442	05.0876.14.NI	445	05.0976.14.DA	445	05.1017.40ACB	365
05.0726.40	444	05.0752.14.NI	443	05.0800.14.DA	442	05.0900.14	442	05.0976.14.NI	445	05.1017.40ANI	365
05.0726.40.DA	444	05.0753.14	443	05.0800.14.NI	442	05.0900.14.DA	442	05.1000.14A	364	05.1017.40BDA	365
05.0726.40.NI	444	05.0753.14.DA	443	05.0801.14	442	05.0900.14.NI	442	05.1000.14ACB	364	05.1020.14A	366
05.0727.40	444	05.0753.14.NI	443	05.0801.14.DA	442	05.0901.14	442	05.1000.14ANI	364	05.1020.14ACB	366
05.0727.40.DA	444	05.0755.14	443	05.0801.14.NI	442	05.0901.14.DA	442	05.1000.14BDA	364	05.1020.14ANI	366
05.0727.40.NI	444	05.0755.14.DA	443	05.0805.14	442	05.0901.14.NI	442	05.1000.40A	364	05.1020.14BDA	366
05.0728.40	444	05.0755.14.NI	443	05.0805.14.DA	442	05.0905.14	442	05.1000.40ACB	364	05.1020.40A	366
05.0728.40.DA	444	05.0755.40	443	05.0805.14.NI	442	05.0905.14.DA	442	05.1000.40ANI	364	05.1020.40ACB	366
05.0728.40.NI	444	05.0755.40.DA	443	05.0806.14	442	05.0905.14.NI	442	05.1000.40BDA	364	05.1020.40ANI	366
05.0730.14	445	05.0755.40.NI	443	05.0806.14.DA	442	05.0906.14	442	05.1001.14A	364	05.1020.40BDA	366
05.0730.14.DA	445	05.0756.14	443	05.0806.14.NI	442	05.0906.14.DA	442	05.1001.14ACB	364	05.1021.14A	366
05.0730.14.NI	445	05.0756.14.DA	443	05.0810.14	443	05.0906.14.NI	442	05.1001.14ANI	364	05.1021.14ACB	366
05.0730.40	445	05.0756.14.NI	443	05.0810.14.DA	443	05.0910.14	443	05.1001.14BDA	364	05.1021.14ANI	366
05.0730.40.DA	445	05.0756.40	443	05.0810.14.NI	443	05.0910.14.DA	443	05.1001.40A	364	05.1021.14BDA	366
05.0730.40.NI	445	05.0756.40.DA	443	05.0811.14	443	05.0910.14.NI	443	05.1001.40ACB	364	05.1021.40A	366
05.0731.14	445	05.0756.40.NI	443	05.0811.14.DA	443	05.0911.14	443	05.1001.40ANI	364	05.1021.40ACB	366
05.0731.14.DA	445	05.0757.14	443	05.0811.14.NI	443	05.0911.14.DA	443	05.1001.40BDA	364	05.1021.40ANI	366
05.0731.14.NI	445	05.0757.14.DA	443	05.0815.14	443	05.0911.14.NI	443	05.1002.14A	364	05.1021.40BDA	366
05.0731.40	445	05.0757.14.NI	443	05.0815.14.DA	443	05.0915.14	443	05.1002.14ACB	364	05.1022.14A	366
05.0731.40.DA	445	05.0758.14	443	05.0815.14.NI	443	05.0915.14.DA	443	05.1002.14ANI	364	05.1022.14ACB	366
05.0731.40.NI	445	05.0758.14.DA	443	05.0816.14	443	05.0915.14.NI	443	05.1002.14BDA	364	05.1022.14ANI	366
05.0732.40	445	05.0758.14.NI	443	05.0816.14.DA	443	05.0916.14	443	05.1002.40A	364	05.1022.14BDA	366
05.0732.40.DA	445	05.0760.14	444	05.0816.14.NI	443	05.0916.14.DA	443	05.1002.40ACB	364	05.1022.40A	366
05.0732.40.NI	445	05.0760.14.DA	444	05.0820.14	444	05.0916.14.NI	443	05.1002.40ANI	364	05.1022.40ACB	366
05.0733.40	445	05.0760.14.NI	444	05.0820.14.DA	444	05.0920.14	444	05.1002.40BDA	364	05.1022.40ANI	366
05.0733.40.DA	445	05.0760.40	444	05.0820.14.NI	444	05.0920.14.DA	444	05.1005.14A	364	05.1022.40BDA	366
05.0733.40.NI	445	05.0760.40.DA	444	05.0821.14	444	05.0920.14.NI	444	05.1005.14ACB	364	05.1025.14A	366
05.0735.14	445	05.0760.40.NI	444	05.0821.14.DA	444	05.0921.14	444	05.1005.14ANI	364	05.1025.14ACB	366
05.0735.14.DA	445	05.0761.14	444	05.0821.14.NI	444	05.0921.14.DA	444	05.1005.14BDA	364	05.1025.14ANI	366
05.0735.14.NI	445	05.0761.14.DA	444	05.0825.14	444	05.0921.14.NI	444	05.1005.40A	364	05.1025.14BDA	366
05.0735.40	445	05.0761.14.NI	444	05.0825.14.DA	444	05.0925.14	444	05.1005.40ACB	364	05.1025.40A	366
05.0735.40.DA	445	05.0761.40	444	05.0825.14.NI	444	05.0925.14.DA	444	05.1005.40ANI	364	05.1025.40ACB	366
05.0735.40.NI	445	05.0761.40.DA	444	05.0826.14	444	05.0925.14.NI	444	05.1005.40BDA	364	05.1025.40ANI	366
05.0736.14	445	05.0761.40.NI	444	05.0826.14.DA	444	05.0926.14	444	05.1006.14A	364	05.1025.40BDA	366
05.0736.14.DA	445	05.0762.14	444	05.0826.14.NI	444	05.0926.14.DA	444	05.1006.14ACB	364	05.1026.14A	366
05.0736.14.NI	445	05.0762.14.DA	444	05.0830.14	445	05.0926.14.NI	444	05.1006.14ANI	364	05.1026.14ACB	366
05.0736.40	445	05.0762.14.NI	444	05.0830.14.DA	445	05.0930.14	445	05.1006.14BDA	364	05.1026.14ANI	366
05.0736.40.DA	445	05.0763.14	444	05.0830.14.NI	445	05.0930.14.DA	445	05.1006.40A	364	05.1026.14BDA	366
05.0736.40.NI	445	05.0763.14.DA	444	05.0831.14	445	05.0930.14.NI	445	05.1006.40ACB	364	05.1026.40A	366
05.0737.40	445	05.0763.14.NI	444	05.0831.14.DA	445	05.0931.14	445	05.1006.40ANI	364	05.1026.40ACB	366
05.0737.40.DA	445	05.0765.14	444	05.0831.14.NI	445	05.0931.14.DA	445	05.1006.40BDA	364	05.1026.40ANI	366
05.0737.40.NI	445	05.0765.14.DA	444	05.0835.14	445	05.0931.14.NI	445	05.1007.14A	364	05.1026.40BDA	366
05.0738.40	445	05.0765.14.NI	444	05.0835.14.DA	445	05.0935.14	445	05.1007.14ACB	364	05.1027.14A	366
05.0738.40.DA	445	05.0765.40	444	05.0835.14.NI	445	05.0935.14.DA	445	05.1007.14ANI	364	05.1027.14ACB	366
05.0738.40.NI	445	05.0765.40.DA	444	05.0836.14	445	05.0935.14.NI	445	05.1007.14BDA	364	05.1027.14ANI	366
05.0740.14	442	05.0765.40.NI	444	05.0836.14.DA	445	05.0936.14	445	05.1007.40A	364	05.1027.14BDA	366
05.0740.14.DA	442	05.0766.14	444	05.0836.14.NI	445	05.0936.14.DA	445	05.1007.40ACB	364	05.1027.40A	366
05.0740.14.NI	442	05.0766.14.DA	444	05.0840.14	442	05.0936.14.NI	445	05.1007.40ANI	364	05.1027.40ACB	366
05.0740.40	442	05.0766.14.NI	444	05.0840.14.DA	442	05.0940.14	442	05.1007.40BDA	364	05.1027.40ANI	366
05.0740.40.DA	442	05.0766.40	444	05.0840.14.NI	442	05.0940.14.DA	442	05.1010.14A	365	05.1027.40BDA	366
05.0740.40.NI	442	05.0766.40.DA	444	05.0841.14	442	05.0940.14.NI	442	05.1010.14ACB	365	05.1030.14A	367
05.0741.14	442	05.0766.40.NI	444	05.0841.14.DA	442	05.0941.14	442	05.1010.14ANI	365	05.1030.14ACB	367
05.0741.14.DA	442	05.0767.14	444	05.0841.14.NI	442	05.0941.14.DA	442	05.1010.14BDA	365	05.1030.14ANI	367
05.0741.14.NI	442	05.0767.14.DA	444	05.0845.14	442	05.0941.14.NI	442	05.1010.40A	365	05.1030.14BDA	367
05.0741.40	442	05.0767.14.NI	444	05.0845.14.DA	442	05.0945.14	442	05.1010.40ACB	365	05.1030.40A	367
05.0741.40.DA	442	05.0768.14	444	05.0845.14.NI	442	05.0945.14.DA	442	05.1010.40ANI	365	05.1030.40ACB	367
05.0741.40.NI	442	05.0768.14.DA	444	05.0846.14	442	05.0945.14.NI	442	05.1010.40BDA	365	05.1030.40ANI	367
05.0742.14	442	05.0768.14.NI	444	05.0846.14.DA	442	05.0946.14	442	05.1011.14A	365	05.1030.40BDA	367
05.0742.14.DA	442	05.0770.14	445	05.0846.14.NI	442	05.0946.14.DA	442	05.1011.14ACB	365	05.1031.14A	367
05.0742.14.NI	442	05.0770.14.DA	445	05.0850.14	443	05.0946.14.NI	442	05.1011.14ANI	365	05.1031.14ACB	367
05.0743.14	442	05.0770.14.NI	445	05.0850.14.DA	443	05.0950.14	443	05.1011.14BDA	365	05.1031.14ANI	367
05.0743.14.DA	442	05.0770.40	445	05.0850.14.NI	443	05.0950.14.DA	443	05.1011.40A	365	05.1031.14BDA	367
05.0743.14.NI	442	05.0770.40.DA	445	05.0851.14	443	05.0950.14.NI	443	05.1011.40ACB	365	05.1031.40A	367
05.0745.14	442	05.0770.40.NI	445	05.0851.14.DA	443	05.0951.14	443	05.1011.40ANI	365	05.1031.40ACB	367
05.0745.14.DA	442	05.0771.14	445	05.0851.14.NI	443	05.0951.14.DA	443	05.1011.40BDA	365	05.1031.40ANI	367
05.0745.14.NI	442	05.0771.14.DA	445	05.0855.14	443	05.0951.14.NI	443	05.1012.14A	365	05.1031.40BDA	367
05.0745.40	442	05.0771.14.NI	445	05.0855.14.DA	443	05.0955.14	443	05.1012.14ACB	365	05.1032.14A	367
05.0745.40.DA	442	05.0771.40	445	05.0855.14.NI	443	05.0955.14.DA	443	05.1012.14ANI	365	05.1032.14ACB	367
05.0745.40.NI	442	05.0771.40.DA	445	05.0856.14	443	05.0955.14.NI	443	05.1012.14BDA	365	05.1032.14ANI	367
05.0746.14	442	05.0771.40.NI	445	05.0856.14.DA	443	05.0956.14	443	05.1012.40A	365	05.1032.14BDA	367
05.0746.14.DA	442	05.0772.14	445	05.0856.14.NI	443	05.0956.14.DA	443	05.1012.40ACB	365	05.1032.40A	367
05.0746.14.NI	442	05.0772.14.DA	445	05.0860.14	444	05.0956.14.NI	443	05.1012.40ANI	365	05.1032.40ACB	367
05.0746.40	442	05.0772.14.NI	445	05.0860.14.DA	444	05.0960.14	444	05.1012.40BDA	365	05.1032.40ANI	367
05.0746.40.DA	442	05.0773.14	445	05.0860.14.NI	444	05.0960.14.DA	444	05.1015.14A	365	05.1032.40BDA	367

QUICK SEARCH OF PRODUCT

Ref.	Page
05.1035.14A	367
05.1035.14ACB	367
05.1035.14ANI	367
05.1035.14BDA	367
05.1035.40A	367
05.1035.40ACB	367
05.1035.40ANI	367
05.1035.40BDA	367
05.1036.14A	367
05.1036.14ACB	367
05.1036.14ANI	367
05.1036.14BDA	367
05.1036.40A	367
05.1036.40ACB	367
05.1036.40ANI	367
05.1036.40BDA	367
05.1037.14A	367
05.1037.14ACB	367
05.1037.14ANI	367
05.1037.14BDA	367
05.1037.40A	367
05.1037.40ACB	367
05.1037.40ANI	367
05.1037.40BDA	367
05.1040.14A	384
05.1040.14ACB	384
05.1040.14ANI	384
05.1040.14BDA	384
05.1040.40A	384
05.1040.40ACB	384
05.1040.40ANI	384
05.1040.40BDA	384
05.1041.14A	384
05.1041.14ACB	384
05.1041.14ANI	384
05.1041.14BDA	384
05.1041.40A	384
05.1041.40ACB	384
05.1041.40ANI	384
05.1041.40BDA	384
05.1042.14A	384
05.1042.14ACB	384
05.1042.14ANI	384
05.1042.14BDA	384
05.1042.40A	384
05.1042.40ACB	384
05.1042.40ANI	384
05.1042.40BDA	384
05.1045.14A	384
05.1045.14ACB	384
05.1045.14ANI	384
05.1045.14BDA	384
05.1045.40A	384
05.1045.40ACB	384
05.1045.40ANI	384
05.1045.40BDA	384
05.1046.14A	384
05.1046.14ACB	384
05.1046.14ANI	384
05.1046.14BDA	384
05.1046.40A	384
05.1046.40ACB	384
05.1046.40ANI	384
05.1046.40BDA	384
05.1047.14A	384
05.1047.14ACB	384
05.1047.14ANI	384
05.1047.14BDA	384
05.1047.40A	384
05.1047.40ACB	384
05.1047.40ANI	384
05.1047.40BDA	384
05.1050.14A	385
05.1050.14ACB	385
05.1050.14ANI	385
05.1050.14BDA	385
05.1050.40A	385
05.1050.40ACB	385
05.1050.40ANI	385
05.1050.40BDA	385
05.1051.14A	385
05.1051.14ACB	385
05.1051.14ANI	385
05.1051.14BDA	385
05.1051.40A	385
05.1051.40ACB	385
05.1051.40ANI	385
05.1051.40BDA	385
05.1052.14A	385
05.1052.14ACB	385
05.1052.14ANI	385
05.1052.14BDA	385
05.1052.40A	385
05.1052.40ACB	385
05.1052.40ANI	385

Ref.	Page
05.1052.40BDA	385
05.1055.14A	385
05.1055.14ACB	385
05.1055.14ANI	385
05.1055.14BDA	385
05.1055.40A	385
05.1055.40ACB	385
05.1055.40ANI	385
05.1055.40BDA	385
05.1056.14A	385
05.1056.14ACB	385
05.1056.14ANI	385
05.1056.14BDA	385
05.1056.40A	385
05.1056.40ACB	385
05.1056.40ANI	385
05.1056.40BDA	385
05.1057.14A	385
05.1057.14ACB	385
05.1057.14ANI	385
05.1057.14BDA	385
05.1057.40A	385
05.1057.40ACB	385
05.1057.40ANI	385
05.1057.40BDA	385
05.1060.14A	386
05.1060.14ACB	386
05.1060.14ANI	386
05.1060.14BDA	386
05.1060.40A	386
05.1060.40ACB	386
05.1060.40ANI	386
05.1060.40BDA	386
05.1061.14A	386
05.1061.14ACB	386
05.1061.14ANI	386
05.1061.14BDA	386
05.1061.40A	386
05.1061.40ACB	386
05.1061.40ANI	386
05.1061.40BDA	386
05.1062.14A	386
05.1062.14ACB	386
05.1062.14ANI	386
05.1062.14BDA	386
05.1062.40A	386
05.1062.40ACB	386
05.1062.40ANI	386
05.1062.40BDA	386
05.1065.14A	386
05.1065.14ACB	386
05.1065.14ANI	386
05.1065.14BDA	386
05.1065.40A	386
05.1065.40ACB	386
05.1065.40ANI	386
05.1065.40BDA	386
05.1066.14A	386
05.1066.14ACB	386
05.1066.14ANI	386
05.1066.14BDA	386
05.1066.40A	386
05.1066.40ACB	386
05.1066.40ANI	386
05.1066.40BDA	386
05.1067.14A	386
05.1067.14ACB	386
05.1067.14ANI	386
05.1067.14BDA	386
05.1067.40A	386
05.1067.40ACB	386
05.1067.40ANI	386
05.1067.40BDA	386
05.1070.14A	387
05.1070.14ACB	387
05.1070.14ANI	387
05.1070.14BDA	387
05.1070.40A	387
05.1070.40ACB	387
05.1070.40ANI	387
05.1070.40BDA	387
05.1071.14A	387
05.1071.14ACB	387
05.1071.14ANI	387
05.1071.14BDA	387
05.1071.40A	387
05.1071.40ACB	387
05.1071.40ANI	387
05.1071.40BDA	387
05.1072.14A	387
05.1072.14ACB	387
05.1072.14ANI	387
05.1072.14BDA	387
05.1072.40A	387
05.1072.40ACB	387

Ref.	Page
05.1072.40ANI	387
05.1072.40BDA	387
05.1075.14A	387
05.1075.14ACB	387
05.1075.14ANI	387
05.1075.14BDA	387
05.1075.40A	387
05.1075.40ACB	387
05.1075.40ANI	387
05.1075.40BDA	387
05.1076.14A	387
05.1076.14ACB	387
05.1076.14ANI	387
05.1076.14BDA	387
05.1076.40A	387
05.1076.40ACB	387
05.1076.40ANI	387
05.1076.40BDA	387
05.1077.14A	387
05.1077.14ACB	387
05.1077.14ANI	387
05.1077.14BDA	387
05.1077.40A	387
05.1077.40ACB	387
05.1077.40ANI	387
05.1077.40BDA	387
05.1100.14A	368
05.1100.14ACB	368
05.1100.14ANI	368
05.1100.14BDA	368
05.1100.40A	368
05.1100.40ACB	368
05.1100.40ANI	368
05.1100.40BDA	368
05.1101.14A	368
05.1101.14ACB	368
05.1101.14ANI	368
05.1101.14BDA	368
05.1101.40A	368
05.1101.40ACB	368
05.1101.40ANI	368
05.1101.40BDA	368
05.1102.14A	368
05.1102.14ACB	368
05.1102.14ANI	368
05.1102.14BDA	368
05.1102.40A	368
05.1102.40ACB	368
05.1102.40ANI	368
05.1102.40BDA	368
05.1105.14A	368
05.1105.14ACB	368
05.1105.14ANI	368
05.1105.14BDA	368
05.1105.40A	368
05.1105.40ACB	368
05.1105.40ANI	368
05.1105.40BDA	368
05.1106.14A	368
05.1106.14ACB	368
05.1106.14ANI	368
05.1106.14BDA	368
05.1106.40A	368
05.1106.40ACB	368
05.1106.40ANI	368
05.1106.40BDA	368
05.1107.14A	368
05.1107.14ACB	368
05.1107.14ANI	368
05.1107.14BDA	368
05.1107.40A	368
05.1107.40ACB	368
05.1107.40ANI	368
05.1107.40BDA	368
05.1110.14A	369
05.1110.14ACB	369
05.1110.14ANI	369
05.1110.14BDA	369
05.1110.40A	369
05.1110.40ACB	369
05.1110.40ANI	369
05.1110.40BDA	369
05.1111.14A	369
05.1111.14ACB	369
05.1111.14ANI	369
05.1111.14BDA	369
05.1111.40A	369
05.1111.40ACB	369
05.1111.40ANI	369
05.1111.40BDA	369
05.1112.14A	369
05.1112.14ACB	369
05.1112.14ANI	369
05.1112.14BDA	369
05.1112.40A	369

Ref.	Page
05.1112.40ACB	369
05.1112.40ANI	369
05.1112.40BDA	369
05.1115.14A	369
05.1115.14ACB	369
05.1115.14ANI	369
05.1115.14BDA	369
05.1115.40A	369
05.1115.40ACB	369
05.1115.40ANI	369
05.1115.40BDA	369
05.1116.14A	369
05.1116.14ACB	369
05.1116.14ANI	369
05.1116.14BDA	369
05.1116.40A	369
05.1116.40ACB	369
05.1116.40ANI	369
05.1116.40BDA	369
05.1117.14A	369
05.1117.14ACB	369
05.1117.14ANI	369
05.1117.14BDA	369
05.1117.40A	369
05.1117.40ACB	369
05.1117.40ANI	369
05.1117.40BDA	369
05.1120.14A	370
05.1120.14ACB	370
05.1120.14ANI	370
05.1120.14BDA	370
05.1120.40A	370
05.1120.40ACB	370
05.1120.40ANI	370
05.1120.40BDA	370
05.1121.14A	370
05.1121.14ACB	370
05.1121.14ANI	370
05.1121.14BDA	370
05.1121.40A	370
05.1121.40ACB	370
05.1121.40ANI	370
05.1121.40BDA	370
05.1122.14A	370
05.1122.14ACB	370
05.1122.14ANI	370
05.1122.14BDA	370
05.1122.40A	370
05.1122.40ACB	370
05.1122.40ANI	370
05.1122.40BDA	370
05.1125.14A	370
05.1125.14ACB	370
05.1125.14ANI	370
05.1125.14BDA	370
05.1125.40A	370
05.1125.40ACB	370
05.1125.40ANI	370
05.1125.40BDA	370
05.1126.14A	370
05.1126.14ACB	370
05.1126.14ANI	370
05.1126.14BDA	370
05.1126.40A	370
05.1126.40ACB	370
05.1126.40ANI	370
05.1126.40BDA	370
05.1127.14A	370
05.1127.14ACB	370
05.1127.14ANI	370
05.1127.14BDA	370
05.1127.40A	370
05.1127.40ACB	370
05.1127.40ANI	370
05.1127.40BDA	370
05.1130.14A	371
05.1130.14ACB	371
05.1130.14ANI	371
05.1130.14BDA	371
05.1130.40A	371
05.1130.40ACB	371
05.1130.40ANI	371
05.1130.40BDA	371
05.1131.14A	371
05.1131.14ACB	371
05.1131.14ANI	371
05.1131.14BDA	371
05.1131.40A	371
05.1131.40ACB	371
05.1131.40ANI	371
05.1131.40BDA	371
05.1132.14A	371
05.1132.14ACB	371
05.1132.14ANI	371
05.1132.14BDA	371

Ref.	Page
05.1132.40A	371
05.1132.40ACB	371
05.1132.40ANI	371
05.1132.40BDA	371
05.1135.14A	371
05.1135.14ACB	371
05.1135.14ANI	371
05.1135.14BDA	371
05.1135.40A	371
05.1135.40ACB	371
05.1135.40ANI	371
05.1135.40BDA	371
05.1136.14A	371
05.1136.14ACB	371
05.1136.14ANI	371
05.1136.14BDA	371
05.1136.40A	371
05.1136.40ACB	371
05.1136.40ANI	371
05.1136.40BDA	371
05.1137.14A	371
05.1137.14ACB	371
05.1137.14ANI	371
05.1137.14BDA	371
05.1137.40A	371
05.1137.40ACB	371
05.1137.40ANI	371
05.1137.40BDA	371
05.1140.14A	388
05.1140.14ACB	388
05.1140.14ANI	388
05.1140.14BDA	388
05.1140.40A	388
05.1140.40ACB	388
05.1140.40ANI	388
05.1140.40BDA	388
05.1141.14A	388
05.1141.14ACB	388
05.1141.14ANI	388
05.1141.14BDA	388
05.1141.40A	388
05.1141.40ACB	388
05.1141.40ANI	388
05.1141.40BDA	388
05.1142.14A	388
05.1142.14ACB	388
05.1142.14ANI	388
05.1142.14BDA	388
05.1142.40A	388
05.1142.40ACB	388
05.1142.40ANI	388
05.1142.40BDA	388
05.1145.14A	388
05.1145.14ACB	388
05.1145.14ANI	388
05.1145.14BDA	388
05.1145.40A	388
05.1145.40ACB	388
05.1145.40ANI	388
05.1145.40BDA	388
05.1146.14A	388
05.1146.14ACB	388
05.1146.14ANI	388
05.1146.14BDA	388
05.1146.40A	388
05.1146.40ACB	388
05.1146.40ANI	388
05.1146.40BDA	388
05.1147.14A	388
05.1147.14ACB	388
05.1147.14ANI	388
05.1147.14BDA	388
05.1147.40A	388
05.1147.40ACB	388
05.1147.40ANI	388
05.1147.40BDA	388
05.1150.14A	389
05.1150.14ACB	389
05.1150.14ANI	389
05.1150.14BDA	389
05.1150.40A	389
05.1150.40ACB	389
05.1150.40ANI	389
05.1150.40BDA	389
05.1151.14A	389
05.1151.14ACB	389
05.1151.14ANI	389
05.1151.14BDA	389
05.1151.40A	389
05.1151.40ACB	389
05.1151.40ANI	389
05.1151.40BDA	389
05.1152.14A	389
05.1152.14ACB	389
05.1152.14ANI	389

Ref.	Page
05.1152.14BDA	389
05.1152.40A	389
05.1152.40ACB	389
05.1152.40ANI	389
05.1152.40BDA	389
05.1155.14A	389
05.1155.14ACB	389
05.1155.14ANI	389
05.1155.14BDA	389
05.1155.40A	389
05.1155.40ACB	389
05.1155.40ANI	389
05.1155.40BDA	389
05.1156.14A	389
05.1156.14ACB	389
05.1156.14ANI	389
05.1156.14BDA	389
05.1156.40A	389
05.1156.40ACB	389
05.1156.40ANI	389
05.1156.40BDA	389
05.1157.14A	389
05.1157.14ACB	389
05.1157.14ANI	389
05.1157.14BDA	389
05.1157.40A	389
05.1157.40ACB	389
05.1157.40ANI	389
05.1157.40BDA	389
05.1160.14A	390
05.1160.14ACB	390
05.1160.14ANI	390
05.1160.14BDA	390
05.1160.40A	390
05.1160.40ACB	390
05.1160.40ANI	390
05.1160.40BDA	390
05.1161.14A	390
05.1161.14ACB	390
05.1161.14ANI	390
05.1161.14BDA	390
05.1161.40A	390
05.1161.40ACB	390
05.1161.40ANI	390
05.1161.40BDA	390
05.1162.14A	390
05.1162.14ACB	390
05.1162.14ANI	390
05.1162.14BDA	390
05.1162.40A	390
05.1162.40ACB	390
05.1162.40ANI	390
05.1162.40BDA	390
05.1165.14A	390
05.1165.14ACB	390
05.1165.14ANI	390
05.1165.14BDA	390
05.1165.40A	390
05.1165.40ACB	390
05.1165.40ANI	390
05.1165.40BDA	390
05.1166.14A	390
05.1166.14ACB	390
05.1166.14ANI	390
05.1166.14BDA	390
05.1166.40A	390
05.1166.40ACB	390
05.1166.40ANI	390
05.1166.40BDA	390
05.1167.14A	390
05.1167.14ACB	390
05.1167.14ANI	390
05.1167.14BDA	390
05.1167.40A	390
05.1167.40ACB	390
05.1167.40ANI	390
05.1167.40BDA	390
05.1170.14A	391
05.1170.14ACB	391
05.1170.14ANI	391
05.1170.14BDA	391
05.1170.40A	391
05.1170.40ACB	391
05.1170.40ANI	391
05.1170.40BDA	391
05.1171.14A	391
05.1171.14ACB	391
05.1171.14ANI	391
05.1171.14BDA	391
05.1171.40A	391
05.1171.40ACB	391
05.1171.40ANI	391
05.1171.40BDA	391
05.1172.14A	391
05.1172.14ACB	391

QUICK SEARCH OF PRODUCT

Ref.	Page	Ref.	Page	Ref.	Page	Ref.	Page	Ref.	Page	Ref.	Page
05.1172.14ANI	391	05.1212.14ACB	377	05.1232.14A	379	05.1251.40BDA	397	05.1271.40ANI	399	05.1311.40ACB	381
05.1172.14BDA	391	05.1212.14ANI	377	05.1232.14ACB	379	05.1252.14A	397	05.1271.40BDA	399	05.1311.40ANI	381
05.1172.40A	391	05.1212.14BDA	377	05.1232.14ANI	379	05.1252.14ACB	397	05.1272.14A	399	05.1311.40BDA	381
05.1172.40ACB	391	05.1212.40A	377	05.1232.14BDA	379	05.1252.14ANI	397	05.1272.14ACB	399	05.1312.14A	381
05.1172.40ANI	391	05.1212.40ACB	377	05.1232.40A	379	05.1252.14BDA	397	05.1272.14ANI	399	05.1312.14ACB	381
05.1172.40BDA	391	05.1212.40ANI	377	05.1232.40ACB	379	05.1252.40A	397	05.1272.14BDA	399	05.1312.14ANI	381
05.1175.14A	391	05.1212.40BDA	377	05.1232.40ANI	379	05.1252.40ACB	397	05.1272.40A	399	05.1312.14BDA	381
05.1175.14ACB	391	05.1215.14A	377	05.1232.40BDA	379	05.1252.40ANI	397	05.1272.40ACB	399	05.1312.40A	381
05.1175.14ANI	391	05.1215.14ACB	377	05.1235.14A	379	05.1252.40BDA	397	05.1272.40ANI	399	05.1312.40ACB	381
05.1175.14BDA	391	05.1215.14ANI	377	05.1235.14ACB	379	05.1255.14A	397	05.1272.40BDA	399	05.1312.40ANI	381
05.1175.40A	391	05.1215.14BDA	377	05.1235.14ANI	379	05.1255.14ACB	397	05.1275.14A	399	05.1312.40BDA	381
05.1175.40ACB	391	05.1215.40A	377	05.1235.14BDA	379	05.1255.14ANI	397	05.1275.14ACB	399	05.1315.14A	381
05.1175.40ANI	391	05.1215.40ACB	377	05.1235.40A	379	05.1255.14BDA	397	05.1275.14ANI	399	05.1315.14ACB	381
05.1175.40BDA	391	05.1215.40ANI	377	05.1235.40ACB	379	05.1255.40A	397	05.1275.14BDA	399	05.1315.14ANI	381
05.1176.14A	391	05.1215.40BDA	377	05.1235.40ANI	379	05.1255.40ACB	397	05.1275.40A	399	05.1315.14BDA	381
05.1176.14ACB	391	05.1216.14A	377	05.1235.40BDA	379	05.1255.40ANI	397	05.1275.40ACB	399	05.1315.40A	381
05.1176.14ANI	391	05.1216.14ACB	377	05.1236.14A	379	05.1255.40BDA	397	05.1275.40ANI	399	05.1315.40ACB	381
05.1176.14BDA	391	05.1216.14ANI	377	05.1236.14ACB	379	05.1256.14A	397	05.1275.40BDA	399	05.1315.40ANI	381
05.1176.40A	391	05.1216.14BDA	377	05.1236.14ANI	379	05.1256.14ACB	397	05.1276.14A	399	05.1315.40BDA	381
05.1176.40ACB	391	05.1216.40A	377	05.1236.14BDA	379	05.1256.14ANI	397	05.1276.14ACB	399	05.1316.14A	381
05.1176.40ANI	391	05.1216.40ACB	377	05.1236.40A	379	05.1256.14BDA	397	05.1276.14ANI	399	05.1316.14ACB	381
05.1176.40BDA	391	05.1216.40ANI	377	05.1236.40ACB	379	05.1256.40A	397	05.1276.14BDA	399	05.1316.14ANI	381
05.1177.14A	391	05.1216.40BDA	377	05.1236.40ANI	379	05.1256.40ACB	397	05.1276.40A	399	05.1316.14BDA	381
05.1177.14ACB	391	05.1217.14A	377	05.1236.40BDA	379	05.1256.40ANI	397	05.1276.40ACB	399	05.1316.40A	381
05.1177.14ANI	391	05.1217.14ACB	377	05.1237.14A	379	05.1256.40BDA	397	05.1276.40ANI	399	05.1316.40ACB	381
05.1177.14BDA	391	05.1217.14ANI	377	05.1237.14ACB	379	05.1257.14A	397	05.1276.40BDA	399	05.1316.40ANI	381
05.1177.40A	391	05.1217.14BDA	377	05.1237.14ANI	379	05.1257.14ACB	397	05.1277.14A	399	05.1316.40BDA	381
05.1177.40ACB	391	05.1217.40A	377	05.1237.14BDA	379	05.1257.14ANI	397	05.1277.14ACB	399	05.1317.14A	381
05.1177.40ANI	391	05.1217.40ACB	377	05.1237.40A	379	05.1257.14BDA	397	05.1277.14ANI	399	05.1317.14ACB	381
05.1177.40BDA	391	05.1217.40ANI	377	05.1237.40ACB	379	05.1257.40A	397	05.1277.14BDA	399	05.1317.14ANI	381
05.1200.14A	376	05.1217.40BDA	377	05.1237.40ANI	379	05.1257.40ACB	397	05.1277.40A	399	05.1317.14BDA	381
05.1200.14ACB	376	05.1220.14A	378	05.1237.40BDA	379	05.1257.40ANI	397	05.1277.40ACB	399	05.1317.40A	381
05.1200.14ANI	376	05.1220.14ACB	378	05.1240.14A	396	05.1257.40BDA	397	05.1277.40ANI	399	05.1317.40ACB	381
05.1200.14BDA	376	05.1220.14ANI	378	05.1240.14ACB	396	05.1260.14A	398	05.1277.40BDA	399	05.1317.40ANI	381
05.1200.40A	376	05.1220.14BDA	378	05.1240.14ANI	396	05.1260.14ACB	398	05.1300.14A	380	05.1317.40BDA	381
05.1200.40ACB	376	05.1220.40A	378	05.1240.14BDA	396	05.1260.14ANI	398	05.1300.14ACB	380	05.1320.14A	382
05.1200.40ANI	376	05.1220.40ACB	378	05.1240.40A	396	05.1260.14BDA	398	05.1300.14ANI	380	05.1320.14ACB	382
05.1200.40BDA	376	05.1220.40ANI	378	05.1240.40ACB	396	05.1260.40A	398	05.1300.14BDA	380	05.1320.14ANI	382
05.1201.14A	376	05.1220.40BDA	378	05.1240.40ANI	396	05.1260.40ACB	398	05.1300.40A	380	05.1320.14BDA	382
05.1201.14ACB	376	05.1221.14A	378	05.1240.40BDA	396	05.1260.40ANI	398	05.1300.40ACB	380	05.1320.40A	382
05.1201.14ANI	376	05.1221.14ACB	378	05.1241.14A	396	05.1260.40BDA	398	05.1300.40ANI	380	05.1320.40ACB	382
05.1201.14BDA	376	05.1221.14ANI	378	05.1241.14ACB	396	05.1261.14A	398	05.1300.40BDA	380	05.1320.40ANI	382
05.1201.40A	376	05.1221.14BDA	378	05.1241.14ANI	396	05.1261.14ACB	398	05.1301.14A	380	05.1320.40BDA	382
05.1201.40ACB	376	05.1221.40A	378	05.1241.14BDA	396	05.1261.14ANI	398	05.1301.14ACB	380	05.1321.14A	382
05.1201.40ANI	376	05.1221.40ACB	378	05.1241.40A	396	05.1261.14BDA	398	05.1301.14ANI	380	05.1321.14ACB	382
05.1201.40BDA	376	05.1221.40ANI	378	05.1241.40ACB	396	05.1261.40A	398	05.1301.14BDA	380	05.1321.14ANI	382
05.1202.14A	376	05.1221.40BDA	378	05.1241.40ANI	396	05.1261.40ACB	398	05.1301.40A	380	05.1321.14BDA	382
05.1202.14ACB	376	05.1222.14A	378	05.1241.40BDA	396	05.1261.40ANI	398	05.1301.40ACB	380	05.1321.40A	382
05.1202.14ANI	376	05.1222.14ACB	378	05.1242.14A	396	05.1261.40BDA	398	05.1301.40ANI	380	05.1321.40ACB	382
05.1202.14BDA	376	05.1222.14ANI	378	05.1242.14ACB	396	05.1262.14A	398	05.1301.40BDA	380	05.1321.40ANI	382
05.1202.40A	376	05.1222.14BDA	378	05.1242.14ANI	396	05.1262.14ACB	398	05.1302.14A	380	05.1321.40BDA	382
05.1202.40ACB	376	05.1222.40A	378	05.1242.14BDA	396	05.1262.14ANI	398	05.1302.14ACB	380	05.1322.14A	382
05.1202.40ANI	376	05.1222.40ACB	378	05.1242.40A	396	05.1262.14BDA	398	05.1302.14ANI	380	05.1322.14ACB	382
05.1202.40BDA	376	05.1222.40ANI	378	05.1242.40ACB	396	05.1262.40A	398	05.1302.14BDA	380	05.1322.14ANI	382
05.1205.14A	376	05.1222.40BDA	378	05.1242.40ANI	396	05.1262.40ACB	398	05.1302.40A	380	05.1322.14BDA	382
05.1205.14ACB	376	05.1225.14A	378	05.1242.40BDA	396	05.1262.40ANI	398	05.1302.40ACB	380	05.1322.40A	382
05.1205.14ANI	376	05.1225.14ACB	378	05.1245.14A	396	05.1262.40BDA	398	05.1302.40ANI	380	05.1322.40ACB	382
05.1205.14BDA	376	05.1225.14ANI	378	05.1245.14ACB	396	05.1265.14A	398	05.1302.40BDA	380	05.1322.40ANI	382
05.1205.40A	376	05.1225.14BDA	378	05.1245.14ANI	396	05.1265.14ACB	398	05.1305.14A	380	05.1322.40BDA	382
05.1205.40ACB	376	05.1225.40A	378	05.1245.14BDA	396	05.1265.14ANI	398	05.1305.14ACB	380	05.1325.14A	382
05.1205.40ANI	376	05.1225.40ACB	378	05.1245.40A	396	05.1265.14BDA	398	05.1305.14ANI	380	05.1325.14ACB	382
05.1205.40BDA	376	05.1225.40ANI	378	05.1245.40ACB	396	05.1265.40A	398	05.1305.14BDA	380	05.1325.14ANI	382
05.1206.14A	376	05.1225.40BDA	378	05.1245.40ANI	396	05.1265.40ACB	398	05.1305.40A	380	05.1325.14BDA	382
05.1206.14ACB	376	05.1226.14A	378	05.1245.40BDA	396	05.1265.40ANI	398	05.1305.40ACB	380	05.1325.40A	382
05.1206.14ANI	376	05.1226.14ACB	378	05.1246.14A	396	05.1265.40BDA	398	05.1305.40ANI	380	05.1325.40ACB	382
05.1206.14BDA	376	05.1226.14ANI	378	05.1246.14ACB	396	05.1266.14A	398	05.1305.40BDA	380	05.1325.40ANI	382
05.1206.40A	376	05.1226.14BDA	378	05.1246.14ANI	396	05.1266.14ACB	398	05.1306.14A	380	05.1325.40BDA	382
05.1206.40ACB	376	05.1226.40A	378	05.1246.14BDA	396	05.1266.14ANI	398	05.1306.14ACB	380	05.1326.14A	382
05.1206.40ANI	376	05.1226.40ACB	378	05.1246.40A	396	05.1266.14BDA	398	05.1306.14ANI	380	05.1326.14ACB	382
05.1206.40BDA	376	05.1226.40ANI	378	05.1246.40ACB	396	05.1266.40A	398	05.1306.14BDA	380	05.1326.14ANI	382
05.1207.14A	376	05.1226.40BDA	378	05.1246.40ANI	396	05.1266.40ACB	398	05.1306.40A	380	05.1326.14BDA	382
05.1207.14ACB	376	05.1227.14A	378	05.1246.40BDA	396	05.1266.40ANI	398	05.1306.40ACB	380	05.1326.40A	382
05.1207.14ANI	376	05.1227.14ACB	378	05.1247.14A	396	05.1266.40BDA	398	05.1306.40ANI	380	05.1326.40ACB	382
05.1207.14BDA	376	05.1227.14ANI	378	05.1247.14ACB	396	05.1267.14A	398	05.1306.40BDA	380	05.1326.40ANI	382
05.1207.40A	376	05.1227.14BDA	378	05.1247.14ANI	396	05.1267.14ACB	398	05.1307.14A	380	05.1326.40BDA	382
05.1207.40ACB	376	05.1227.40A	378	05.1247.14BDA	396	05.1267.14ANI	398	05.1307.14ACB	380	05.1327.14A	382
05.1207.40ANI	376	05.1227.40ACB	378	05.1247.40A	396	05.1267.14BDA	398	05.1307.14ANI	380	05.1327.14ACB	382
05.1207.40BDA	376	05.1227.40ANI	378	05.1247.40ACB	396	05.1267.40A	398	05.1307.14BDA	380	05.1327.14ANI	382
05.1210.14A	377	05.1227.40BDA	378	05.1247.40ANI	396	05.1267.40ACB	398	05.1307.40A	380	05.1327.14BDA	382
05.1210.14ACB	377	05.1230.14A	379	05.1247.40BDA	396	05.1267.40ANI	398	05.1307.40ACB	380	05.1327.40A	382
05.1210.14ANI	377	05.1230.14ACB	379	05.1250.14A	397	05.1267.40BDA	398	05.1307.40ANI	380	05.1327.40ACB	382
05.1210.14BDA	377	05.1230.14ANI	379	05.1250.14ACB	397	05.1270.14A	399	05.1307.40BDA	380	05.1327.40ANI	382
05.1210.40A	377	05.1230.14BDA	379	05.1250.14ANI	397	05.1270.14ACB	399	05.1310.14A	381	05.1327.40BDA	382
05.1210.40ACB	377	05.1230.40A	379	05.1250.14BDA	397	05.1270.14ANI	399	05.1310.14ACB	381	05.1330.14A	383
05.1210.40ANI	377	05.1230.40ACB	379	05.1250.40A	397	05.1270.14BDA	399	05.1310.14ANI	381	05.1330.14ACB	383
05.1210.40BDA	377	05.1230.40ANI	379	05.1250.40ACB	397	05.1270.40A	399	05.1310.14BDA	381	05.1330.14ANI	383
05.1211.14A	377	05.1230.40BDA	379	05.1250.40ANI	397	05.1270.40ACB	399	05.1310.40A	381	05.1330.14BDA	383
05.1211.14ACB	377	05.1231.14A	379	05.1250.40BDA	397	05.1270.40ANI	399	05.1310.40ACB	381	05.1330.40A	383
05.1211.14ANI	377	05.1231.14ACB	379	05.1251.14A	397	05.1270.40BDA	399	05.1310.40ANI	381	05.1330.40ACB	383
05.1211.14BDA	377	05.1231.14ANI	379	05.1251.14ACB	397	05.1271.14A	399	05.1310.40BDA	381	05.1330.40ANI	383
05.1211.40A	377	05.1231.14BDA	379	05.1251.14ANI	397	05.1271.14ACB	399	05.1311.14A	381	05.1330.40BDA	383
05.1211.40ACB	377	05.1231.40A	379	05.1251.14BDA	397	05.1271.14ANI	399	05.1311.14ACB	381	05.1331.14A	383
05.1211.40ANI	377	05.1231.40ACB	379	05.1251.40A	397	05.1271.14BDA	399	05.1311.14ANI	381	05.1331.14ACB	383
05.1211.40BDA	377	05.1231.40ANI	379	05.1251.40ACB	397	05.1271.40A	399	05.1311.14BDA	381	05.1331.14ANI	383
05.1212.14A	377	05.1231.40BDA	379	05.1251.40ANI	397	05.1271.40ACB	399	05.1311.40A	381	05.1331.14BDA	383

QUICK SEARCH OF PRODUCT

Ref.	Page	Ref.	Page	Ref.	Page	Ref.	Page	Ref.	Page	Ref.	Page
05.1331.40A	383	05.1351.14BDA	401	05.1371.14ANI	403	05.1411.14ACB	405	05.1431.14A	407	05.1450.40BDA	421
05.1331.40ACB	383	05.1351.40A	401	05.1371.14BDA	403	05.1411.14ANI	405	05.1431.14ACB	407	05.1451.14A	421
05.1331.40ANI	383	05.1351.40ACB	401	05.1371.40A	403	05.1411.14BDA	405	05.1431.14ANI	407	05.1451.14ACB	421
05.1331.40BDA	383	05.1351.40ANI	401	05.1371.40ACB	403	05.1411.40A	405	05.1431.14BDA	407	05.1451.14ANI	421
05.1332.14A	383	05.1351.40BDA	401	05.1371.40ANI	403	05.1411.40ACB	405	05.1431.40A	407	05.1451.14BDA	421
05.1332.14ACB	383	05.1352.14A	401	05.1371.40BDA	403	05.1411.40ANI	405	05.1431.40ACB	407	05.1451.40A	421
05.1332.14ANI	383	05.1352.14ACB	401	05.1372.14A	403	05.1411.40BDA	405	05.1431.40ANI	407	05.1451.40ACB	421
05.1332.14BDA	383	05.1352.14ANI	401	05.1372.14ACB	403	05.1412.14A	405	05.1431.40BDA	407	05.1451.40ANI	421
05.1332.40A	383	05.1352.14BDA	401	05.1372.14ANI	403	05.1412.14ACB	405	05.1432.14A	407	05.1451.40BDA	421
05.1332.40ACB	383	05.1352.40A	401	05.1372.14BDA	403	05.1412.14ANI	405	05.1432.14ACB	407	05.1452.14A	421
05.1332.40ANI	383	05.1352.40ACB	401	05.1372.40A	403	05.1412.14BDA	405	05.1432.14ANI	407	05.1452.14ACB	421
05.1332.40BDA	383	05.1352.40ANI	401	05.1372.40ACB	403	05.1412.40A	405	05.1432.14BDA	407	05.1452.14ANI	421
05.1335.14A	383	05.1352.40BDA	401	05.1372.40ANI	403	05.1412.40ACB	405	05.1432.40A	407	05.1452.14BDA	421
05.1335.14ACB	383	05.1355.14A	401	05.1372.40BDA	403	05.1412.40ANI	405	05.1432.40ACB	407	05.1452.40A	421
05.1335.14ANI	383	05.1355.14ACB	401	05.1375.14A	403	05.1412.40BDA	405	05.1432.40ANI	407	05.1452.40ACB	421
05.1335.14BDA	383	05.1355.14ANI	401	05.1375.14ACB	403	05.1415.14A	405	05.1432.40BDA	407	05.1452.40ANI	421
05.1335.40A	383	05.1355.14BDA	401	05.1375.14ANI	403	05.1415.14ACB	405	05.1435.14A	407	05.1452.40BDA	421
05.1335.40ACB	383	05.1355.40A	401	05.1375.14BDA	403	05.1415.14ANI	405	05.1435.14ACB	407	05.1455.14A	421
05.1335.40ANI	383	05.1355.40ACB	401	05.1375.40A	403	05.1415.14BDA	405	05.1435.14ANI	407	05.1455.14ACB	421
05.1335.40BDA	383	05.1355.40ANI	401	05.1375.40ACB	403	05.1415.40A	405	05.1435.14BDA	407	05.1455.14ANI	421
05.1336.14A	383	05.1355.40BDA	401	05.1375.40ANI	403	05.1415.40ACB	405	05.1435.40A	407	05.1455.14BDA	421
05.1336.14ACB	383	05.1356.14A	401	05.1375.40BDA	403	05.1415.40ANI	405	05.1435.40ACB	407	05.1455.40A	421
05.1336.14ANI	383	05.1356.14ACB	401	05.1376.14A	403	05.1415.40BDA	405	05.1435.40ANI	407	05.1455.40ACB	421
05.1336.14BDA	383	05.1356.14ANI	401	05.1376.14ACB	403	05.1416.14A	405	05.1435.40BDA	407	05.1455.40ANI	421
05.1336.40A	383	05.1356.14BDA	401	05.1376.14ANI	403	05.1416.14ACB	405	05.1436.14A	407	05.1455.40BDA	421
05.1336.40ACB	383	05.1356.40A	401	05.1376.14BDA	403	05.1416.14ANI	405	05.1436.14ACB	407	05.1456.14A	421
05.1336.40ANI	383	05.1356.40ACB	401	05.1376.40A	403	05.1416.14BDA	405	05.1436.14ANI	407	05.1456.14ACB	421
05.1336.40BDA	383	05.1356.40ANI	401	05.1376.40ACB	403	05.1416.40A	405	05.1436.14BDA	407	05.1456.14ANI	421
05.1337.14A	383	05.1356.40BDA	401	05.1376.40ANI	403	05.1416.40ACB	405	05.1436.40A	407	05.1456.14BDA	421
05.1337.14ACB	383	05.1357.14A	401	05.1376.40BDA	403	05.1416.40ANI	405	05.1436.40ACB	407	05.1456.40A	421
05.1337.14ANI	383	05.1357.14ACB	401	05.1377.14A	403	05.1416.40BDA	405	05.1436.40ANI	407	05.1456.40ACB	421
05.1337.14BDA	383	05.1357.14ANI	401	05.1377.14ACB	403	05.1417.14A	405	05.1436.40BDA	407	05.1456.40ANI	421
05.1337.40A	383	05.1357.14BDA	401	05.1377.14ANI	403	05.1417.14ACB	405	05.1437.14A	407	05.1456.40BDA	421
05.1337.40ACB	383	05.1357.40A	401	05.1377.14BDA	403	05.1417.14ANI	405	05.1437.14ACB	407	05.1457.14A	421
05.1337.40ANI	383	05.1357.40ACB	401	05.1377.40A	403	05.1417.14BDA	405	05.1437.14ANI	407	05.1457.14ACB	421
05.1337.40BDA	383	05.1357.40ANI	401	05.1377.40ACB	403	05.1417.40A	405	05.1437.14BDA	407	05.1457.14ANI	421
05.1340.14A	400	05.1357.40BDA	401	05.1377.40ANI	403	05.1417.40ACB	405	05.1437.40A	407	05.1457.14BDA	421
05.1340.14ACB	400	05.1360.14A	402	05.1377.40BDA	403	05.1417.40ANI	405	05.1437.40ACB	407	05.1457.40A	421
05.1340.14ANI	400	05.1360.14ACB	402	05.1400.14A	404	05.1417.40BDA	405	05.1437.40ANI	407	05.1457.40ACB	421
05.1340.14BDA	400	05.1360.14ANI	402	05.1400.14ACB	404	05.1420.14A	406	05.1437.40BDA	407	05.1457.40ANI	421
05.1340.40A	400	05.1360.14BDA	402	05.1400.14ANI	404	05.1420.14ACB	406	05.1440.14A	420	05.1457.40BDA	421
05.1340.40ACB	400	05.1360.40A	402	05.1400.14BDA	404	05.1420.14ANI	406	05.1440.14ACB	420	05.1460.14A	422
05.1340.40ANI	400	05.1360.40ACB	402	05.1400.40A	404	05.1420.14BDA	406	05.1440.14ANI	420	05.1460.14ACB	422
05.1340.40BDA	400	05.1360.40ANI	402	05.1400.40ACB	404	05.1420.40A	406	05.1440.14BDA	420	05.1460.14ANI	422
05.1341.14A	400	05.1360.40BDA	402	05.1400.40ANI	404	05.1420.40ACB	406	05.1440.40A	420	05.1460.14BDA	422
05.1341.14ACB	400	05.1361.14A	402	05.1400.40BDA	404	05.1420.40ANI	406	05.1440.40ACB	420	05.1460.40A	422
05.1341.14ANI	400	05.1361.14ACB	402	05.1401.14A	404	05.1420.40BDA	406	05.1440.40ANI	420	05.1460.40ACB	422
05.1341.14BDA	400	05.1361.14ANI	402	05.1401.14ACB	404	05.1421.14A	406	05.1440.40BDA	420	05.1460.40ANI	422
05.1341.40A	400	05.1361.14BDA	402	05.1401.14ANI	404	05.1421.14ACB	406	05.1441.14A	420	05.1460.40BDA	422
05.1341.40ACB	400	05.1361.40A	402	05.1401.14BDA	404	05.1421.14ANI	406	05.1441.14ACB	420	05.1461.14A	422
05.1341.40ANI	400	05.1361.40ACB	402	05.1401.40A	404	05.1421.14BDA	406	05.1441.14ANI	420	05.1461.14ACB	422
05.1341.40BDA	400	05.1361.40ANI	402	05.1401.40ACB	404	05.1421.40A	406	05.1441.14BDA	420	05.1461.14ANI	422
05.1342.14A	400	05.1361.40BDA	402	05.1401.40ANI	404	05.1421.40ACB	406	05.1441.40A	420	05.1461.14BDA	422
05.1342.14ACB	400	05.1362.14A	402	05.1401.40BDA	404	05.1421.40ANI	406	05.1441.40ACB	420	05.1461.40A	422
05.1342.14ANI	400	05.1362.14ACB	402	05.1402.14A	404	05.1421.40BDA	406	05.1441.40ANI	420	05.1461.40ACB	422
05.1342.14BDA	400	05.1362.14ANI	402	05.1402.14ACB	404	05.1422.14A	406	05.1441.40BDA	420	05.1461.40ANI	422
05.1342.40A	400	05.1362.14BDA	402	05.1402.14ANI	404	05.1422.14ACB	406	05.1442.14A	420	05.1461.40BDA	422
05.1342.40ACB	400	05.1362.40A	402	05.1402.14BDA	404	05.1422.14ANI	406	05.1442.14ACB	420	05.1462.14A	422
05.1342.40ANI	400	05.1362.40ACB	402	05.1402.40A	404	05.1422.14BDA	406	05.1442.14ANI	420	05.1462.14ACB	422
05.1342.40BDA	400	05.1362.40ANI	402	05.1402.40ACB	404	05.1422.40A	406	05.1442.14BDA	420	05.1462.14ANI	422
05.1345.14A	400	05.1362.40BDA	402	05.1402.40ANI	404	05.1422.40ACB	406	05.1442.40A	420	05.1462.14BDA	422
05.1345.14ACB	400	05.1365.14A	402	05.1402.40BDA	404	05.1422.40ANI	406	05.1442.40ACB	420	05.1462.40A	422
05.1345.14ANI	400	05.1365.14ACB	402	05.1405.14A	404	05.1422.40BDA	406	05.1442.40ANI	420	05.1462.40ACB	422
05.1345.14BDA	400	05.1365.14ANI	402	05.1405.14ACB	404	05.1425.14A	406	05.1442.40BDA	420	05.1462.40ANI	422
05.1345.40A	400	05.1365.14BDA	402	05.1405.14ANI	404	05.1425.14ACB	406	05.1445.14A	420	05.1462.40BDA	422
05.1345.40ACB	400	05.1365.40A	402	05.1405.14BDA	404	05.1425.14ANI	406	05.1445.14ACB	420	05.1465.14A	422
05.1345.40ANI	400	05.1365.40ACB	402	05.1405.40A	404	05.1425.14BDA	406	05.1445.14ANI	420	05.1465.14ACB	422
05.1345.40BDA	400	05.1365.40ANI	402	05.1405.40ACB	404	05.1425.40A	406	05.1445.14BDA	420	05.1465.14ANI	422
05.1346.14A	400	05.1365.40BDA	402	05.1405.40ANI	404	05.1425.40ACB	406	05.1445.40A	420	05.1465.14BDA	422
05.1346.14ACB	400	05.1366.14A	402	05.1405.40BDA	404	05.1425.40ANI	406	05.1445.40ACB	420	05.1465.40A	422
05.1346.14ANI	400	05.1366.14ACB	402	05.1406.14A	404	05.1425.40BDA	406	05.1445.40ANI	420	05.1465.40ACB	422
05.1346.14BDA	400	05.1366.14ANI	402	05.1406.14ACB	404	05.1426.14A	406	05.1445.40BDA	420	05.1465.40ANI	422
05.1346.40A	400	05.1366.14BDA	402	05.1406.14ANI	404	05.1426.14ACB	406	05.1446.14A	420	05.1465.40BDA	422
05.1346.40ACB	400	05.1366.40A	402	05.1406.14BDA	404	05.1426.14ANI	406	05.1446.14ACB	420	05.1466.14A	422
05.1346.40ANI	400	05.1366.40ACB	402	05.1406.40A	404	05.1426.14BDA	406	05.1446.14ANI	420	05.1466.14ACB	422
05.1346.40BDA	400	05.1366.40ANI	402	05.1406.40ACB	404	05.1426.40A	406	05.1446.14BDA	420	05.1466.14ANI	422
05.1347.14A	400	05.1366.40BDA	402	05.1406.40ANI	404	05.1426.40ACB	406	05.1446.40A	420	05.1466.14BDA	422
05.1347.14ACB	400	05.1367.14A	402	05.1406.40BDA	404	05.1426.40ANI	406	05.1446.40ACB	420	05.1466.40A	422
05.1347.14ANI	400	05.1367.14ACB	402	05.1407.14A	404	05.1426.40BDA	406	05.1446.40ANI	420	05.1466.40ACB	422
05.1347.14BDA	400	05.1367.14ANI	402	05.1407.14ACB	404	05.1427.14A	406	05.1446.40BDA	420	05.1466.40ANI	422
05.1347.40A	400	05.1367.14BDA	402	05.1407.14ANI	404	05.1427.14ACB	406	05.1447.14A	420	05.1466.40BDA	422
05.1347.40ACB	400	05.1367.40A	402	05.1407.14BDA	404	05.1427.14ANI	406	05.1447.14ACB	420	05.1467.14A	422
05.1347.40ANI	400	05.1367.40ACB	402	05.1407.40A	404	05.1427.14BDA	406	05.1447.14ANI	420	05.1467.14ACB	422
05.1347.40BDA	400	05.1367.40ANI	402	05.1407.40ACB	404	05.1427.40A	406	05.1447.14BDA	420	05.1467.14ANI	422
05.1350.14A	401	05.1367.40BDA	402	05.1407.40ANI	404	05.1427.40ACB	406	05.1447.40A	420	05.1467.14BDA	422
05.1350.14ACB	401	05.1370.14A	403	05.1407.40BDA	404	05.1427.40ANI	406	05.1447.40ACB	420	05.1467.40A	422
05.1350.14ANI	401	05.1370.14ACB	403	05.1410.14A	405	05.1427.40BDA	406	05.1447.40ANI	420	05.1467.40ACB	422
05.1350.14BDA	401	05.1370.14ANI	403	05.1410.14ACB	405	05.1430.14A	407	05.1447.40BDA	420	05.1467.40ANI	422
05.1350.40A	401	05.1370.14BDA	403	05.1410.14ANI	405	05.1430.14ACB	407	05.1450.14A	421	05.1467.40BDA	422
05.1350.40ACB	401	05.1370.40A	403	05.1410.14BDA	405	05.1430.14ANI	407	05.1450.14ACB	421	05.1470.14A	423
05.1350.40ANI	401	05.1370.40ACB	403	05.1410.40A	405	05.1430.14BDA	407	05.1450.14ANI	421	05.1470.14ACB	423
05.1350.40BDA	401	05.1370.40ANI	403	05.1410.40ACB	405	05.1430.40A	407	05.1450.14BDA	421	05.1470.14ANI	423
05.1351.14A	401	05.1370.40BDA	403	05.1410.40ANI	405	05.1430.40ACB	407	05.1450.40A	421	05.1470.14BDA	423
05.1351.14ACB	401	05.1371.14A	403	05.1410.40BDA	405	05.1430.40ANI	407	05.1450.40ACB	421	05.1470.40A	423
05.1351.14ANI	401	05.1371.14ACB	403	05.1411.14A	405	05.1430.40BDA	407	05.1450.40ANI	421	05.1470.40ACB	423

QUICK SEARCH OF PRODUCT

Ref.	Page
05.1470.40ANI	423
05.1470.40BDA	423
05.1471.14A	423
05.1471.14ACB	423
05.1471.14ANI	423
05.1471.14BDA	423
05.1471.40A	423
05.1471.40ACB	423
05.1471.40ANI	423
05.1471.40BDA	423
05.1472.14A	423
05.1472.14ACB	423
05.1472.14ANI	423
05.1472.14BDA	423
05.1472.40A	423
05.1472.40ACB	423
05.1472.40ANI	423
05.1472.40BDA	423
05.1475.14A	423
05.1475.14ACB	423
05.1475.14ANI	423
05.1475.14BDA	423
05.1475.40A	423
05.1475.40ACB	423
05.1475.40ANI	423
05.1475.40BDA	423
05.1476.14A	423
05.1476.14ACB	423
05.1476.14ANI	423
05.1476.14BDA	423
05.1476.40A	423
05.1476.40ACB	423
05.1476.40ANI	423
05.1476.40BDA	423
05.1477.14A	423
05.1477.14ACB	423
05.1477.14ANI	423
05.1477.14BDA	423
05.1477.40A	423
05.1477.40ACB	423
05.1477.40ANI	423
05.1477.40BDA	423
05.1500.14A	408
05.1500.14ACB	408
05.1500.14ANI	408
05.1500.14BDA	408
05.1500.40A	408
05.1500.40ACB	408
05.1500.40ANI	408
05.1500.40BDA	408
05.1501.14A	408
05.1501.14ACB	408
05.1501.14ANI	408
05.1501.14BDA	408
05.1501.40A	408
05.1501.40ACB	408
05.1501.40ANI	408
05.1501.40BDA	408
05.1502.14A	408
05.1502.14ACB	408
05.1502.14ANI	408
05.1502.14BDA	408
05.1502.40A	408
05.1502.40ACB	408
05.1502.40ANI	408
05.1502.40BDA	408
05.1505.14A	408
05.1505.14ACB	408
05.1505.14ANI	408
05.1505.14BDA	408
05.1505.40A	408
05.1505.40ACB	408
05.1505.40ANI	408
05.1505.40BDA	408
05.1506.14A	408
05.1506.14ACB	408
05.1506.14ANI	408
05.1506.14BDA	408
05.1506.40A	408
05.1506.40ACB	408
05.1506.40ANI	408
05.1506.40BDA	408
05.1507.14A	408
05.1507.14ACB	408
05.1507.14ANI	408
05.1507.14BDA	408
05.1507.40A	408
05.1507.40ACB	408
05.1507.40ANI	408
05.1507.40BDA	408
05.1510.14A	409
05.1510.14ACB	409
05.1510.14ANI	409
05.1510.14BDA	409
05.1510.40A	409
05.1510.40ACB	409
05.1510.40ANI	409
05.1510.40BDA	409
05.1511.14A	409
05.1511.14ACB	409
05.1511.14ANI	409
05.1511.14BDA	409
05.1511.40A	409
05.1511.40ACB	409
05.1511.40ANI	409
05.1511.40BDA	409
05.1512.14A	409
05.1512.14ACB	409
05.1512.14ANI	409
05.1512.14BDA	409
05.1512.40A	409
05.1512.40ACB	409
05.1512.40ANI	409
05.1512.40BDA	409
05.1515.14A	409
05.1515.14ACB	409
05.1515.14ANI	409
05.1515.14BDA	409
05.1515.40A	409
05.1515.40ACB	409
05.1515.40ANI	409
05.1515.40BDA	409
05.1516.14A	409
05.1516.14ACB	409
05.1516.14ANI	409
05.1516.14BDA	409
05.1516.40A	409
05.1516.40ACB	409
05.1516.40ANI	409
05.1516.40BDA	409
05.1517.14A	409
05.1517.14ACB	409
05.1517.14ANI	409
05.1517.14BDA	409
05.1517.40A	409
05.1517.40ACB	409
05.1517.40ANI	409
05.1517.40BDA	409
05.1520.14A	410
05.1520.14ACB	410
05.1520.14ANI	410
05.1520.14BDA	410
05.1520.40A	410
05.1520.40ACB	410
05.1520.40ANI	410
05.1520.40BDA	410
05.1521.14A	410
05.1521.14ACB	410
05.1521.14ANI	410
05.1521.14BDA	410
05.1521.40A	410
05.1521.40ACB	410
05.1521.40ANI	410
05.1521.40BDA	410
05.1522.14A	410
05.1522.14ACB	410
05.1522.14ANI	410
05.1522.14BDA	410
05.1522.40A	410
05.1522.40ACB	410
05.1522.40ANI	410
05.1522.40BDA	410
05.1525.14A	410
05.1525.14ACB	410
05.1525.14ANI	410
05.1525.14BDA	410
05.1525.40A	410
05.1525.40ACB	410
05.1525.40ANI	410
05.1525.40BDA	410
05.1526.14A	410
05.1526.14ACB	410
05.1526.14ANI	410
05.1526.14BDA	410
05.1526.40A	410
05.1526.40ACB	410
05.1526.40ANI	410
05.1526.40BDA	410
05.1527.14A	410
05.1527.14ACB	410
05.1527.14ANI	410
05.1527.14BDA	410
05.1527.40A	410
05.1527.40ACB	410
05.1527.40ANI	410
05.1527.40BDA	410
05.1530.14A	411
05.1530.14ACB	411
05.1530.14ANI	411
05.1530.14BDA	411
05.1530.40A	411
05.1530.40ACB	411
05.1530.40ANI	411
05.1530.40BDA	411
05.1531.14A	411
05.1531.14ACB	411
05.1531.14ANI	411
05.1531.14BDA	411
05.1531.40A	411
05.1531.40ACB	411
05.1531.40ANI	411
05.1531.40BDA	411
05.1532.14A	411
05.1532.14ACB	411
05.1532.14ANI	411
05.1532.14BDA	411
05.1532.40A	411
05.1532.40ACB	411
05.1532.40ANI	411
05.1532.40BDA	411
05.1535.14A	411
05.1535.14ACB	411
05.1535.14ANI	411
05.1535.14BDA	411
05.1535.40A	411
05.1535.40ACB	411
05.1535.40ANI	411
05.1535.40BDA	411
05.1536.14A	411
05.1536.14ACB	411
05.1536.14ANI	411
05.1536.14BDA	411
05.1536.40A	411
05.1536.40ACB	411
05.1536.40ANI	411
05.1536.40BDA	411
05.1537.14A	411
05.1537.14ACB	411
05.1537.14ANI	411
05.1537.14BDA	411
05.1537.40A	411
05.1537.40ACB	411
05.1537.40ANI	411
05.1537.40BDA	411
05.1540.14A	424
05.1540.14ACB	424
05.1540.14ANI	424
05.1540.14BDA	424
05.1540.40A	424
05.1540.40ACB	424
05.1540.40ANI	424
05.1540.40BDA	424
05.1541.14A	424
05.1541.14ACB	424
05.1541.14ANI	424
05.1541.14BDA	424
05.1541.40A	424
05.1541.40ACB	424
05.1541.40ANI	424
05.1541.40BDA	424
05.1542.14A	424
05.1542.14ACB	424
05.1542.14ANI	424
05.1542.14BDA	424
05.1542.40A	424
05.1542.40ACB	424
05.1542.40ANI	424
05.1542.40BDA	424
05.1545.14A	424
05.1545.14ACB	424
05.1545.14ANI	424
05.1545.14BDA	424
05.1545.40A	424
05.1545.40ACB	424
05.1545.40ANI	424
05.1545.40BDA	424
05.1546.14A	424
05.1546.14ACB	424
05.1546.14ANI	424
05.1546.14BDA	424
05.1546.40A	424
05.1546.40ACB	424
05.1546.40ANI	424
05.1546.40BDA	424
05.1547.14A	424
05.1547.14ACB	424
05.1547.14ANI	424
05.1547.14BDA	424
05.1547.40A	424
05.1547.40ACB	424
05.1547.40ANI	424
05.1547.40BDA	424
05.1550.14A	425
05.1550.14ACB	425
05.1550.14ANI	425
05.1550.14BDA	425
05.1550.40A	425
05.1550.40ACB	425
05.1550.40ANI	425
05.1550.40BDA	425
05.1551.14A	425
05.1551.14ACB	425
05.1551.14ANI	425
05.1551.14BDA	425
05.1551.40A	425
05.1551.40ACB	425
05.1551.40ANI	425
05.1551.40BDA	425
05.1552.14A	425
05.1552.14ACB	425
05.1552.14ANI	425
05.1552.14BDA	425
05.1552.40A	425
05.1552.40ACB	425
05.1552.40ANI	425
05.1552.40BDA	425
05.1555.14A	425
05.1555.14ACB	425
05.1555.14ANI	425
05.1555.14BDA	425
05.1555.40A	425
05.1555.40ACB	425
05.1555.40ANI	425
05.1555.40BDA	425
05.1556.14A	425
05.1556.14ACB	425
05.1556.14ANI	425
05.1556.14BDA	425
05.1556.40A	425
05.1556.40ACB	425
05.1556.40ANI	425
05.1556.40BDA	425
05.1557.14A	425
05.1557.14ACB	425
05.1557.14ANI	425
05.1557.14BDA	425
05.1557.40A	425
05.1557.40ACB	425
05.1557.40ANI	425
05.1557.40BDA	425
05.1560.14A	426
05.1560.14ACB	426
05.1560.14ANI	426
05.1560.14BDA	426
05.1560.40A	426
05.1560.40ACB	426
05.1560.40ANI	426
05.1560.40BDA	426
05.1561.14A	426
05.1561.14ACB	426
05.1561.14ANI	426
05.1561.14BDA	426
05.1561.40A	426
05.1561.40ACB	426
05.1561.40ANI	426
05.1561.40BDA	426
05.1562.14A	426
05.1562.14ACB	426
05.1562.14ANI	426
05.1562.14BDA	426
05.1562.40A	426
05.1562.40ACB	426
05.1562.40ANI	426
05.1562.40BDA	426
05.1565.14A	426
05.1565.14ACB	426
05.1565.14ANI	426
05.1565.14BDA	426
05.1565.40A	426
05.1565.40ACB	426
05.1565.40ANI	426
05.1565.40BDA	426
05.1566.14A	426
05.1566.14ACB	426
05.1566.14ANI	426
05.1566.14BDA	426
05.1566.40A	426
05.1566.40ACB	426
05.1566.40ANI	426
05.1566.40BDA	426
05.1567.14A	426
05.1567.14ACB	426
05.1567.14ANI	426
05.1567.14BDA	426
05.1567.40A	426
05.1567.40ACB	426
05.1567.40ANI	426
05.1567.40BDA	426
05.1570.14A	427
05.1570.14ACB	427
05.1570.14ANI	427
05.1570.14BDA	427
05.1570.40A	427
05.1570.40ACB	427
05.1570.40ANI	427
05.1570.40BDA	427
05.1571.14A	427
05.1571.14ACB	427
05.1571.14ANI	427
05.1571.14BDA	427
05.1571.40A	427
05.1571.40ACB	427
05.1571.40ANI	427
05.1571.40BDA	427
05.1572.14A	427
05.1572.14ACB	427
05.1572.14ANI	427
05.1572.14BDA	427
05.1572.40A	427
05.1572.40ACB	427
05.1572.40ANI	427
05.1572.40BDA	427
05.1575.14A	427
05.1575.14ACB	427
05.1575.14ANI	427
05.1575.14BDA	427
05.1575.40A	427
05.1575.40ACB	427
05.1575.40ANI	427
05.1575.40BDA	427
05.1576.14A	427
05.1576.14ACB	427
05.1576.14ANI	427
05.1576.14BDA	427
05.1576.40A	427
05.1576.40ACB	427
05.1576.40ANI	427
05.1576.40BDA	427
05.1577.14A	427
05.1577.14ACB	427
05.1577.14ANI	427
05.1577.14BDA	427
05.1577.40A	427
05.1577.40ACB	427
05.1577.40ANI	427
05.1577.40BDA	427
05.1600.14A	412
05.1600.14ACB	412
05.1600.14ANI	412
05.1600.14BDA	412
05.1600.40A	412
05.1600.40ACB	412
05.1600.40ANI	412
05.1600.40BDA	412
05.1601.14A	412
05.1601.14ACB	412
05.1601.14ANI	412
05.1601.14BDA	412
05.1601.40A	412
05.1601.40ACB	412
05.1601.40ANI	412
05.1601.40BDA	412
05.1602.14A	412
05.1602.14ACB	412
05.1602.14ANI	412
05.1602.14BDA	412
05.1602.40A	412
05.1602.40ACB	412
05.1602.40ANI	412
05.1602.40BDA	412
05.1605.14A	412
05.1605.14ACB	412
05.1605.14ANI	412
05.1605.14BDA	412
05.1605.40A	412
05.1605.40ACB	412
05.1605.40ANI	412
05.1605.40BDA	412
05.1606.14A	412
05.1606.14ACB	412
05.1606.14ANI	412
05.1606.14BDA	412
05.1606.40A	412
05.1606.40ACB	412
05.1606.40ANI	412
05.1606.40BDA	412
05.1607.14A	412
05.1607.14ACB	412
05.1607.14ANI	412
05.1607.14BDA	412
05.1607.40A	412
05.1607.40ACB	412
05.1607.40ANI	412
05.1607.40BDA	412
05.1610.14A	413
05.1610.14ACB	413
05.1610.14ANI	413
05.1610.14BDA	413
05.1610.40A	413
05.1610.40ACB	413
05.1610.40ANI	413
05.1610.40BDA	413
05.1611.14A	413
05.1611.14ACB	413
05.1611.14ANI	413
05.1611.14BDA	413
05.1611.40A	413
05.1611.40ACB	413
05.1611.40ANI	413
05.1611.40BDA	413
05.1612.14A	413
05.1612.14ACB	413
05.1612.14ANI	413
05.1612.14BDA	413
05.1612.40A	413
05.1612.40ACB	413
05.1612.40ANI	413
05.1612.40BDA	413
05.1615.14A	413
05.1615.14ACB	413
05.1615.14ANI	413
05.1615.14BDA	413
05.1615.40A	413
05.1615.40ACB	413
05.1615.40ANI	413
05.1615.40BDA	413
05.1616.14A	413
05.1616.14ACB	413
05.1616.14ANI	413
05.1616.14BDA	413
05.1616.40A	413
05.1616.40ACB	413
05.1616.40ANI	413
05.1616.40BDA	413
05.1617.14A	413
05.1617.14ACB	413
05.1617.14ANI	413
05.1617.14BDA	413
05.1617.40A	413
05.1617.40ACB	413
05.1617.40ANI	413
05.1617.40BDA	413
05.1620.14A	414
05.1620.14ACB	414
05.1620.14ANI	414
05.1620.14BDA	414
05.1620.40A	414
05.1620.40ACB	414
05.1620.40ANI	414
05.1620.40BDA	414
05.1621.14A	414
05.1621.14ACB	414
05.1621.14ANI	414
05.1621.14BDA	414
05.1621.40A	414
05.1621.40ACB	414
05.1621.40ANI	414
05.1621.40BDA	414
05.1622.14A	414
05.1622.14ACB	414
05.1622.14ANI	414
05.1622.14BDA	414
05.1622.40A	414
05.1622.40ACB	414
05.1622.40ANI	414
05.1622.40BDA	414
05.1625.14A	414
05.1625.14ACB	414
05.1625.14ANI	414
05.1625.14BDA	414
05.1625.40A	414
05.1625.40ACB	414
05.1625.40ANI	414
05.1625.40BDA	414
05.1626.14A	414
05.1626.14ACB	414
05.1626.14ANI	414
05.1626.14BDA	414
05.1626.40A	414
05.1626.40ACB	414
05.1626.40ANI	414
05.1626.40BDA	414
05.1627.14A	414
05.1627.14ACB	414
05.1627.14ANI	414
05.1627.14BDA	414
05.1627.40A	414
05.1627.40ACB	414
05.1627.40ANI	414
05.1627.40BDA	414

QUICK SEARCH OF PRODUCT

Ref.	Page
05.1630.14A	415
05.1630.14ACB	415
05.1630.14ANI	415
05.1630.14BDA	415
05.1630.40A	415
05.1630.40ACB	415
05.1630.40ANI	415
05.1630.40BDA	415
05.1631.14A	415
05.1631.14ACB	415
05.1631.14ANI	415
05.1631.14BDA	415
05.1631.40A	415
05.1631.40ACB	415
05.1631.40ANI	415
05.1631.40BDA	415
05.1632.14A	415
05.1632.14ACB	415
05.1632.14ANI	415
05.1632.14BDA	415
05.1632.40A	415
05.1632.40ACB	415
05.1632.40ANI	415
05.1632.40BDA	415
05.1635.14A	415
05.1635.14ACB	415
05.1635.14ANI	415
05.1635.14BDA	415
05.1635.40A	415
05.1635.40ACB	415
05.1635.40ANI	415
05.1635.40BDA	415
05.1636.14A	415
05.1636.14ACB	415
05.1636.14ANI	415
05.1636.14BDA	415
05.1636.40A	415
05.1636.40ACB	415
05.1636.40ANI	415
05.1636.40BDA	415
05.1637.14A	415
05.1637.14ACB	415
05.1637.14ANI	415
05.1637.14BDA	415
05.1637.40A	415
05.1637.40ACB	415
05.1637.40ANI	415
05.1637.40BDA	415
05.1640.14A	428
05.1640.14ACB	428
05.1640.14ANI	428
05.1640.14BDA	428
05.1640.40A	428
05.1640.40ACB	428
05.1640.40ANI	428
05.1640.40BDA	428
05.1641.14A	428
05.1641.14ACB	428
05.1641.14ANI	428
05.1641.14BDA	428
05.1641.40A	428
05.1641.40ACB	428
05.1641.40ANI	428
05.1641.40BDA	428
05.1642.14A	428
05.1642.14ACB	428
05.1642.14ANI	428
05.1642.14BDA	428
05.1642.40A	428
05.1642.40ACB	428
05.1642.40ANI	428
05.1642.40BDA	428
05.1645.14A	428
05.1645.14ACB	428
05.1645.14ANI	428
05.1645.14BDA	428
05.1645.40A	428
05.1645.40ACB	428
05.1645.40ANI	428
05.1645.40BDA	428
05.1646.14A	428
05.1646.14ACB	428
05.1646.14ANI	428
05.1646.14BDA	428
05.1646.40A	428
05.1646.40ACB	428
05.1646.40ANI	428
05.1646.40BDA	428
05.1647.14A	428
05.1647.14ACB	428
05.1647.14ANI	428
05.1647.14BDA	428
05.1647.40A	428
05.1647.40ACB	428
05.1647.40ANI	428

Ref.	Page
05.1647.40BDA	428
05.1650.14A	429
05.1650.14ACB	429
05.1650.14ANI	429
05.1650.14BDA	429
05.1650.40A	429
05.1650.40ACB	429
05.1650.40ANI	429
05.1650.40BDA	429
05.1651.14A	429
05.1651.14ACB	429
05.1651.14ANI	429
05.1651.14BDA	429
05.1651.40A	429
05.1651.40ACB	429
05.1651.40ANI	429
05.1651.40BDA	429
05.1652.14A	429
05.1652.14ACB	429
05.1652.14ANI	429
05.1652.14BDA	429
05.1652.40A	429
05.1652.40ACB	429
05.1652.40ANI	429
05.1652.40BDA	429
05.1655.14A	429
05.1655.14ACB	429
05.1655.14ANI	429
05.1655.14BDA	429
05.1655.40A	429
05.1655.40ACB	429
05.1655.40ANI	429
05.1655.40BDA	429
05.1656.14A	429
05.1656.14ACB	429
05.1656.14ANI	429
05.1656.14BDA	429
05.1656.40A	429
05.1656.40ACB	429
05.1656.40ANI	429
05.1656.40BDA	429
05.1657.14A	429
05.1657.14ACB	429
05.1657.14ANI	429
05.1657.14BDA	429
05.1657.40A	429
05.1657.40ACB	429
05.1657.40ANI	429
05.1657.40BDA	429
05.1660.14A	430
05.1660.14ACB	430
05.1660.14ANI	430
05.1660.14BDA	430
05.1660.40A	430
05.1660.40ACB	430
05.1660.40ANI	430
05.1660.40BDA	430
05.1661.14A	430
05.1661.14ACB	430
05.1661.14ANI	430
05.1661.14BDA	430
05.1661.40A	430
05.1661.40ACB	430
05.1661.40ANI	430
05.1661.40BDA	430
05.1662.14A	430
05.1662.14ACB	430
05.1662.14ANI	430
05.1662.14BDA	430
05.1662.40A	430
05.1662.40ACB	430
05.1662.40ANI	430
05.1662.40BDA	430
05.1665.14A	430
05.1665.14ACB	430
05.1665.14ANI	430
05.1665.14BDA	430
05.1665.40A	430
05.1665.40ACB	430
05.1665.40ANI	430
05.1665.40BDA	430
05.1666.14A	430
05.1666.14ACB	430
05.1666.14ANI	430
05.1666.14BDA	430
05.1666.40A	430
05.1666.40ACB	430
05.1666.40ANI	430
05.1666.40BDA	430
05.1667.14A	430
05.1667.14ACB	430
05.1667.14ANI	430
05.1667.14BDA	430
05.1667.40A	430
05.1667.40ACB	430

Ref.	Page
05.1667.40ANI	430
05.1667.40BDA	430
05.1670.14A	431
05.1670.14ACB	431
05.1670.14ANI	431
05.1670.14BDA	431
05.1670.40A	431
05.1670.40ACB	431
05.1670.40ANI	431
05.1670.40BDA	431
05.1671.14A	431
05.1671.14ACB	431
05.1671.14ANI	431
05.1671.14BDA	431
05.1671.40A	431
05.1671.40ACB	431
05.1671.40ANI	431
05.1671.40BDA	431
05.1672.14A	431
05.1672.14ACB	431
05.1672.14ANI	431
05.1672.14BDA	431
05.1672.40A	431
05.1672.40ACB	431
05.1672.40ANI	431
05.1672.40BDA	431
05.1675.14A	431
05.1675.14ACB	431
05.1675.14ANI	431
05.1675.14BDA	431
05.1675.40A	431
05.1675.40ACB	431
05.1675.40ANI	431
05.1675.40BDA	431
05.1676.14A	431
05.1676.14ACB	431
05.1676.14ANI	431
05.1676.14BDA	431
05.1676.40A	431
05.1676.40ACB	431
05.1676.40ANI	431
05.1676.40BDA	431
05.1677.14A	431
05.1677.14ACB	431
05.1677.14ANI	431
05.1677.14BDA	431
05.1677.40A	431
05.1677.40ACB	431
05.1677.40ANI	431
05.1677.40BDA	431
05.1700.14A	416
05.1700.14ACB	416
05.1700.14ANI	416
05.1700.14BDA	416
05.1700.40A	416
05.1700.40ACB	416
05.1700.40ANI	416
05.1700.40BDA	416
05.1701.14A	416
05.1701.14ACB	416
05.1701.14ANI	416
05.1701.14BDA	416
05.1701.40A	416
05.1701.40ACB	416
05.1701.40ANI	416
05.1701.40BDA	416
05.1702.14A	416
05.1702.14ACB	416
05.1702.14ANI	416
05.1702.14BDA	416
05.1702.40A	416
05.1702.40ACB	416
05.1702.40ANI	416
05.1702.40BDA	416
05.1705.14A	416
05.1705.14ACB	416
05.1705.14ANI	416
05.1705.14BDA	416
05.1705.40A	416
05.1705.40ACB	416
05.1705.40ANI	416
05.1705.40BDA	416
05.1706.14A	416
05.1706.14ACB	416
05.1706.14ANI	416
05.1706.14BDA	416
05.1706.40A	416
05.1706.40ACB	416
05.1706.40ANI	416
05.1706.40BDA	416
05.1707.14A	416
05.1707.14ACB	416
05.1707.14ANI	416
05.1707.14BDA	416
05.1707.40A	416

Ref.	Page
05.1707.40ACB	416
05.1707.40ANI	416
05.1707.40BDA	416
05.1710.14A	417
05.1710.14ACB	417
05.1710.14ANI	417
05.1710.14BDA	417
05.1710.40A	417
05.1710.40ACB	417
05.1710.40ANI	417
05.1710.40BDA	417
05.1711.14A	417
05.1711.14ACB	417
05.1711.14ANI	417
05.1711.14BDA	417
05.1711.40A	417
05.1711.40ACB	417
05.1711.40ANI	417
05.1711.40BDA	417
05.1712.14A	417
05.1712.14ACB	417
05.1712.14ANI	417
05.1712.14BDA	417
05.1712.40A	417
05.1712.40ACB	417
05.1712.40ANI	417
05.1712.40BDA	417
05.1715.14A	417
05.1715.14ACB	417
05.1715.14ANI	417
05.1715.14BDA	417
05.1715.40A	417
05.1715.40ACB	417
05.1715.40ANI	417
05.1715.40BDA	417
05.1716.14A	417
05.1716.14ACB	417
05.1716.14ANI	417
05.1716.14BDA	417
05.1716.40A	417
05.1716.40ACB	417
05.1716.40ANI	417
05.1716.40BDA	417
05.1717.14A	417
05.1717.14ACB	417
05.1717.14ANI	417
05.1717.14BDA	417
05.1717.40A	417
05.1717.40ACB	417
05.1717.40ANI	417
05.1717.40BDA	417
05.1720.14A	418
05.1720.14ACB	418
05.1720.14ANI	418
05.1720.14BDA	418
05.1720.40A	418
05.1720.40ACB	418
05.1720.40ANI	418
05.1720.40BDA	418
05.1721.14A	418
05.1721.14ACB	418
05.1721.14ANI	418
05.1721.14BDA	418
05.1721.40A	418
05.1721.40ACB	418
05.1721.40ANI	418
05.1721.40BDA	418
05.1722.14A	418
05.1722.14ACB	418
05.1722.14ANI	418
05.1722.14BDA	418
05.1722.40A	418
05.1722.40ACB	418
05.1722.40ANI	418
05.1722.40BDA	418
05.1725.14A	418
05.1725.14ACB	418
05.1725.14ANI	418
05.1725.14BDA	418
05.1725.40A	418
05.1725.40ACB	418
05.1725.40ANI	418
05.1725.40BDA	418
05.1726.14A	418
05.1726.14ACB	418
05.1726.14ANI	418
05.1726.14BDA	418
05.1726.40A	418
05.1726.40ACB	418
05.1726.40ANI	418
05.1726.40BDA	418
05.1727.14A	418
05.1727.14ACB	418
05.1727.14ANI	418
05.1727.14BDA	418

Ref.	Page
05.1727.40A	418
05.1727.40ACB	418
05.1727.40ANI	418
05.1727.40BDA	418
05.1730.14A	419
05.1730.14ACB	419
05.1730.14ANI	419
05.1730.14BDA	419
05.1730.40A	419
05.1730.40ACB	419
05.1730.40ANI	419
05.1730.40BDA	419
05.1731.14A	419
05.1731.14ACB	419
05.1731.14ANI	419
05.1731.14BDA	419
05.1731.40A	419
05.1731.40ACB	419
05.1731.40ANI	419
05.1731.40BDA	419
05.1732.14A	419
05.1732.14ACB	419
05.1732.14ANI	419
05.1732.14BDA	419
05.1732.40A	419
05.1732.40ACB	419
05.1732.40ANI	419
05.1732.40BDA	419
05.1735.14A	419
05.1735.14ACB	419
05.1735.14ANI	419
05.1735.14BDA	419
05.1735.40A	419
05.1735.40ACB	419
05.1735.40ANI	419
05.1735.40BDA	419
05.1736.14A	419
05.1736.14ACB	419
05.1736.14ANI	419
05.1736.14BDA	419
05.1736.40A	419
05.1736.40ACB	419
05.1736.40ANI	419
05.1736.40BDA	419
05.1737.14A	419
05.1737.14ACB	419
05.1737.14ANI	419
05.1737.14BDA	419
05.1737.40A	419
05.1737.40ACB	419
05.1737.40ANI	419
05.1737.40BDA	419
05.1740.14A	432
05.1740.14ACB	432
05.1740.14ANI	432
05.1740.14BDA	432
05.1740.40A	432
05.1740.40ACB	432
05.1740.40ANI	432
05.1740.40BDA	432
05.1741.14A	432
05.1741.14ACB	432
05.1741.14ANI	432
05.1741.14BDA	432
05.1741.40A	432
05.1741.40ACB	432
05.1741.40ANI	432
05.1741.40BDA	432
05.1742.14A	432
05.1742.14ACB	432
05.1742.14ANI	432
05.1742.14BDA	432
05.1742.40A	432
05.1742.40ACB	432
05.1742.40ANI	432
05.1742.40BDA	432
05.1745.14A	432
05.1745.14ACB	432
05.1745.14ANI	432
05.1745.14BDA	432
05.1745.40A	432
05.1745.40ACB	432
05.1745.40ANI	432
05.1745.40BDA	432
05.1746.14A	432
05.1746.14ACB	432
05.1746.14ANI	432
05.1746.14BDA	432
05.1746.40A	432
05.1746.40ACB	432
05.1746.40ANI	432
05.1746.40BDA	432
05.1747.14A	432
05.1747.14ACB	432
05.1747.14ANI	432

Ref.	Page
05.1747.14BDA	432
05.1747.40A	432
05.1747.40ACB	432
05.1747.40ANI	432
05.1747.40BDA	432
05.1750.14A	433
05.1750.14ACB	433
05.1750.14ANI	433
05.1750.14BDA	433
05.1750.40A	433
05.1750.40ACB	433
05.1750.40ANI	433
05.1750.40BDA	433
05.1751.14A	433
05.1751.14ACB	433
05.1751.14ANI	433
05.1751.14BDA	433
05.1751.40A	433
05.1751.40ACB	433
05.1751.40ANI	433
05.1751.40BDA	433
05.1752.14A	433
05.1752.14ACB	433
05.1752.14ANI	433
05.1752.14BDA	433
05.1752.40A	433
05.1752.40ACB	433
05.1752.40ANI	433
05.1752.40BDA	433
05.1755.14A	433
05.1755.14ACB	433
05.1755.14ANI	433
05.1755.14BDA	433
05.1755.40A	433
05.1755.40ACB	433
05.1755.40ANI	433
05.1755.40BDA	433
05.1756.14A	433
05.1756.14ACB	433
05.1756.14ANI	433
05.1756.14BDA	433
05.1756.40A	433
05.1756.40ACB	433
05.1756.40ANI	433
05.1756.40BDA	433
05.1757.14A	433
05.1757.14ACB	433
05.1757.14ANI	433
05.1757.14BDA	433
05.1757.40A	433
05.1757.40ACB	433
05.1757.40ANI	433
05.1757.40BDA	433
05.1760.14A	434
05.1760.14ACB	434
05.1760.14ANI	434
05.1760.14BDA	434
05.1760.40A	434
05.1760.40ACB	434
05.1760.40ANI	434
05.1760.40BDA	434
05.1761.14A	434
05.1761.14ACB	434
05.1761.14ANI	434
05.1761.14BDA	434
05.1761.40A	434
05.1761.40ACB	434
05.1761.40ANI	434
05.1761.40BDA	434
05.1762.14A	434
05.1762.14ACB	434
05.1762.14ANI	434
05.1762.14BDA	434
05.1762.40A	434
05.1762.40ACB	434
05.1762.40ANI	434
05.1762.40BDA	434
05.1765.14A	434
05.1765.14ACB	434
05.1765.14ANI	434
05.1765.14BDA	434
05.1765.40A	434
05.1765.40ACB	434
05.1765.40ANI	434
05.1765.40BDA	434
05.1766.14A	434
05.1766.14ACB	434
05.1766.14ANI	434
05.1766.14BDA	434
05.1766.40A	434
05.1766.40ACB	434
05.1766.40ANI	434
05.1766.40BDA	434
05.1767.14A	434
05.1767.14ACB	434

QUICK SEARCH OF PRODUCT

Ref.	Page	Ref.	Page	Ref.	Page	Ref.	Page	Ref.	Page	Ref.	Page
05.1767.14ANI	434	05.1810.40ADA	175	05.1836.40ACB	177	05.2226.14ADA	440	05.2366.14A	440	05.2606.EQ	473
05.1767.14BDA	434	05.1811.14A	175	05.1836.40ADA	177	05.2230.14A	441	05.2366.14ADA	440	05.2606.EQ.NI	473
05.1767.40A	434	05.1811.14ACB	175	05.1837.14A	177	05.2230.14ADA	441	05.2370.14A	441	05.2606.ER	473
05.1767.40ACB	434	05.1811.14ADA	175	05.1837.14ACB	177	05.2231.14A	441	05.2370.14ADA	441	05.2606.ER.NI	473
05.1767.40ANI	434	05.1811.40A	175	05.1837.14ADA	177	05.2231.14ADA	441	05.2371.14A	441	05.2606.ES	473
05.1767.40BDA	434	05.1811.40ACB	175	05.1837.40A	177	05.2235.14A	441	05.2371.14ADA	441	05.2606.ES.NI	473
05.1770.14A	435	05.1811.40ADA	175	05.1837.40ACB	177	05.2235.14ADA	441	05.2375.14A	441	05.2606.TK	473
05.1770.14ACB	435	05.1812.14A	175	05.1837.40ADA	177	05.2236.14A	441	05.2375.14ADA	441	05.2606.TK.NI	473
05.1770.14ANI	435	05.1812.14ACB	175	05.2102.40A	438	05.2236.14ADA	441	05.2376.14A	441	05.2607.14	473
05.1770.14BDA	435	05.1812.14ADA	175	05.2102.40ADA	438	05.2240.14A	438	05.2376.14ADA	441	05.2607.14.NI	473
05.1770.40A	435	05.1812.40A	175	05.2103.40A	438	05.2240.14ADA	438	05.2500.14	462	05.2607.40	473
05.1770.40ACB	435	05.1812.40ACB	175	05.2103.40ADA	438	05.2241.14A	438	05.2500.40	462	05.2607.40.NI	473
05.1770.40ANI	435	05.1812.40ADA	175	05.2107.40A	438	05.2241.14ADA	438	05.2500.EQ	462	05.2607.EQ	473
05.1770.40BDA	435	05.1815.14A	175	05.2107.40ADA	438	05.2245.14A	438	05.2500.ER	462	05.2607.EQ.NI	473
05.1771.14A	435	05.1815.14ACB	175	05.2108.40A	438	05.2245.14ADA	438	05.2500.ES	462	05.2607.TK	473
05.1771.14ACB	435	05.1815.14ADA	175	05.2108.40ADA	438	05.2246.14A	438	05.2501.14	462	05.2607.TK.NI	473
05.1771.14ANI	435	05.1815.40A	175	05.2112.40A	439	05.2246.14ADA	438	05.2501.40	462	05.2608.14	473
05.1771.14BDA	435	05.1815.40ACB	175	05.2112.40ADA	439	05.2250.14A	439	05.2501.EQ	462	05.2608.14.NI	473
05.1771.40A	435	05.1815.40ADA	175	05.2113.40A	439	05.2250.14ADA	439	05.2501.ER	462	05.2608.40	473
05.1771.40ACB	435	05.1816.14A	175	05.2113.40ADA	439	05.2251.14A	439	05.2501.ES	462	05.2608.40.NI	473
05.1771.40ANI	435	05.1816.14ACB	175	05.2117.40A	439	05.2251.14ADA	439	05.2502.14	462	05.2608.ER	473
05.1771.40BDA	435	05.1816.14ADA	175	05.2117.40ADA	439	05.2255.14A	439	05.2502.40	462	05.2608.ER.NI	473
05.1772.14A	435	05.1816.40A	175	05.2118.40A	439	05.2255.14ADA	439	05.2502.EQ	462	05.2609.ES	473
05.1772.14ACB	435	05.1816.40ACB	175	05.2118.40ADA	439	05.2256.14A	439	05.2502.ER	462	05.2609.ES.NI	473
05.1772.14ANI	435	05.1816.40ADA	175	05.2122.40A	440	05.2256.14ADA	439	05.2502.ES	462	05.2610.14	474
05.1772.14BDA	435	05.1817.14A	175	05.2122.40ADA	440	05.2260.14A	440	05.2505.14	462	05.2610.14.NI	474
05.1772.40A	435	05.1817.14ACB	175	05.2123.40A	440	05.2260.14ADA	440	05.2505.40	462	05.2610.40	474
05.1772.40ACB	435	05.1817.14ADA	175	05.2123.40ADA	440	05.2261.14A	440	05.2505.EQ	462	05.2610.40.NI	474
05.1772.40ANI	435	05.1817.40A	175	05.2127.40A	440	05.2261.14ADA	440	05.2505.ER	462	05.2611.14	474
05.1772.40BDA	435	05.1817.40ACB	175	05.2127.40ADA	440	05.2265.14A	440	05.2505.ES	462	05.2611.14.NI	474
05.1775.14A	435	05.1817.40ADA	175	05.2128.40A	440	05.2265.14ADA	440	05.2506.14	462	05.2611.40	474
05.1775.14ACB	435	05.1820.14A	176	05.2128.40ADA	440	05.2266.14A	440	05.2506.40	462	05.2611.40.NI	474
05.1775.14ANI	435	05.1820.14ACB	176	05.2132.40A	441	05.2266.14ADA	440	05.2506.EQ	462	05.2611.EQ	474
05.1775.14BDA	435	05.1820.14ADA	176	05.2132.40ADA	441	05.2270.14A	441	05.2506.ER	462	05.2611.EQ.NI	474
05.1775.40A	435	05.1820.40A	176	05.2133.40A	441	05.2270.14ADA	441	05.2506.ES	462	05.2611.ER	474
05.1775.40ACB	435	05.1820.40ACB	176	05.2133.40ADA	441	05.2271.14A	441	05.2507.14	462	05.2611.ER.NI	474
05.1775.40ANI	435	05.1820.40ADA	176	05.2137.40A	441	05.2271.14ADA	441	05.2507.40	462	05.2611.ES	474
05.1775.40BDA	435	05.1821.14A	176	05.2137.40ADA	441	05.2275.14A	441	05.2507.EQ	462	05.2611.ES.NI	474
05.1776.14A	435	05.1821.14ACB	176	05.2138.40A	441	05.2275.14ADA	441	05.2507.ER	462	05.2611.TK	474
05.1776.14ACB	435	05.1821.14ADA	176	05.2138.40ADA	441	05.2276.14A	441	05.2507.ES	462	05.2611.TK.NI	474
05.1776.14ANI	435	05.1821.40A	176	05.2142.14A	438	05.2276.14ADA	441	05.2510.14	462	05.2612.14	474
05.1776.14BDA	435	05.1821.40ACB	176	05.2142.14ADA	438	05.2300.14A	438	05.2510.40	462	05.2612.14.NI	474
05.1776.40A	435	05.1821.40ADA	176	05.2143.14A	438	05.2300.14ADA	438	05.2510.EQ	462	05.2612.40	474
05.1776.40ACB	435	05.1822.14A	176	05.2143.14ADA	438	05.2301.14A	438	05.2510.ER	462	05.2612.40.NI	474
05.1776.40ANI	435	05.1822.14ACB	176	05.2147.14A	438	05.2301.14ADA	438	05.2510.ES	462	05.2612.EQ	474
05.1776.40BDA	435	05.1822.14ADA	176	05.2147.14ADA	438	05.2305.14A	438	05.2511.14	462	05.2612.EQ.NI	474
05.1777.14A	435	05.1822.40A	176	05.2148.14A	438	05.2305.14ADA	438	05.2511.40	462	05.2612.TK	474
05.1777.14ACB	435	05.1822.40ACB	176	05.2148.14ADA	438	05.2306.14A	438	05.2511.EQ	462	05.2612.TK.NI	474
05.1777.14ANI	435	05.1822.40ADA	176	05.2152.14A	439	05.2306.14ADA	438	05.2511.ER	462	05.2613.14	474
05.1777.14BDA	435	05.1825.14A	176	05.2152.14ADA	439	05.2310.14A	439	05.2511.ES	462	05.2613.14.NI	474
05.1777.40A	435	05.1825.14ACB	176	05.2153.14A	439	05.2310.14ADA	439	05.2512.14	462	05.2613.40	474
05.1777.40ACB	435	05.1825.14ADA	176	05.2153.14ADA	439	05.2311.14A	439	05.2512.40	462	05.2613.40.NI	474
05.1777.40ANI	435	05.1825.40A	176	05.2157.14A	439	05.2311.14ADA	439	05.2512.EQ	462	05.2613.ER	474
05.1777.40BDA	435	05.1825.40ACB	176	05.2157.14ADA	439	05.2315.14A	439	05.2512.ER	462	05.2613.ER.NI	474
05.1800.14A	174	05.1825.40ADA	176	05.2158.14A	439	05.2315.14ADA	439	05.2512.ES	462	05.2614.ES	474
05.1800.14ACB	174	05.1826.14A	176	05.2158.14ADA	439	05.2316.14A	439	05.2600.14	472	05.2614.ES.NI	474
05.1800.14ADA	174	05.1826.14ACB	176	05.2162.14A	440	05.2316.14ADA	439	05.2600.14.NI	472	05.2615.14	475
05.1800.40A	174	05.1826.14ADA	176	05.2162.14ADA	440	05.2320.14A	440	05.2600.40	472	05.2615.14.NI	475
05.1800.40ACB	174	05.1826.40A	176	05.2163.14A	440	05.2320.14ADA	440	05.2600.40.NI	472	05.2615.40	475
05.1800.40ADA	174	05.1826.40ACB	176	05.2163.14ADA	440	05.2321.14A	440	05.2601.14	472	05.2615.40.NI	475
05.1801.14A	174	05.1826.40ADA	176	05.2167.14A	440	05.2321.14ADA	440	05.2601.14.NI	472	05.2616.14	475
05.1801.14ACB	174	05.1827.14A	176	05.2167.14ADA	440	05.2325.14A	440	05.2601.40	472	05.2616.14.NI	475
05.1801.14ADA	174	05.1827.14ACB	176	05.2168.14A	440	05.2325.14ADA	440	05.2601.40.NI	472	05.2616.40	475
05.1801.40A	174	05.1827.14ADA	176	05.2168.14ADA	440	05.2326.14A	440	05.2601.EQ	472	05.2616.40.NI	475
05.1801.40ACB	174	05.1827.40A	176	05.2172.14A	441	05.2326.14ADA	440	05.2601.EQ.NI	472	05.2616.EQ	475
05.1801.40ADA	174	05.1827.40ACB	176	05.2172.14ADA	441	05.2330.14A	441	05.2601.ER	472	05.2616.EQ.NI	475
05.1802.14A	174	05.1827.40ADA	176	05.2173.14A	441	05.2330.14ADA	441	05.2601.ER.NI	472	05.2616.ER	475
05.1802.14ACB	174	05.1830.14A	177	05.2173.14ADA	441	05.2331.14A	441	05.2601.ES	472	05.2616.ER.NI	475
05.1802.14ADA	174	05.1830.14ACB	177	05.2177.14A	441	05.2331.14ADA	441	05.2601.ES.NI	472	05.2616.ES	475
05.1802.40A	174	05.1830.14ADA	177	05.2177.14ADA	441	05.2335.14A	441	05.2601.TK	472	05.2616.ES.NI	475
05.1802.40ACB	174	05.1830.40A	177	05.2178.14A	441	05.2335.14ADA	441	05.2601.TK.NI	472	05.2616.TK	475
05.1802.40ADA	174	05.1830.40ACB	177	05.2178.14ADA	441	05.2336.14A	441	05.2602.14	472	05.2616.TK.NI	475
05.1805.14A	174	05.1830.40ADA	177	05.2200.14A	438	05.2336.14ADA	441	05.2602.14.NI	472	05.2617.14	475
05.1805.14ACB	174	05.1831.14A	177	05.2200.14ADA	438	05.2340.14A	438	05.2602.40	472	05.2617.14.NI	475
05.1805.14ADA	174	05.1831.14ACB	177	05.2201.14A	438	05.2340.14ADA	438	05.2602.40.NI	472	05.2617.40	475
05.1805.40A	174	05.1831.14ADA	177	05.2201.14ADA	438	05.2341.14A	438	05.2602.EQ	472	05.2617.40.NI	475
05.1805.40ACB	174	05.1831.40A	177	05.2205.14A	438	05.2341.14ADA	438	05.2602.EQ.NI	472	05.2617.EQ	475
05.1805.40ADA	174	05.1831.40ACB	177	05.2205.14ADA	438	05.2345.14A	438	05.2602.TK	472	05.2617.EQ.NI	475
05.1806.14A	174	05.1831.40ADA	177	05.2206.14A	438	05.2345.14ADA	438	05.2602.TK.NI	472	05.2617.TK	475
05.1806.14ACB	174	05.1832.14A	177	05.2206.14ADA	438	05.2346.14A	438	05.2603.14	472	05.2617.TK.NI	475
05.1806.14ADA	174	05.1832.14ACB	177	05.2210.14A	439	05.2346.14ADA	438	05.2603.14.NI	472	05.2618.14	475
05.1806.40A	174	05.1832.14ADA	177	05.2210.14ADA	439	05.2350.14A	439	05.2603.40	472	05.2618.14.NI	475
05.1806.40ACB	174	05.1832.40A	177	05.2211.14A	439	05.2350.14ADA	439	05.2603.40.NI	472	05.2618.40	475
05.1806.40ADA	174	05.1832.40ACB	177	05.2211.14ADA	439	05.2351.14A	439	05.2603.ER	472	05.2618.40.NI	475
05.1807.14A	174	05.1832.40ADA	177	05.2215.14A	439	05.2351.14ADA	439	05.2603.ER.NI	472	05.2618.ER	475
05.1807.14ACB	174	05.1835.14A	177	05.2215.14ADA	439	05.2355.14A	439	05.2604.ES	472	05.2618.ER.NI	475
05.1807.14ADA	174	05.1835.14ACB	177	05.2216.14A	439	05.2355.14ADA	439	05.2604.ES.NI	472	05.2619.ES	475
05.1807.40A	174	05.1835.14ADA	177	05.2216.14ADA	439	05.2356.14A	439	05.2605.14	473	05.2619.ES.NI	475
05.1807.40ACB	174	05.1835.40A	177	05.2220.14A	440	05.2356.14ADA	439	05.2605.14.NI	473	05.2620.14	472
05.1807.40ADA	174	05.1835.40ACB	177	05.2220.14ADA	440	05.2360.14A	440	05.2605.40	473	05.2620.14.NI	472
05.1810.14A	175	05.1835.40ADA	177	05.2221.14A	440	05.2360.14ADA	440	05.2605.40.NI	473	05.2620.40	472
05.1810.14ACB	175	05.1836.14A	177	05.2221.14ADA	440	05.2361.14A	440	05.2606.14	473	05.2620.40.NI	472
05.1810.14ADA	175	05.1836.14ACB	177	05.2225.14A	440	05.2361.14ADA	440	05.2606.14.NI	473	05.2621.14	472
05.1810.40A	175	05.1836.14ADA	177	05.2225.14ADA	440	05.2365.14A	440	05.2606.40	473	05.2621.14.NI	472
05.1810.40ACB	175	05.1836.40A	177	05.2226.14A	440	05.2365.14ADA	440	05.2606.40.NI	473	05.2621.40	472

QUICK SEARCH OF PRODUCT

Ref.	Page	Ref.	Page	Ref.	Page	Ref.	Page	Ref.	Page	Ref.	Page
05.2621.40.NI	472	05.2636.40	475	05.2651.14.NI	474	05.2711.EQ	469	05.2751.40	469	05.3201.EQ.1V	100
05.2621.EQ	472	05.2636.40.NI	475	05.2651.40	474	05.2711.ER	469	05.2751.EQ	469	05.3201.EQ.DA	100
05.2621.EQ.NI	472	05.2636.EQ	475	05.2651.40.NI	474	05.2711.ES	469	05.2751.ER	469	05.3201.ER	100
05.2621.ER	472	05.2636.EQ.NI	475	05.2651.EQ	474	05.2711.TK	469	05.2751.ES	469	05.3201.ER.1V	100
05.2621.ER.NI	472	05.2636.ER	475	05.2651.EQ.NI	474	05.2712.14	469	05.2751.TK	469	05.3201.ER.DA	100
05.2621.ES	472	05.2636.ER.NI	475	05.2651.ER	474	05.2712.40	469	05.2752.14	469	05.3201.ES	100
05.2621.ES.NI	472	05.2636.ES	475	05.2651.ER.NI	474	05.2712.EQ	469	05.2752.40	469	05.3201.ES.1V	100
05.2621.TK	472	05.2636.ES.NI	475	05.2651.ES	474	05.2712.TK	469	05.2752.EQ	469	05.3201.ES.DA	100
05.2621.TK.NI	472	05.2636.TK	475	05.2651.ES.NI	474	05.2713.14	469	05.2752.TK	469	05.3210.14	101
05.2622.14	472	05.2636.TK.NI	475	05.2651.TK	474	05.2713.40	469	05.2753.14	469	05.3210.14.1V	101
05.2622.14.NI	472	05.2637.14	475	05.2651.TK.NI	474	05.2713.ER	469	05.2753.40	469	05.3210.14.DA	101
05.2622.40	472	05.2637.14.NI	475	05.2652.14	474	05.2714.ES	469	05.2753.ER	469	05.3210.40	101
05.2622.40.NI	472	05.2637.40	475	05.2652.14.NI	474	05.2720.14	468	05.2754.ES	469	05.3210.40.1V	101
05.2622.EQ	472	05.2637.40.NI	475	05.2652.40	474	05.2720.40	468	05.2900.C5	28	05.3210.40.DA	101
05.2622.EQ.NI	472	05.2637.EQ	475	05.2652.40.NI	474	05.2721.14	468	05.2901.C5	28	05.3210.EQ	101
05.2622.TK	472	05.2637.EQ.NI	475	05.2652.EQ	474	05.2721.40	468	05.2902.C5	28	05.3210.EQ.1V	101
05.2622.TK.NI	472	05.2637.TK	475	05.2652.EQ.NI	474	05.2721.EQ	468	05.2905.C5	28	05.3210.EQ.DA	101
05.2623.14	472	05.2637.TK.NI	475	05.2652.TK	474	05.2721.ER	468	05.2906.C5	28	05.3210.ER	101
05.2623.14.NI	472	05.2638.14	475	05.2652.TK.NI	474	05.2721.ES	468	05.2907.C5	28	05.3210.ER.1V	101
05.2623.40	472	05.2638.14.NI	475	05.2653.14	474	05.2721.TK	468	05.2910.C5	29	05.3210.ER.DA	101
05.2623.40.NI	472	05.2638.40	475	05.2653.14.NI	474	05.2722.14	468	05.2911.C5	29	05.3210.ES	101
05.2623.ER	472	05.2638.40.NI	475	05.2653.40	474	05.2722.40	468	05.2912.C5	29	05.3210.ES.1V	101
05.2623.ER.NI	472	05.2638.ER	475	05.2653.40.NI	474	05.2722.EQ	468	05.2915.C5	29	05.3210.ES.DA	101
05.2624.ES	472	05.2638.ER.NI	475	05.2653.ER	474	05.2722.TK	468	05.2916.C5	29	05.3211.14	101
05.2624.ES.NI	472	05.2639.ES	475	05.2653.ER.NI	474	05.2723.14	468	05.2917.C5	29	05.3211.14.1V	101
05.2625.14	473	05.2639.ES.NI	475	05.2654.ES	474	05.2723.40	468	05.2920.C5	28	05.3211.14.DA	101
05.2625.14.NI	473	05.2640.14	472	05.2654.ES.NI	474	05.2723.ER	468	05.2921.C5	28	05.3211.40	101
05.2625.40	473	05.2640.14.NI	472	05.2655.14	475	05.2724.ES	468	05.2922.C5	28	05.3211.40.1V	101
05.2625.40.NI	473	05.2640.40	472	05.2655.14.NI	475	05.2725.14	468	05.2925.C5	28	05.3211.40.DA	101
05.2626.14	473	05.2640.40.NI	472	05.2655.40	475	05.2725.40	468	05.2926.C5	28	05.3211.EQ	101
05.2626.14.NI	473	05.2641.14	472	05.2655.40.NI	475	05.2726.14	468	05.2927.C5	28	05.3211.EQ.1V	101
05.2626.40	473	05.2641.14.NI	472	05.2656.14	475	05.2726.40	468	05.2930.C5	29	05.3211.EQ.DA	101
05.2626.40.NI	473	05.2641.40	472	05.2656.14.NI	475	05.2726.EQ	468	05.2931.C5	29	05.3211.ER	101
05.2626.EQ	473	05.2641.40.NI	472	05.2656.40	475	05.2726.ER	468	05.2932.C5	29	05.3211.ER.1V	101
05.2626.EQ.NI	473	05.2641.EQ	472	05.2656.40.NI	475	05.2726.ES	468	05.2935.C5	29	05.3211.ER.DA	101
05.2626.ER	473	05.2641.EQ.NI	472	05.2656.EQ	475	05.2726.TK	468	05.2936.C5	29	05.3211.ES	101
05.2626.ER.NI	473	05.2641.ER	472	05.2656.EQ.NI	475	05.2727.14	468	05.2937.C5	29	05.3211.ES.1V	101
05.2626.ES	473	05.2641.ER.NI	472	05.2656.ER	475	05.2727.40	468	05.2950.C5	30	05.3211.ES.DA	101
05.2626.ES.NI	473	05.2641.ES	472	05.2656.ER.NI	475	05.2727.EQ	468	05.2951.C5	30	05.3220.14	100
05.2626.TK	473	05.2641.ES.NI	472	05.2656.ES	475	05.2727.TK	468	05.2952.C5	30	05.3220.14.1V	100
05.2626.TK.NI	473	05.2641.TK	472	05.2656.ES.NI	475	05.2728.14	468	05.2953.C5	30	05.3220.14.DA	100
05.2627.14	473	05.2641.TK.NI	472	05.2656.TK	475	05.2728.40	468	05.2955.C5	30	05.3220.40	100
05.2627.14.NI	473	05.2642.14	472	05.2656.TK.NI	475	05.2728.ER	468	05.2956.C5	30	05.3220.40.1V	100
05.2627.40	473	05.2642.14.NI	472	05.2657.14	475	05.2729.ES	468	05.2957.C5	30	05.3220.40.DA	100
05.2627.40.NI	473	05.2642.40	472	05.2657.14.NI	475	05.2730.14	469	05.2958.C5	30	05.3220.EQ	100
05.2627.EQ	473	05.2642.40.NI	472	05.2657.40	475	05.2730.40	469	05.2960.C5	31	05.3220.EQ.1V	100
05.2627.EQ.NI	473	05.2642.EQ	472	05.2657.40.NI	475	05.2731.14	469	05.2961.C5	31	05.3220.EQ.DA	100
05.2627.TK	473	05.2642.EQ.NI	472	05.2657.EQ	475	05.2731.40	469	05.2962.C5	31	05.3220.ER	100
05.2627.TK.NI	473	05.2642.TK	472	05.2657.EQ.NI	475	05.2731.EQ	469	05.2965.C5	31	05.3220.ER.1V	100
05.2628.14	473	05.2642.TK.NI	472	05.2657.TK	475	05.2731.ER	469	05.2966.C5	31	05.3220.ER.DA	100
05.2628.14.NI	473	05.2643.14	472	05.2657.TK.NI	475	05.2731.ES	469	05.2967.C5	31	05.3220.ES	100
05.2628.40	473	05.2643.14.NI	472	05.2658.14	475	05.2731.TK	469	05.2970.C5	30	05.3220.ES.1V	100
05.2628.40.NI	473	05.2643.40	472	05.2658.14.NI	475	05.2732.14	469	05.2971.C5	30	05.3220.ES.DA	100
05.2628.ER	473	05.2643.40.NI	472	05.2658.40	475	05.2732.40	469	05.2972.C5	30	05.3221.14	100
05.2628.ER.NI	473	05.2643.ER	472	05.2658.40.NI	475	05.2732.EQ	469	05.2973.C5	30	05.3221.14.1V	100
05.2629.ES	473	05.2643.ER.NI	472	05.2658.ER	475	05.2732.TK	469	05.2975.C5	30	05.3221.14.DA	100
05.2629.ES.NI	473	05.2644.ES	472	05.2658.ER.NI	475	05.2733.14	469	05.2976.C5	30	05.3221.40	100
05.2630.14	474	05.2644.ES.NI	472	05.2659.ES	475	05.2733.40	469	05.2977.C5	30	05.3221.40.1V	100
05.2630.14.NI	474	05.2645.14	473	05.2659.ES.NI	475	05.2733.ER	469	05.2978.C5	30	05.3221.40.DA	100
05.2630.40	474	05.2645.14.NI	473	05.2700.14	468	05.2734.ES	469	05.2980.C5	31	05.3221.EQ	100
05.2630.40.NI	474	05.2645.40	473	05.2700.40	468	05.2740.14	468	05.2981.C5	31	05.3221.EQ.1V	100
05.2631.14	474	05.2645.40.NI	473	05.2701.14	468	05.2740.40	468	05.2982.C5	31	05.3221.EQ.DA	100
05.2631.14.NI	474	05.2646.14	473	05.2701.40	468	05.2741.14	468	05.2985.C5	31	05.3221.ER	100
05.2631.40	474	05.2646.14.NI	473	05.2701.EQ	468	05.2741.40	468	05.2986.C5	31	05.3221.ER.1V	100
05.2631.40.NI	474	05.2646.40	473	05.2701.ER	468	05.2741.EQ	468	05.2987.C5	31	05.3221.ER.DA	100
05.2631.EQ	474	05.2646.40.NI	473	05.2701.ES	468	05.2741.ER	468	05.2990.C5	32	05.3221.ES	100
05.2631.EQ.NI	474	05.2646.EQ	473	05.2701.TK	468	05.2741.ES	468	05.2991.C5	33	05.3221.ES.1V	100
05.2631.ER	474	05.2646.EQ.NI	473	05.2702.14	468	05.2741.TK	468	05.2992.C5	32	05.3221.ES.DA	100
05.2631.ER.NI	474	05.2646.ER	473	05.2702.40	468	05.2742.14	468	05.2993.C5	33	05.3230.14	101
05.2631.ES	474	05.2646.ER.NI	473	05.2702.EQ	468	05.2742.40	468	05.2994.C5	34	05.3230.14.1V	101
05.2631.ES.NI	474	05.2646.ES	473	05.2702.TK	468	05.2742.EQ	468	05.2995.C5	35	05.3230.14.DA	101
05.2631.TK	474	05.2646.ES.NI	473	05.2703.14	468	05.2742.TK	468	05.2996.C5	34	05.3230.40	101
05.2631.TK.NI	474	05.2646.TK	473	05.2703.40	468	05.2743.14	468	05.2997.C5	35	05.3230.40.1V	101
05.2632.14	474	05.2646.TK.NI	473	05.2703.ER	468	05.2743.40	468	05.3200.14	100	05.3230.40.DA	101
05.2632.14.NI	474	05.2647.14	473	05.2704.ES	468	05.2743.ER	468	05.3200.14.1V	100	05.3230.EQ	101
05.2632.40	474	05.2647.14.NI	473	05.2705.14	468	05.2744.ES	468	05.3200.14.DA	100	05.3230.EQ.1V	101
05.2632.40.NI	474	05.2647.40	473	05.2705.40	468	05.2745.14	468	05.3200.40	100	05.3230.EQ.DA	101
05.2632.EQ	474	05.2647.40.NI	473	05.2706.14	468	05.2745.40	468	05.3200.40.1V	100	05.3230.ER	101
05.2632.EQ.NI	474	05.2647.EQ	473	05.2706.40	468	05.2746.14	468	05.3200.40.DA	100	05.3230.ER.1V	101
05.2632.TK	474	05.2647.EQ.NI	473	05.2706.EQ	468	05.2746.40	468	05.3200.EQ	100	05.3230.ER.DA	101
05.2632.TK.NI	474	05.2647.TK	473	05.2706.ER	468	05.2746.EQ	468	05.3200.EQ.1V	100	05.3230.ES	101
05.2633.14	474	05.2647.TK.NI	473	05.2706.ES	468	05.2746.ER	468	05.3200.EQ.DA	100	05.3230.ES.1V	101
05.2633.14.NI	474	05.2648.14	473	05.2706.TK	468	05.2746.ES	468	05.3200.ER	100	05.3230.ES.DA	101
05.2633.40	474	05.2648.14.NI	473	05.2707.14	468	05.2746.TK	468	05.3200.ER.1V	100	05.3231.14	101
05.2633.40.NI	474	05.2648.40	473	05.2707.40	468	05.2747.14	468	05.3200.ER.DA	100	05.3231.14.1V	101
05.2633.ER	474	05.2648.40.NI	473	05.2707.EQ	468	05.2747.40	468	05.3200.ES	100	05.3231.14.DA	101
05.2633.ER.NI	474	05.2648.ER	473	05.2707.TK	468	05.2747.EQ	468	05.3200.ES.1V	100	05.3231.40	101
05.2634.ES	474	05.2648.ER.NI	473	05.2708.14	468	05.2747.TK	468	05.3200.ES.DA	100	05.3231.40.1V	101
05.2634.ES.NI	474	05.2649.ES	473	05.2708.40	468	05.2748.14	468	05.3201.14	100	05.3231.40.DA	101
05.2635.14	475	05.2649.ES.NI	473	05.2708.ER	468	05.2748.40	468	05.3201.14.1V	100	05.3231.EQ	101
05.2635.14.NI	475	05.2650.14	474	05.2709.ES	468	05.2748.ER	468	05.3201.14.DA	100	05.3231.EQ.1V	101
05.2635.40	475	05.2650.14.NI	474	05.2710.14	469	05.2749.ES	468	05.3201.40	100	05.3231.EQ.DA	101
05.2635.40.NI	475	05.2650.40	474	05.2710.40	469	05.2750.14	469	05.3201.40.1V	100	05.3231.ER	101
05.2636.14	475	05.2650.40.NI	474	05.2711.14	469	05.2750.40	469	05.3201.40.DA	100	05.3231.ER.1V	101
05.2636.14.NI	475	05.2651.14	474	05.2711.40	469	05.2751.14	469	05.3201.EQ	100	05.3231.ER.DA	101

QUICK SEARCH OF PRODUCT

Ref.	Page	Ref.	Page	Ref.	Page	Ref.	Page	Ref.	Page	Ref.	Page
05.3231.ES	101	05.3552.14	69	05.4301.OW.YU	278	05.4307.OW.78	279	05.4313.GY.1V	281	05.4318.ZY	281
05.3231.ES.1V	101	05.3552.14	217	05.4301.RY	278	05.4307.OW.CN	279	05.4313.GY.DA	281	05.4318.ZY.1V	281
05.3231.ES.DA	101	05.3552.14.1V	69	05.4301.RY.1V	278	05.4307.OW.DA	279	05.4313.GY.NI	281	05.4318.ZY.DA	281
05.3500.DR	677	05.3552.14.1V	217	05.4301.RY.DA	278	05.4307.OW.NI	279	05.4313.OW	281	05.4318.ZY.NI	281
05.3500.DR.DA	677	05.3552.14.CB	69	05.4301.RY.NI	278	05.4307.OW.RX	279	05.4313.OW.1V	281	05.4320.GY	282
05.3500.DR.NI	677	05.3552.14.CB	217	05.4301.ZY	278	05.4307.OW.YU	279	05.4313.OW.78	281	05.4320.GY.1V	282
05.3500.DY	677	05.3552.14.DA	69	05.4301.ZY.1V	278	05.4307.RY	279	05.4313.OW.CN	281	05.4320.GY.DA	282
05.3500.DY.DA	677	05.3552.14.DA	217	05.4301.ZY.DA	278	05.4307.RY.1V	279	05.4313.OW.DA	281	05.4320.GY.NI	282
05.3500.DY.NI	677	05.3552.40	69	05.4301.ZY.NI	278	05.4307.RY.DA	279	05.4313.OW.NI	281	05.4320.OW	282
05.3500.EQ	677	05.3552.40	217	05.4302.GY	279	05.4307.RY.NI	279	05.4313.OW.RX	281	05.4320.OW.1V	282
05.3500.EQ.DA	677	05.3552.40.1V	69	05.4302.GY.1V	279	05.4307.ZY	279	05.4313.OW.YU	281	05.4320.OW.78	282
05.3500.EQ.NI	677	05.3552.40.1V	217	05.4302.GY.DA	279	05.4307.ZY.1V	279	05.4313.RY	281	05.4320.OW.CN	282
05.3500.ER	677	05.3552.40.CB	69	05.4302.GY.NI	279	05.4307.ZY.DA	279	05.4313.RY.1V	281	05.4320.OW.DA	282
05.3500.ER.DA	677	05.3552.40.CB	217	05.4302.OW	279	05.4307.ZY.NI	279	05.4313.RY.DA	281	05.4320.OW.NI	282
05.3500.ER.NI	677	05.3552.40.DA	69	05.4302.OW.1V	279	05.4308.GY	279	05.4313.RY.NI	281	05.4320.OW.RX	282
05.3500.ES	677	05.3552.40.DA	217	05.4302.OW.78	279	05.4308.GY.1V	279	05.4313.ZY	281	05.4320.OW.YU	282
05.3500.ES.DA	677	05.3553.14	69	05.4302.OW.CN	279	05.4308.GY.DA	279	05.4313.ZY.1V	281	05.4320.RY	282
05.3500.ES.NI	677	05.3553.14	217	05.4302.OW.DA	279	05.4308.GY.NI	279	05.4313.ZY.DA	281	05.4320.RY.1V	282
05.3501.DR	677	05.3553.14.1V	69	05.4302.OW.NI	279	05.4308.OW	279	05.4313.ZY.NI	281	05.4320.RY.DA	282
05.3501.DR.DA	677	05.3553.14.1V	217	05.4302.OW.RX	279	05.4308.OW.1V	279	05.4315.GY	280	05.4320.RY.NI	282
05.3501.DR.NI	677	05.3553.14.CB	69	05.4302.OW.YU	279	05.4308.OW.78	279	05.4315.GY.1V	280	05.4320.ZY	282
05.3501.DY	677	05.3553.14.CB	217	05.4302.RY	279	05.4308.OW.CN	279	05.4315.GY.DA	280	05.4320.ZY.1V	282
05.3501.DY.DA	677	05.3553.14.DA	69	05.4302.RY.1V	279	05.4308.OW.DA	279	05.4315.GY.NI	280	05.4320.ZY.DA	282
05.3501.DY.NI	677	05.3553.14.DA	217	05.4302.RY.DA	279	05.4308.OW.NI	279	05.4315.OW	280	05.4320.ZY.NI	282
05.3501.EQ	677	05.3553.40	69	05.4302.RY.NI	279	05.4308.OW.RX	279	05.4315.OW.1V	280	05.4321.GY	282
05.3501.EQ.DA	677	05.3553.40	217	05.4302.ZY	279	05.4308.OW.YU	279	05.4315.OW.78	280	05.4321.GY.1V	282
05.3501.EQ.NI	677	05.3553.40.1V	69	05.4302.ZY.1V	279	05.4308.RY	279	05.4315.OW.CN	280	05.4321.GY.DA	282
05.3501.ER	677	05.3553.40.1V	217	05.4302.ZY.DA	279	05.4308.RY.1V	279	05.4315.OW.DA	280	05.4321.GY.NI	282
05.3501.ER.DA	677	05.3553.40.CB	69	05.4302.ZY.NI	279	05.4308.RY.DA	279	05.4315.OW.NI	280	05.4321.OW	282
05.3501.ER.NI	677	05.3553.40.CB	217	05.4303.GY	279	05.4308.RY.NI	279	05.4315.OW.RX	280	05.4321.OW.1V	282
05.3501.ES	677	05.3553.40.DA	69	05.4303.GY.1V	279	05.4308.ZY	279	05.4315.OW.YU	280	05.4321.OW.78	282
05.3501.ES.DA	677	05.3553.40.DA	217	05.4303.GY.DA	279	05.4308.ZY.1V	279	05.4315.RY	280	05.4321.OW.CN	282
05.3501.ES.NI	677	05.3554.14	69	05.4303.GY.NI	279	05.4308.ZY.DA	279	05.4315.RY.1V	280	05.4321.OW.DA	282
05.3505.DR	677	05.3554.14	217	05.4303.OW	279	05.4308.ZY.NI	279	05.4315.RY.DA	280	05.4321.OW.NI	282
05.3505.DR.DA	677	05.3554.14.1V	69	05.4303.OW.1V	279	05.4310.GY	280	05.4315.RY.NI	280	05.4321.OW.RX	282
05.3505.DR.NI	677	05.3554.14.1V	217	05.4303.OW.78	279	05.4310.GY.1V	280	05.4315.ZY	280	05.4321.OW.YU	282
05.3505.DY	677	05.3554.14.CB	69	05.4303.OW.CN	279	05.4310.GY.DA	280	05.4315.ZY.1V	280	05.4321.RY	282
05.3505.DY.DA	677	05.3554.14.CB	217	05.4303.OW.DA	279	05.4310.GY.NI	280	05.4315.ZY.DA	280	05.4321.RY.1V	282
05.3505.DY.NI	677	05.3554.14.DA	69	05.4303.OW.NI	279	05.4310.OW	280	05.4315.ZY.NI	280	05.4321.RY.DA	282
05.3505.EQ	677	05.3554.14.DA	217	05.4303.OW.RX	279	05.4310.OW.1V	280	05.4316.GY	280	05.4321.RY.NI	282
05.3505.EQ.DA	677	05.3554.40	69	05.4303.OW.YU	279	05.4310.OW.78	280	05.4316.GY.1V	280	05.4321.ZY	282
05.3505.EQ.NI	677	05.3554.40	217	05.4303.RY	279	05.4310.OW.CN	280	05.4316.GY.DA	280	05.4321.ZY.1V	282
05.3505.ER	677	05.3554.40.1V	69	05.4303.RY.1V	279	05.4310.OW.DA	280	05.4316.GY.NI	280	05.4321.ZY.DA	282
05.3505.ER.DA	677	05.3554.40.1V	217	05.4303.RY.DA	279	05.4310.OW.NI	280	05.4316.OW	280	05.4321.ZY.NI	282
05.3505.ER.NI	677	05.3554.40.CB	69	05.4303.RY.NI	279	05.4310.OW.RX	280	05.4316.OW.1V	280	05.4322.GY	283
05.3505.ES	677	05.3554.40.CB	217	05.4303.ZY	279	05.4310.OW.YU	280	05.4316.OW.78	280	05.4322.GY.1V	283
05.3505.ES.DA	677	05.3554.40.DA	69	05.4303.ZY.1V	279	05.4310.RY	280	05.4316.OW.CN	280	05.4322.GY.DA	283
05.3505.ES.NI	677	05.3554.40.DA	217	05.4303.ZY.DA	279	05.4310.RY.1V	280	05.4316.OW.DA	280	05.4322.GY.NI	283
05.3506.DR	677	05.3555.14	69	05.4303.ZY.NI	279	05.4310.RY.DA	280	05.4316.OW.NI	280	05.4322.OW	283
05.3506.DR.DA	677	05.3555.14	217	05.4305.GY	278	05.4310.RY.NI	280	05.4316.OW.RX	280	05.4322.OW.1V	283
05.3506.DR.NI	677	05.3555.14.1V	69	05.4305.GY.1V	278	05.4310.ZY	280	05.4316.OW.YU	280	05.4322.OW.78	283
05.3506.DY	677	05.3555.14.1V	217	05.4305.GY.DA	278	05.4310.ZY.1V	280	05.4316.RY	280	05.4322.OW.CN	283
05.3506.DY.DA	677	05.3555.14.CB	69	05.4305.GY.NI	278	05.4310.ZY.DA	280	05.4316.RY.1V	280	05.4322.OW.DA	283
05.3506.DY.NI	677	05.3555.14.CB	217	05.4305.OW	278	05.4310.ZY.NI	280	05.4316.RY.DA	280	05.4322.OW.NI	283
05.3506.EQ	677	05.3555.14.DA	69	05.4305.OW.1V	278	05.4311.GY	280	05.4316.RY.NI	280	05.4322.OW.RX	283
05.3506.EQ.DA	677	05.3555.14.DA	217	05.4305.OW.78	278	05.4311.GY.1V	280	05.4316.ZY	280	05.4322.OW.YU	283
05.3506.EQ.NI	677	05.3555.40	69	05.4305.OW.CN	278	05.4311.GY.DA	280	05.4316.ZY.1V	280	05.4322.RY	283
05.3506.ER	677	05.3555.40	217	05.4305.OW.DA	278	05.4311.GY.NI	280	05.4316.ZY.DA	280	05.4322.RY.1V	283
05.3506.ER.DA	677	05.3555.40.1V	69	05.4305.OW.NI	278	05.4311.OW	280	05.4316.ZY.NI	280	05.4322.RY.DA	283
05.3506.ER.NI	677	05.3555.40.1V	217	05.4305.OW.RX	278	05.4311.OW.1V	280	05.4317.GY	281	05.4322.RY.NI	283
05.3506.ES	677	05.3555.40.CB	69	05.4305.OW.YU	278	05.4311.OW.78	280	05.4317.GY.1V	281	05.4322.ZY	283
05.3506.ES.DA	677	05.3555.40.CB	217	05.4305.RY	278	05.4311.OW.CN	280	05.4317.GY.DA	281	05.4322.ZY.1V	283
05.3506.ES.NI	677	05.3555.40.DA	69	05.4305.RY.1V	278	05.4311.OW.DA	280	05.4317.GY.NI	281	05.4322.ZY.DA	283
05.3550.14	69	05.3555.40.DA	217	05.4305.RY.DA	278	05.4311.OW.NI	280	05.4317.OW	281	05.4322.ZY.NI	283
05.3550.14	217	05.4300.GY	278	05.4305.RY.NI	278	05.4311.OW.RX	280	05.4317.OW.1V	281	05.4323.GY	283
05.3550.14.1V	69	05.4300.GY.1V	278	05.4305.ZY	278	05.4311.OW.YU	280	05.4317.OW.78	281	05.4323.GY.1V	283
05.3550.14.1V	217	05.4300.GY.DA	278	05.4305.ZY.1V	278	05.4311.RY	280	05.4317.OW.CN	281	05.4323.GY.DA	283
05.3550.14.CB	69	05.4300.GY.NI	278	05.4305.ZY.DA	278	05.4311.RY.1V	280	05.4317.OW.DA	281	05.4323.GY.NI	283
05.3550.14.CB	217	05.4300.OW	278	05.4305.ZY.NI	278	05.4311.RY.DA	280	05.4317.OW.NI	281	05.4323.OW	283
05.3550.14.DA	69	05.4300.OW.1V	278	05.4306.GY	278	05.4311.RY.NI	280	05.4317.OW.RX	281	05.4323.OW.1V	283
05.3550.14.DA	217	05.4300.OW.78	278	05.4306.GY.1V	278	05.4311.ZY	280	05.4317.OW.YU	281	05.4323.OW.78	283
05.3550.40	69	05.4300.OW.CN	278	05.4306.GY.DA	278	05.4311.ZY.1V	280	05.4317.RY	281	05.4323.OW.CN	283
05.3550.40	217	05.4300.OW.DA	278	05.4306.GY.NI	278	05.4311.ZY.DA	280	05.4317.RY.1V	281	05.4323.OW.DA	283
05.3550.40.1V	69	05.4300.OW.NI	278	05.4306.OW	278	05.4311.ZY.NI	280	05.4317.RY.DA	281	05.4323.OW.NI	283
05.3550.40.1V	217	05.4300.OW.RX	278	05.4306.OW.1V	278	05.4312.GY	281	05.4317.RY.NI	281	05.4323.OW.RX	283
05.3550.40.CB	69	05.4300.OW.YU	278	05.4306.OW.78	278	05.4312.GY.1V	281	05.4317.ZY	281	05.4323.OW.YU	283
05.3550.40.CB	217	05.4300.RY	278	05.4306.OW.CN	278	05.4312.GY.DA	281	05.4317.ZY.1V	281	05.4323.RY	283
05.3550.40.DA	69	05.4300.RY.1V	278	05.4306.OW.DA	278	05.4312.GY.NI	281	05.4317.ZY.DA	281	05.4323.RY.1V	283
05.3550.40.DA	217	05.4300.RY.DA	278	05.4306.OW.NI	278	05.4312.OW	281	05.4317.ZY.NI	281	05.4323.RY.DA	283
05.3551.14	69	05.4300.RY.NI	278	05.4306.OW.RX	278	05.4312.OW.1V	281	05.4318.GY	281	05.4323.RY.NI	283
05.3551.14	217	05.4300.ZY	278	05.4306.OW.YU	278	05.4312.OW.78	281	05.4318.GY.1V	281	05.4323.ZY	283
05.3551.14.1V	69	05.4300.ZY.1V	278	05.4306.RY	278	05.4312.OW.CN	281	05.4318.GY.DA	281	05.4323.ZY.1V	283
05.3551.14.1V	217	05.4300.ZY.DA	278	05.4306.RY.1V	278	05.4312.OW.DA	281	05.4318.GY.NI	281	05.4323.ZY.DA	283
05.3551.14.CB	69	05.4300.ZY.NI	278	05.4306.RY.DA	278	05.4312.OW.NI	281	05.4318.OW	281	05.4323.ZY.NI	283
05.3551.14.CB	217	05.4301.GY	278	05.4306.RY.NI	278	05.4312.OW.RX	281	05.4318.OW.1V	281	05.4325.GY	282
05.3551.14.DA	69	05.4301.GY.1V	278	05.4306.ZY	278	05.4312.OW.YU	281	05.4318.OW.78	281	05.4325.GY.1V	282
05.3551.14.DA	217	05.4301.GY.DA	278	05.4306.ZY.1V	278	05.4312.RY	281	05.4318.OW.CN	281	05.4325.GY.DA	282
05.3551.40	69	05.4301.GY.NI	278	05.4306.ZY.DA	278	05.4312.RY.1V	281	05.4318.OW.DA	281	05.4325.GY.NI	282
05.3551.40	217	05.4301.OW	278	05.4306.ZY.NI	278	05.4312.RY.DA	281	05.4318.OW.NI	281	05.4325.OW	282
05.3551.40.1V	69	05.4301.OW.1V	278	05.4307.GY	279	05.4312.RY.NI	281	05.4318.OW.RX	281	05.4325.OW.1V	282
05.3551.40.1V	217	05.4301.OW.78	278	05.4307.GY.1V	279	05.4312.ZY	281	05.4318.OW.YU	281	05.4325.OW.78	282
05.3551.40.CB	69	05.4301.OW.CN	278	05.4307.GY.DA	279	05.4312.ZY.1V	281	05.4318.RY	281	05.4325.OW.CN	282
05.3551.40.CB	217	05.4301.OW.DA	278	05.4307.GY.NI	279	05.4312.ZY.DA	281	05.4318.RY.1V	281	05.4325.OW.DA	282
05.3551.40.DA	69	05.4301.OW.NI	278	05.4307.OW	279	05.4312.ZY.NI	281	05.4318.RY.DA	281	05.4325.OW.NI	282
05.3551.40.DA	217	05.4301.OW.RX	278	05.4307.OW.1V	279	05.4313.GY	281	05.4318.RY.NI	281	05.4325.OW.RX	282

QUICK SEARCH OF PRODUCT

Ref.	Page
05.4325.OW.YU	282
05.4325.RY	282
05.4325.RY.1V	282
05.4325.RY.DA	282
05.4325.RY.NI	282
05.4325.ZY	282
05.4325.ZY.1V	282
05.4325.ZY.DA	282
05.4325.ZY.NI	282
05.4326.GY	282
05.4326.GY.1V	282
05.4326.GY.DA	282
05.4326.GY.NI	282
05.4326.OW	282
05.4326.OW.1V	282
05.4326.OW.78	282
05.4326.OW.CN	282
05.4326.OW.DA	282
05.4326.OW.NI	282
05.4326.OW.RX	282
05.4326.OW.YU	282
05.4326.RY	282
05.4326.RY.1V	282
05.4326.RY.DA	282
05.4326.RY.NI	282
05.4326.ZY	282
05.4326.ZY.1V	282
05.4326.ZY.DA	282
05.4326.ZY.NI	282
05.4327.GY	283
05.4327.GY.1V	283
05.4327.GY.DA	283
05.4327.GY.NI	283
05.4327.OW	283
05.4327.OW.1V	283
05.4327.OW.78	283
05.4327.OW.CN	283
05.4327.OW.DA	283
05.4327.OW.NI	283
05.4327.OW.RX	283
05.4327.OW.YU	283
05.4327.RY	283
05.4327.RY.1V	283
05.4327.RY.DA	283
05.4327.RY.NI	283
05.4327.ZY	283
05.4327.ZY.1V	283
05.4327.ZY.DA	283
05.4327.ZY.NI	283
05.4328.GY	283
05.4328.GY.1V	283
05.4328.GY.DA	283
05.4328.GY.NI	283
05.4328.OW	283
05.4328.OW.1V	283
05.4328.OW.78	283
05.4328.OW.CN	283
05.4328.OW.DA	283
05.4328.OW.NI	283
05.4328.OW.RX	283
05.4328.OW.YU	283
05.4328.RY	283
05.4328.RY.1V	283
05.4328.RY.DA	283
05.4328.RY.NI	283
05.4328.ZY	283
05.4328.ZY.1V	283
05.4328.ZY.DA	283
05.4328.ZY.NI	283
05.4330.GY	284
05.4330.GY.1V	284
05.4330.GY.DA	284
05.4330.GY.NI	284
05.4330.OW	284
05.4330.OW.1V	284
05.4330.OW.78	284
05.4330.OW.CN	284
05.4330.OW.DA	284
05.4330.OW.NI	284
05.4330.OW.RX	284
05.4330.OW.YU	284
05.4330.RY	284
05.4330.RY.1V	284
05.4330.RY.DA	284
05.4330.RY.NI	284
05.4330.ZY	284
05.4330.ZY.1V	284
05.4330.ZY.DA	284
05.4330.ZY.NI	284
05.4331.GY	284
05.4331.GY.1V	284
05.4331.GY.DA	284
05.4331.GY.NI	284
05.4331.OW	284
05.4331.OW.1V	284
05.4331.OW.78	284
05.4331.OW.CN	284
05.4331.OW.DA	284
05.4331.OW.NI	284
05.4331.OW.RX	284
05.4331.OW.YU	284
05.4331.RY	284
05.4331.RY.1V	284
05.4331.RY.DA	284
05.4331.RY.NI	284
05.4331.ZY	284
05.4331.ZY.1V	284
05.4331.ZY.DA	284
05.4331.ZY.NI	284
05.4332.GY	285
05.4332.GY.1V	285
05.4332.GY.DA	285
05.4332.GY.NI	285
05.4332.OW	285
05.4332.OW.1V	285
05.4332.OW.78	285
05.4332.OW.CN	285
05.4332.OW.DA	285
05.4332.OW.NI	285
05.4332.OW.RX	285
05.4332.OW.YU	285
05.4332.RY	285
05.4332.RY.1V	285
05.4332.RY.DA	285
05.4332.RY.NI	285
05.4332.ZY	285
05.4332.ZY.1V	285
05.4332.ZY.DA	285
05.4332.ZY.NI	285
05.4335.GY	284
05.4335.GY.1V	284
05.4335.GY.DA	284
05.4335.GY.NI	284
05.4335.OW	284
05.4335.OW.1V	284
05.4335.OW.78	284
05.4335.OW.CN	284
05.4335.OW.DA	284
05.4335.OW.NI	284
05.4335.OW.RX	284
05.4335.OW.YU	284
05.4335.RY	284
05.4335.RY.1V	284
05.4335.RY.DA	284
05.4335.RY.NI	284
05.4335.ZY	284
05.4335.ZY.1V	284
05.4335.ZY.DA	284
05.4335.ZY.NI	284
05.4336.GY	284
05.4336.GY.1V	284
05.4336.GY.DA	284
05.4336.GY.NI	284
05.4336.OW	284
05.4336.OW.1V	284
05.4336.OW.78	284
05.4336.OW.CN	284
05.4336.OW.DA	284
05.4336.OW.NI	284
05.4336.OW.RX	284
05.4336.OW.YU	284
05.4336.RY	284
05.4336.RY.1V	284
05.4336.RY.DA	284
05.4336.RY.NI	284
05.4336.ZY	284
05.4336.ZY.1V	284
05.4336.ZY.DA	284
05.4336.ZY.NI	284
05.4337.GY	285
05.4337.GY.1V	285
05.4337.GY.DA	285
05.4337.GY.NI	285
05.4337.OW	285
05.4337.OW.1V	285
05.4337.OW.78	285
05.4337.OW.CN	285
05.4337.OW.DA	285
05.4337.OW.NI	285
05.4337.OW.RX	285
05.4337.OW.YU	285
05.4337.RY	285
05.4337.RY.1V	285
05.4337.RY.DA	285
05.4337.RY.NI	285
05.4337.ZY	285
05.4337.ZY.1V	285
05.4337.ZY.DA	285
05.4337.ZY.NI	285
05.4340.GY	286
05.4340.GY.1V	286
05.4340.GY.DA	286
05.4340.GY.NI	286
05.4340.OW	286
05.4340.OW.1V	286
05.4340.OW.78	286
05.4340.OW.CN	286
05.4340.OW.DA	286
05.4340.OW.NI	286
05.4340.OW.RX	286
05.4340.OW.YU	286
05.4340.RY	286
05.4340.RY.1V	286
05.4340.RY.DA	286
05.4340.RY.NI	286
05.4340.ZY	286
05.4340.ZY.1V	286
05.4340.ZY.DA	286
05.4340.ZY.NI	286
05.4341.GY	286
05.4341.GY.1V	286
05.4341.GY.DA	286
05.4341.GY.NI	286
05.4341.OW	286
05.4341.OW.1V	286
05.4341.OW.78	286
05.4341.OW.CN	286
05.4341.OW.DA	286
05.4341.OW.NI	286
05.4341.OW.RX	286
05.4341.OW.YU	286
05.4341.RY	286
05.4341.RY.1V	286
05.4341.RY.DA	286
05.4341.RY.NI	286
05.4341.ZY	286
05.4341.ZY.1V	286
05.4341.ZY.DA	286
05.4341.ZY.NI	286
05.4342.GY	287
05.4342.GY.1V	287
05.4342.GY.DA	287
05.4342.GY.NI	287
05.4342.OW	287
05.4342.OW.1V	287
05.4342.OW.78	287
05.4342.OW.CN	287
05.4342.OW.DA	287
05.4342.OW.NI	287
05.4342.OW.RX	287
05.4342.OW.YU	287
05.4342.RY	287
05.4342.RY.1V	287
05.4342.RY.DA	287
05.4342.RY.NI	287
05.4342.ZY	287
05.4342.ZY.1V	287
05.4342.ZY.DA	287
05.4342.ZY.NI	287
05.4345.GY	286
05.4345.GY.1V	286
05.4345.GY.DA	286
05.4345.GY.NI	286
05.4345.OW	286
05.4345.OW.1V	286
05.4345.OW.78	286
05.4345.OW.CN	286
05.4345.OW.DA	286
05.4345.OW.NI	286
05.4345.OW.RX	286
05.4345.OW.YU	286
05.4345.RY	286
05.4345.RY.1V	286
05.4345.RY.DA	286
05.4345.RY.NI	286
05.4345.ZY	286
05.4345.ZY.1V	286
05.4345.ZY.DA	286
05.4345.ZY.NI	286
05.4346.GY	286
05.4346.GY.1V	286
05.4346.GY.DA	286
05.4346.GY.NI	286
05.4346.OW	286
05.4346.OW.1V	286
05.4346.OW.78	286
05.4346.OW.CN	286
05.4346.OW.DA	286
05.4346.OW.NI	286
05.4346.OW.RX	286
05.4346.OW.YU	286
05.4346.RY	286
05.4346.RY.1V	286
05.4346.RY.DA	286
05.4346.RY.NI	286
05.4346.ZY	286
05.4346.ZY.1V	286
05.4346.ZY.DA	286
05.4346.ZY.NI	286
05.4347.GY	287
05.4347.GY.1V	287
05.4347.GY.DA	287
05.4347.GY.NI	287
05.4347.OW	287
05.4347.OW.1V	287
05.4347.OW.78	287
05.4347.OW.CN	287
05.4347.OW.DA	287
05.4347.OW.NI	287
05.4347.OW.RX	287
05.4347.OW.YU	287
05.4347.RY	287
05.4347.RY.1V	287
05.4347.RY.DA	287
05.4347.RY.NI	287
05.4347.ZY	287
05.4347.ZY.1V	287
05.4347.ZY.DA	287
05.4347.ZY.NI	287
05.4350.GY	288
05.4350.GY.1V	288
05.4350.GY.DA	288
05.4350.GY.NI	288
05.4350.OW	288
05.4350.OW.1V	288
05.4350.OW.78	288
05.4350.OW.CN	288
05.4350.OW.DA	288
05.4350.OW.NI	288
05.4350.OW.RX	288
05.4350.OW.YU	288
05.4350.RY	288
05.4350.RY.1V	288
05.4350.RY.DA	288
05.4350.RY.NI	288
05.4350.ZY	288
05.4350.ZY.1V	288
05.4350.ZY.DA	288
05.4350.ZY.NI	288
05.4351.GY	288
05.4351.GY.1V	288
05.4351.GY.DA	288
05.4351.GY.NI	288
05.4351.OW	288
05.4351.OW.1V	288
05.4351.OW.78	288
05.4351.OW.CN	288
05.4351.OW.DA	288
05.4351.OW.NI	288
05.4351.OW.RX	288
05.4351.OW.YU	288
05.4351.RY	288
05.4351.RY.1V	288
05.4351.RY.DA	288
05.4351.RY.NI	288
05.4351.ZY	288
05.4351.ZY.1V	288
05.4351.ZY.DA	288
05.4351.ZY.NI	288
05.4352.GY	289
05.4352.GY.1V	289
05.4352.GY.DA	289
05.4352.GY.NI	289
05.4352.OW	289
05.4352.OW.1V	289
05.4352.OW.78	289
05.4352.OW.CN	289
05.4352.OW.DA	289
05.4352.OW.NI	289
05.4352.OW.RX	289
05.4352.OW.YU	289
05.4352.RY	289
05.4352.RY.1V	289
05.4352.RY.DA	289
05.4352.RY.NI	289
05.4352.ZY	289
05.4352.ZY.1V	289
05.4352.ZY.DA	289
05.4352.ZY.NI	289
05.4355.GY	288
05.4355.GY.1V	288
05.4355.GY.DA	288
05.4355.GY.NI	288
05.4355.OW	288
05.4355.OW.1V	288
05.4355.OW.78	288
05.4355.OW.CN	288
05.4355.OW.DA	288
05.4355.OW.NI	288
05.4355.OW.RX	288
05.4355.OW.YU	288
05.4355.RY	288
05.4355.RY.1V	288
05.4355.RY.DA	288
05.4355.RY.NI	288
05.4355.ZY	288
05.4355.ZY.1V	288
05.4355.ZY.DA	288
05.4355.ZY.NI	288
05.4356.GY	288
05.4356.GY.1V	288
05.4356.GY.DA	288
05.4356.GY.NI	288
05.4356.OW	288
05.4356.OW.1V	288
05.4356.OW.78	288
05.4356.OW.CN	288
05.4356.OW.DA	288
05.4356.OW.NI	288
05.4356.OW.RX	288
05.4356.OW.YU	288
05.4356.RY	288
05.4356.RY.1V	288
05.4356.RY.DA	288
05.4356.RY.NI	288
05.4356.ZY	288
05.4356.ZY.1V	288
05.4356.ZY.DA	288
05.4356.ZY.NI	288
05.4357.GY	289
05.4357.GY.1V	289
05.4357.GY.DA	289
05.4357.GY.NI	289
05.4357.OW	289
05.4357.OW.1V	289
05.4357.OW.78	289
05.4357.OW.CN	289
05.4357.OW.DA	289
05.4357.OW.NI	289
05.4357.OW.RX	289
05.4357.OW.YU	289
05.4357.RY	289
05.4357.RY.1V	289
05.4357.RY.DA	289
05.4357.RY.NI	289
05.4357.ZY	289
05.4357.ZY.1V	289
05.4357.ZY.DA	289
05.4357.ZY.NI	289
05.4380.GY	290
05.4380.OW	290
05.4380.OW.78	290
05.4380.RY	290
05.4380.ZY	290
05.4381.GY	290
05.4381.OW	290
05.4381.OW.78	290
05.4381.RY	290
05.4381.ZY	290
05.4385.GY	290
05.4385.OW	290
05.4385.OW.78	290
05.4385.RY	290
05.4385.ZY	290
05.4386.GY	290
05.4386.OW	290
05.4386.OW.78	290
05.4386.RY	290
05.4386.ZY	290
05.5100.14	82
05.5100.14.1V	83
05.5100.14.CB	82
05.5100.14.DA	83
05.5100.40	82
05.5100.40.1V	83
05.5100.40.CB	82
05.5100.40.DA	83
05.5100.EQ	82
05.5100.EQ.1V	83
05.5100.EQ.CB	82
05.5100.EQ.DA	83
05.5100.ER	82
05.5100.ER.1V	83
05.5100.ER.CB	82
05.5100.ER.DA	83
05.5100.ES	82
05.5100.ES.1V	83
05.5100.ES.CB	82
05.5100.ES.DA	83
05.5101.14	82
05.5101.14.1V	83
05.5101.14.CB	82
05.5101.14.DA	83
05.5101.40	82
05.5101.40.1V	83
05.5101.40.CB	82
05.5101.40.DA	83
05.5101.EQ	82
05.5101.EQ.1V	83
05.5101.EQ.CB	82
05.5101.EQ.DA	83
05.5101.ER	82
05.5101.ER.1V	83
05.5101.ER.CB	82
05.5101.ER.DA	83
05.5101.ES	82
05.5101.ES.1V	83
05.5101.ES.CB	82
05.5101.ES.DA	83
05.5105.14	82
05.5105.14.1V	83
05.5105.14.CB	82
05.5105.14.DA	83
05.5105.40	82
05.5105.40.1V	83
05.5105.40.CB	82
05.5105.40.DA	83
05.5105.EQ	82
05.5105.EQ.1V	83
05.5105.EQ.CB	82
05.5105.EQ.DA	83
05.5105.ER	82
05.5105.ER.1V	83
05.5105.ER.CB	82
05.5105.ER.DA	83
05.5105.ES	82
05.5105.ES.1V	83
05.5105.ES.CB	82
05.5105.ES.DA	83
05.5106.14	82
05.5106.14.1V	83
05.5106.14.CB	82
05.5106.14.DA	83
05.5106.40	82
05.5106.40.1V	83
05.5106.40.CB	82
05.5106.40.DA	83
05.5106.EQ	82
05.5106.EQ.1V	83
05.5106.EQ.CB	82
05.5106.EQ.DA	83
05.5106.ER	82
05.5106.ER.1V	83
05.5106.ER.CB	82
05.5106.ER.DA	83
05.5106.ES	82
05.5106.ES.1V	83
05.5106.ES.CB	82
05.5106.ES.DA	83
05.5110.14	84
05.5110.14.1V	85
05.5110.14.CB	84
05.5110.14.DA	85
05.5110.40	84
05.5110.40.1V	85
05.5110.40.CB	84
05.5110.40.DA	85
05.5110.EQ	84
05.5110.EQ.1V	85
05.5110.EQ.CB	84
05.5110.EQ.DA	85
05.5110.ER	84
05.5110.ER.1V	85
05.5110.ER.CB	84
05.5110.ER.DA	85
05.5110.ES	84
05.5110.ES.1V	85
05.5110.ES.CB	84
05.5110.ES.DA	85
05.5111.14	84
05.5111.14.1V	85
05.5111.14.CB	84
05.5111.14.DA	85
05.5111.40	84
05.5111.40.1V	85
05.5111.40.CB	84
05.5111.40.DA	85
05.5111.EQ	84
05.5111.EQ.1V	85
05.5111.EQ.CB	84
05.5111.EQ.DA	85
05.5111.ER	84
05.5111.ER.1V	85
05.5111.ER.CB	84
05.5111.ER.DA	85
05.5111.ES	84
05.5111.ES.1V	85
05.5111.ES.CB	84
05.5111.ES.DA	85
05.5115.14	84

QUICK SEARCH OF PRODUCT

Ref.	Page
05.5115.14.1V	85
05.5115.14.CB	84
05.5115.14.DA	85
05.5115.40	84
05.5115.40.1V	85
05.5115.40.CB	84
05.5115.40.DA	85
05.5115.EQ	84
05.5115.EQ.1V	85
05.5115.EQ.CB	84
05.5115.EQ.DA	85
05.5115.ER	84
05.5115.ER.1V	85
05.5115.ER.CB	84
05.5115.ER.DA	85
05.5115.ES	84
05.5115.ES.1V	85
05.5115.ES.CB	84
05.5115.ES.DA	85
05.5116.14	84
05.5116.14.1V	85
05.5116.14.CB	84
05.5116.14.DA	85
05.5116.40	84
05.5116.40.1V	85
05.5116.40.CB	84
05.5116.40.DA	85
05.5116.EQ	84
05.5116.EQ.1V	85
05.5116.EQ.CB	84
05.5116.EQ.DA	85
05.5116.ER	84
05.5116.ER.1V	85
05.5116.ER.CB	84
05.5116.ER.DA	85
05.5116.ES	84
05.5116.ES.1V	85
05.5116.ES.CB	84
05.5116.ES.DA	85
05.5120.14	86
05.5120.14.1V	87
05.5120.14.CB	86
05.5120.14.DA	87
05.5120.40	86
05.5120.40.1V	87
05.5120.40.CB	86
05.5120.40.DA	87
05.5120.EQ	86
05.5120.EQ.1V	87
05.5120.EQ.CB	86
05.5120.EQ.DA	87
05.5120.ER	86
05.5120.ER.1V	87
05.5120.ER.CB	86
05.5120.ER.DA	87
05.5120.ES	86
05.5120.ES.1V	87
05.5120.ES.CB	86
05.5120.ES.DA	87
05.5121.14	86
05.5121.14.1V	87
05.5121.14.CB	86
05.5121.14.DA	87
05.5121.40	86
05.5121.40.1V	87
05.5121.40.CB	86
05.5121.40.DA	87
05.5121.EQ	86
05.5121.EQ.1V	87
05.5121.EQ.CB	86
05.5121.EQ.DA	87
05.5121.ER	86
05.5121.ER.1V	87
05.5121.ER.CB	86
05.5121.ER.DA	87
05.5121.ES	86
05.5121.ES.1V	87
05.5121.ES.CB	86
05.5121.ES.DA	87
05.5122.14	86
05.5122.14.1V	87
05.5122.14.CB	86
05.5122.14.DA	87
05.5122.40	86
05.5122.40.1V	87
05.5122.40.CB	86
05.5122.40.DA	87
05.5122.EQ	86
05.5122.EQ.1V	87
05.5122.EQ.CB	86
05.5122.EQ.DA	87
05.5122.ER	86
05.5122.ER.1V	87
05.5122.ER.CB	86
05.5122.ER.DA	87
05.5122.ES	86
05.5122.ES.1V	87
05.5122.ES.CB	86
05.5122.ES.DA	87
05.5125.14	86
05.5125.14.1V	87
05.5125.14.CB	86
05.5125.14.DA	87
05.5125.40	86
05.5125.40.1V	87
05.5125.40.CB	86
05.5125.40.DA	87
05.5125.EQ	86
05.5125.EQ.1V	87
05.5125.EQ.CB	86
05.5125.EQ.DA	87
05.5125.ER	86
05.5125.ER.1V	87
05.5125.ER.CB	86
05.5125.ER.DA	87
05.5125.ES	86
05.5125.ES.1V	87
05.5125.ES.CB	86
05.5125.ES.DA	87
05.5126.14	86
05.5126.14.1V	87
05.5126.14.CB	86
05.5126.14.DA	87
05.5126.40	86
05.5126.40.1V	87
05.5126.40.CB	86
05.5126.40.DA	87
05.5126.EQ	86
05.5126.EQ.1V	87
05.5126.EQ.CB	86
05.5126.EQ.DA	87
05.5126.ER	86
05.5126.ER.1V	87
05.5126.ER.CB	86
05.5126.ER.DA	87
05.5126.ES	86
05.5126.ES.1V	87
05.5126.ES.CB	86
05.5126.ES.DA	87
05.5127.14	86
05.5127.14.1V	87
05.5127.14.CB	86
05.5127.14.DA	87
05.5127.40	86
05.5127.40.1V	87
05.5127.40.CB	86
05.5127.40.DA	87
05.5127.EQ	86
05.5127.EQ.1V	87
05.5127.EQ.CB	86
05.5127.EQ.DA	87
05.5127.ER	86
05.5127.ER.1V	87
05.5127.ER.CB	86
05.5127.ER.DA	87
05.5127.ES	86
05.5127.ES.1V	87
05.5127.ES.CB	86
05.5127.ES.DA	87
05.5130.14	88
05.5130.14.1V	89
05.5130.14.CB	88
05.5130.14.DA	89
05.5130.40	88
05.5130.40.1V	89
05.5130.40.CB	88
05.5130.40.DA	89
05.5130.EQ	88
05.5130.EQ.1V	89
05.5130.EQ.CB	88
05.5130.EQ.DA	89
05.5130.ER	88
05.5130.ER.1V	89
05.5130.ER.CB	88
05.5130.ER.DA	89
05.5130.ES	88
05.5130.ES.1V	89
05.5130.ES.CB	88
05.5130.ES.DA	89
05.5131.14	88
05.5131.14.1V	89
05.5131.14.CB	88
05.5131.14.DA	89
05.5131.40	88
05.5131.40.1V	89
05.5131.40.CB	88
05.5131.40.DA	89
05.5131.EQ	88
05.5131.EQ.1V	89
05.5131.EQ.CB	88
05.5131.EQ.DA	89
05.5131.ER	88
05.5131.ER.1V	89
05.5131.ER.CB	88
05.5131.ER.DA	89
05.5131.ES	88
05.5131.ES.1V	89
05.5131.ES.CB	88
05.5131.ES.DA	89
05.5135.14	88
05.5135.14.1V	89
05.5135.14.CB	88
05.5135.14.DA	89
05.5135.40	88
05.5135.40.1V	89
05.5135.40.CB	88
05.5135.40.DA	89
05.5135.EQ	88
05.5135.EQ.1V	89
05.5135.EQ.CB	88
05.5135.EQ.DA	89
05.5135.ER	88
05.5135.ER.1V	89
05.5135.ER.CB	88
05.5135.ER.DA	89
05.5135.ES	88
05.5135.ES.1V	89
05.5135.ES.CB	88
05.5135.ES.DA	89
05.5136.14	88
05.5136.14.1V	89
05.5136.14.CB	88
05.5136.14.DA	89
05.5136.40	88
05.5136.40.1V	89
05.5136.40.CB	88
05.5136.40.DA	89
05.5136.EQ	88
05.5136.EQ.1V	89
05.5136.EQ.CB	88
05.5136.EQ.DA	89
05.5136.ER	88
05.5136.ER.1V	89
05.5136.ER.CB	88
05.5136.ER.DA	89
05.5136.ES	88
05.5136.ES.1V	89
05.5136.ES.CB	88
05.5136.ES.DA	89
05.5140.14	94
05.5140.14.1V	95
05.5140.14.CB	94
05.5140.14.DA	95
05.5140.40	94
05.5140.40.1V	95
05.5140.40.CB	94
05.5140.40.DA	95
05.5140.EQ	94
05.5140.EQ.1V	95
05.5140.EQ.CB	94
05.5140.EQ.DA	95
05.5140.ER	94
05.5140.ER.1V	95
05.5140.ER.CB	94
05.5140.ER.DA	95
05.5140.ES	94
05.5140.ES.1V	95
05.5140.ES.CB	94
05.5140.ES.DA	95
05.5141.14	94
05.5141.14.1V	95
05.5141.14.CB	94
05.5141.14.DA	95
05.5141.40	94
05.5141.40.1V	95
05.5141.40.CB	94
05.5141.40.DA	95
05.5141.EQ	94
05.5141.EQ.1V	95
05.5141.EQ.CB	94
05.5141.EQ.DA	95
05.5141.ER	94
05.5141.ER.1V	95
05.5141.ER.CB	94
05.5141.ER.DA	95
05.5141.ES	94
05.5141.ES.1V	95
05.5141.ES.CB	94
05.5141.ES.DA	95
05.5145.14	94
05.5145.14.1V	95
05.5145.14.CB	94
05.5145.14.DA	95
05.5145.40	94
05.5145.40.1V	95
05.5145.40.CB	94
05.5145.40.DA	95
05.5145.EQ	94
05.5145.EQ.1V	95
05.5145.EQ.CB	94
05.5145.EQ.DA	95
05.5145.ER	94
05.5145.ER.1V	95
05.5145.ER.CB	94
05.5145.ER.DA	95
05.5145.ES	94
05.5145.ES.1V	95
05.5145.ES.CB	94
05.5145.ES.DA	95
05.5146.14	94
05.5146.14.1V	95
05.5146.14.CB	94
05.5146.14.DA	95
05.5146.40	94
05.5146.40.1V	95
05.5146.40.CB	94
05.5146.40.DA	95
05.5146.EQ	94
05.5146.EQ.1V	95
05.5146.EQ.CB	94
05.5146.EQ.DA	95
05.5146.ER	94
05.5146.ER.1V	95
05.5146.ER.CB	94
05.5146.ER.DA	95
05.5146.ES	94
05.5146.ES.1V	95
05.5146.ES.CB	94
05.5146.ES.DA	95
05.5150.14	96
05.5150.14.1V	97
05.5150.14.CB	96
05.5150.14.DA	97
05.5150.40	96
05.5150.40.1V	97
05.5150.40.CB	96
05.5150.40.DA	97
05.5150.EQ	96
05.5150.EQ.1V	97
05.5150.EQ.CB	96
05.5150.EQ.DA	97
05.5150.ER	96
05.5150.ER.1V	97
05.5150.ER.CB	96
05.5150.ER.DA	97
05.5150.ES	96
05.5150.ES.1V	97
05.5150.ES.CB	96
05.5150.ES.DA	97
05.5151.14	96
05.5151.14.1V	97
05.5151.14.CB	96
05.5151.14.DA	97
05.5151.40	96
05.5151.40.1V	97
05.5151.40.CB	96
05.5151.40.DA	97
05.5151.EQ	96
05.5151.EQ.1V	97
05.5151.EQ.CB	96
05.5151.EQ.DA	97
05.5151.ER	96
05.5151.ER.1V	97
05.5151.ER.CB	96
05.5151.ER.DA	97
05.5151.ES	96
05.5151.ES.1V	97
05.5151.ES.CB	96
05.5151.ES.DA	97
05.5155.14	96
05.5155.14.1V	97
05.5155.14.CB	96
05.5155.14.DA	97
05.5155.40	96
05.5155.40.1V	97
05.5155.40.CB	96
05.5155.40.DA	97
05.5155.EQ	96
05.5155.EQ.1V	97
05.5155.EQ.CB	96
05.5155.EQ.DA	97
05.5155.ER	96
05.5155.ER.1V	97
05.5155.ER.CB	96
05.5155.ER.DA	97
05.5155.ES	96
05.5155.ES.1V	97
05.5155.ES.CB	96
05.5155.ES.DA	97
05.5156.14	96
05.5156.14.1V	97
05.5156.14.CB	96
05.5156.14.DA	97
05.5156.40	96
05.5156.40.1V	97
05.5156.40.CB	96
05.5156.40.DA	97
05.5156.EQ	96
05.5156.EQ.1V	97
05.5156.EQ.CB	96
05.5156.EQ.DA	97
05.5156.ER	96
05.5156.ER.1V	97
05.5156.ER.CB	96
05.5156.ER.DA	97
05.5156.ES	96
05.5156.ES.1V	97
05.5156.ES.CB	96
05.5156.ES.DA	97
05.5160.14	98
05.5160.14.1V	99
05.5160.14.CB	98
05.5160.14.DA	99
05.5160.40	98
05.5160.40.1V	99
05.5160.40.CB	98
05.5160.40.DA	99
05.5160.EQ	98
05.5160.EQ.1V	99
05.5160.EQ.CB	98
05.5160.EQ.DA	99
05.5160.ER	98
05.5160.ER.1V	99
05.5160.ER.CB	98
05.5160.ER.DA	99
05.5160.ES	98
05.5160.ES.1V	99
05.5160.ES.CB	98
05.5160.ES.DA	99
05.5161.14	98
05.5161.14.1V	99
05.5161.14.CB	98
05.5161.14.DA	99
05.5161.40	98
05.5161.40.1V	99
05.5161.40.CB	98
05.5161.40.DA	99
05.5161.EQ	98
05.5161.EQ.1V	99
05.5161.EQ.CB	98
05.5161.EQ.DA	99
05.5161.ER	98
05.5161.ER.1V	99
05.5161.ER.CB	98
05.5161.ER.DA	99
05.5161.ES	98
05.5161.ES.1V	99
05.5161.ES.CB	98
05.5161.ES.DA	99
05.5170.14	90
05.5170.14.1V	90
05.5170.14.DA	90
05.5170.40	90
05.5170.40.1V	90
05.5170.40.DA	90
05.5170.EQ	90
05.5170.EQ.1V	90
05.5170.EQ.DA	90
05.5170.ER	90
05.5170.ER.1V	90
05.5170.ER.DA	90
05.5170.ES	90
05.5170.ES.1V	90
05.5170.ES.DA	90
05.5171.14	90
05.5171.14.1V	90
05.5171.14.DA	90
05.5171.40	90
05.5171.40.1V	90
05.5171.40.DA	90
05.5171.EQ	90
05.5171.EQ.1V	90
05.5171.EQ.DA	90
05.5171.ER	90
05.5171.ER.1V	90
05.5171.ER.DA	90
05.5171.ES	90
05.5171.ES.1V	90
05.5171.ES.DA	90
05.5172.14	90
05.5172.14.1V	90
05.5172.14.DA	90
05.5172.40	90
05.5172.40.1V	90
05.5172.40.DA	90
05.5172.EQ	90
05.5172.EQ.1V	90
05.5172.EQ.DA	90
05.5172.ER	90
05.5172.ER.1V	90
05.5172.ER.DA	90
05.5172.ES	90
05.5172.ES.1V	90
05.5172.ES.DA	90
05.5173.14	90
05.5173.14.1V	90
05.5173.14.DA	90
05.5173.40	90
05.5173.40.1V	90
05.5173.40.DA	90
05.5173.EQ	90
05.5173.EQ.1V	90
05.5173.EQ.DA	90
05.5173.ER	90
05.5173.ER.1V	90
05.5173.ER.DA	90
05.5173.ES	90
05.5173.ES.1V	90
05.5173.ES.DA	90
05.5175.14	91
05.5175.14.1V	91
05.5175.14.DA	91
05.5175.40	91
05.5175.40.1V	91
05.5175.40.DA	91
05.5175.EQ	91
05.5175.EQ.1V	91
05.5175.EQ.DA	91
05.5175.ER	91
05.5175.ER.1V	91
05.5175.ER.DA	91
05.5175.ES	91
05.5175.ES.1V	91
05.5175.ES.DA	91
05.5176.14	91
05.5176.14.1V	91
05.5176.14.DA	91
05.5176.40	91
05.5176.40.1V	91
05.5176.40.DA	91
05.5176.EQ	91
05.5176.EQ.1V	91
05.5176.EQ.DA	91
05.5176.ER	91
05.5176.ER.1V	91
05.5176.ER.DA	91
05.5176.ES	91
05.5176.ES.1V	91
05.5176.ES.DA	91
05.5177.14	91
05.5177.14.1V	91
05.5177.14.DA	91
05.5177.40	91
05.5177.40.1V	91
05.5177.40.DA	91
05.5177.EQ	91
05.5177.EQ.1V	91
05.5177.EQ.DA	91
05.5177.ER	91
05.5177.ER.1V	91
05.5177.ER.DA	91
05.5177.ES	91
05.5177.ES.1V	91
05.5177.ES.DA	91
05.5178.14	91
05.5178.14.1V	91
05.5178.14.DA	91
05.5178.40	91
05.5178.40.1V	91
05.5178.40.DA	91
05.5178.EQ	91
05.5178.EQ.1V	91
05.5178.EQ.DA	91
05.5178.ER	91
05.5178.ER.1V	91
05.5178.ER.DA	91
05.5178.ES	91
05.5178.ES.1V	91
05.5178.ES.DA	91
05.5180.14	92
05.5180.14.1V	92
05.5180.14.DA	92
05.5180.40	92
05.5180.40.1V	92
05.5180.40.DA	92
05.5180.EQ	92
05.5180.EQ.1V	92
05.5180.EQ.DA	92
05.5180.ER	92
05.5180.ER.1V	92

QUICK SEARCH OF PRODUCT

Ref.	Page	Ref.	Page	Ref.	Page	Ref.	Page	Ref.	Page	Ref.	Page
05.5180.ER.DA	92	05.5195.14.1V	102	05.5761.AP	315	05.5792.40.DA	321	05.5832.40.78	329	05.5882.40.C6	337
05.5180.ES	92	05.5195.14.DA	102	05.5761.AP.CB	315	05.5792.40.YU	321	05.5832.40.C6	329	05.5882.40.CB	337
05.5180.ES.1V	92	05.5740.14	311	05.5761.AP.DA	315	05.5792.AP	321	05.5832.40.CB	329	05.5882.40.DA	337
05.5180.ES.DA	92	05.5740.14.CB	311	05.5762.14	315	05.5792.AP.DA	321	05.5832.AP	329	05.5882.40.YU	337
05.5181.14	92	05.5740.14.DA	311	05.5762.14.CB	315	05.5800.14	323	05.5832.AP.CB	329	05.5882.AP.CB	337
05.5181.14.1V	92	05.5740.40	311	05.5762.14.DA	315	05.5800.14.DA	323	05.5840.14	331	05.5882.AP.DA	337
05.5181.14.DA	92	05.5740.40.78	311	05.5762.40	315	05.5800.40	323	05.5840.14.CB	331	05.5890.14.CB	339
05.5181.40	92	05.5740.40.C6	311	05.5762.40.78	315	05.5800.40.78	323	05.5840.40	331	05.5890.14.DA	339
05.5181.40.1V	92	05.5740.40.CB	311	05.5762.40.C6	315	05.5800.40.DA	323	05.5840.40.78	331	05.5890.40.C6	339
05.5181.40.DA	92	05.5740.40.DA	311	05.5762.40.CB	315	05.5800.40.YU	323	05.5840.40.C6	331	05.5890.40.CB	339
05.5181.EQ	92	05.5740.40.YU	311	05.5762.40.DA	315	05.5800.AP	323	05.5840.40.CB	331	05.5890.40.DA	339
05.5181.EQ.1V	92	05.5740.AP	311	05.5762.40.YU	315	05.5800.AP.DA	323	05.5840.AP	331	05.5890.40.YU	339
05.5181.EQ.DA	92	05.5740.AP.CB	311	05.5762.AP	315	05.5801.14	323	05.5840.AP.CB	331	05.5890.AP.CB	339
05.5181.ER	92	05.5740.AP.DA	311	05.5762.AP.CB	315	05.5801.14.DA	323	05.5841.14	331	05.5890.AP.DA	339
05.5181.ER.1V	92	05.5741.14	311	05.5762.AP.DA	315	05.5801.40	323	05.5841.14.CB	331	05.5891.14.CB	339
05.5181.ER.DA	92	05.5741.14.CB	311	05.5770.14	317	05.5801.40.78	323	05.5841.40	331	05.5891.14.DA	339
05.5181.ES	92	05.5741.14.DA	311	05.5770.14.CB	317	05.5801.40.DA	323	05.5841.40.78	331	05.5891.40.C6	339
05.5181.ES.1V	92	05.5741.40	311	05.5770.14.DA	317	05.5801.40.YU	323	05.5841.40.C6	331	05.5891.40.CB	339
05.5181.ES.DA	92	05.5741.40.78	311	05.5770.40	317	05.5801.AP	323	05.5841.40.CB	331	05.5891.40.DA	339
05.5182.14	92	05.5741.40.C6	311	05.5770.40.78	317	05.5801.AP.DA	323	05.5841.AP	331	05.5891.40.YU	339
05.5182.14.1V	92	05.5741.40.CB	311	05.5770.40.C6	317	05.5802.14	323	05.5841.AP.CB	331	05.5891.AP.CB	339
05.5182.14.DA	92	05.5741.40.DA	311	05.5770.40.CB	317	05.5802.14.DA	323	05.5842.14	331	05.5891.AP.DA	339
05.5182.40	92	05.5741.40.YU	311	05.5770.40.DA	317	05.5802.40	323	05.5842.14.CB	331	05.5892.14.CB	339
05.5182.40.1V	92	05.5741.AP	311	05.5770.40.YU	317	05.5802.40.78	323	05.5842.40	331	05.5892.14.DA	339
05.5182.40.DA	92	05.5741.AP.CB	311	05.5770.AP	317	05.5802.40.DA	323	05.5842.40.78	331	05.5892.40.C6	339
05.5182.EQ	92	05.5741.AP.DA	311	05.5770.AP.CB	317	05.5802.40.YU	323	05.5842.40.C6	331	05.5892.40.CB	339
05.5182.EQ.1V	92	05.5742.14	311	05.5770.AP.DA	317	05.5802.AP	323	05.5842.40.CB	331	05.5892.40.DA	339
05.5182.EQ.DA	92	05.5742.14.CB	311	05.5771.14	317	05.5802.AP.DA	323	05.5842.AP	331	05.5892.40.YU	339
05.5182.ER	92	05.5742.14.DA	311	05.5771.14.CB	317	05.5810.14	325	05.5842.AP.CB	331	05.5892.AP.CB	339
05.5182.ER.1V	92	05.5742.40	311	05.5771.14.DA	317	05.5810.14.DA	325	05.5850.14	333	05.5892.AP.DA	339
05.5182.ER.DA	92	05.5742.40.78	311	05.5771.40	317	05.5810.40	325	05.5850.14.CB	333	05.5900.14.CB	340
05.5182.ES	92	05.5742.40.C6	311	05.5771.40.78	317	05.5810.40.78	325	05.5850.40	333	05.5900.40.C6	340
05.5182.ES.1V	92	05.5742.40.CB	311	05.5771.40.C6	317	05.5810.40.DA	325	05.5850.40.78	333	05.5900.40.CB	340
05.5182.ES.DA	92	05.5742.40.DA	311	05.5771.40.CB	317	05.5810.40.YU	325	05.5850.40.C6	333	05.5900.AP.CB	340
05.5185.14	93	05.5742.40.YU	311	05.5771.40.DA	317	05.5810.AP	325	05.5850.40.CB	333	05.5901.14.CB	340
05.5185.14.1V	93	05.5742.AP	311	05.5771.40.YU	317	05.5810.AP.DA	325	05.5850.AP	333	05.5901.40.C6	340
05.5185.14.DA	93	05.5742.AP.CB	311	05.5771.AP	317	05.5811.14	325	05.5850.AP.CB	333	05.5901.40.CB	340
05.5185.40	93	05.5742.AP.DA	311	05.5771.AP.CB	317	05.5811.14.DA	325	05.5851.14	333	05.5901.AP.CB	340
05.5185.40.1V	93	05.5750.14	313	05.5771.AP.DA	317	05.5811.40	325	05.5851.14.CB	333	05.5902.14.CB	340
05.5185.40.DA	93	05.5750.14.CB	313	05.5772.14	317	05.5811.40.78	325	05.5851.40	333	05.5902.40.C6	340
05.5185.EQ	93	05.5750.14.DA	313	05.5772.14.CB	317	05.5811.40.DA	325	05.5851.40.78	333	05.5902.40.CB	340
05.5185.EQ.1V	93	05.5750.40	313	05.5772.14.DA	317	05.5811.40.YU	325	05.5851.40.C6	333	05.5902.AP.CB	340
05.5185.EQ.DA	93	05.5750.40.78	313	05.5772.40	317	05.5811.AP	325	05.5851.40.CB	333	05.5910.14.CB	341
05.5185.ER	93	05.5750.40.C6	313	05.5772.40.78	317	05.5811.AP.DA	325	05.5851.AP	333	05.5910.40.C6	341
05.5185.ER.1V	93	05.5750.40.CB	313	05.5772.40.C6	317	05.5812.14	325	05.5851.AP.CB	333	05.5910.40.CB	341
05.5185.ER.DA	93	05.5750.40.DA	313	05.5772.40.CB	317	05.5812.14.DA	325	05.5852.14	333	05.5910.AP.CB	341
05.5185.ES	93	05.5750.40.YU	313	05.5772.40.DA	317	05.5812.40	325	05.5852.14.CB	333	05.5911.14.CB	341
05.5185.ES.1V	93	05.5750.AP	313	05.5772.40.YU	317	05.5812.40.78	325	05.5852.40	333	05.5911.40.C6	341
05.5185.ES.DA	93	05.5750.AP.CB	313	05.5772.AP	317	05.5812.40.DA	325	05.5852.40.78	333	05.5911.40.CB	341
05.5186.14	93	05.5750.AP.DA	313	05.5772.AP.CB	317	05.5812.40.YU	325	05.5852.40.C6	333	05.5911.AP.CB	341
05.5186.14.1V	93	05.5751.14	313	05.5772.AP.DA	317	05.5812.AP	325	05.5852.40.CB	333	05.5912.14.CB	341
05.5186.14.DA	93	05.5751.14.CB	313	05.5780.14	319	05.5812.AP.DA	325	05.5852.AP	333	05.5912.40.C6	341
05.5186.40	93	05.5751.14.DA	313	05.5780.14.DA	319	05.5820.14	327	05.5852.AP.CB	333	05.5912.40.CB	341
05.5186.40.1V	93	05.5751.40	313	05.5780.40	319	05.5820.14.CB	327	05.5860.14.CB	334	05.5912.AP.CB	341
05.5186.40.DA	93	05.5751.40.78	313	05.5780.40.78	319	05.5820.40	327	05.5860.40.C6	334	05.5920.14	167
05.5186.EQ	93	05.5751.40.C6	313	05.5780.40.DA	319	05.5820.40.78	327	05.5860.40.CB	334	05.5920.14.1V	167
05.5186.EQ.1V	93	05.5751.40.CB	313	05.5780.40.YU	319	05.5820.40.C6	327	05.5860.AP.CB	334	05.5920.14.CB	167
05.5186.EQ.DA	93	05.5751.40.DA	313	05.5780.AP	319	05.5820.40.CB	327	05.5861.14.CB	334	05.5920.14.DA	167
05.5186.ER	93	05.5751.40.YU	313	05.5780.AP.DA	319	05.5820.AP	327	05.5861.40.C6	334	05.5920.40	167
05.5186.ER.1V	93	05.5751.AP	313	05.5781.14	319	05.5820.AP.CB	327	05.5861.40.CB	334	05.5920.40.1V	167
05.5186.ER.DA	93	05.5751.AP.CB	313	05.5781.14.DA	319	05.5821.14	327	05.5861.AP.CB	334	05.5920.40.78	167
05.5186.ES	93	05.5751.AP.DA	313	05.5781.40	319	05.5821.14.CB	327	05.5862.14.CB	334	05.5920.40.C6	167
05.5186.ES.1V	93	05.5752.14	313	05.5781.40.78	319	05.5821.40	327	05.5862.40.C6	334	05.5920.40.CB	167
05.5186.ES.DA	93	05.5752.14.CB	313	05.5781.40.DA	319	05.5821.40.78	327	05.5862.40.CB	334	05.5920.40.DA	167
05.5187.14	93	05.5752.14.DA	313	05.5781.40.YU	319	05.5821.40.C6	327	05.5862.AP.CB	334	05.5920.40.RX	167
05.5187.14.1V	93	05.5752.40	313	05.5781.AP	319	05.5821.40.CB	327	05.5870.14.CB	335	05.5920.40.YU	167
05.5187.14.DA	93	05.5752.40.78	313	05.5781.AP.DA	319	05.5821.AP	327	05.5870.40.C6	335	05.5920.AP	167
05.5187.40	93	05.5752.40.C6	313	05.5782.14	319	05.5821.AP.CB	327	05.5870.40.CB	335	05.5920.AP.1V	167
05.5187.40.1V	93	05.5752.40.CB	313	05.5782.14.DA	319	05.5822.14	327	05.5870.AP.CB	335	05.5920.AP.CB	167
05.5187.40.DA	93	05.5752.40.DA	313	05.5782.40	319	05.5822.14.CB	327	05.5871.14.CB	335	05.5920.AP.DA	167
05.5187.EQ	93	05.5752.40.YU	313	05.5782.40.78	319	05.5822.40	327	05.5871.40.C6	335	05.5921.14	167
05.5187.EQ.1V	93	05.5752.AP	313	05.5782.40.DA	319	05.5822.40.78	327	05.5871.40.CB	335	05.5921.14.1V	167
05.5187.EQ.DA	93	05.5752.AP.CB	313	05.5782.40.YU	319	05.5822.40.C6	327	05.5871.AP.CB	335	05.5921.14.CB	167
05.5187.ER	93	05.5752.AP.DA	313	05.5782.AP	319	05.5822.40.CB	327	05.5872.14.CB	335	05.5921.14.DA	167
05.5187.ER.1V	93	05.5760.14	315	05.5782.AP.DA	319	05.5822.AP	327	05.5872.40.C6	335	05.5921.40	167
05.5187.ER.DA	93	05.5760.14.CB	315	05.5790.14	321	05.5822.AP.CB	327	05.5872.40.CB	335	05.5921.40.1V	167
05.5187.ES	93	05.5760.14.DA	315	05.5790.14.DA	321	05.5830.14	329	05.5872.AP.CB	335	05.5921.40.78	167
05.5187.ES.1V	93	05.5760.40	315	05.5790.40	321	05.5830.14.CB	329	05.5880.14.CB	337	05.5921.40.C6	167
05.5187.ES.DA	93	05.5760.40.78	315	05.5790.40.78	321	05.5830.40	329	05.5880.14.DA	337	05.5921.40.CB	167
05.5190.14	102	05.5760.40.C6	315	05.5790.40.DA	321	05.5830.40.78	329	05.5880.40.C6	337	05.5921.40.DA	167
05.5190.14.1V	102	05.5760.40.CB	315	05.5790.40.YU	321	05.5830.40.C6	329	05.5880.40.CB	337	05.5921.40.RX	167
05.5190.14.DA	102	05.5760.40.DA	315	05.5790.AP	321	05.5830.40.CB	329	05.5880.40.DA	337	05.5921.40.YU	167
05.5191.14	102	05.5760.40.YU	315	05.5790.AP.DA	321	05.5830.AP	329	05.5880.40.YU	337	05.5921.AP	167
05.5191.14.1V	102	05.5760.AP	315	05.5791.14	321	05.5830.AP.CB	329	05.5880.AP.CB	337	05.5921.AP.1V	167
05.5191.14.DA	102	05.5760.AP.CB	315	05.5791.14.DA	321	05.5831.14	329	05.5880.AP.DA	337	05.5921.AP.CB	167
05.5192.14	102	05.5760.AP.DA	315	05.5791.40	321	05.5831.14.CB	329	05.5881.14.CB	337	05.5921.AP.DA	167
05.5192.14.1V	102	05.5761.14	315	05.5791.40.78	321	05.5831.40	329	05.5881.14.DA	337	05.5922.14	167
05.5192.14.DA	102	05.5761.14.CB	315	05.5791.40.DA	321	05.5831.40.78	329	05.5881.40.C6	337	05.5922.14.1V	167
05.5193.14	102	05.5761.14.DA	315	05.5791.40.YU	321	05.5831.40.C6	329	05.5881.40.CB	337	05.5922.14.CB	167
05.5193.14.1V	102	05.5761.40	315	05.5791.AP	321	05.5831.40.CB	329	05.5881.40.DA	337	05.5922.14.DA	167
05.5193.14.DA	102	05.5761.40.78	315	05.5791.AP.DA	321	05.5831.AP	329	05.5881.40.YU	337	05.5922.40	167
05.5194.14	102	05.5761.40.C6	315	05.5792.14	321	05.5831.AP.CB	329	05.5881.AP.CB	337	05.5922.40.1V	167
05.5194.14.1V	102	05.5761.40.CB	315	05.5792.14.DA	321	05.5832.14	329	05.5881.AP.DA	337	05.5922.40.78	167
05.5194.14.DA	102	05.5761.40.DA	315	05.5792.40	321	05.5832.14.CB	329	05.5882.14.CB	337	05.5922.40.C6	167
05.5195.14	102	05.5761.40.YU	315	05.5792.40.78	321	05.5832.40	329	05.5882.14.DA	337	05.5922.40.CB	167

QUICK SEARCH OF PRODUCT

Ref.	Page	Ref.	Page	Ref.	Page	Ref.	Page	Ref.	Page	Ref.	Page
05.5922.40.DA	167	05.5942.40.CB	171	05.6205.40	306	05.6217.14.DA	307	05.6231.14.CB	309	05.6245.14	311
05.5922.40.RX	167	05.5942.40.DA	171	05.6205.40.78	306	05.6217.40	307	05.6231.14.DA	309	05.6245.14.CB	311
05.5922.40.YU	167	05.5942.40.RX	171	05.6205.40.C6	306	05.6217.40.78	307	05.6231.40	309	05.6245.14.DA	311
05.5922.AP	167	05.5942.40.YU	171	05.6205.40.CB	306	05.6217.40.C6	307	05.6231.40.78	309	05.6245.40	311
05.5922.AP.1V	167	05.5942.AP	171	05.6205.40.DA	306	05.6217.40.CB	307	05.6231.40.C6	309	05.6245.40.78	311
05.5922.AP.CB	167	05.5942.AP.1V	171	05.6205.40.YU	306	05.6217.40.DA	307	05.6231.40.CB	309	05.6245.40.C6	311
05.5922.AP.DA	167	05.5942.AP.CB	171	05.6205.AP	306	05.6217.40.YU	307	05.6231.40.DA	309	05.6245.40.CB	311
05.5930.14	169	05.5942.AP.DA	171	05.6205.AP.CB	306	05.6217.AP	307	05.6231.40.YU	309	05.6245.40.DA	311
05.5930.14.1V	169	05.5950.14	173	05.6205.AP.DA	306	05.6217.AP.CB	307	05.6231.AP	309	05.6245.40.YU	311
05.5930.14.CB	169	05.5950.14.1V	173	05.6206.14	306	05.6217.AP.DA	307	05.6231.AP.CB	309	05.6245.AP	311
05.5930.14.DA	169	05.5950.14.CB	173	05.6206.14.CB	306	05.6220.14	308	05.6231.AP.DA	309	05.6245.AP.CB	311
05.5930.40	169	05.5950.14.DA	173	05.6206.14.DA	306	05.6220.14.CB	308	05.6232.14	309	05.6245.AP.DA	311
05.5930.40.1V	169	05.5950.40	173	05.6206.40	306	05.6220.14.DA	308	05.6232.14.CB	309	05.6246.14	311
05.5930.40.78	169	05.5950.40.1V	173	05.6206.40.78	306	05.6220.40	308	05.6232.14.DA	309	05.6246.14.CB	311
05.5930.40.C6	169	05.5950.40.78	173	05.6206.40.C6	306	05.6220.40.78	308	05.6232.40	309	05.6246.14.DA	311
05.5930.40.CB	169	05.5950.40.C6	173	05.6206.40.CB	306	05.6220.40.C6	308	05.6232.40.78	309	05.6246.40	311
05.5930.40.DA	169	05.5950.40.CB	173	05.6206.40.DA	306	05.6220.40.CB	308	05.6232.40.C6	309	05.6246.40.78	311
05.5930.40.RX	169	05.5950.40.DA	173	05.6206.40.YU	306	05.6220.40.DA	308	05.6232.40.CB	309	05.6246.40.C6	311
05.5930.40.YU	169	05.5950.40.RX	173	05.6206.AP	306	05.6220.40.YU	308	05.6232.40.DA	309	05.6246.40.CB	311
05.5930.AP	169	05.5950.40.YU	173	05.6206.AP.CB	306	05.6220.AP	308	05.6232.40.YU	309	05.6246.40.DA	311
05.5930.AP.1V	169	05.5950.AP	173	05.6206.AP.DA	306	05.6220.AP.CB	308	05.6232.AP	309	05.6246.40.YU	311
05.5930.AP.CB	169	05.5950.AP.1V	173	05.6207.14	306	05.6220.AP.DA	308	05.6232.AP.CB	309	05.6246.AP	311
05.5930.AP.DA	169	05.5950.AP.CB	173	05.6207.14.CB	306	05.6221.14	308	05.6232.AP.DA	309	05.6246.AP.CB	311
05.5931.14	169	05.5950.AP.DA	173	05.6207.14.DA	306	05.6221.14.CB	308	05.6235.14	309	05.6246.AP.DA	311
05.5931.14.1V	169	05.5951.14	173	05.6207.40	306	05.6221.14.DA	308	05.6235.14.CB	309	05.6247.14	311
05.5931.14.CB	169	05.5951.14.1V	173	05.6207.40.78	306	05.6221.40	308	05.6235.14.DA	309	05.6247.14.CB	311
05.5931.14.DA	169	05.5951.14.CB	173	05.6207.40.C6	306	05.6221.40.78	308	05.6235.40	309	05.6247.14.DA	311
05.5931.40	169	05.5951.14.DA	173	05.6207.40.CB	306	05.6221.40.C6	308	05.6235.40.78	309	05.6247.40	311
05.5931.40.1V	169	05.5951.40	173	05.6207.40.DA	306	05.6221.40.CB	308	05.6235.40.C6	309	05.6247.40.78	311
05.5931.40.78	169	05.5951.40.1V	173	05.6207.40.YU	306	05.6221.40.DA	308	05.6235.40.CB	309	05.6247.40.C6	311
05.5931.40.C6	169	05.5951.40.78	173	05.6207.AP	306	05.6221.40.YU	308	05.6235.40.DA	309	05.6247.40.CB	311
05.5931.40.CB	169	05.5951.40.C6	173	05.6207.AP.CB	306	05.6221.AP	308	05.6235.40.YU	309	05.6247.40.DA	311
05.5931.40.DA	169	05.5951.40.CB	173	05.6207.AP.DA	306	05.6221.AP.CB	308	05.6235.AP	309	05.6247.40.YU	311
05.5931.40.RX	169	05.5951.40.DA	173	05.6210.14	307	05.6221.AP.DA	308	05.6235.AP.CB	309	05.6247.AP	311
05.5931.40.YU	169	05.5951.40.RX	173	05.6210.14.CB	307	05.6222.14	308	05.6235.AP.DA	309	05.6247.AP.CB	311
05.5931.AP	169	05.5951.40.YU	173	05.6210.14.DA	307	05.6222.14.CB	308	05.6236.14	309	05.6247.AP.DA	311
05.5931.AP.1V	169	05.5951.AP	173	05.6210.40	307	05.6222.14.DA	308	05.6236.14.CB	309	05.6250.14	312
05.5931.AP.CB	169	05.5951.AP.1V	173	05.6210.40.78	307	05.6222.40	308	05.6236.14.DA	309	05.6250.14.CB	312
05.5931.AP.DA	169	05.5951.AP.CB	173	05.6210.40.C6	307	05.6222.40.78	308	05.6236.40	309	05.6250.14.DA	312
05.5932.14	169	05.5951.AP.DA	173	05.6210.40.CB	307	05.6222.40.C6	308	05.6236.40.78	309	05.6250.40	312
05.5932.14.1V	169	05.5952.14	173	05.6210.40.DA	307	05.6222.40.CB	308	05.6236.40.C6	309	05.6250.40.78	312
05.5932.14.CB	169	05.5952.14.1V	173	05.6210.40.YU	307	05.6222.40.DA	308	05.6236.40.CB	309	05.6250.40.C6	312
05.5932.14.DA	169	05.5952.14.CB	173	05.6210.AP	307	05.6222.40.YU	308	05.6236.40.DA	309	05.6250.40.CB	312
05.5932.40	169	05.5952.14.DA	173	05.6210.AP.CB	307	05.6222.AP	308	05.6236.40.YU	309	05.6250.40.DA	312
05.5932.40.1V	169	05.5952.40	173	05.6210.AP.DA	307	05.6222.AP.CB	308	05.6236.AP	309	05.6250.40.YU	312
05.5932.40.78	169	05.5952.40.1V	173	05.6211.14	307	05.6222.AP.DA	308	05.6236.AP.CB	309	05.6250.AP	312
05.5932.40.C6	169	05.5952.40.78	173	05.6211.14.CB	307	05.6225.14	308	05.6236.AP.DA	309	05.6250.AP.CB	312
05.5932.40.CB	169	05.5952.40.C6	173	05.6211.14.DA	307	05.6225.14.CB	308	05.6237.14	309	05.6250.AP.DA	312
05.5932.40.DA	169	05.5952.40.CB	173	05.6211.40	307	05.6225.14.DA	308	05.6237.14.CB	309	05.6251.14	312
05.5932.40.RX	169	05.5952.40.DA	173	05.6211.40.78	307	05.6225.40	308	05.6237.14.DA	309	05.6251.14.CB	312
05.5932.40.YU	169	05.5952.40.RX	173	05.6211.40.C6	307	05.6225.40.78	308	05.6237.40	309	05.6251.14.DA	312
05.5932.AP	169	05.5952.40.YU	173	05.6211.40.CB	307	05.6225.40.C6	308	05.6237.40.78	309	05.6251.40	312
05.5932.AP.1V	169	05.5952.AP	173	05.6211.40.DA	307	05.6225.40.CB	308	05.6237.40.C6	309	05.6251.40.78	312
05.5932.AP.CB	169	05.5952.AP.1V	173	05.6211.40.YU	307	05.6225.40.DA	308	05.6237.40.CB	309	05.6251.40.C6	312
05.5932.AP.DA	169	05.5952.AP.CB	173	05.6211.AP	307	05.6225.40.YU	308	05.6237.40.DA	309	05.6251.40.CB	312
05.5940.14	171	05.5952.AP.DA	173	05.6211.AP.CB	307	05.6225.AP	308	05.6237.40.YU	309	05.6251.40.DA	312
05.5940.14.1V	171	05.6200.14	306	05.6211.AP.DA	307	05.6225.AP.CB	308	05.6237.AP	309	05.6251.40.YU	312
05.5940.14.CB	171	05.6200.14.CB	306	05.6212.14	307	05.6225.AP.DA	308	05.6237.AP.CB	309	05.6251.AP	312
05.5940.14.DA	171	05.6200.14.DA	306	05.6212.14.CB	307	05.6226.14	308	05.6237.AP.DA	309	05.6251.AP.CB	312
05.5940.40	171	05.6200.40	306	05.6212.14.DA	307	05.6226.14.CB	308	05.6240.14	310	05.6251.AP.DA	312
05.5940.40.1V	171	05.6200.40.78	306	05.6212.40	307	05.6226.14.DA	308	05.6240.14.CB	310	05.6252.14	312
05.5940.40.78	171	05.6200.40.C6	306	05.6212.40.78	307	05.6226.40	308	05.6240.14.DA	310	05.6252.14.CB	312
05.5940.40.C6	171	05.6200.40.CB	306	05.6212.40.C6	307	05.6226.40.78	308	05.6240.40	310	05.6252.14.DA	312
05.5940.40.CB	171	05.6200.40.DA	306	05.6212.40.CB	307	05.6226.40.C6	308	05.6240.40.78	310	05.6252.40	312
05.5940.40.DA	171	05.6200.40.YU	306	05.6212.40.DA	307	05.6226.40.CB	308	05.6240.40.C6	310	05.6252.40.78	312
05.5940.40.RX	171	05.6200.AP	306	05.6212.40.YU	307	05.6226.40.DA	308	05.6240.40.CB	310	05.6252.40.C6	312
05.5940.40.YU	171	05.6200.AP.CB	306	05.6212.AP	307	05.6226.40.YU	308	05.6240.40.DA	310	05.6252.40.CB	312
05.5940.AP	171	05.6200.AP.DA	306	05.6212.AP.CB	307	05.6226.AP	308	05.6240.40.YU	310	05.6252.40.DA	312
05.5940.AP.1V	171	05.6201.14	306	05.6212.AP.DA	307	05.6226.AP.CB	308	05.6240.AP	310	05.6252.40.YU	312
05.5940.AP.CB	171	05.6201.14.CB	306	05.6215.14	307	05.6226.AP.DA	308	05.6240.AP.CB	310	05.6252.AP	312
05.5940.AP.DA	171	05.6201.14.DA	306	05.6215.14.CB	307	05.6227.14	308	05.6240.AP.DA	310	05.6252.AP.CB	312
05.5941.14	171	05.6201.40	306	05.6215.14.DA	307	05.6227.14.CB	308	05.6241.14	310	05.6252.AP.DA	312
05.5941.14.1V	171	05.6201.40.78	306	05.6215.40	307	05.6227.14.DA	308	05.6241.14.CB	310	05.6255.14	313
05.5941.14.CB	171	05.6201.40.C6	306	05.6215.40.78	307	05.6227.40	308	05.6241.14.DA	310	05.6255.14.CB	313
05.5941.14.DA	171	05.6201.40.CB	306	05.6215.40.C6	307	05.6227.40.78	308	05.6241.40	310	05.6255.14.DA	313
05.5941.40	171	05.6201.40.DA	306	05.6215.40.CB	307	05.6227.40.C6	308	05.6241.40.78	310	05.6255.40	313
05.5941.40.1V	171	05.6201.40.YU	306	05.6215.40.DA	307	05.6227.40.CB	308	05.6241.40.C6	310	05.6255.40.78	313
05.5941.40.78	171	05.6201.AP	306	05.6215.40.YU	307	05.6227.40.DA	308	05.6241.40.CB	310	05.6255.40.C6	313
05.5941.40.C6	171	05.6201.AP.CB	306	05.6215.AP	307	05.6227.40.YU	308	05.6241.40.DA	310	05.6255.40.CB	313
05.5941.40.CB	171	05.6201.AP.DA	306	05.6215.AP.CB	307	05.6227.AP	308	05.6241.40.YU	310	05.6255.40.DA	313
05.5941.40.DA	171	05.6202.14	306	05.6215.AP.DA	307	05.6227.AP.CB	308	05.6241.AP	310	05.6255.40.YU	313
05.5941.40.RX	171	05.6202.14.CB	306	05.6216.14	307	05.6227.AP.DA	308	05.6241.AP.CB	310	05.6255.AP	313
05.5941.40.YU	171	05.6202.14.DA	306	05.6216.14.CB	307	05.6230.14	309	05.6241.AP.DA	310	05.6255.AP.CB	313
05.5941.AP	171	05.6202.40	306	05.6216.14.DA	307	05.6230.14.CB	309	05.6242.14	310	05.6255.AP.DA	313
05.5941.AP.1V	171	05.6202.40.78	306	05.6216.40	307	05.6230.14.DA	309	05.6242.14.CB	310	05.6256.14	313
05.5941.AP.CB	171	05.6202.40.C6	306	05.6216.40.78	307	05.6230.40	309	05.6242.14.DA	310	05.6256.14.CB	313
05.5941.AP.DA	171	05.6202.40.CB	306	05.6216.40.C6	307	05.6230.40.78	309	05.6242.40	310	05.6256.14.DA	313
05.5942.14	171	05.6202.40.DA	306	05.6216.40.CB	307	05.6230.40.C6	309	05.6242.40.78	310	05.6256.40	313
05.5942.14.1V	171	05.6202.40.YU	306	05.6216.40.DA	307	05.6230.40.CB	309	05.6242.40.C6	310	05.6256.40.78	313
05.5942.14.CB	171	05.6202.AP	306	05.6216.40.YU	307	05.6230.40.DA	309	05.6242.40.CB	310	05.6256.40.C6	313
05.5942.14.DA	171	05.6202.AP.CB	306	05.6216.AP	307	05.6230.40.YU	309	05.6242.40.DA	310	05.6256.40.CB	313
05.5942.40	171	05.6202.AP.DA	306	05.6216.AP.CB	307	05.6230.AP	309	05.6242.40.YU	310	05.6256.40.DA	313
05.5942.40.1V	171	05.6205.14	306	05.6216.AP.DA	307	05.6230.AP.CB	309	05.6242.AP	310	05.6256.40.YU	313
05.5942.40.78	171	05.6205.14.CB	306	05.6217.14	307	05.6230.AP.DA	309	05.6242.AP.CB	310	05.6256.AP	313
05.5942.40.C6	171	05.6205.14.DA	306	05.6217.14.CB	307	05.6231.14	309	05.6242.AP.DA	310	05.6256.AP.CB	313

QUICK SEARCH OF PRODUCT

Ref.	Page
05.6256.AP.DA	313
05.6257.14	313
05.6257.14.CB	313
05.6257.14.DA	313
05.6257.40	313
05.6257.40.78	313
05.6257.40.C6	313
05.6257.40.CB	313
05.6257.40.DA	313
05.6257.40.YU	313
05.6257.AP	313
05.6257.AP.CB	313
05.6257.AP.DA	313
05.6260.14	314
05.6260.14.CB	314
05.6260.14.DA	314
05.6260.40	314
05.6260.40.78	314
05.6260.40.C6	314
05.6260.40.CB	314
05.6260.40.DA	314
05.6260.40.YU	314
05.6260.AP	314
05.6260.AP.CB	314
05.6260.AP.DA	314
05.6261.14	314
05.6261.14.CB	314
05.6261.14.DA	314
05.6261.40	314
05.6261.40.78	314
05.6261.40.C6	314
05.6261.40.CB	314
05.6261.40.DA	314
05.6261.40.YU	314
05.6261.AP	314
05.6261.AP.CB	314
05.6261.AP.DA	314
05.6262.14	314
05.6262.14.CB	314
05.6262.14.DA	314
05.6262.40	314
05.6262.40.78	314
05.6262.40.C6	314
05.6262.40.CB	314
05.6262.40.DA	314
05.6262.40.YU	314
05.6262.AP	314
05.6262.AP.CB	314
05.6262.AP.DA	314
05.6265.14	315
05.6265.14.CB	315
05.6265.14.DA	315
05.6265.40	315
05.6265.40.78	315
05.6265.40.C6	315
05.6265.40.CB	315
05.6265.40.DA	315
05.6265.40.YU	315
05.6265.AP	315
05.6265.AP.CB	315
05.6265.AP.DA	315
05.6266.14	315
05.6266.14.CB	315
05.6266.14.DA	315
05.6266.40	315
05.6266.40.78	315
05.6266.40.C6	315
05.6266.40.CB	315
05.6266.40.DA	315
05.6266.40.YU	315
05.6266.AP	315
05.6266.AP.CB	315
05.6266.AP.DA	315
05.6267.14	315
05.6267.14.CB	315
05.6267.14.DA	315
05.6267.40	315
05.6267.40.78	315
05.6267.40.C6	315
05.6267.40.CB	315
05.6267.40.DA	315
05.6267.40.YU	315
05.6267.AP	315
05.6267.AP.CB	315
05.6267.AP.DA	315
05.6270.14	316
05.6270.14.CB	316
05.6270.14.DA	316
05.6270.40	316
05.6270.40.78	316
05.6270.40.C6	316
05.6270.40.CB	316
05.6270.40.DA	316
05.6270.40.YU	316
05.6270.AP	316

Ref.	Page
05.6270.AP.CB	316
05.6270.AP.DA	316
05.6271.14	316
05.6271.14.CB	316
05.6271.14.DA	316
05.6271.40	316
05.6271.40.78	316
05.6271.40.C6	316
05.6271.40.CB	316
05.6271.40.DA	316
05.6271.40.YU	316
05.6271.AP	316
05.6271.AP.CB	316
05.6271.AP.DA	316
05.6272.14	316
05.6272.14.CB	316
05.6272.14.DA	316
05.6272.40	316
05.6272.40.78	316
05.6272.40.C6	316
05.6272.40.CB	316
05.6272.40.DA	316
05.6272.40.YU	316
05.6272.AP	316
05.6272.AP.CB	316
05.6272.AP.DA	316
05.6275.14	317
05.6275.14.CB	317
05.6275.14.DA	317
05.6275.40	317
05.6275.40.78	317
05.6275.40.C6	317
05.6275.40.CB	317
05.6275.40.DA	317
05.6275.40.YU	317
05.6275.AP	317
05.6275.AP.CB	317
05.6275.AP.DA	317
05.6276.14	317
05.6276.14.CB	317
05.6276.14.DA	317
05.6276.40	317
05.6276.40.78	317
05.6276.40.C6	317
05.6276.40.CB	317
05.6276.40.DA	317
05.6276.40.YU	317
05.6276.AP	317
05.6276.AP.CB	317
05.6276.AP.DA	317
05.6277.14	317
05.6277.14.CB	317
05.6277.14.DA	317
05.6277.40	317
05.6277.40.78	317
05.6277.40.C6	317
05.6277.40.CB	317
05.6277.40.DA	317
05.6277.40.YU	317
05.6277.AP	317
05.6277.AP.CB	317
05.6277.AP.DA	317
05.6280.14	230
05.6280.14	318
05.6280.14.DA	230
05.6280.14.DA	318
05.6280.40	230
05.6280.40	318
05.6280.40.78	230
05.6280.40.78	318
05.6280.40.DA	230
05.6280.40.DA	318
05.6280.40.YU	230
05.6280.40.YU	318
05.6280.AP	230
05.6280.AP	318
05.6280.AP.DA	230
05.6280.AP.DA	318
05.6281.14	230
05.6281.14	318
05.6281.14.DA	230
05.6281.14.DA	318
05.6281.40	230
05.6281.40	318
05.6281.40.78	230
05.6281.40.78	318
05.6281.40.DA	230
05.6281.40.DA	318
05.6281.40.YU	230
05.6281.40.YU	318
05.6281.AP	230
05.6281.AP	318
05.6281.AP.DA	230
05.6281.AP.DA	318
05.6282.14	230

Ref.	Page
05.6282.14	318
05.6282.14.DA	230
05.6282.14.DA	318
05.6282.40	230
05.6282.40	318
05.6282.40.78	230
05.6282.40.78	318
05.6282.40.DA	230
05.6282.40.DA	318
05.6282.40.YU	230
05.6282.40.YU	318
05.6282.AP	230
05.6282.AP	318
05.6282.AP.DA	230
05.6282.AP.DA	318
05.6285.14	230
05.6285.14	319
05.6285.14.DA	230
05.6285.14.DA	319
05.6285.40	230
05.6285.40	319
05.6285.40.78	230
05.6285.40.78	319
05.6285.40.DA	230
05.6285.40.DA	319
05.6285.40.YU	230
05.6285.40.YU	319
05.6285.AP	230
05.6285.AP	319
05.6285.AP.DA	230
05.6285.AP.DA	319
05.6286.14	230
05.6286.14	319
05.6286.14.DA	230
05.6286.14.DA	319
05.6286.40	230
05.6286.40	319
05.6286.40.78	230
05.6286.40.78	319
05.6286.40.DA	230
05.6286.40.DA	319
05.6286.40.YU	230
05.6286.40.YU	319
05.6286.AP	230
05.6286.AP	319
05.6286.AP.DA	230
05.6286.AP.DA	319
05.6287.14	230
05.6287.14	319
05.6287.14.DA	230
05.6287.14.DA	319
05.6287.40	230
05.6287.40	319
05.6287.40.78	230
05.6287.40.78	319
05.6287.40.DA	230
05.6287.40.DA	319
05.6287.40.YU	230
05.6287.40.YU	319
05.6287.AP	230
05.6287.AP	319
05.6287.AP.DA	230
05.6287.AP.DA	319
05.6290.14	231
05.6290.14	320
05.6290.14.DA	231
05.6290.14.DA	320
05.6290.40	231
05.6290.40	320
05.6290.40.78	231
05.6290.40.78	320
05.6290.40.DA	231
05.6290.40.DA	320
05.6290.40.YU	231
05.6290.40.YU	320
05.6290.AP	231
05.6290.AP	320
05.6290.AP.DA	231
05.6290.AP.DA	320
05.6291.14	231
05.6291.14	320
05.6291.14.DA	231
05.6291.14.DA	320
05.6291.40	231
05.6291.40	320
05.6291.40.78	231
05.6291.40.78	320
05.6291.40.DA	231
05.6291.40.DA	320
05.6291.40.YU	231
05.6291.40.YU	320
05.6291.AP	231
05.6291.AP	320
05.6291.AP.DA	231
05.6291.AP.DA	320

Ref.	Page
05.6292.14	231
05.6292.14	320
05.6292.14.DA	231
05.6292.14.DA	320
05.6292.40	231
05.6292.40	320
05.6292.40.78	231
05.6292.40.78	320
05.6292.40.DA	231
05.6292.40.DA	320
05.6292.40.YU	231
05.6292.40.YU	320
05.6292.AP	231
05.6292.AP	320
05.6292.AP.DA	231
05.6292.AP.DA	320
05.6295.14	231
05.6295.14	321
05.6295.14.DA	231
05.6295.14.DA	321
05.6295.40	231
05.6295.40	321
05.6295.40.78	231
05.6295.40.78	321
05.6295.40.DA	231
05.6295.40.DA	321
05.6295.40.YU	231
05.6295.40.YU	321
05.6295.AP	231
05.6295.AP	321
05.6295.AP.DA	231
05.6295.AP.DA	321
05.6296.14	231
05.6296.14	321
05.6296.14.DA	231
05.6296.14.DA	321
05.6296.40	231
05.6296.40	321
05.6296.40.78	231
05.6296.40.78	321
05.6296.40.DA	231
05.6296.40.DA	321
05.6296.40.YU	231
05.6296.40.YU	321
05.6296.AP	231
05.6296.AP	321
05.6296.AP.DA	231
05.6296.AP.DA	321
05.6297.14	231
05.6297.14	321
05.6297.14.DA	231
05.6297.14.DA	321
05.6297.40	231
05.6297.40	321
05.6297.40.78	231
05.6297.40.78	321
05.6297.40.DA	231
05.6297.40.DA	321
05.6297.40.YU	231
05.6297.40.YU	321
05.6297.AP	231
05.6297.AP	321
05.6297.AP.DA	231
05.6297.AP.DA	321
05.6300.14	232
05.6300.14	322
05.6300.14.DA	232
05.6300.14.DA	322
05.6300.40	232
05.6300.40	322
05.6300.40.78	232
05.6300.40.78	322
05.6300.40.DA	232
05.6300.40.DA	322
05.6300.40.YU	232
05.6300.40.YU	322
05.6300.AP	232
05.6300.AP	322
05.6300.AP.DA	232
05.6300.AP.DA	322
05.6301.14	232
05.6301.14	322
05.6301.14.DA	232
05.6301.14.DA	322
05.6301.40	232
05.6301.40	322
05.6301.40.78	232
05.6301.40.78	322
05.6301.40.DA	232
05.6301.40.DA	322
05.6301.40.YU	232
05.6301.40.YU	322
05.6301.AP	232
05.6301.AP	322
05.6301.AP.DA	232

Ref.	Page
05.6301.AP.DA	322
05.6302.14	232
05.6302.14	322
05.6302.14.DA	232
05.6302.14.DA	322
05.6302.40	232
05.6302.40	322
05.6302.40.78	232
05.6302.40.78	322
05.6302.40.DA	232
05.6302.40.DA	322
05.6302.40.YU	232
05.6302.40.YU	322
05.6302.AP	232
05.6302.AP	322
05.6302.AP.DA	232
05.6302.AP.DA	322
05.6305.14	232
05.6305.14	323
05.6305.14.DA	232
05.6305.14.DA	323
05.6305.40	232
05.6305.40	323
05.6305.40.78	232
05.6305.40.78	323
05.6305.40.DA	232
05.6305.40.DA	323
05.6305.40.YU	232
05.6305.40.YU	323
05.6305.AP	232
05.6305.AP	323
05.6305.AP.DA	232
05.6305.AP.DA	323
05.6306.14	232
05.6306.14	323
05.6306.14.DA	232
05.6306.14.DA	323
05.6306.40	232
05.6306.40	323
05.6306.40.78	232
05.6306.40.78	323
05.6306.40.DA	232
05.6306.40.DA	323
05.6306.40.YU	232
05.6306.40.YU	323
05.6306.AP	232
05.6306.AP	323
05.6306.AP.DA	232
05.6306.AP.DA	323
05.6307.14	232
05.6307.14	323
05.6307.14.DA	232
05.6307.14.DA	323
05.6307.40	232
05.6307.40	323
05.6307.40.78	232
05.6307.40.78	323
05.6307.40.DA	232
05.6307.40.DA	323
05.6307.40.YU	232
05.6307.40.YU	323
05.6307.AP	232
05.6307.AP	323
05.6307.AP.DA	232
05.6307.AP.DA	323
05.6310.14	233
05.6310.14	324
05.6310.14.DA	233
05.6310.14.DA	324
05.6310.40	233
05.6310.40	324
05.6310.40.78	233
05.6310.40.78	324
05.6310.40.DA	233
05.6310.40.DA	324
05.6310.40.YU	233
05.6310.40.YU	324
05.6310.AP	233
05.6310.AP	324
05.6310.AP.DA	233
05.6310.AP.DA	324
05.6311.14	233
05.6311.14	324
05.6311.14.DA	233
05.6311.14.DA	324
05.6311.40	233
05.6311.40	324
05.6311.40.78	233
05.6311.40.78	324
05.6311.40.DA	233
05.6311.40.DA	324
05.6311.40.YU	233
05.6311.40.YU	324
05.6311.AP	233
05.6311.AP	324

Ref.	Page
05.6311.AP.DA	233
05.6311.AP.DA	324
05.6312.14	233
05.6312.14	324
05.6312.14.DA	233
05.6312.14.DA	324
05.6312.40	233
05.6312.40	324
05.6312.40.78	233
05.6312.40.78	324
05.6312.40.DA	233
05.6312.40.DA	324
05.6312.40.YU	233
05.6312.40.YU	324
05.6312.AP	233
05.6312.AP	324
05.6312.AP.DA	233
05.6312.AP.DA	324
05.6315.14	233
05.6315.14	325
05.6315.14.DA	233
05.6315.14.DA	325
05.6315.40	233
05.6315.40	325
05.6315.40.78	233
05.6315.40.78	325
05.6315.40.DA	233
05.6315.40.DA	325
05.6315.40.YU	233
05.6315.40.YU	325
05.6315.AP	233
05.6315.AP	325
05.6315.AP.DA	233
05.6315.AP.DA	325
05.6316.14	233
05.6316.14	325
05.6316.14.DA	233
05.6316.14.DA	325
05.6316.40	233
05.6316.40	325
05.6316.40.78	233
05.6316.40.78	325
05.6316.40.DA	233
05.6316.40.DA	325
05.6316.40.YU	233
05.6316.40.YU	325
05.6316.AP	233
05.6316.AP	325
05.6316.AP.DA	233
05.6316.AP.DA	325
05.6317.14	233
05.6317.14	325
05.6317.14.DA	233
05.6317.14.DA	325
05.6317.40	233
05.6317.40	325
05.6317.40.78	233
05.6317.40.78	325
05.6317.40.DA	233
05.6317.40.DA	325
05.6317.40.YU	233
05.6317.40.YU	325
05.6317.AP	233
05.6317.AP	325
05.6317.AP.DA	233
05.6317.AP.DA	325
05.6320.14	326
05.6320.14.CB	326
05.6320.40	326
05.6320.40.78	326
05.6320.40.C6	326
05.6320.40.CB	326
05.6320.AP	326
05.6320.AP.CB	326
05.6321.14	326
05.6321.14.CB	326
05.6321.40	326
05.6321.40.78	326
05.6321.40.C6	326
05.6321.40.CB	326
05.6321.AP	326
05.6321.AP.CB	326
05.6322.14	326
05.6322.14.CB	326
05.6322.40	326
05.6322.40.78	326
05.6322.40.C6	326
05.6322.40.CB	326
05.6322.AP	326
05.6322.AP.CB	326
05.6325.14	327
05.6325.14.CB	327
05.6325.40	327
05.6325.40.78	327
05.6325.40.C6	327

QUICK SEARCH OF PRODUCT

Ref.	Page	Ref.	Page	Ref.	Page	Ref.	Page	Ref.	Page	Ref.	Page
05.6325.40.CB	327	05.6345.40.C6	331	05.6370.AP.CB	335	05.6395.40.C6	339	05.6421.40.DA	166	05.6431.40.CB	168
05.6325.AP	327	05.6345.40.CB	331	05.6371.14.CB	335	05.6395.40.CB	339	05.6421.40.RX	166	05.6431.40.DA	168
05.6325.AP.CB	327	05.6345.AP	331	05.6371.40.C6	335	05.6395.40.DA	339	05.6421.40.YU	166	05.6431.40.RX	168
05.6326.14	327	05.6345.AP.CB	331	05.6371.40.CB	335	05.6395.40.YU	339	05.6421.AP	166	05.6431.40.YU	168
05.6326.14.CB	327	05.6346.14	331	05.6371.AP.CB	335	05.6395.AP.CB	339	05.6421.AP.1V	166	05.6431.AP	168
05.6326.40	327	05.6346.14.CB	331	05.6372.14.CB	335	05.6395.AP.DA	339	05.6421.AP.CB	166	05.6431.AP.1V	168
05.6326.40.78	327	05.6346.40	331	05.6372.40.C6	335	05.6396.14.CB	339	05.6421.AP.DA	166	05.6431.AP.CB	168
05.6326.40.C6	327	05.6346.40.78	331	05.6372.40.CB	335	05.6396.14.DA	339	05.6422.14	166	05.6431.AP.DA	168
05.6326.40.CB	327	05.6346.40.C6	331	05.6372.AP.CB	335	05.6396.40.C6	339	05.6422.14.1V	166	05.6432.14	168
05.6326.AP	327	05.6346.40.CB	331	05.6375.14.CB	335	05.6396.40.CB	339	05.6422.14.CB	166	05.6432.14.1V	168
05.6326.AP.CB	327	05.6346.AP	331	05.6375.40.C6	335	05.6396.40.DA	339	05.6422.14.DA	166	05.6432.14.CB	168
05.6327.14	327	05.6346.AP.CB	331	05.6375.40.CB	335	05.6396.40.YU	339	05.6422.40	166	05.6432.14.DA	168
05.6327.14.CB	327	05.6347.14	331	05.6375.AP.CB	335	05.6396.AP.CB	339	05.6422.40.1V	166	05.6432.40	168
05.6327.40	327	05.6347.14.CB	331	05.6376.14.CB	335	05.6396.AP.DA	339	05.6422.40.78	166	05.6432.40.1V	168
05.6327.40.78	327	05.6347.40	331	05.6376.40.C6	335	05.6397.14.CB	339	05.6422.40.C6	166	05.6432.40.78	168
05.6327.40.C6	327	05.6347.40.78	331	05.6376.40.CB	335	05.6397.14.DA	339	05.6422.40.CB	166	05.6432.40.C6	168
05.6327.40.CB	327	05.6347.40.C6	331	05.6376.AP.CB	335	05.6397.40.C6	339	05.6422.40.DA	166	05.6432.40.CB	168
05.6327.AP	327	05.6347.40.CB	331	05.6377.14.CB	335	05.6397.40.CB	339	05.6422.40.RX	166	05.6432.40.DA	168
05.6327.AP.CB	327	05.6347.AP	331	05.6377.40.C6	335	05.6397.40.DA	339	05.6422.40.YU	166	05.6432.40.RX	168
05.6330.14	328	05.6347.AP.CB	331	05.6377.40.CB	335	05.6397.40.YU	339	05.6422.AP	166	05.6432.40.YU	168
05.6330.14.CB	328	05.6350.14	332	05.6377.AP.CB	335	05.6397.AP.CB	339	05.6422.AP.1V	166	05.6432.AP	168
05.6330.40	328	05.6350.14.CB	332	05.6380.14.CB	336	05.6397.AP.DA	339	05.6422.AP.CB	166	05.6432.AP.1V	168
05.6330.40.78	328	05.6350.40	332	05.6380.14.DA	336	05.6400.14.CB	340	05.6422.AP.DA	166	05.6432.AP.CB	168
05.6330.40.C6	328	05.6350.40.78	332	05.6380.40.C6	336	05.6400.40.C6	340	05.6425.14	167	05.6432.AP.DA	168
05.6330.40.CB	328	05.6350.40.C6	332	05.6380.40.CB	336	05.6400.40.CB	340	05.6425.14.1V	167	05.6435.14	169
05.6330.AP	328	05.6350.40.CB	332	05.6380.40.DA	336	05.6400.AP.CB	340	05.6425.14.CB	167	05.6435.14.1V	169
05.6330.AP.CB	328	05.6350.AP	332	05.6380.40.YU	336	05.6401.14.CB	340	05.6425.14.DA	167	05.6435.14.CB	169
05.6331.14	328	05.6350.AP.CB	332	05.6380.AP.CB	336	05.6401.40.C6	340	05.6425.40	167	05.6435.14.DA	169
05.6331.14.CB	328	05.6351.14	332	05.6380.AP.DA	336	05.6401.40.CB	340	05.6425.40.1V	167	05.6435.40	169
05.6331.40	328	05.6351.14.CB	332	05.6381.14.CB	336	05.6401.AP.CB	340	05.6425.40.78	167	05.6435.40.1V	169
05.6331.40.78	328	05.6351.40	332	05.6381.14.DA	336	05.6402.14.CB	340	05.6425.40.C6	167	05.6435.40.78	169
05.6331.40.C6	328	05.6351.40.78	332	05.6381.40.C6	336	05.6402.40.C6	340	05.6425.40.CB	167	05.6435.40.C6	169
05.6331.40.CB	328	05.6351.40.C6	332	05.6381.40.CB	336	05.6402.40.CB	340	05.6425.40.DA	167	05.6435.40.CB	169
05.6331.AP	328	05.6351.40.CB	332	05.6381.40.DA	336	05.6402.AP.CB	340	05.6425.40.RX	167	05.6435.40.DA	169
05.6331.AP.CB	328	05.6351.AP	332	05.6381.40.YU	336	05.6405.14.CB	340	05.6425.40.YU	167	05.6435.40.RX	169
05.6332.14	328	05.6351.AP.CB	332	05.6381.AP.CB	336	05.6405.40.C6	340	05.6425.AP	167	05.6435.40.YU	169
05.6332.14.CB	328	05.6352.14	332	05.6381.AP.DA	336	05.6405.40.CB	340	05.6425.AP.1V	167	05.6435.AP	169
05.6332.40	328	05.6352.14.CB	332	05.6382.14.CB	336	05.6405.AP.CB	340	05.6425.AP.CB	167	05.6435.AP.1V	169
05.6332.40.78	328	05.6352.40	332	05.6382.14.DA	336	05.6406.14.CB	340	05.6425.AP.DA	167	05.6435.AP.CB	169
05.6332.40.C6	328	05.6352.40.78	332	05.6382.40.C6	336	05.6406.40.C6	340	05.6426.14	167	05.6435.AP.DA	169
05.6332.40.CB	328	05.6352.40.C6	332	05.6382.40.CB	336	05.6406.40.CB	340	05.6426.14.1V	167	05.6436.14	169
05.6332.AP	328	05.6352.40.CB	332	05.6382.40.DA	336	05.6406.AP.CB	340	05.6426.14.CB	167	05.6436.14.1V	169
05.6332.AP.CB	328	05.6352.AP	332	05.6382.40.YU	336	05.6407.14.CB	340	05.6426.14.DA	167	05.6436.14.CB	169
05.6335.14	329	05.6352.AP.CB	332	05.6382.AP.CB	336	05.6407.40.C6	340	05.6426.40	167	05.6436.14.DA	169
05.6335.14.CB	329	05.6355.14	333	05.6382.AP.DA	336	05.6407.40.CB	340	05.6426.40.1V	167	05.6436.40	169
05.6335.40	329	05.6355.14.CB	333	05.6385.14.CB	337	05.6407.AP.CB	340	05.6426.40.78	167	05.6436.40.1V	169
05.6335.40.78	329	05.6355.40	333	05.6385.14.DA	337	05.6410.14.CB	341	05.6426.40.C6	167	05.6436.40.78	169
05.6335.40.C6	329	05.6355.40.78	333	05.6385.40.C6	337	05.6410.40.C6	341	05.6426.40.CB	167	05.6436.40.C6	169
05.6335.40.CB	329	05.6355.40.C6	333	05.6385.40.CB	337	05.6410.40.CB	341	05.6426.40.DA	167	05.6436.40.CB	169
05.6335.AP	329	05.6355.40.CB	333	05.6385.40.DA	337	05.6410.AP.CB	341	05.6426.40.RX	167	05.6436.40.DA	169
05.6335.AP.CB	329	05.6355.AP	333	05.6385.40.YU	337	05.6411.14.CB	341	05.6426.40.YU	167	05.6436.40.RX	169
05.6336.14	329	05.6355.AP.CB	333	05.6385.AP.CB	337	05.6411.40.C6	341	05.6426.AP	167	05.6436.40.YU	169
05.6336.14.CB	329	05.6356.14	333	05.6385.AP.DA	337	05.6411.40.CB	341	05.6426.AP.1V	167	05.6436.AP	169
05.6336.40	329	05.6356.14.CB	333	05.6386.14.CB	337	05.6411.AP.CB	341	05.6426.AP.CB	167	05.6436.AP.1V	169
05.6336.40.78	329	05.6356.40	333	05.6386.14.DA	337	05.6412.14.CB	341	05.6426.AP.DA	167	05.6436.AP.CB	169
05.6336.40.C6	329	05.6356.40.78	333	05.6386.40.C6	337	05.6412.40.C6	341	05.6427.14	167	05.6436.AP.DA	169
05.6336.40.CB	329	05.6356.40.C6	333	05.6386.40.CB	337	05.6412.40.CB	341	05.6427.14.1V	167	05.6437.14	169
05.6336.AP	329	05.6356.40.CB	333	05.6386.40.DA	337	05.6412.AP.CB	341	05.6427.14.CB	167	05.6437.14.1V	169
05.6336.AP.CB	329	05.6356.AP	333	05.6386.40.YU	337	05.6415.14.CB	341	05.6427.14.DA	167	05.6437.14.CB	169
05.6337.14	329	05.6356.AP.CB	333	05.6386.AP.CB	337	05.6415.40.C6	341	05.6427.40	167	05.6437.14.DA	169
05.6337.14.CB	329	05.6357.14	333	05.6386.AP.DA	337	05.6415.40.CB	341	05.6427.40.1V	167	05.6437.40	169
05.6337.40	329	05.6357.14.CB	333	05.6387.14.CB	337	05.6415.AP.CB	341	05.6427.40.78	167	05.6437.40.1V	169
05.6337.40.78	329	05.6357.40	333	05.6387.14.DA	337	05.6416.14.CB	341	05.6427.40.C6	167	05.6437.40.78	169
05.6337.40.C6	329	05.6357.40.78	333	05.6387.40.C6	337	05.6416.40.C6	341	05.6427.40.CB	167	05.6437.40.C6	169
05.6337.40.CB	329	05.6357.40.C6	333	05.6387.40.CB	337	05.6416.40.CB	341	05.6427.40.DA	167	05.6437.40.CB	169
05.6337.AP	329	05.6357.40.CB	333	05.6387.40.DA	337	05.6416.AP.CB	341	05.6427.40.RX	167	05.6437.40.DA	169
05.6337.AP.CB	329	05.6357.AP	333	05.6387.40.YU	337	05.6417.14.CB	341	05.6427.40.YU	167	05.6437.40.RX	169
05.6340.14	330	05.6357.AP.CB	333	05.6387.AP.CB	337	05.6417.40.C6	341	05.6427.AP	167	05.6437.40.YU	169
05.6340.14.CB	330	05.6360.14.CB	334	05.6387.AP.DA	337	05.6417.40.CB	341	05.6427.AP.1V	167	05.6437.AP	169
05.6340.40	330	05.6360.40.C6	334	05.6390.14.CB	338	05.6417.AP.CB	341	05.6427.AP.CB	167	05.6437.AP.1V	169
05.6340.40.78	330	05.6360.40.CB	334	05.6390.14.DA	338	05.6420.14	166	05.6427.AP.DA	167	05.6437.AP.CB	169
05.6340.40.C6	330	05.6360.AP.CB	334	05.6390.40.C6	338	05.6420.14.1V	166	05.6430.14	168	05.6437.AP.DA	169
05.6340.40.CB	330	05.6361.14.CB	334	05.6390.40.CB	338	05.6420.14.CB	166	05.6430.14.1V	168	05.6440.14	170
05.6340.AP	330	05.6361.40.C6	334	05.6390.40.DA	338	05.6420.14.DA	166	05.6430.14.CB	168	05.6440.14.1V	170
05.6340.AP.CB	330	05.6361.40.CB	334	05.6390.40.YU	338	05.6420.40	166	05.6430.14.DA	168	05.6440.14.CB	170
05.6341.14	330	05.6361.AP.CB	334	05.6390.AP.CB	338	05.6420.40.1V	166	05.6430.40	168	05.6440.14.DA	170
05.6341.14.CB	330	05.6362.14.CB	334	05.6390.AP.DA	338	05.6420.40.78	166	05.6430.40.1V	168	05.6440.40	170
05.6341.40	330	05.6362.40.C6	334	05.6391.14.CB	338	05.6420.40.C6	166	05.6430.40.78	168	05.6440.40.1V	170
05.6341.40.78	330	05.6362.40.CB	334	05.6391.14.DA	338	05.6420.40.CB	166	05.6430.40.C6	168	05.6440.40.78	170
05.6341.40.C6	330	05.6362.AP.CB	334	05.6391.40.C6	338	05.6420.40.DA	166	05.6430.40.CB	168	05.6440.40.C6	170
05.6341.40.CB	330	05.6365.14.CB	334	05.6391.40.CB	338	05.6420.40.RX	166	05.6430.40.DA	168	05.6440.40.CB	170
05.6341.AP	330	05.6365.40.C6	334	05.6391.40.DA	338	05.6420.40.YU	166	05.6430.40.RX	168	05.6440.40.DA	170
05.6341.AP.CB	330	05.6365.40.CB	334	05.6391.40.YU	338	05.6420.AP	166	05.6430.40.YU	168	05.6440.40.RX	170
05.6342.14	330	05.6365.AP.CB	334	05.6391.AP.CB	338	05.6420.AP.1V	166	05.6430.AP	168	05.6440.40.YU	170
05.6342.14.CB	330	05.6366.14.CB	334	05.6391.AP.DA	338	05.6420.AP.CB	166	05.6430.AP.1V	168	05.6440.AP	170
05.6342.40	330	05.6366.40.C6	334	05.6392.14.CB	338	05.6420.AP.DA	166	05.6430.AP.CB	168	05.6440.AP.1V	170
05.6342.40.78	330	05.6366.40.CB	334	05.6392.14.DA	338	05.6421.14	166	05.6430.AP.DA	168	05.6440.AP.CB	170
05.6342.40.C6	330	05.6366.AP.CB	334	05.6392.40.C6	338	05.6421.14.1V	166	05.6431.14	168	05.6440.AP.DA	170
05.6342.40.CB	330	05.6367.14.CB	334	05.6392.40.CB	338	05.6421.14.CB	166	05.6431.14.1V	168	05.6441.14	170
05.6342.AP	330	05.6367.40.C6	334	05.6392.40.DA	338	05.6421.14.DA	166	05.6431.14.CB	168	05.6441.14.1V	170
05.6342.AP.CB	330	05.6367.40.CB	334	05.6392.40.YU	338	05.6421.40	166	05.6431.14.DA	168	05.6441.14.CB	170
05.6345.14	331	05.6367.AP.CB	334	05.6392.AP.CB	338	05.6421.40.1V	166	05.6431.40	168	05.6441.14.DA	170
05.6345.14.CB	331	05.6370.14.CB	335	05.6392.AP.DA	338	05.6421.40.78	166	05.6431.40.1V	168	05.6441.40	170
05.6345.40	331	05.6370.40.C6	335	05.6395.14.CB	339	05.6421.40.C6	166	05.6431.40.78	168	05.6441.40.1V	170
05.6345.40.78	331	05.6370.40.CB	335	05.6395.14.DA	339	05.6421.40.CB	166	05.6431.40.C6	168	05.6441.40.78	170

QUICK SEARCH OF PRODUCT

Ref.	Page
05.6441.40.C6	170
05.6441.40.CB	170
05.6441.40.DA	170
05.6441.40.RX	170
05.6441.40.YU	170
05.6441.AP	170
05.6441.AP.1V	170
05.6441.AP.CB	170
05.6441.AP.DA	170
05.6442.14	170
05.6442.14.1V	170
05.6442.14.CB	170
05.6442.14.DA	170
05.6442.40	170
05.6442.40.1V	170
05.6442.40.78	170
05.6442.40.C6	170
05.6442.40.CB	170
05.6442.40.DA	170
05.6442.40.RX	170
05.6442.40.YU	170
05.6442.AP	170
05.6442.AP.1V	170
05.6442.AP.CB	170
05.6442.AP.DA	170
05.6445.14	171
05.6445.14.1V	171
05.6445.14.CB	171
05.6445.14.DA	171
05.6445.40	171
05.6445.40.1V	171
05.6445.40.78	171
05.6445.40.C6	171
05.6445.40.CB	171
05.6445.40.DA	171
05.6445.40.RX	171
05.6445.40.YU	171
05.6445.AP	171
05.6445.AP.1V	171
05.6445.AP.CB	171
05.6445.AP.DA	171
05.6446.14	171
05.6446.14.1V	171
05.6446.14.CB	171
05.6446.14.DA	171
05.6446.40	171
05.6446.40.1V	171
05.6446.40.78	171
05.6446.40.C6	171
05.6446.40.CB	171
05.6446.40.DA	171
05.6446.40.RX	171
05.6446.40.YU	171
05.6446.AP	171
05.6446.AP.1V	171
05.6446.AP.CB	171
05.6446.AP.DA	171
05.6447.14	171
05.6447.14.1V	171
05.6447.14.CB	171
05.6447.14.DA	171
05.6447.40	171
05.6447.40.1V	171
05.6447.40.78	171
05.6447.40.C6	171
05.6447.40.CB	171
05.6447.40.DA	171
05.6447.40.RX	171
05.6447.40.YU	171
05.6447.AP	171
05.6447.AP.1V	171
05.6447.AP.CB	171
05.6447.AP.DA	171
05.6450.14	172
05.6450.14.1V	172
05.6450.14.CB	172
05.6450.14.DA	172
05.6450.40	172
05.6450.40.1V	172
05.6450.40.78	172
05.6450.40.C6	172
05.6450.40.CB	172
05.6450.40.DA	172
05.6450.40.RX	172
05.6450.40.YU	172
05.6450.AP	172
05.6450.AP.1V	172
05.6450.AP.CB	172
05.6450.AP.DA	172
05.6451.14	172
05.6451.14.1V	172
05.6451.14.CB	172
05.6451.14.DA	172
05.6451.40	172
05.6451.40.1V	172
05.6451.40.78	172
05.6451.40.C6	172
05.6451.40.CB	172
05.6451.40.DA	172
05.6451.40.RX	172
05.6451.40.YU	172
05.6451.AP	172
05.6451.AP.1V	172
05.6451.AP.CB	172
05.6451.AP.DA	172
05.6452.14	172
05.6452.14.1V	172
05.6452.14.CB	172
05.6452.14.DA	172
05.6452.40	172
05.6452.40.1V	172
05.6452.40.78	172
05.6452.40.C6	172
05.6452.40.CB	172
05.6452.40.DA	172
05.6452.40.RX	172
05.6452.40.YU	172
05.6452.AP	172
05.6452.AP.1V	172
05.6452.AP.CB	172
05.6452.AP.DA	172
05.6455.14	173
05.6455.14.1V	173
05.6455.14.CB	173
05.6455.14.DA	173
05.6455.40	173
05.6455.40.1V	173
05.6455.40.78	173
05.6455.40.C6	173
05.6455.40.CB	173
05.6455.40.DA	173
05.6455.40.RX	173
05.6455.40.YU	173
05.6455.AP	173
05.6455.AP.1V	173
05.6455.AP.CB	173
05.6455.AP.DA	173
05.6456.14	173
05.6456.14.1V	173
05.6456.14.CB	173
05.6456.14.DA	173
05.6456.40	173
05.6456.40.1V	173
05.6456.40.78	173
05.6456.40.C6	173
05.6456.40.CB	173
05.6456.40.DA	173
05.6456.40.RX	173
05.6456.40.YU	173
05.6456.AP	173
05.6456.AP.1V	173
05.6456.AP.CB	173
05.6456.AP.DA	173
05.6457.14	173
05.6457.14.1V	173
05.6457.14.CB	173
05.6457.14.DA	173
05.6457.40	173
05.6457.40.1V	173
05.6457.40.78	173
05.6457.40.C6	173
05.6457.40.CB	173
05.6457.40.DA	173
05.6457.40.RX	173
05.6457.40.YU	173
05.6457.AP	173
05.6457.AP.1V	173
05.6457.AP.CB	173
05.6457.AP.DA	173
05.7000.74	579
05.7000.B1	579
05.7000.EQ	579
05.7000.GL	579
05.7001.74	579
05.7001.B1	579
05.7001.EQ	579
05.7001.GL	579
05.7002.74	579
05.7002.B1	579
05.7002.EQ	579
05.7002.GL	579
05.7005.74	579
05.7005.B1	579
05.7005.EQ	579
05.7005.GL	579
05.7006.74	579
05.7006.B1	579
05.7006.EQ	579
05.7006.GL	579
05.7007.74	579
05.7007.B1	579
05.7007.EQ	579
05.7007.GL	579
05.7010.74	581
05.7010.B1	581
05.7010.EQ	581
05.7010.GL	581
05.7011.74	581
05.7011.B1	581
05.7011.EQ	581
05.7011.GL	581
05.7012.74	581
05.7012.B1	581
05.7012.EQ	581
05.7012.GL	581
05.7015.74	581
05.7015.B1	581
05.7015.EQ	581
05.7015.GL	581
05.7016.74	581
05.7016.B1	581
05.7016.EQ	581
05.7016.GL	581
05.7017.74	581
05.7017.B1	581
05.7017.EQ	581
05.7017.GL	581
05.7020.74	583
05.7020.B1	583
05.7020.EQ	583
05.7020.GL	583
05.7021.74	583
05.7021.B1	583
05.7021.EQ	583
05.7021.GL	583
05.7030.74	580
05.7030.B1	580
05.7030.EQ	580
05.7030.GL	580
05.7031.74	580
05.7031.B1	580
05.7031.EQ	580
05.7031.GL	580
05.7035.74	582
05.7035.B1	582
05.7035.EQ	582
05.7035.GL	582
05.7036.74	582
05.7036.B1	582
05.7036.EQ	582
05.7036.GL	582
05.7040.74	584
05.7040.B1	584
05.7040.EQ	584
05.7040.GL	584
05.7041.74	584
05.7041.B1	584
05.7041.EQ	584
05.7041.GL	584
05.7100.74	546
05.7100.B1	546
05.7100.EQ	546
05.7100.GL	546
05.7101.74	546
05.7101.B1	546
05.7101.EQ	546
05.7101.GL	546
05.7102.74	546
05.7102.B1	546
05.7102.EQ	546
05.7102.GL	546
05.7105.74	546
05.7105.B1	546
05.7105.EQ	546
05.7105.GL	546
05.7106.74	546
05.7106.B1	546
05.7106.EQ	546
05.7106.GL	546
05.7107.74	546
05.7107.B1	546
05.7107.EQ	546
05.7107.GL	546
05.7110.74	548
05.7110.B1	548
05.7110.EQ	548
05.7110.GL	548
05.7111.74	548
05.7111.B1	548
05.7111.EQ	548
05.7111.GL	548
05.7112.74	548
05.7112.B1	548
05.7112.EQ	548
05.7112.GL	548
05.7115.74	548
05.7115.B1	548
05.7115.EQ	548
05.7115.GL	548
05.7116.74	548
05.7116.B1	548
05.7116.EQ	548
05.7116.GL	548
05.7117.74	548
05.7117.B1	548
05.7117.EQ	548
05.7117.GL	548
05.7120.74	550
05.7120.B1	550
05.7120.EQ	550
05.7120.GL	550
05.7121.74	550
05.7121.B1	550
05.7121.EQ	550
05.7121.GL	550
05.7130.74	547
05.7130.B1	547
05.7130.EQ	547
05.7130.GL	547
05.7131.74	547
05.7131.B1	547
05.7131.EQ	547
05.7131.GL	547
05.7135.74	549
05.7135.B1	549
05.7135.EQ	549
05.7135.GL	549
05.7136.74	549
05.7136.B1	549
05.7136.EQ	549
05.7136.GL	549
05.7140.74	550
05.7140.B1	550
05.7140.EQ	550
05.7140.GL	550
05.7141.74	550
05.7141.B1	550
05.7141.EQ	550
05.7141.GL	550
05.7150.74	551
05.7150.B1	551
05.7150.EQ	551
05.7150.GL	551
05.7151.74	551
05.7151.B1	551
05.7151.EQ	551
05.7151.GL	551
05.7152.74	551
05.7152.B1	551
05.7152.EQ	551
05.7152.GL	551
05.7155.74	551
05.7155.B1	551
05.7155.EQ	551
05.7155.GL	551
05.7156.74	551
05.7156.B1	551
05.7156.EQ	551
05.7156.GL	551
05.7157.74	551
05.7157.B1	551
05.7157.EQ	551
05.7157.GL	551
05.7200.74	558
05.7200.B1	558
05.7200.EQ	558
05.7200.GL	558
05.7201.74	558
05.7201.B1	558
05.7201.EQ	558
05.7201.GL	558
05.7202.74	558
05.7202.B1	558
05.7202.EQ	558
05.7202.GL	558
05.7205.74	558
05.7205.B1	558
05.7205.EQ	558
05.7205.GL	558
05.7206.74	558
05.7206.B1	558
05.7206.EQ	558
05.7206.GL	558
05.7207.74	558
05.7207.B1	558
05.7207.EQ	558
05.7207.GL	558
05.7210.74	559
05.7210.B1	559
05.7210.EQ	559
05.7210.GL	559
05.7211.74	559
05.7211.B1	559
05.7211.EQ	559
05.7211.GL	559
05.7212.74	559
05.7212.B1	559
05.7212.EQ	559
05.7212.GL	559
05.7215.74	559
05.7215.B1	559
05.7215.EQ	559
05.7215.GL	559
05.7216.74	559
05.7216.B1	559
05.7216.EQ	559
05.7216.GL	559
05.7217.74	559
05.7217.B1	559
05.7217.EQ	559
05.7217.GL	559
05.7300.74	525
05.7300.B1	525
05.7300.EQ	525
05.7300.GL	525
05.7301.74	525
05.7301.B1	525
05.7301.EQ	525
05.7301.GL	525
05.7302.74	525
05.7302.B1	525
05.7302.EQ	525
05.7302.GL	525
05.7305.74	525
05.7305.B1	525
05.7305.EQ	525
05.7305.GL	525
05.7306.74	525
05.7306.B1	525
05.7306.EQ	525
05.7306.GL	525
05.7307.74	525
05.7307.B1	525
05.7307.EQ	525
05.7307.GL	525
05.7310.74	526
05.7310.B1	526
05.7310.EQ	526
05.7310.GL	526
05.7311.74	526
05.7311.B1	526
05.7311.EQ	526
05.7311.GL	526
05.7312.74	526
05.7312.B1	526
05.7312.EQ	526
05.7312.GL	526
05.7315.74	526
05.7315.B1	526
05.7315.EQ	526
05.7315.GL	526
05.7316.74	526
05.7316.B1	526
05.7316.EQ	526
05.7316.GL	526
05.7317.74	526
05.7317.B1	526
05.7317.EQ	526
05.7317.GL	526
05.7400.74	568
05.7400.B1	568
05.7400.EQ	568
05.7400.GL	568
05.7401.74	568
05.7401.B1	568
05.7401.EQ	568
05.7401.GL	568
05.7402.74	568
05.7402.B1	568
05.7402.EQ	568
05.7402.GL	568
05.7403.74	568
05.7403.B1	568
05.7403.EQ	568
05.7403.GL	568
05.7404.74	568
05.7404.B1	568
05.7404.EQ	568
05.7404.GL	568
05.7405.74	568
05.7405.B1	568
05.7405.EQ	568
05.7405.GL	568
05.7406.74	564
05.7406.B1	564
05.7406.EQ	564
05.7406.GL	564
05.7407.74	564
05.7407.B1	564
05.7407.EQ	564
05.7407.GL	564
05.7408.74	564
05.7408.B1	564
05.7408.EQ	564
05.7408.GL	564
05.7409.74	564
05.7409.B1	564
05.7409.EQ	564
05.7409.GL	564
05.7410.74	528
05.7410.B1	528
05.7410.EQ	528
05.7410.GL	528
05.7411.74	528
05.7411.B1	528
05.7411.EQ	528
05.7411.GL	528
05.7412.74	531
05.7412.B1	531
05.7412.EQ	531
05.7412.GL	531
05.7413.74	531
05.7413.B1	531
05.7413.EQ	531
05.7413.GL	531
05.7414.74	535
05.7414.B1	535
05.7414.EQ	535
05.7414.GL	535
05.7415.74	535
05.7415.B1	535
05.7415.EQ	535
05.7415.GL	535
05.7416.74	538
05.7416.B1	538
05.7416.EQ	538
05.7416.GL	538
05.7417.74	538
05.7417.B1	538
05.7417.EQ	538
05.7417.GL	538
05.7420.74	541
05.7420.B1	541
05.7420.EQ	541
05.7420.GL	541
05.7421.74	541
05.7421.B1	541
05.7421.EQ	541
05.7421.GL	541
05.7422.74	543
05.7422.B1	543
05.7422.EQ	543
05.7422.GL	543
05.7423.74	543
05.7423.B1	543
05.7423.EQ	543
05.7423.GL	543
05.7430.74	561
05.7430.B1	561
05.7430.EQ	561
05.7430.GL	561
05.7431.74	561
05.7431.B1	561
05.7431.EQ	561
05.7431.GL	561
05.7432.74	564
05.7432.B1	564
05.7432.EQ	564
05.7432.GL	564
05.7433.74	564
05.7433.B1	564
05.7433.EQ	564
05.7433.GL	564
05.7434.74	574
05.7434.B1	574
05.7434.EQ	574
05.7434.GL	574
05.7435.74	574
05.7435.B1	574
05.7435.EQ	574
05.7435.GL	574
05.7436.74	576
05.7436.B1	576
05.7436.EQ	576
05.7436.GL	576
05.7437.74	576
05.7437.B1	576
05.7437.EQ	576
05.7437.GL	576
05.7438.74	571

QUICK SEARCH OF PRODUCT

Ref.	Page	Ref.	Page	Ref.	Page	Ref.	Page	Ref.	Page	Ref.	Page
05.7438.B1	571	05.7464.74	538	05.7626.GL	554	05.8030.14	489	05.8162.40	500	05.8301.40.1V	506
05.7438.EQ	571	05.7464.B1	538	05.7627.74	555	05.8030.40	489	05.8163.14	500	05.8301.40.CB	506
05.7438.GL	571	05.7464.EQ	538	05.7627.B1	555	05.8031.14	489	05.8163.40	500	05.8301.40.DA	506
05.7439.74	571	05.7464.GL	538	05.7627.EQ	555	05.8031.40	489	05.8165.14	502	05.8301.40.NI	506
05.7439.B1	571	05.7465.74	538	05.7627.GL	555	05.8032.14	489	05.8165.40	502	05.8302.14.1V	506
05.7439.EQ	571	05.7465.B1	538	05.7628.74	555	05.8032.40	489	05.8166.14	502	05.8302.14.CB	506
05.7439.GL	571	05.7465.EQ	538	05.7628.B1	555	05.8033.14	490	05.8166.40	502	05.8302.14.DA	506
05.7440.74	561	05.7465.GL	538	05.7628.EQ	555	05.8033.40	490	05.8167.14	502	05.8302.14.NI	506
05.7440.B1	561	05.7600.74	554	05.7628.GL	555	05.8034.14	490	05.8167.40	502	05.8302.40.1V	506
05.7440.EQ	561	05.7600.B1	554	05.7630.74	556	05.8034.40	490	05.8168.14	502	05.8302.40.CB	506
05.7440.GL	561	05.7600.EQ	554	05.7630.B1	556	05.8035.14	490	05.8168.40	502	05.8302.40.DA	506
05.7441.74	561	05.7600.GL	554	05.7630.EQ	556	05.8035.40	490	05.8170.14	504	05.8302.40.NI	506
05.7441.B1	561	05.7601.74	554	05.7630.GL	556	05.8036.14	491	05.8170.40	504	05.8306.14.1V	506
05.7441.EQ	561	05.7601.B1	554	05.7631.74	556	05.8036.40	491	05.8171.14	504	05.8306.14.CB	506
05.7441.GL	561	05.7601.EQ	554	05.7631.B1	556	05.8037.14	491	05.8171.40	504	05.8306.14.DA	506
05.7442.74	571	05.7601.GL	554	05.7631.EQ	556	05.8037.40	491	05.8172.14	504	05.8306.14.NI	506
05.7442.B1	571	05.7602.74	555	05.7631.GL	556	05.8038.14	491	05.8172.40	504	05.8306.40.1V	506
05.7442.EQ	571	05.7602.B1	555	05.7632.74	557	05.8038.40	491	05.8173.14	504	05.8306.40.CB	506
05.7442.GL	571	05.7602.EQ	555	05.7632.B1	557	05.8100.14	494	05.8173.40	504	05.8306.40.DA	506
05.7443.74	571	05.7602.GL	555	05.7632.EQ	557	05.8100.40	494	05.8200.14	495	05.8306.40.NI	506
05.7443.B1	571	05.7603.74	555	05.7632.GL	557	05.8101.14	494	05.8200.40	495	05.8307.14.1V	506
05.7443.EQ	571	05.7603.B1	555	05.7633.74	557	05.8101.40	494	05.8201.14	495	05.8307.14.CB	506
05.7443.GL	571	05.7603.EQ	555	05.7633.B1	557	05.8102.14	494	05.8201.40	495	05.8307.14.DA	506
05.7444.74	571	05.7603.GL	555	05.7633.EQ	557	05.8102.40	494	05.8202.14	495	05.8307.14.NI	506
05.7444.B1	571	05.7605.74	554	05.7633.GL	557	05.8103.14	494	05.8202.40	495	05.8307.40.1V	506
05.7444.EQ	571	05.7605.B1	554	05.7635.74	556	05.8103.40	494	05.8203.14	497	05.8307.40.CB	506
05.7444.GL	571	05.7605.EQ	554	05.7635.B1	556	05.8105.14	496	05.8203.40	497	05.8307.40.DA	506
05.7445.74	571	05.7605.GL	554	05.7635.EQ	556	05.8105.40	496	05.8204.14	497	05.8307.40.NI	506
05.7445.B1	571	05.7606.74	554	05.7635.GL	556	05.8106.14	496	05.8204.40	497	05.8311.14.1V	507
05.7445.EQ	571	05.7606.B1	554	05.7636.74	556	05.8106.40	496	05.8205.14	497	05.8311.14.CB	507
05.7445.GL	571	05.7606.EQ	554	05.7636.B1	556	05.8107.14	496	05.8205.40	497	05.8311.14.DA	507
05.7446.74	561	05.7606.GL	554	05.7636.EQ	556	05.8107.40	496	05.8206.14	499	05.8311.14.NI	507
05.7446.B1	561	05.7607.74	555	05.7636.GL	556	05.8108.14	496	05.8206.40	499	05.8311.40.1V	507
05.7446.EQ	561	05.7607.B1	555	05.7637.74	557	05.8108.40	496	05.8207.14	499	05.8311.40.CB	507
05.7446.GL	561	05.7607.EQ	555	05.7637.B1	557	05.8110.14	498	05.8207.40	499	05.8311.40.DA	507
05.7447.74	561	05.7607.GL	555	05.7637.EQ	557	05.8110.40	498	05.8208.14	499	05.8311.40.NI	507
05.7447.B1	561	05.7608.74	555	05.7637.GL	557	05.8111.14	498	05.8208.40	499	05.8312.14.1V	507
05.7447.EQ	561	05.7608.B1	555	05.7638.74	557	05.8111.40	498	05.8210.14	495	05.8312.14.CB	507
05.7447.GL	561	05.7608.EQ	555	05.7638.B1	557	05.8112.14	498	05.8210.40	495	05.8312.14.DA	507
05.7450.74	528	05.7608.GL	555	05.7638.EQ	557	05.8112.40	498	05.8211.14	495	05.8312.14.NI	507
05.7450.B1	528	05.7610.74	556	05.7638.GL	557	05.8113.14	498	05.8211.40	495	05.8312.40.1V	507
05.7450.EQ	528	05.7610.B1	556	05.8000.14	486	05.8113.40	498	05.8212.14	495	05.8312.40.CB	507
05.7450.GL	528	05.7610.EQ	556	05.8000.40	486	05.8120.14	494	05.8212.40	495	05.8312.40.DA	507
05.7451.74	528	05.7610.GL	556	05.8001.14	486	05.8120.40	494	05.8213.14	497	05.8312.40.NI	507
05.7451.B1	528	05.7611.74	556	05.8001.40	486	05.8121.14	494	05.8213.40	497	05.8341.14.1V	508
05.7451.EQ	528	05.7611.B1	556	05.8002.14	486	05.8121.40	494	05.8214.14	497	05.8341.14.CB	508
05.7451.GL	528	05.7611.EQ	556	05.8002.40	486	05.8122.14	494	05.8214.40	497	05.8341.14.DA	508
05.7452.74	528	05.7611.GL	556	05.8003.14	487	05.8122.40	494	05.8215.14	497	05.8341.14.NI	508
05.7452.B1	528	05.7612.74	557	05.8003.40	487	05.8123.14	494	05.8215.40	497	05.8341.40.1V	508
05.7452.EQ	528	05.7612.B1	557	05.8004.14	487	05.8123.40	494	05.8216.14	499	05.8341.40.CB	508
05.7452.GL	528	05.7612.EQ	557	05.8004.40	487	05.8125.14	496	05.8216.40	499	05.8341.40.DA	508
05.7453.74	528	05.7612.GL	557	05.8005.14	487	05.8125.40	496	05.8217.14	499	05.8341.40.NI	508
05.7453.B1	528	05.7613.74	557	05.8005.40	487	05.8126.14	496	05.8217.40	499	05.8342.14.1V	508
05.7453.EQ	528	05.7613.B1	557	05.8006.14	488	05.8126.40	496	05.8218.14	499	05.8342.14.CB	508
05.7453.GL	528	05.7613.EQ	557	05.8006.40	488	05.8127.14	496	05.8218.40	499	05.8342.14.DA	508
05.7454.74	531	05.7613.GL	557	05.8007.14	488	05.8127.40	496	05.8220.14	501	05.8342.14.NI	508
05.7454.B1	531	05.7615.74	556	05.8007.40	488	05.8128.14	496	05.8220.40	501	05.8342.40.1V	508
05.7454.EQ	531	05.7615.B1	556	05.8008.14	488	05.8128.40	496	05.8221.14	501	05.8342.40.CB	508
05.7454.GL	531	05.7615.EQ	556	05.8008.40	488	05.8130.14	498	05.8221.40	501	05.8342.40.DA	508
05.7455.74	531	05.7615.GL	556	05.8010.14	486	05.8130.40	498	05.8222.14	501	05.8342.40.NI	508
05.7455.B1	531	05.7616.74	556	05.8010.40	486	05.8131.14	498	05.8222.40	501	05.8346.14.1V	508
05.7455.EQ	531	05.7616.B1	556	05.8011.14	486	05.8131.40	498	05.8223.14	503	05.8346.14.CB	508
05.7455.GL	531	05.7616.EQ	556	05.8011.40	486	05.8132.14	498	05.8223.40	503	05.8346.14.DA	508
05.7456.74	531	05.7616.GL	556	05.8012.14	486	05.8132.40	498	05.8224.14	503	05.8346.14.NI	508
05.7456.B1	531	05.7617.74	557	05.8012.40	486	05.8133.14	498	05.8224.40	503	05.8346.40.1V	508
05.7456.EQ	531	05.7617.B1	557	05.8013.14	487	05.8133.40	498	05.8225.14	503	05.8346.40.CB	508
05.7456.GL	531	05.7617.EQ	557	05.8013.40	487	05.8140.14	500	05.8225.40	503	05.8346.40.DA	508
05.7457.74	531	05.7617.GL	557	05.8014.14	487	05.8140.40	500	05.8226.14	505	05.8346.40.NI	508
05.7457.B1	531	05.7618.74	557	05.8014.40	487	05.8141.14	500	05.8226.40	505	05.8347.14.1V	508
05.7457.EQ	531	05.7618.B1	557	05.8015.14	487	05.8141.40	500	05.8227.14	505	05.8347.14.CB	508
05.7457.GL	531	05.7618.EQ	557	05.8015.40	487	05.8142.14	500	05.8227.40	505	05.8347.14.DA	508
05.7458.74	535	05.7618.GL	557	05.8016.14	488	05.8142.40	500	05.8228.14	505	05.8347.14.NI	508
05.7458.B1	535	05.7620.74	554	05.8016.40	488	05.8143.14	500	05.8228.40	505	05.8347.40.1V	508
05.7458.EQ	535	05.7620.B1	554	05.8017.14	488	05.8143.40	500	05.8230.14	501	05.8347.40.CB	508
05.7458.GL	535	05.7620.EQ	554	05.8017.40	488	05.8145.14	502	05.8230.40	501	05.8347.40.DA	508
05.7459.74	535	05.7620.GL	554	05.8018.14	488	05.8145.40	502	05.8231.14	501	05.8347.40.NI	508
05.7459.B1	535	05.7621.74	554	05.8018.40	488	05.8146.14	502	05.8231.40	501	05.8351.14.1V	509
05.7459.EQ	535	05.7621.B1	554	05.8020.14	489	05.8146.40	502	05.8232.14	501	05.8351.14.CB	509
05.7459.GL	535	05.7621.EQ	554	05.8020.40	489	05.8147.14	502	05.8232.40	501	05.8351.14.DA	509
05.7460.74	535	05.7621.GL	554	05.8021.14	489	05.8147.40	502	05.8233.14	503	05.8351.14.NI	509
05.7460.B1	535	05.7622.74	555	05.8021.40	489	05.8148.14	502	05.8233.40	503	05.8351.40.1V	509
05.7460.EQ	535	05.7622.B1	555	05.8022.14	489	05.8148.40	502	05.8234.14	503	05.8351.40.CB	509
05.7460.GL	535	05.7622.EQ	555	05.8022.40	489	05.8150.14	504	05.8234.40	503	05.8351.40.DA	509
05.7461.74	535	05.7622.GL	555	05.8023.14	490	05.8150.40	504	05.8235.14	503	05.8351.40.NI	509
05.7461.B1	535	05.7623.74	555	05.8023.40	490	05.8151.14	504	05.8235.40	503	05.8352.14.1V	509
05.7461.EQ	535	05.7623.B1	555	05.8024.14	490	05.8151.40	504	05.8236.14	505	05.8352.14.CB	509
05.7461.GL	535	05.7623.EQ	555	05.8024.40	490	05.8152.14	504	05.8236.40	505	05.8352.14.DA	509
05.7462.74	538	05.7623.GL	555	05.8025.14	490	05.8152.40	504	05.8237.14	505	05.8352.14.NI	509
05.7462.B1	538	05.7625.74	554	05.8025.40	490	05.8153.14	504	05.8237.40	505	05.8352.40.1V	509
05.7462.EQ	538	05.7625.B1	554	05.8026.14	491	05.8153.40	504	05.8238.14	505	05.8352.40.CB	509
05.7462.GL	538	05.7625.EQ	554	05.8026.40	491	05.8160.14	500	05.8238.40	505	05.8352.40.DA	509
05.7463.74	538	05.7625.GL	554	05.8027.14	491	05.8160.40	500	05.8301.14.1V	506	05.8352.40.NI	509
05.7463.B1	538	05.7626.74	554	05.8027.40	491	05.8161.14	500	05.8301.14.CB	506	05.9000.14	56
05.7463.EQ	538	05.7626.B1	554	05.8028.14	491	05.8161.40	500	05.8301.14.DA	506	05.9000.14	208
05.7463.GL	538	05.7626.EQ	554	05.8028.40	491	05.8162.14	500	05.8301.14.NI	506	05.9000.14.1V	56

QUICK SEARCH OF PRODUCT

Ref.	Page
05.9000.14.1V	208
05.9000.14.CB	56
05.9000.14.CB	208
05.9000.14.DA	56
05.9000.14.DA	208
05.9000.40	56
05.9000.40	208
05.9000.40.1V	56
05.9000.40.1V	208
05.9000.40.CB	56
05.9000.40.CB	208
05.9000.40.DA	56
05.9000.40.DA	208
05.9000.EQ	56
05.9000.EQ	208
05.9000.EQ.1V	56
05.9000.EQ.1V	208
05.9000.EQ.CB	56
05.9000.EQ.CB	208
05.9000.EQ.DA	56
05.9000.EQ.DA	208
05.9000.ER	56
05.9000.ER	208
05.9000.ER.1V	56
05.9000.ER.1V	208
05.9000.ER.CB	56
05.9000.ER.CB	208
05.9000.ER.DA	56
05.9000.ER.DA	208
05.9000.ES	56
05.9000.ES	208
05.9000.ES.1V	56
05.9000.ES.1V	208
05.9000.ES.CB	56
05.9000.ES.CB	208
05.9000.ES.DA	56
05.9000.ES.DA	208
05.9001.14	56
05.9001.14	208
05.9001.14.1V	56
05.9001.14.1V	208
05.9001.14.CB	56
05.9001.14.CB	208
05.9001.14.DA	56
05.9001.14.DA	208
05.9001.40	56
05.9001.40	208
05.9001.40.1V	56
05.9001.40.1V	208
05.9001.40.CB	56
05.9001.40.CB	208
05.9001.40.DA	56
05.9001.40.DA	208
05.9001.EQ	56
05.9001.EQ	208
05.9001.EQ.1V	56
05.9001.EQ.1V	208
05.9001.EQ.CB	56
05.9001.EQ.CB	208
05.9001.EQ.DA	56
05.9001.EQ.DA	208
05.9001.ER	56
05.9001.ER	208
05.9001.ER.1V	56
05.9001.ER.1V	208
05.9001.ER.CB	56
05.9001.ER.CB	208
05.9001.ER.DA	56
05.9001.ER.DA	208
05.9001.ES	56
05.9001.ES	208
05.9001.ES.1V	56
05.9001.ES.1V	208
05.9001.ES.CB	56
05.9001.ES.CB	208
05.9001.ES.DA	56
05.9001.ES.DA	208
05.9002.14	57
05.9002.14	209
05.9002.14.1V	57
05.9002.14.1V	209
05.9002.14.CB	57
05.9002.14.CB	209
05.9002.14.DA	57
05.9002.14.DA	209
05.9002.40	57
05.9002.40	209
05.9002.40.1V	57
05.9002.40.1V	209
05.9002.40.CB	57
05.9002.40.CB	209
05.9002.40.DA	57
05.9002.40.DA	209
05.9002.EQ	57
05.9002.EQ	209

Ref.	Page
05.9002.EQ.1V	57
05.9002.EQ.1V	209
05.9002.EQ.CB	57
05.9002.EQ.CB	209
05.9002.EQ.DA	57
05.9002.EQ.DA	209
05.9002.ER	57
05.9002.ER	209
05.9002.ER.1V	57
05.9002.ER.1V	209
05.9002.ER.CB	57
05.9002.ER.CB	209
05.9002.ER.DA	57
05.9002.ER.DA	209
05.9002.ES	57
05.9002.ES	209
05.9002.ES.1V	57
05.9002.ES.1V	209
05.9002.ES.CB	57
05.9002.ES.CB	209
05.9002.ES.DA	57
05.9002.ES.DA	209
05.9003.14	57
05.9003.14	209
05.9003.14.1V	57
05.9003.14.1V	209
05.9003.14.CB	57
05.9003.14.CB	209
05.9003.14.DA	57
05.9003.14.DA	209
05.9003.40	57
05.9003.40	209
05.9003.40.1V	57
05.9003.40.1V	209
05.9003.40.CB	57
05.9003.40.CB	209
05.9003.40.DA	57
05.9003.40.DA	209
05.9003.EQ	57
05.9003.EQ	209
05.9003.EQ.1V	57
05.9003.EQ.1V	209
05.9003.EQ.CB	57
05.9003.EQ.CB	209
05.9003.EQ.DA	57
05.9003.EQ.DA	209
05.9003.ER	57
05.9003.ER	209
05.9003.ER.1V	57
05.9003.ER.1V	209
05.9003.ER.CB	57
05.9003.ER.CB	209
05.9003.ER.DA	57
05.9003.ER.DA	209
05.9003.ES	57
05.9003.ES	209
05.9003.ES.1V	57
05.9003.ES.1V	209
05.9003.ES.CB	57
05.9003.ES.CB	209
05.9003.ES.DA	57
05.9003.ES.DA	209
05.9005.14	56
05.9005.14	208
05.9005.14.1V	56
05.9005.14.1V	208
05.9005.14.CB	56
05.9005.14.CB	208
05.9005.14.DA	56
05.9005.14.DA	208
05.9005.40	56
05.9005.40	208
05.9005.40.1V	56
05.9005.40.1V	208
05.9005.40.CB	56
05.9005.40.CB	208
05.9005.40.DA	56
05.9005.40.DA	208
05.9005.EQ	56
05.9005.EQ	208
05.9005.EQ.1V	56
05.9005.EQ.1V	208
05.9005.EQ.CB	56
05.9005.EQ.CB	208
05.9005.EQ.DA	56
05.9005.EQ.DA	208
05.9005.ER	56
05.9005.ER	208
05.9005.ER.1V	56
05.9005.ER.1V	208
05.9005.ER.CB	56
05.9005.ER.CB	208
05.9005.ER.DA	56
05.9005.ER.DA	208
05.9005.ES	56

Ref.	Page
05.9005.ES	208
05.9005.ES.1V	56
05.9005.ES.1V	208
05.9005.ES.CB	56
05.9005.ES.CB	208
05.9005.ES.DA	56
05.9005.ES.DA	208
05.9006.14	56
05.9006.14	208
05.9006.14.1V	56
05.9006.14.1V	208
05.9006.14.CB	56
05.9006.14.CB	208
05.9006.14.DA	56
05.9006.14.DA	208
05.9006.40	56
05.9006.40	208
05.9006.40.1V	56
05.9006.40.1V	208
05.9006.40.CB	56
05.9006.40.CB	208
05.9006.40.DA	56
05.9006.40.DA	208
05.9006.EQ	56
05.9006.EQ	208
05.9006.EQ.1V	56
05.9006.EQ.1V	208
05.9006.EQ.CB	56
05.9006.EQ.CB	208
05.9006.EQ.DA	56
05.9006.EQ.DA	208
05.9006.ER	56
05.9006.ER	208
05.9006.ER.1V	56
05.9006.ER.1V	208
05.9006.ER.CB	56
05.9006.ER.CB	208
05.9006.ER.DA	56
05.9006.ER.DA	208
05.9006.ES	56
05.9006.ES	208
05.9006.ES.1V	56
05.9006.ES.1V	208
05.9006.ES.CB	56
05.9006.ES.CB	208
05.9006.ES.DA	56
05.9006.ES.DA	208
05.9007.14	57
05.9007.14	209
05.9007.14.1V	57
05.9007.14.1V	209
05.9007.14.CB	57
05.9007.14.CB	209
05.9007.14.DA	57
05.9007.14.DA	209
05.9007.40	57
05.9007.40	209
05.9007.40.1V	57
05.9007.40.1V	209
05.9007.40.CB	57
05.9007.40.CB	209
05.9007.40.DA	57
05.9007.40.DA	209
05.9007.EQ	57
05.9007.EQ	209
05.9007.EQ.1V	57
05.9007.EQ.1V	209
05.9007.EQ.CB	57
05.9007.EQ.CB	209
05.9007.EQ.DA	57
05.9007.EQ.DA	209
05.9007.ER	57
05.9007.ER	209
05.9007.ER.1V	57
05.9007.ER.1V	209
05.9007.ER.CB	57
05.9007.ER.CB	209
05.9007.ER.DA	57
05.9007.ER.DA	209
05.9007.ES	57
05.9007.ES	209
05.9007.ES.1V	57
05.9007.ES.1V	209
05.9007.ES.CB	57
05.9007.ES.CB	209
05.9007.ES.DA	57
05.9007.ES.DA	209
05.9008.14	57
05.9008.14	209
05.9008.14.1V	57
05.9008.14.1V	209
05.9008.14.CB	57
05.9008.14.CB	209
05.9008.14.DA	57
05.9008.14.DA	209

Ref.	Page
05.9008.40	57
05.9008.40	209
05.9008.40.1V	57
05.9008.40.1V	209
05.9008.40.CB	57
05.9008.40.CB	209
05.9008.40.DA	57
05.9008.40.DA	209
05.9008.EQ	57
05.9008.EQ	209
05.9008.EQ.1V	57
05.9008.EQ.1V	209
05.9008.EQ.CB	57
05.9008.EQ.CB	209
05.9008.EQ.DA	57
05.9008.EQ.DA	209
05.9008.ER	57
05.9008.ER	209
05.9008.ER.1V	57
05.9008.ER.1V	209
05.9008.ER.CB	57
05.9008.ER.CB	209
05.9008.ER.DA	57
05.9008.ER.DA	209
05.9008.ES	57
05.9008.ES	209
05.9008.ES.1V	57
05.9008.ES.1V	209
05.9008.ES.CB	57
05.9008.ES.CB	209
05.9008.ES.DA	57
05.9008.ES.DA	209
05.9030.14	58
05.9030.14	210
05.9030.14.1V	58
05.9030.14.1V	210
05.9030.14.CB	58
05.9030.14.CB	210
05.9030.14.DA	58
05.9030.14.DA	210
05.9030.40	58
05.9030.40	210
05.9030.40.1V	58
05.9030.40.1V	210
05.9030.40.CB	58
05.9030.40.CB	210
05.9030.40.DA	58
05.9030.40.DA	210
05.9030.EQ	58
05.9030.EQ	210
05.9030.EQ.1V	58
05.9030.EQ.1V	210
05.9030.EQ.CB	58
05.9030.EQ.CB	210
05.9030.EQ.DA	58
05.9030.EQ.DA	210
05.9030.ER	58
05.9030.ER	210
05.9030.ER.1V	58
05.9030.ER.1V	210
05.9030.ER.CB	58
05.9030.ER.CB	210
05.9030.ER.DA	58
05.9030.ER.DA	210
05.9030.ES	58
05.9030.ES	210
05.9030.ES.1V	58
05.9030.ES.1V	210
05.9030.ES.CB	58
05.9030.ES.CB	210
05.9030.ES.DA	58
05.9030.ES.DA	210
05.9031.14	58
05.9031.14	210
05.9031.14.1V	58
05.9031.14.1V	210
05.9031.14.CB	58
05.9031.14.CB	210
05.9031.14.DA	58
05.9031.14.DA	210
05.9031.40	58
05.9031.40	210
05.9031.40.1V	58
05.9031.40.1V	210
05.9031.40.CB	58
05.9031.40.CB	210
05.9031.40.DA	58
05.9031.40.DA	210
05.9031.EQ	58
05.9031.EQ	210
05.9031.EQ.1V	58
05.9031.EQ.1V	210
05.9031.EQ.CB	58
05.9031.EQ.CB	210
05.9031.EQ.DA	58
05.9031.EQ.DA	210
05.9031.ER	58
05.9031.ER	210
05.9031.ER.1V	58
05.9031.ER.1V	210
05.9031.ER.CB	58
05.9031.ER.CB	210
05.9031.ER.DA	58
05.9031.ER.DA	210
05.9031.ES	58
05.9031.ES	210
05.9031.ES.1V	58
05.9031.ES.1V	210
05.9031.ES.CB	58
05.9031.ES.CB	210
05.9031.ES.DA	58
05.9031.ES.DA	210
05.9032.14	59
05.9032.14	211
05.9032.14.1V	59
05.9032.14.1V	211
05.9032.14.CB	59
05.9032.14.CB	211
05.9032.14.DA	59
05.9032.14.DA	211
05.9032.40	59
05.9032.40	211
05.9032.40.1V	59
05.9032.40.1V	211
05.9032.40.CB	59
05.9032.40.CB	211
05.9032.40.DA	59
05.9032.40.DA	211
05.9032.EQ	59
05.9032.EQ	211
05.9032.EQ.1V	59
05.9032.EQ.1V	211
05.9032.EQ.CB	59
05.9032.EQ.CB	211
05.9032.EQ.DA	59
05.9032.EQ.DA	211
05.9032.ER	59
05.9032.ER	211
05.9032.ER.1V	59
05.9032.ER.1V	211
05.9032.ER.CB	59
05.9032.ER.CB	211
05.9032.ER.DA	59
05.9032.ER.DA	211
05.9032.ES	59
05.9032.ES	211
05.9032.ES.1V	59
05.9032.ES.1V	211
05.9032.ES.CB	59
05.9032.ES.CB	211
05.9032.ES.DA	59
05.9032.ES.DA	211
05.9035.14	58
05.9035.14	210
05.9035.14.1V	58
05.9035.14.1V	210
05.9035.14.CB	58
05.9035.14.CB	210
05.9035.14.DA	58
05.9035.14.DA	210
05.9035.40	58
05.9035.40	210
05.9035.40.1V	58
05.9035.40.1V	210
05.9035.40.CB	58
05.9035.40.CB	210
05.9035.40.DA	58
05.9035.40.DA	210
05.9035.EQ	58
05.9035.EQ	210
05.9035.EQ.1V	58
05.9035.EQ.1V	210
05.9035.EQ.CB	58
05.9035.EQ.CB	210
05.9035.EQ.DA	58
05.9035.EQ.DA	210
05.9035.ER	58
05.9035.ER	210
05.9035.ER.1V	58
05.9035.ER.1V	210
05.9035.ER.CB	58
05.9035.ER.CB	210
05.9035.ER.DA	58
05.9035.ER.DA	210
05.9035.ES	58
05.9035.ES	210
05.9035.ES.1V	58
05.9035.ES.1V	210
05.9035.ES.CB	58
05.9035.ES.CB	210

Ref.	Page
05.9035.ES.DA	58
05.9035.ES.DA	210
05.9036.14	58
05.9036.14	210
05.9036.14.1V	58
05.9036.14.1V	210
05.9036.14.CB	58
05.9036.14.CB	210
05.9036.14.DA	58
05.9036.14.DA	210
05.9036.40	58
05.9036.40	210
05.9036.40.1V	58
05.9036.40.1V	210
05.9036.40.CB	58
05.9036.40.CB	210
05.9036.40.DA	58
05.9036.40.DA	210
05.9036.EQ	58
05.9036.EQ	210
05.9036.EQ.1V	58
05.9036.EQ.1V	210
05.9036.EQ.CB	58
05.9036.EQ.CB	210
05.9036.EQ.DA	58
05.9036.EQ.DA	210
05.9036.ER	58
05.9036.ER	210
05.9036.ER.1V	58
05.9036.ER.1V	210
05.9036.ER.CB	58
05.9036.ER.CB	210
05.9036.ER.DA	58
05.9036.ER.DA	210
05.9036.ES	58
05.9036.ES	210
05.9036.ES.1V	58
05.9036.ES.1V	210
05.9036.ES.CB	58
05.9036.ES.CB	210
05.9036.ES.DA	58
05.9036.ES.DA	210
05.9037.14	59
05.9037.14	211
05.9037.14.1V	59
05.9037.14.1V	211
05.9037.14.CB	59
05.9037.14.CB	211
05.9037.14.DA	59
05.9037.14.DA	211
05.9037.40	59
05.9037.40	211
05.9037.40.1V	59
05.9037.40.1V	211
05.9037.40.CB	59
05.9037.40.CB	211
05.9037.40.DA	59
05.9037.40.DA	211
05.9037.EQ	59
05.9037.EQ	211
05.9037.EQ.1V	59
05.9037.EQ.1V	211
05.9037.EQ.CB	59
05.9037.EQ.CB	211
05.9037.EQ.DA	59
05.9037.EQ.DA	211
05.9037.ER	59
05.9037.ER	211
05.9037.ER.1V	59
05.9037.ER.1V	211
05.9037.ER.CB	59
05.9037.ER.CB	211
05.9037.ER.DA	59
05.9037.ER.DA	211
05.9037.ES	59
05.9037.ES	211
05.9037.ES.1V	59
05.9037.ES.1V	211
05.9037.ES.CB	59
05.9037.ES.CB	211
05.9037.ES.DA	59
05.9037.ES.DA	211
05.9060.14	60
05.9060.14	212
05.9060.14.1V	60
05.9060.14.1V	212
05.9060.14.CB	60
05.9060.14.CB	212
05.9060.14.DA	60
05.9060.14.DA	212
05.9060.40	60
05.9060.40	212
05.9060.40.1V	60
05.9060.40.1V	212
05.9060.40.CB	60

QUICK SEARCH OF PRODUCT

Ref.	Page
05.9060.40.CB	212
05.9060.40.DA	60
05.9060.40.DA	212
05.9060.EQ	60
05.9060.EQ	212
05.9060.EQ.1V	60
05.9060.EQ.1V	212
05.9060.EQ.CB	60
05.9060.EQ.CB	212
05.9060.EQ.DA	60
05.9060.EQ.DA	212
05.9060.ER	60
05.9060.ER	212
05.9060.ER.1V	60
05.9060.ER.1V	212
05.9060.ER.CB	60
05.9060.ER.CB	212
05.9060.ER.DA	60
05.9060.ER.DA	212
05.9060.ES	60
05.9060.ES	212
05.9060.ES.1V	60
05.9060.ES.1V	212
05.9060.ES.CB	60
05.9060.ES.CB	212
05.9060.ES.DA	60
05.9060.ES.DA	212
05.9061.14	60
05.9061.14	212
05.9061.14.1V	60
05.9061.14.1V	212
05.9061.14.CB	60
05.9061.14.CB	212
05.9061.14.DA	60
05.9061.14.DA	212
05.9061.40	60
05.9061.40	212
05.9061.40.1V	60
05.9061.40.1V	212
05.9061.40.CB	60
05.9061.40.CB	212
05.9061.40.DA	60
05.9061.40.DA	212
05.9061.EQ	60
05.9061.EQ	212
05.9061.EQ.1V	60
05.9061.EQ.1V	212
05.9061.EQ.CB	60
05.9061.EQ.CB	212
05.9061.EQ.DA	60
05.9061.EQ.DA	212
05.9061.ER	60
05.9061.ER	212
05.9061.ER.1V	60
05.9061.ER.1V	212
05.9061.ER.CB	60
05.9061.ER.CB	212
05.9061.ER.DA	60
05.9061.ER.DA	212
05.9061.ES	60
05.9061.ES	212
05.9061.ES.1V	60
05.9061.ES.1V	212
05.9061.ES.CB	60
05.9061.ES.CB	212
05.9061.ES.DA	60
05.9061.ES.DA	212
05.9062.14	61
05.9062.14	213
05.9062.14.1V	61
05.9062.14.1V	213
05.9062.14.CB	61
05.9062.14.CB	213
05.9062.14.DA	61
05.9062.14.DA	213
05.9062.40	61
05.9062.40	213
05.9062.40.1V	61
05.9062.40.1V	213
05.9062.40.CB	61
05.9062.40.CB	213
05.9062.40.DA	61
05.9062.40.DA	213
05.9062.EQ	61
05.9062.EQ	213
05.9062.EQ.1V	61
05.9062.EQ.1V	213
05.9062.EQ.CB	61
05.9062.EQ.CB	213
05.9062.EQ.DA	61
05.9062.EQ.DA	213
05.9062.ER	61
05.9062.ER	213
05.9062.ER.1V	61
05.9062.ER.1V	213

Ref.	Page
05.9062.ER.CB	61
05.9062.ER.CB	213
05.9062.ER.DA	61
05.9062.ER.DA	213
05.9062.ES	61
05.9062.ES	213
05.9062.ES.1V	61
05.9062.ES.1V	213
05.9062.ES.CB	61
05.9062.ES.CB	213
05.9062.ES.DA	61
05.9062.ES.DA	213
05.9063.14	61
05.9063.14	213
05.9063.14.1V	61
05.9063.14.1V	213
05.9063.14.CB	61
05.9063.14.CB	213
05.9063.14.DA	61
05.9063.14.DA	213
05.9063.40	61
05.9063.40	213
05.9063.40.1V	61
05.9063.40.1V	213
05.9063.40.CB	61
05.9063.40.CB	213
05.9063.40.DA	61
05.9063.40.DA	213
05.9063.EQ	61
05.9063.EQ	213
05.9063.EQ.1V	61
05.9063.EQ.1V	213
05.9063.EQ.CB	61
05.9063.EQ.CB	213
05.9063.EQ.DA	61
05.9063.EQ.DA	213
05.9063.ER	61
05.9063.ER	213
05.9063.ER.1V	61
05.9063.ER.1V	213
05.9063.ER.CB	61
05.9063.ER.CB	213
05.9063.ER.DA	61
05.9063.ER.DA	213
05.9063.ES	61
05.9063.ES	213
05.9063.ES.1V	61
05.9063.ES.1V	213
05.9063.ES.CB	61
05.9063.ES.CB	213
05.9063.ES.DA	61
05.9063.ES.DA	213
05.9064.14	62
05.9064.14	214
05.9064.14.1V	62
05.9064.14.1V	214
05.9064.14.CB	62
05.9064.14.CB	214
05.9064.14.DA	62
05.9064.14.DA	214
05.9064.40	62
05.9064.40	214
05.9064.40.1V	62
05.9064.40.1V	214
05.9064.40.CB	62
05.9064.40.CB	214
05.9064.40.DA	62
05.9064.40.DA	214
05.9064.EQ	62
05.9064.EQ	214
05.9064.EQ.1V	62
05.9064.EQ.1V	214
05.9064.EQ.CB	62
05.9064.EQ.CB	214
05.9064.EQ.DA	62
05.9064.EQ.DA	214
05.9064.ER	62
05.9064.ER	214
05.9064.ER.1V	62
05.9064.ER.1V	214
05.9064.ER.CB	62
05.9064.ER.CB	214
05.9064.ER.DA	62
05.9064.ER.DA	214
05.9064.ES	62
05.9064.ES	214
05.9064.ES.1V	62
05.9064.ES.1V	214
05.9064.ES.CB	62
05.9064.ES.CB	214
05.9064.ES.DA	62
05.9064.ES.DA	214
05.9065.14	60
05.9065.14	212
05.9065.14.1V	60

Ref.	Page
05.9065.14.1V	212
05.9065.14.CB	60
05.9065.14.CB	212
05.9065.14.DA	60
05.9065.14.DA	212
05.9065.40	60
05.9065.40	212
05.9065.40.1V	60
05.9065.40.1V	212
05.9065.40.CB	60
05.9065.40.CB	212
05.9065.40.DA	60
05.9065.40.DA	212
05.9065.EQ	60
05.9065.EQ	212
05.9065.EQ.1V	60
05.9065.EQ.1V	212
05.9065.EQ.CB	60
05.9065.EQ.CB	212
05.9065.EQ.DA	60
05.9065.EQ.DA	212
05.9065.ER	60
05.9065.ER	212
05.9065.ER.1V	60
05.9065.ER.1V	212
05.9065.ER.CB	60
05.9065.ER.CB	212
05.9065.ER.DA	60
05.9065.ER.DA	212
05.9065.ES	60
05.9065.ES	212
05.9065.ES.1V	60
05.9065.ES.1V	212
05.9065.ES.CB	60
05.9065.ES.CB	212
05.9065.ES.DA	60
05.9065.ES.DA	212
05.9066.14	60
05.9066.14	212
05.9066.14.1V	60
05.9066.14.1V	212
05.9066.14.CB	60
05.9066.14.CB	212
05.9066.14.DA	60
05.9066.14.DA	212
05.9066.40	60
05.9066.40	212
05.9066.40.1V	60
05.9066.40.1V	212
05.9066.40.CB	60
05.9066.40.CB	212
05.9066.40.DA	60
05.9066.40.DA	212
05.9066.EQ	60
05.9066.EQ	212
05.9066.EQ.1V	60
05.9066.EQ.1V	212
05.9066.EQ.CB	60
05.9066.EQ.CB	212
05.9066.EQ.DA	60
05.9066.EQ.DA	212
05.9066.ER	60
05.9066.ER	212
05.9066.ER.1V	60
05.9066.ER.1V	212
05.9066.ER.CB	60
05.9066.ER.CB	212
05.9066.ER.DA	60
05.9066.ER.DA	212
05.9066.ES	60
05.9066.ES	212
05.9066.ES.1V	60
05.9066.ES.1V	212
05.9066.ES.CB	60
05.9066.ES.CB	212
05.9066.ES.DA	60
05.9066.ES.DA	212
05.9067.14	61
05.9067.14	213
05.9067.14.1V	61
05.9067.14.1V	213
05.9067.14.CB	61
05.9067.14.CB	213
05.9067.14.DA	61
05.9067.14.DA	213
05.9067.40	61
05.9067.40	213
05.9067.40.1V	61
05.9067.40.1V	213
05.9067.40.CB	61
05.9067.40.CB	213
05.9067.40.DA	61
05.9067.40.DA	213
05.9067.EQ	61
05.9067.EQ	213

Ref.	Page
05.9067.EQ.1V	61
05.9067.EQ.1V	213
05.9067.EQ.CB	61
05.9067.EQ.CB	213
05.9067.EQ.DA	61
05.9067.EQ.DA	213
05.9067.ER	61
05.9067.ER	213
05.9067.ER.1V	61
05.9067.ER.1V	213
05.9067.ER.CB	61
05.9067.ER.CB	213
05.9067.ER.DA	61
05.9067.ER.DA	213
05.9067.ES	61
05.9067.ES	213
05.9067.ES.1V	61
05.9067.ES.1V	213
05.9067.ES.CB	61
05.9067.ES.CB	213
05.9067.ES.DA	61
05.9067.ES.DA	213
05.9068.14	61
05.9068.14	213
05.9068.14.1V	61
05.9068.14.1V	213
05.9068.14.CB	61
05.9068.14.CB	213
05.9068.14.DA	61
05.9068.14.DA	213
05.9068.40	61
05.9068.40	213
05.9068.40.1V	61
05.9068.40.1V	213
05.9068.40.CB	61
05.9068.40.CB	213
05.9068.40.DA	61
05.9068.40.DA	213
05.9068.EQ	61
05.9068.EQ	213
05.9068.EQ.1V	61
05.9068.EQ.1V	213
05.9068.EQ.CB	61
05.9068.EQ.CB	213
05.9068.EQ.DA	61
05.9068.EQ.DA	213
05.9068.ER	61
05.9068.ER	213
05.9068.ER.1V	61
05.9068.ER.1V	213
05.9068.ER.CB	61
05.9068.ER.CB	213
05.9068.ER.DA	61
05.9068.ER.DA	213
05.9068.ES	61
05.9068.ES	213
05.9068.ES.1V	61
05.9068.ES.1V	213
05.9068.ES.CB	61
05.9068.ES.CB	213
05.9068.ES.DA	61
05.9068.ES.DA	213
05.9069.14	62
05.9069.14	214
05.9069.14.1V	62
05.9069.14.1V	214
05.9069.14.CB	62
05.9069.14.CB	214
05.9069.14.DA	62
05.9069.14.DA	214
05.9069.40	62
05.9069.40	214
05.9069.40.1V	62
05.9069.40.1V	214
05.9069.40.CB	62
05.9069.40.CB	214
05.9069.40.DA	62
05.9069.40.DA	214
05.9069.EQ	62
05.9069.EQ	214
05.9069.EQ.1V	62
05.9069.EQ.1V	214
05.9069.EQ.CB	62
05.9069.EQ.CB	214
05.9069.EQ.DA	62
05.9069.EQ.DA	214
05.9069.ER	62
05.9069.ER	214
05.9069.ER.1V	62
05.9069.ER.1V	214
05.9069.ER.CB	62
05.9069.ER.CB	214
05.9069.ER.DA	62
05.9069.ER.DA	214
05.9069.ES	62

Ref.	Page
05.9069.ES	214
05.9069.ES.1V	62
05.9069.ES.1V	214
05.9069.ES.CB	62
05.9069.ES.CB	214
05.9069.ES.DA	62
05.9069.ES.DA	214
05.9100.14	158
05.9100.14.1V	158
05.9100.14.CB	158
05.9100.14.DA	158
05.9100.40	158
05.9100.40.1V	158
05.9100.40.CB	158
05.9100.40.DA	158
05.9100.EQ	158
05.9100.EQ.1V	158
05.9100.EQ.CB	158
05.9100.EQ.DA	158
05.9100.ER	158
05.9100.ER.1V	158
05.9100.ER.CB	158
05.9100.ER.DA	158
05.9100.ES	158
05.9100.ES.1V	158
05.9100.ES.CB	158
05.9100.ES.DA	158
05.9101.14	158
05.9101.14.1V	158
05.9101.14.CB	158
05.9101.14.DA	158
05.9101.40	158
05.9101.40.1V	158
05.9101.40.CB	158
05.9101.40.DA	158
05.9101.EQ	158
05.9101.EQ.1V	158
05.9101.EQ.CB	158
05.9101.EQ.DA	158
05.9101.ER	158
05.9101.ER.1V	158
05.9101.ER.CB	158
05.9101.ER.DA	158
05.9101.ES	158
05.9101.ES.1V	158
05.9101.ES.CB	158
05.9101.ES.DA	158
05.9102.14	159
05.9102.14.1V	159
05.9102.14.CB	159
05.9102.14.DA	159
05.9102.40	159
05.9102.40.1V	159
05.9102.40.CB	159
05.9102.40.DA	159
05.9102.EQ	159
05.9102.EQ.1V	159
05.9102.EQ.CB	159
05.9102.EQ.DA	159
05.9102.ER	159
05.9102.ER.1V	159
05.9102.ER.CB	159
05.9102.ER.DA	159
05.9102.ES	159
05.9102.ES.1V	159
05.9102.ES.CB	159
05.9102.ES.DA	159
05.9103.14	159
05.9103.14.1V	159
05.9103.14.CB	159
05.9103.14.DA	159
05.9103.40	159
05.9103.40.1V	159
05.9103.40.CB	159
05.9103.40.DA	159
05.9103.EQ	159
05.9103.EQ.1V	159
05.9103.EQ.CB	159
05.9103.EQ.DA	159
05.9103.ER	159
05.9103.ER.1V	159
05.9103.ER.CB	159
05.9103.ER.DA	159
05.9103.ES	159
05.9103.ES.1V	159
05.9103.ES.CB	159
05.9103.ES.DA	159
05.9105.14	158
05.9105.14.1V	158
05.9105.14.CB	158
05.9105.14.DA	158
05.9105.40	158
05.9105.40.1V	158
05.9105.40.CB	158
05.9105.40.DA	158

Ref.	Page
05.9105.EQ	158
05.9105.EQ.1V	158
05.9105.EQ.CB	158
05.9105.EQ.DA	158
05.9105.ER	158
05.9105.ER.1V	158
05.9105.ER.CB	158
05.9105.ER.DA	158
05.9105.ES	158
05.9105.ES.1V	158
05.9105.ES.CB	158
05.9105.ES.DA	158
05.9106.14	158
05.9106.14.1V	158
05.9106.14.CB	158
05.9106.14.DA	158
05.9106.40	158
05.9106.40.1V	158
05.9106.40.CB	158
05.9106.40.DA	158
05.9106.EQ	158
05.9106.EQ.1V	158
05.9106.EQ.CB	158
05.9106.EQ.DA	158
05.9106.ER	158
05.9106.ER.1V	158
05.9106.ER.CB	158
05.9106.ER.DA	158
05.9106.ES	158
05.9106.ES.1V	158
05.9106.ES.CB	158
05.9106.ES.DA	158
05.9107.14	159
05.9107.14.1V	159
05.9107.14.CB	159
05.9107.14.DA	159
05.9107.40	159
05.9107.40.1V	159
05.9107.40.CB	159
05.9107.40.DA	159
05.9107.EQ	159
05.9107.EQ.1V	159
05.9107.EQ.CB	159
05.9107.EQ.DA	159
05.9107.ER	159
05.9107.ER.1V	159
05.9107.ER.CB	159
05.9107.ER.DA	159
05.9107.ES	159
05.9107.ES.1V	159
05.9107.ES.CB	159
05.9107.ES.DA	159
05.9108.14	159
05.9108.14.1V	159
05.9108.14.CB	159
05.9108.14.DA	159
05.9108.40	159
05.9108.40.1V	159
05.9108.40.CB	159
05.9108.40.DA	159
05.9108.EQ	159
05.9108.EQ.1V	159
05.9108.EQ.CB	159
05.9108.EQ.DA	159
05.9108.ER	159
05.9108.ER.1V	159
05.9108.ER.CB	159
05.9108.ER.DA	159
05.9108.ES	159
05.9108.ES.1V	159
05.9108.ES.CB	159
05.9108.ES.DA	159
05.9130.14	160
05.9130.14.1V	160
05.9130.14.CB	160
05.9130.14.DA	160
05.9130.40	160
05.9130.40.1V	160
05.9130.40.CB	160
05.9130.40.DA	160
05.9130.EQ	160
05.9130.EQ.1V	160
05.9130.EQ.CB	160
05.9130.EQ.DA	160
05.9130.ER	160
05.9130.ER.1V	160
05.9130.ER.CB	160
05.9130.ER.DA	160
05.9130.ES	160
05.9130.ES.1V	160
05.9130.ES.CB	160
05.9130.ES.DA	160
05.9131.14	160
05.9131.14.1V	160
05.9131.14.CB	160

QUICK SEARCH OF PRODUCT

Ref.	Page	Ref.	Page	Ref.	Page	Ref.	Page	Ref.	Page	Ref.	Page
05.9131.14.DA	160	05.9137.ES.CB	161	05.9212.40	631	05.9239.40AYU	633	05.9244.ERACB	633	05.9355.14	454
05.9131.40	160	05.9137.ES.DA	161	05.9212.40.78	631	05.9239.EQ	633	05.9244.ERADA	633	05.9355.40	454
05.9131.40.1V	160	05.9205.14	630	05.9212.40AC6	631	05.9239.EQACB	633	05.9244.ES	633	05.9356.14	454
05.9131.40.CB	160	05.9205.14ACB	630	05.9212.40ACB	631	05.9239.EQADA	633	05.9244.ESACB	633	05.9356.40	454
05.9131.40.DA	160	05.9205.14ADA	630	05.9212.40ADA	631	05.9239.ER	633	05.9244.ESADA	633	05.9356.EQ	454
05.9131.EQ	160	05.9205.40	630	05.9212.40AYU	631	05.9239.ERACB	633	05.9300.40	454	05.9356.TK	454
05.9131.EQ.1V	160	05.9205.40.78	630	05.9212.EQ	631	05.9239.ERADA	633	05.9301.40	454	05.9357.14	454
05.9131.EQ.CB	160	05.9205.40AC6	630	05.9212.EQACB	631	05.9239.ES	633	05.9302.40	454	05.9357.40	454
05.9131.EQ.DA	160	05.9205.40ACB	630	05.9212.EQADA	631	05.9239.ESACB	633	05.9303.40	454	05.9357.ER	454
05.9131.ER	160	05.9205.40ADA	630	05.9212.ER	631	05.9239.ESADA	633	05.9304.14	454	05.9358.ES	454
05.9131.ER.1V	160	05.9205.40AYU	630	05.9212.ERACB	631	05.9240.14	632	05.9304.40	454	05.9360.40	455
05.9131.ER.CB	160	05.9205.EQ	630	05.9212.ERADA	631	05.9240.14ACB	632	05.9304.EQ	454	05.9361.40	455
05.9131.ER.DA	160	05.9205.EQACB	630	05.9212.ES	631	05.9240.14ADA	632	05.9304.ER	454	05.9362.40	455
05.9131.ES	160	05.9205.EQADA	630	05.9212.ESACB	631	05.9240.40	632	05.9304.ES	454	05.9363.40	455
05.9131.ES.1V	160	05.9205.ER	630	05.9212.ESADA	631	05.9240.40.78	632	05.9304.TK	454	05.9364.14	455
05.9131.ES.CB	160	05.9205.ERACB	630	05.9235.14	632	05.9240.40AC6	632	05.9305.14	454	05.9364.40	455
05.9131.ES.DA	160	05.9205.ERADA	630	05.9235.14ACB	632	05.9240.40ACB	632	05.9305.40	454	05.9364.EQ	455
05.9132.14	161	05.9205.ES	630	05.9235.14ADA	632	05.9240.40ADA	632	05.9306.14	454	05.9364.ER	455
05.9132.14.1V	161	05.9205.ESACB	630	05.9235.40	632	05.9240.40AYU	632	05.9306.40	454	05.9364.ES	455
05.9132.14.CB	161	05.9205.ESADA	630	05.9235.40.78	632	05.9240.EQ	632	05.9306.EQ	454	05.9364.TK	455
05.9132.14.DA	161	05.9206.14	630	05.9235.40AC6	632	05.9240.EQACB	632	05.9306.TK	454	05.9365.14	455
05.9132.40	161	05.9206.14ACB	630	05.9235.40ACB	632	05.9240.EQADA	632	05.9307.14	454	05.9365.40	455
05.9132.40.1V	161	05.9206.14ADA	630	05.9235.40ADA	632	05.9240.ER	632	05.9307.40	454	05.9366.14	455
05.9132.40.CB	161	05.9206.40	630	05.9235.40AYU	632	05.9240.ERACB	632	05.9307.ER	454	05.9366.40	455
05.9132.40.DA	161	05.9206.40.78	630	05.9235.EQ	632	05.9240.ERADA	632	05.9308.ES	454	05.9366.EQ	455
05.9132.EQ	161	05.9206.40AC6	630	05.9235.EQACB	632	05.9240.ES	632	05.9310.40	455	05.9366.TK	455
05.9132.EQ.1V	161	05.9206.40ACB	630	05.9235.EQADA	632	05.9240.ESACB	632	05.9311.40	455	05.9367.14	455
05.9132.EQ.CB	161	05.9206.40ADA	630	05.9235.ER	632	05.9240.ESADA	632	05.9312.40	455	05.9367.40	455
05.9132.EQ.DA	161	05.9206.40AYU	630	05.9235.ERACB	632	05.9241.14	632	05.9313.40	455	05.9367.ER	455
05.9132.ER	161	05.9206.EQ	630	05.9235.ERADA	632	05.9241.14ACB	632	05.9314.14	455	05.9368.ES	455
05.9132.ER.1V	161	05.9206.EQACB	630	05.9235.ES	632	05.9241.14ADA	632	05.9314.40	455	05.9370.40	456
05.9132.ER.CB	161	05.9206.EQADA	630	05.9235.ESACB	632	05.9241.40	632	05.9314.EQ	455	05.9371.40	456
05.9132.ER.DA	161	05.9206.ER	630	05.9235.ESADA	632	05.9241.40.78	632	05.9314.ER	455	05.9372.40	456
05.9132.ES	161	05.9206.ERACB	630	05.9236.14	632	05.9241.40AC6	632	05.9314.ES	455	05.9373.40	456
05.9132.ES.1V	161	05.9206.ERADA	630	05.9236.14ACB	632	05.9241.40ACB	632	05.9314.TK	455	05.9374.14	456
05.9132.ES.CB	161	05.9206.ES	630	05.9236.14ADA	632	05.9241.40ADA	632	05.9315.14	455	05.9374.40	456
05.9132.ES.DA	161	05.9206.ESACB	630	05.9236.40	632	05.9241.40AYU	632	05.9315.40	455	05.9374.EQ	456
05.9135.14	160	05.9206.ESADA	630	05.9236.40.78	632	05.9241.EQ	632	05.9316.14	455	05.9374.ER	456
05.9135.14.1V	160	05.9207.14	631	05.9236.40AC6	632	05.9241.EQACB	632	05.9316.40	455	05.9374.ES	456
05.9135.14.CB	160	05.9207.14ACB	631	05.9236.40ACB	632	05.9241.EQADA	632	05.9316.EQ	455	05.9374.TK	456
05.9135.14.DA	160	05.9207.14ADA	631	05.9236.40ADA	632	05.9241.ER	632	05.9316.TK	455	05.9375.14	456
05.9135.40	160	05.9207.40	631	05.9236.40AYU	632	05.9241.ERACB	632	05.9317.14	455	05.9375.40	456
05.9135.40.1V	160	05.9207.40.78	631	05.9236.EQ	632	05.9241.ERADA	632	05.9317.40	455	05.9376.14	456
05.9135.40.CB	160	05.9207.40AC6	631	05.9236.EQACB	632	05.9241.ES	632	05.9317.ER	455	05.9376.40	456
05.9135.40.DA	160	05.9207.40ACB	631	05.9236.EQADA	632	05.9241.ESACB	632	05.9318.ES	455	05.9376.EQ	456
05.9135.EQ	160	05.9207.40ADA	631	05.9236.ER	632	05.9241.ESADA	632	05.9320.40	456	05.9376.TK	456
05.9135.EQ.1V	160	05.9207.40AYU	631	05.9236.ERACB	632	05.9242.14	633	05.9321.40	456	05.9377.14	456
05.9135.EQ.CB	160	05.9207.EQ	631	05.9236.ERADA	632	05.9242.14ACB	633	05.9322.40	456	05.9377.40	456
05.9135.EQ.DA	160	05.9207.EQACB	631	05.9236.ES	632	05.9242.14ADA	633	05.9323.40	456	05.9377.ER	456
05.9135.ER	160	05.9207.EQADA	631	05.9236.ESACB	632	05.9242.40	633	05.9324.14	456	05.9378.ES	456
05.9135.ER.1V	160	05.9207.ER	631	05.9236.ESADA	632	05.9242.40.78	633	05.9324.40	456	05.9380.40	457
05.9135.ER.CB	160	05.9207.ERACB	631	05.9237.14	633	05.9242.40AC6	633	05.9324.EQ	456	05.9381.40	457
05.9135.ER.DA	160	05.9207.ERADA	631	05.9237.14ACB	633	05.9242.40ACB	633	05.9324.ER	456	05.9382.40	457
05.9135.ES	160	05.9207.ES	631	05.9237.14ADA	633	05.9242.40ADA	633	05.9324.ES	456	05.9383.40	457
05.9135.ES.1V	160	05.9207.ESACB	631	05.9237.40	633	05.9242.40AYU	633	05.9324.TK	456	05.9384.14	457
05.9135.ES.CB	160	05.9207.ESADA	631	05.9237.40.78	633	05.9242.EQ	633	05.9325.14	456	05.9384.40	457
05.9135.ES.DA	160	05.9210.14	630	05.9237.40AC6	633	05.9242.EQACB	633	05.9325.40	456	05.9384.EQ	457
05.9136.14	160	05.9210.14ACB	630	05.9237.40ACB	633	05.9242.EQADA	633	05.9326.14	456	05.9384.ER	457
05.9136.14.1V	160	05.9210.14ADA	630	05.9237.40ADA	633	05.9242.ER	633	05.9326.40	456	05.9384.ES	457
05.9136.14.CB	160	05.9210.40	630	05.9237.40AYU	633	05.9242.ERACB	633	05.9326.EQ	456	05.9384.TK	457
05.9136.14.DA	160	05.9210.40.78	630	05.9237.EQ	633	05.9242.ERADA	633	05.9326.TK	456	05.9385.14	457
05.9136.40	160	05.9210.40AC6	630	05.9237.EQACB	633	05.9242.ES	633	05.9327.14	456	05.9385.40	457
05.9136.40.1V	160	05.9210.40ACB	630	05.9237.EQADA	633	05.9242.ESACB	633	05.9327.40	456	05.9386.14	457
05.9136.40.CB	160	05.9210.40ADA	630	05.9237.ER	633	05.9242.ESADA	633	05.9327.ER	456	05.9386.40	457
05.9136.40.DA	160	05.9210.40AYU	630	05.9237.ERACB	633	05.9243.14	633	05.9328.ES	456	05.9386.EQ	457
05.9136.EQ	160	05.9210.EQ	630	05.9237.ERADA	633	05.9243.14ACB	633	05.9330.40	457	05.9386.TK	457
05.9136.EQ.1V	160	05.9210.EQACB	630	05.9237.ES	633	05.9243.14ADA	633	05.9331.40	457	05.9387.14	457
05.9136.EQ.CB	160	05.9210.EQADA	630	05.9237.ESACB	633	05.9243.40	633	05.9332.40	457	05.9387.40	457
05.9136.EQ.DA	160	05.9210.ER	630	05.9237.ESADA	633	05.9243.40.78	633	05.9333.40	457	05.9387.ER	457
05.9136.ER	160	05.9210.ERACB	630	05.9238.14	633	05.9243.40AC6	633	05.9334.14	457	05.9388.ES	457
05.9136.ER.1V	160	05.9210.ERADA	630	05.9238.14ACB	633	05.9243.40ACB	633	05.9334.40	457	05.9400.40	454
05.9136.ER.CB	160	05.9210.ES	630	05.9238.14ADA	633	05.9243.40ADA	633	05.9334.EQ	457	05.9401.40	454
05.9136.ER.DA	160	05.9210.ESACB	630	05.9238.40	633	05.9243.40AYU	633	05.9334.ER	457	05.9402.40	454
05.9136.ES	160	05.9210.ESADA	630	05.9238.40.78	633	05.9243.EQ	633	05.9334.ES	457	05.9403.40	454
05.9136.ES.1V	160	05.9211.14	630	05.9238.40AC6	633	05.9243.EQACB	633	05.9334.TK	457	05.9404.14	454
05.9136.ES.CB	160	05.9211.14ACB	630	05.9238.40ACB	633	05.9243.EQADA	633	05.9335.14	457	05.9404.40	454
05.9136.ES.DA	160	05.9211.14ADA	630	05.9238.40ADA	633	05.9243.ER	633	05.9335.40	457	05.9404.EQ	454
05.9137.14	161	05.9211.40	630	05.9238.40AYU	633	05.9243.ERACB	633	05.9336.14	457	05.9404.ER	454
05.9137.14.1V	161	05.9211.40.78	630	05.9238.EQ	633	05.9243.ERADA	633	05.9336.40	457	05.9404.ES	454
05.9137.14.CB	161	05.9211.40AC6	630	05.9238.EQACB	633	05.9243.ES	633	05.9336.EQ	457	05.9404.TK	454
05.9137.14.DA	161	05.9211.40ACB	630	05.9238.EQADA	633	05.9243.ESACB	633	05.9336.TK	457	05.9405.14	454
05.9137.40	161	05.9211.40ADA	630	05.9238.ER	633	05.9243.ESADA	633	05.9337.14	457	05.9405.40	454
05.9137.40.1V	161	05.9211.40AYU	630	05.9238.ERACB	633	05.9244.14	633	05.9337.40	457	05.9406.14	454
05.9137.40.CB	161	05.9211.EQ	630	05.9238.ERADA	633	05.9244.14ACB	633	05.9337.ER	457	05.9406.40	454
05.9137.40.DA	161	05.9211.EQACB	630	05.9238.ES	633	05.9244.14ADA	633	05.9338.ES	457	05.9406.EQ	454
05.9137.EQ	161	05.9211.EQADA	630	05.9238.ESACB	633	05.9244.40	633	05.9350.40	454	05.9406.TK	454
05.9137.EQ.1V	161	05.9211.ER	630	05.9238.ESADA	633	05.9244.40.78	633	05.9351.40	454	05.9407.14	454
05.9137.EQ.CB	161	05.9211.ERACB	630	05.9239.14	633	05.9244.40AC6	633	05.9352.40	454	05.9407.40	454
05.9137.EQ.DA	161	05.9211.ERADA	630	05.9239.14ACB	633	05.9244.40ACB	633	05.9353.40	454	05.9407.ER	454
05.9137.ER	161	05.9211.ES	630	05.9239.14ADA	633	05.9244.40ADA	633	05.9354.14	454	05.9408.ES	454
05.9137.ER.1V	161	05.9211.ESACB	630	05.9239.40	633	05.9244.40AYU	633	05.9354.40	454	05.9410.40	455
05.9137.ER.CB	161	05.9211.ESADA	630	05.9239.40.78	633	05.9244.EQ	633	05.9354.EQ	454	05.9411.40	455
05.9137.ER.DA	161	05.9212.14	631	05.9239.40AC6	633	05.9244.EQACB	633	05.9354.ER	454	05.9412.40	455
05.9137.ES	161	05.9212.14ACB	631	05.9239.40ACB	633	05.9244.EQADA	633	05.9354.ES	454	05.9413.40	455
05.9137.ES.1V	161	05.9212.14ADA	631	05.9239.40ADA	633	05.9244.ER	633	05.9354.TK	454	05.9414.14	455

QUICK SEARCH OF PRODUCT

Ref.	Page
05.9414.40	455
05.9414.EQ	455
05.9414.ER	455
05.9414.ES	455
05.9414.TK	455
05.9415.14	455
05.9415.40	455
05.9416.14	455
05.9416.40	455
05.9416.EQ	455
05.9416.TK	455
05.9417.14	455
05.9417.40	455
05.9417.ER	455
05.9418.ES	455
05.9420.40	456
05.9421.40	456
05.9422.40	456
05.9423.40	456
05.9424.14	456
05.9424.40	456
05.9424.EQ	456
05.9424.ER	456
05.9424.ES	456
05.9424.TK	456
05.9425.14	456
05.9425.40	456
05.9426.14	456
05.9426.40	456
05.9426.EQ	456
05.9426.TK	456
05.9427.14	456
05.9427.40	456
05.9427.ER	456
05.9428.ES	456
05.9430.40	457
05.9431.40	457
05.9432.40	457
05.9433.40	457
05.9434.14	457
05.9434.40	457
05.9434.EQ	457
05.9434.ER	457
05.9434.ES	457
05.9434.TK	457
05.9435.14	457
05.9435.40	457
05.9436.14	457
05.9436.40	457
05.9436.EQ	457
05.9436.TK	457
05.9437.14	457
05.9437.40	457
05.9437.ER	457
05.9438.ES	457
05.9500.40	464
05.9501.40	464
05.9502.40	464
05.9503.40	464
05.9504.14	464
05.9504.40	464
05.9504.EQ	464
05.9504.ER	464
05.9504.ES	464
05.9504.TK	464
05.9505.14	464
05.9505.40	464
05.9506.14	464
05.9506.40	464
05.9506.EQ	464
05.9506.TK	464
05.9507.14	464
05.9507.40	464
05.9507.ER	464
05.9508.ES	464
05.9510.40	465
05.9511.40	465
05.9512.40	465
05.9513.40	465
05.9514.14	465
05.9514.40	465
05.9514.EQ	465
05.9514.ER	465
05.9514.ES	465
05.9514.TK	465
05.9515.14	465
05.9515.40	465
05.9516.14	465
05.9516.40	465
05.9516.EQ	465
05.9516.TK	465
05.9517.14	465
05.9517.40	465
05.9517.ER	465
05.9518.ES	465

Ref.	Page
05.9520.40	466
05.9521.40	466
05.9522.40	466
05.9523.40	466
05.9524.14	466
05.9524.40	466
05.9524.EQ	466
05.9524.ER	466
05.9524.ES	466
05.9524.TK	466
05.9525.14	466
05.9525.40	466
05.9526.14	466
05.9526.40	466
05.9526.EQ	466
05.9526.TK	466
05.9527.14	466
05.9527.40	466
05.9527.ER	466
05.9528.ES	466
05.9530.40	464
05.9531.40	464
05.9532.40	464
05.9533.40	464
05.9534.14	464
05.9534.40	464
05.9534.EQ	464
05.9534.ER	464
05.9534.ES	464
05.9534.TK	464
05.9535.14	464
05.9535.40	464
05.9536.14	464
05.9536.40	464
05.9536.EQ	464
05.9536.TK	464
05.9537.14	464
05.9537.40	464
05.9537.ER	464
05.9538.ES	464
05.9540.40	465
05.9541.40	465
05.9542.40	465
05.9543.40	465
05.9544.14	465
05.9544.40	465
05.9544.EQ	465
05.9544.ER	465
05.9544.ES	465
05.9544.TK	465
05.9545.14	465
05.9545.40	465
05.9546.14	465
05.9546.40	465
05.9546.EQ	465
05.9546.TK	465
05.9547.14	465
05.9547.40	465
05.9547.ER	465
05.9548.ES	465
05.9550.40	466
05.9551.40	466
05.9552.40	466
05.9553.40	466
05.9554.14	466
05.9554.40	466
05.9554.EQ	466
05.9554.ER	466
05.9554.ES	466
05.9554.TK	466
05.9555.14	466
05.9555.40	466
05.9556.14	466
05.9556.40	466
05.9556.EQ	466
05.9556.TK	466
05.9557.14	466
05.9557.40	466
05.9557.ER	466
05.9558.ES	466
05.9560.40	464
05.9561.40	464
05.9562.40	464
05.9563.40	464
05.9564.14	464
05.9564.40	464
05.9564.EQ	464
05.9564.ER	464
05.9564.ES	464
05.9564.TK	464
05.9565.14	464
05.9565.40	464
05.9566.14	464
05.9566.40	464
05.9566.EQ	464

Ref.	Page
05.9566.TK	464
05.9567.14	464
05.9567.40	464
05.9567.ER	464
05.9568.ES	464
05.9570.40	465
05.9571.40	465
05.9572.40	465
05.9573.40	465
05.9574.14	465
05.9574.40	465
05.9574.EQ	465
05.9574.ER	465
05.9574.ES	465
05.9574.TK	465
05.9575.14	465
05.9575.40	465
05.9576.14	465
05.9576.40	465
05.9576.EQ	465
05.9576.TK	465
05.9577.14	465
05.9577.40	465
05.9577.ER	465
05.9578.ES	465
05.9580.40	466
05.9581.40	466
05.9582.40	466
05.9583.40	466
05.9584.14	466
05.9584.40	466
05.9584.EQ	466
05.9584.ER	466
05.9584.ES	466
05.9584.TK	466
05.9585.14	466
05.9585.40	466
05.9586.14	466
05.9586.40	466
05.9586.EQ	466
05.9586.TK	466
05.9587.14	466
05.9587.40	466
05.9587.ER	466
05.9588.ES	466
06.0157.00	195
06.0173.14	41
06.0301.00	241
06.0303.00	241
06.0330.C5	20
06.0331.C5	20
06.0332.C5	20
06.0335.00	20
06.0336.00	20
06.0337.00	21
06.0338.00	21
06.0339.00	22
06.0340.00	22
06.0341.00	23
06.0342.00	23
06.0343.00	24
06.0350.C5	24
06.0351.C5	24
06.0352.C5	24
06.0353.C5	24
06.0354.C5	25
06.0355.C5	25
06.0366.00	20
06.0367.00	20
06.0368.00	20
06.0369.00	20
06.0370.00	20
06.0371.00	20
06.0372.00	20
06.0373.00	21
06.0374.00	21
06.0375.00	21
06.0376.00	21
06.0377.00	21
06.0378.00	21
06.0379.00	21
06.0380.00	21
06.0381.00	22
06.0382.00	22
06.0383.00	22
06.0384.00	22
06.0385.00	22
06.0386.00	22
06.0387.00	22
06.0388.00	22
06.0389.00	23
06.0390.00	23
06.0391.00	23
06.0392.00	23
06.0393.00	23

Ref.	Page
06.0394.00	23
06.0395.00	23
06.0396.00	23
06.0403.C5	25
06.0404.C5	25
06.0420.14	250
06.0420.30	250
06.0436.14	343
06.0436.40	343
06.0436.AP	343
06.1005.00E	764
06.1012.00E	764
06.1013.00E	764
06.1014.00E	764
06.1016.00	744
06.1016.00	764
06.1019.00E	764
06.1020.00E	764
06.1022.00E	744
06.1022.00E	764
06.1023.00	744
06.1024.00	745
06.1032.00	519
06.1033.00	519
06.1034.00	519
06.1049.00	764
06.1600.14	148
06.1600.40	148
06.1601.14	148
06.1601.40	148
06.1602.14	148
06.1602.40	148
06.1603.14	148
06.1603.40	148
06.1604.14	148
06.1604.40	148
06.1605.14	148
06.1605.40	148
06.1606.14	148
06.1606.40	148
06.1607.14	148
06.1607.40	148
06.1608.14	148
06.1608.40	148
06.1609.14	148
06.1609.40	148
06.1610.14	149
06.1610.40	149
06.1612.14	149
06.1612.40	149
06.1614.14A	152
06.1614.40A	152
06.1615.14A	152
06.1615.40A	152
06.1616.14A	152
06.1616.40A	152
06.1617.14A	152
06.1617.40A	152
06.1618.14A	152
06.1618.40A	152
06.1619.14A	152
06.1619.40A	152
06.1620.14A	152
06.1620.40A	152
06.1621.14A	152
06.1621.40A	152
06.1622.14A	152
06.1622.40A	152
06.1623.14A	152
06.1623.40A	152
06.1624.14	153
06.1624.40	153
06.1626.14	150
06.1626.40	150
06.1627.14	150
06.1627.40	150
06.1628.14	150
06.1628.40	150
06.1629.14	150
06.1629.40	150
06.1630.14	150
06.1630.40	150
06.1631.14	150
06.1631.40	150
06.1632.14	150
06.1632.40	150
06.1633.14	150
06.1633.40	150
06.1634.14	150
06.1634.40	150
06.1635.14	150
06.1635.40	150
06.1638.14	146
06.1639.14	146
06.1640.14	146

Ref.	Page
06.1641.14	146
06.1642.14	146
06.1643.14	146
06.1644.14	146
06.1645.14	146
06.1646.14	146
06.1647.14	146
06.1648.14	147
06.1650.14	147
06.1651.14	147
06.1656.14	151
06.1656.40	151
06.1657.14	151
06.1657.40	151
06.1740.14	151
06.1741.14	151
06.1742.14	151
06.1850.14	240
06.1851.14	240
06.1852.14	240
06.1853.14	240
06.1860.14	241
06.1860.40	241
06.1861.14	241
06.1861.40	241
06.1862.14	241
06.1862.40	241
06.1863.14	241
06.1863.40	241
06.1974.00	724
06.1987.14	183
06.1987.14	245
06.1987.40	183
06.1987.40	245
06.1988.14	49
06.1988.14	70
06.1988.14	218
06.1988.40	49
06.1988.40	70
06.1988.40	218
06.2500.06	108
06.2500.14	108
06.2500.18	108
06.2500.40	108
06.2500.CZ	108
06.2501.06	108
06.2501.14	108
06.2501.18	108
06.2501.40	108
06.2501.CZ	108
06.2502.06	108
06.2502.14	108
06.2502.18	108
06.2502.40	108
06.2502.CZ	108
06.2506.14	108
06.2506.40	108
06.2509.14	109
06.2509.18	109
06.2509.40	109
06.2509.CZ	109
06.2510.06A	116
06.2510.14A	116
06.2510.18A	116
06.2510.40A	116
06.2510.CZA	116
06.2511.06A	116
06.2511.14A	116
06.2511.18A	116
06.2511.40A	116
06.2511.CZA	116
06.2540.14	108
06.2540.18	108
06.2540.40	108
06.2540.CZ	108
06.2541.14	108
06.2541.18	108
06.2541.40	108
06.2541.CZ	108
06.2542.14	108
06.2542.18	108
06.2542.40	108
06.2542.CZ	108
06.2543.14	108
06.2543.18	108
06.2543.40	108
06.2543.CZ	108
06.2544.14	108
06.2544.18	108
06.2544.40	108
06.2544.CZ	108
06.2545.14	109
06.2545.18	109
06.2545.40	109
06.2545.CZ	109

Ref.	Page
06.2546.14	109
06.2546.18	109
06.2546.40	109
06.2546.CZ	109
06.2600.14	78
06.2600.14	80
06.2600.40	78
06.2600.40	80
06.2600.EQ	78
06.2600.EQ	80
06.2600.ER	78
06.2600.ER	80
06.2600.ES	78
06.2600.ES	80
06.2601.14	78
06.2601.14	80
06.2601.40	78
06.2601.40	80
06.2601.EQ	78
06.2601.EQ	80
06.2601.ER	78
06.2601.ER	80
06.2601.ES	78
06.2601.ES	80
06.2602.14	78
06.2602.14	80
06.2602.40	78
06.2602.40	80
06.2603.14	78
06.2603.14	80
06.2603.40	78
06.2603.40	80
06.2603.EQ	78
06.2603.EQ	80
06.2603.ER	78
06.2603.ER	80
06.2603.ES	78
06.2603.ES	80
06.2604.14	78
06.2604.14	80
06.2604.40	78
06.2604.40	80
06.2604.EQ	78
06.2604.EQ	80
06.2604.ER	78
06.2604.ER	80
06.2604.ES	78
06.2604.ES	80
06.2605.14	78
06.2605.14	80
06.2605.40	78
06.2605.40	80
06.2606.14	79
06.2606.40	79
06.2606.EQ	79
06.2606.ER	79
06.2606.ES	79
06.2607.14	79
06.2607.40	79
06.2607.EQ	79
06.2607.ER	79
06.2607.ES	79
06.2608.14	79
06.2608.40	79
06.2609.14	79
06.2609.40	79
06.2609.EQ	79
06.2609.ER	79
06.2609.ES	79
06.2610.14	79
06.2610.40	79
06.2611.14	81
06.2611.40	81
06.2611.EQ	81
06.2611.ER	81
06.2611.ES	81
06.2612.14	81
06.2612.40	81
06.2612.EQ	81
06.2612.ER	81
06.2612.ES	81
06.2613.14	79
06.2613.40	79
06.2613.EQ	79
06.2613.ER	79
06.2613.ES	79
06.2614.14	79
06.2614.40	79
06.2614.EQ	79
06.2614.ER	79
06.2614.ES	79
06.2615.14	81
06.2615.40	81
06.2615.EQ	81
06.2615.ER	81

QUICK SEARCH OF PRODUCT

Ref.	Page	Ref.	Page	Ref.	Page	Ref.	Page	Ref.	Page	Ref.	Page
06.2615.ES	81	06.5063.14	192	06.6031.40	125	08.0211.ES	681	08.0556.14	621	08.0745.00	271
06.2616.14	81	06.5063.40	192	06.6032.14	124	08.0212.DRA	681	08.0556.40	621	08.0746.00	271
06.2616.40	81	06.5064.14	192	06.6033.14	125	08.0212.DYA	681	08.0556.CE	621	08.0747.00	271
06.2616.EQ	81	06.5064.40	192	06.6033.40	125	08.0212.EQA	681	08.0556.TK	621	08.0748.00	271
06.2616.ER	81	06.5070.05	196	06.6034.14	124	08.0212.ERA	681	08.0557.14	621	08.0756.00	460
06.2616.ES	81	06.5070.14	196	06.6034.14	125	08.0212.ESA	681	08.0557.40	621	08.0757.00	481
06.2617.14	81	06.5070.40	196	06.6034.40	125	08.0226.00A	681	08.0557.CE	621	08.0761.14	271
06.2617.40	81	06.5071.05	196	06.6035.14	124	08.0227.00	681	08.0557.TK	621	08.0761.30	271
06.2617.EQ	81	06.5071.14	196	06.6035.14	125	08.0228.DR	681	08.0580.00	460	08.0790.00	63
06.2617.ER	81	06.5071.40	196	06.6036.14	124	08.0228.DY	681	08.0581.00	460	08.0790.00	91
06.2617.ES	81	06.5072.05	196	06.6036.14	125	08.0228.EQ	681	08.0582.00	460	08.0790.00	135
06.2618.14	81	06.5072.14	196	06.6036.40	125	08.0228.ER	681	08.0583.00	460	08.0790.00	159
06.2618.40	81	06.5072.40	196	07.9630.70	704	08.0228.ES	681	08.0584.00	460	08.0790.00	215
06.2619.14	103	06.5073.05	196	07.9630.70	704	08.0231.00	681	08.0586.00	460	08.0790.00	455
06.2619.40	103	06.5073.14	196	07.9630.76	705	08.0254.00A	681	08.0600.14	195	08.0790.00	457
06.2619.EQ	103	06.5073.40	196	07.9630.76	705	08.0255.00	681	08.0600.40	195	08.0791.00	63
06.2619.ER	103	06.5074.14	196	07.9630.AN	704	08.0269.00	437	08.0611.14	191	08.0791.00	91
06.2619.ES	103	06.5074.40	196	07.9630.AN	704	08.0270.00	437	08.0611.14	193	08.0791.00	135
06.2620.14	103	06.5100.14	47	07.9630.AP	704	08.0360.14	481	08.0612.14	191	08.0791.00	159
06.2620.40	103	06.5100.40	47	07.9630.AP	704	08.0360.40	481	08.0612.14	193	08.0791.00	215
06.2620.EQ	103	06.5101.14	47	07.9630.CE	705	08.0361.00	481	08.0613.14A	49	08.0791.00	455
06.2620.ER	103	06.5101.40	47	07.9630.CE	705	08.0500.00	621	08.0613.14A	103	08.0791.00	457
06.2620.ES	103	06.5110.14	48	07.9641.14A	704	08.0501.00	621	08.0613.14A	193	08.0792.00	63
06.2621.14	79	06.5110.40	48	07.9641.14ADA	704	08.0505.00	621	08.0614.14	191	08.0792.00	91
06.2621.40	79	06.5111.14	48	07.9642.14A	704	08.0506.14	621	08.0614.14	193	08.0792.00	135
06.2621.EQ	79	06.5111.40	48	07.9642.14ADA	704	08.0506.40	621	08.0615.00	193	08.0792.00	159
06.2621.ER	79	06.5112.14	48	08.0030	259	08.0506.CE	621	08.0616.00	195	08.0792.00	215
06.2621.ES	79	06.5112.40	48	08.0031.00	259	08.0506.TK	621	08.0626.00	197	08.0792.00	455
06.5008.14	191	06.5113.14	48	08.0031.00.DA	259	08.0507.14	621	08.0627.00	195	08.0792.00	457
06.5010.05	192	06.5113.40	48	08.0032.00	47	08.0507.40	621	08.0630.14	109	08.0793.00	63
06.5010.14	192	06.5115.14	47	08.0033.00	47	08.0507.CE	621	08.0630.40	109	08.0793.00	93
06.5010.40	192	06.5115.40	47	08.0050.00	165	08.0507.TK	621	08.0631.14	197	08.0793.00	161
06.5011.05	192	06.5116.14	47	08.0050.00	207	08.0510.00	437	08.0631.40	197	08.0793.00	215
06.5011.14	192	06.5116.40	47	08.0052.90	437	08.0511.00	437	08.0632.14A	197	08.0793.00	465
06.5011.40	192	06.5117.14	47	08.0059.90	437	08.0512.00	437	08.0632.40A	197	08.0793.00	467
06.5012.05	192	06.5117.40	47	08.0109.00	259	08.0513.00	437	08.0640.02	700	08.0793.00	634
06.5012.14	192	06.5118.14	47	08.0110.00	259	08.0515.00	437	08.0640.14	700	08.0794.00	63
06.5012.40	192	06.5118.40	47	08.0112.00	259	08.0516.00	437	08.0640.40	700	08.0794.00	93
06.5013.05	192	06.5120.14	49	08.0113.00	259	08.0517.00	437	08.0640.ET	700	08.0794.00	161
06.5013.14	192	06.5120.40	49	08.0131.14	250	08.0518.00	437	08.0640.EU	700	08.0794.00	215
06.5013.40	192	06.5121.14	49	08.0131.29	250	08.0520.02A	700	08.0641.02	700	08.0794.00	465
06.5014.14	192	06.5121.40	49	08.0131.40	250	08.0520.14A	700	08.0641.14	700	08.0794.00	467
06.5014.40	192	06.5122.14	49	08.0132.00	552	08.0520.40A	700	08.0641.40	700	08.0794.00	634
06.5015.05	193	06.5122.40	49	08.0139.00	250	08.0520.ETA	700	08.0641.ET	700	08.0795.00	63
06.5015.14	193	06.5123.14	49	08.0160.14	482	08.0520.EUA	700	08.0641.EU	700	08.0795.00	93
06.5015.40	193	06.5123.40	49	08.0160.40	482	08.0521.02A	700	08.0642.02	701	08.0795.00	161
06.5016.05	193	06.5125.14	47	08.0161.14	483	08.0521.14A	700	08.0642.14	701	08.0795.00	215
06.5016.14	193	06.5125.40	47	08.0161.40	483	08.0521.40A	700	08.0642.40	701	08.0795.00	465
06.5016.40	193	06.5126.14	47	08.0164.14	482	08.0521.ETA	700	08.0642.ET	701	08.0795.00	467
06.5017.05	193	06.5126.40	47	08.0164.40	482	08.0521.EUA	700	08.0642.EU	701	08.0795.00	634
06.5017.14	193	06.5127.14	47	08.0165.14	483	08.0522.02A	700	08.0661.14	460	08.0796.00	63
06.5017.40	193	06.5127.40	47	08.0165.40	483	08.0522.14A	700	08.0661.40	460	08.0796.00	215
06.5020.05	196	06.5128.14	47	08.0166.00	482	08.0522.40A	700	08.0670.14	493	08.0796.00	634
06.5020.14	196	06.5128.40	47	08.0167.00	483	08.0522.ETA	700	08.0670.40	493	08.0797.00	63
06.5020.40	196	06.5135.14A	47	08.0175.14	63	08.0522.EUA	700	08.0671.14	511	08.0797.00	215
06.5021.05	196	06.5135.40A	47	08.0175.14	215	08.0523.02A	700	08.0671.40	511	08.0797.00	634
06.5021.14	196	06.5140.14	47	08.0175.14	634	08.0523.14A	700	08.0672.00	493	08.0798.00	63
06.5021.40	196	06.5140.40	47	08.0175.14	638	08.0523.40A	700	08.0673.00	511	08.0798.00	215
06.5022.05	196	06.5141.14	47	08.0175.14	639	08.0523.ETA	700	08.0711.00	493	08.0798.00	634
06.5022.14	196	06.5141.40	47	08.0175.14	640	08.0523.EUA	700	08.0712.00	493	08.0799.00	63
06.5022.40	196	06.5142.14A	47	08.0176.14	63	08.0524.02	701	08.0713.00	493	08.0799.00	215
06.5023.05	196	06.5142.40A	47	08.0176.14	215	08.0524.14	701	08.0714.00	511	08.0799.00	634
06.5023.14	196	06.5150.14	49	08.0176.14	634	08.0524.40	701	08.0715.00	511	08.0824.14	24
06.5023.40	196	06.5150.40	49	08.0176.14	638	08.0524.ET	701	08.0715.00	511	08.0824.14	41
06.5024.14	196	06.5151.14	49	08.0176.14	639	08.0524.EU	701	08.0716.00	511	08.0824.14	49
06.5024.40	196	06.5151.40	49	08.0176.14	640	08.0525.02A	701	08.0716.00	511	08.0824.14	116
06.5025.05	197	06.5152.14	49	08.0177.14	641	08.0525.14A	701	08.0717.00	511	08.0824.14	138
06.5025.14	197	06.5152.40	49	08.0177.14	642	08.0525.40A	701	08.0718.00	511	08.0824.14	183
06.5025.40	197	06.5153.14	49	08.0177.14	643	08.0525.ETA	701	08.0719.00	511	08.0825.00	482
06.5026.05	197	06.5153.40	49	08.0178.14	641	08.0525.EUA	701	08.0720.00	511	08.0826.00	483
06.5026.14	197	06.5155.14	47	08.0178.14	642	08.0526.00	65	08.0721.14	493	08.0900.14	342
06.5026.40	197	06.5155.40	47	08.0178.14	643	08.0526.00	205	08.0721.40	493	08.0900.40	342
06.5040.14	190	06.5156.14	47	08.0180.00	41	08.0526.00	234	08.0722.14	493	08.0900.AP	342
06.5041.14	190	06.5156.40	47	08.0181.00	41	08.0526.00	244	08.0722.40	493	08.0901.14	342
06.5042.14	190	06.5157.14	47	08.0182.00	41	08.0526.00	596	08.0723.14	493	08.0901.40	342
06.5043.14	190	06.5157.40	47	08.0190.14	138	08.0526.00	622	08.0723.40	493	08.0901.AP	342
06.5044.14	190	06.5158.14	47	08.0191.14	138	08.0526.00	666	08.0724.14	511	08.0903.14	342
06.5045.14	191	06.5158.40	47	08.0192.00	482	08.0526.00	685	08.0724.40	511	08.0903.40	342
06.5046.14	191	06.6000.14	124	08.0193.00	483	08.0526.40	65	08.0725.14	511	08.0903.AP	342
06.5047.14	191	06.6001.14	124	08.0194.00	41	08.0526.40	205	08.0725.40	511	08.0904.14	342
06.5050.14	190	06.6002.14	124	08.0195.00	41	08.0526.40	234	08.0726.14	511	08.0904.40	342
06.5051.14	190	06.6003.14	124	08.0205.00A	681	08.0526.40	244	08.0726.40	511	08.0904.AP	342
06.5052.14	190	06.6004.14	124	08.0206.00	681	08.0526.40	596	08.0727.00	493	08.0905.14	342
06.5053.14	190	06.6010.14	125	08.0207.00A	681	08.0526.40	666	08.0728.00	511	08.0905.40	342
06.5054.14	190	06.6010.40	125	08.0208.00	681	08.0526.40	685	08.0729.00	493	08.0905.AP	342
06.5060.05	192	06.6011.14	125	08.0209.DR	681	08.0526.BW	65	08.0730.00	511	08.0906.14	342
06.5060.14	192	06.6011.40	125	08.0209.DY	681	08.0526.BW	205	08.0731.00	493	08.0906.40	342
06.5060.40	192	06.6012.14	125	08.0209.EQ	681	08.0526.BW	234	08.0732.00	493	08.0906.AP	342
06.5061.05	192	06.6012.40	125	08.0209.ER	681	08.0526.BW	244	08.0735.00	511	08.0910.14	342
06.5061.14	192	06.6013.14	125	08.0209.ES	681	08.0526.BW	596	08.0736.00	511	08.0910.40	342
06.5061.40	192	06.6013.40	125	08.0210.00A	681	08.0526.BW	666	08.0739.00	493	08.0910.AP	342
06.5062.05	192	06.6014.14	125	08.0211.DR	681	08.0526.BW	685	08.0740.00	493	08.0911.14	342
06.5062.14	192	06.6014.40	125	08.0211.DY	681	08.0550.00	621	08.0741.00	511	08.0911.40	342
06.5062.40	192	06.6030.14	124	08.0211.EQ	681	08.0551.00	621	08.0742.00	511	08.0911.AP	342
06.5063.05	192	06.6031.14	125	08.0211.ER	681	08.0555.00	621	08.0744.00	271	08.0913.14	342

QUICK SEARCH OF PRODUCT

Ref.	Page
08.0913.40	342
08.0913.AP	342
08.0914.14	342
08.0914.40	342
08.0914.AP	342
08.0915.14	342
08.0915.14	342
08.0915.40	342
08.0915.40	342
08.0915.AP	342
08.0915.AP	342
08.0920.14	342
08.0920.40	342
08.0920.AP	342
08.0921.14	342
08.0921.40	342
08.0921.AP	342
08.0923.14	342
08.0923.40	342
08.0923.AP	342
08.0924.14	342
08.0924.40	342
08.0924.AP	342
08.0925.14	342
08.0925.14	342
08.0925.40	342
08.0925.40	342
08.0925.AP	342
08.0925.AP	342
08.0950.00	291
08.0951.00	291
08.0952.00	291
08.0953.00	291
08.0954.14	291
08.0954.40	291
08.0955.14	291
08.0955.40	291
08.0956.14	291
08.0956.14	291
08.0956.40	291
08.0956.40	291
08.0958.00	271
08.1042.00	24
08.3309.14	265
08.3310.19	265
08.8118.68	609
08.8119.00	608
08.8137.00	608
08.8163.68	596
08.8163.68	666
08.8175.68	596
08.8175.68	666
08.8242.14	609
08.8297.00	745
08.8297.00	764
08.8298.00	764
08.8359.00	608
08.8377.14	609
08.8410.00	596
08.8410.00	666
08.8411.00	596
08.8411.00	666
08.8418.68A	165
08.8418.68A	207
08.8419.14A	165
08.8419.14A	207
08.8420.00	552
08.8422.00	711
08.8423.00	713
08.8427.14	162
08.8428.00	65
08.8428.00	205
08.8428.00	234
08.8428.00	244
08.8428.00	596
08.8428.00	622
08.8428.00	666
08.8428.00	685
08.8429.00	65
08.8429.00	205
08.8429.00	234
08.8429.00	244
08.8429.00	596
08.8429.00	622
08.8429.00	666
08.8429.00	685
08.8431.00	65
08.8431.00	205
08.8431.00	234
08.8431.00	244
08.8431.00	596
08.8431.00	622
08.8431.00	666
08.8431.00	685
08.8432.00	65

Ref.	Page
08.8432.00	205
08.8432.00	234
08.8432.00	244
08.8432.00	596
08.8432.00	622
08.8432.00	666
08.8432.00	685
08.8450.00	609
08.8451.00	609
08.8452.00	609
08.8453.14	609
08.8453.40	609
08.8479.00	552
08.8495.14	596
08.8495.14	666
08.8501.64.OD	265
08.8501.65.OD	265
08.8501.66.OD	265
08.8501.67.OD	265
08.8501.69	265
08.8501.CL	265
08.8501.DL	265
08.8501.ND	265
08.8512.00C	744
08.8513.00C	744
08.8572.14D	514
08.8572.14D	514
08.8572.14D	515
08.8572.14D1V	514
08.8572.14D1V	514
08.8572.14D1V	515
08.8572.14DDA	514
08.8572.14DDA	514
08.8572.14DDA	515
08.8573.14D	514
08.8573.14D	514
08.8573.14D	515
08.8573.14D1V	514
08.8573.14D1V	514
08.8573.14D1V	515
08.8573.14DDA	514
08.8573.14DDA	514
08.8573.14DDA	515
08.8590.06A	748
08.8590.40A	748
08.8590.AAA	748
08.8591.06A	748
08.8591.40A	748
08.8591.AAA	748
08.8595.06A	748
08.8595.40A	748
08.8595.AAA	748
08.8596.06A	748
08.8596.40A	748
08.8596.AAA	748
08.8627.68	265
08.8634.00	195
08.8662.14D	514
08.8662.14D	514
08.8662.14D	515
08.8662.14D1V	514
08.8662.14D1V	514
08.8662.14D1V	515
08.8662.14DDA	514
08.8662.14DDA	514
08.8662.14DDA	515
08.8663.14D	514
08.8663.14D	514
08.8663.14D	515
08.8663.14D1V	514
08.8663.14D1V	514
08.8663.14D1V	515
08.8663.14DDA	514
08.8663.14DDA	514
08.8663.14DDA	515
08.8701.14	263
08.8701.30	263
08.8702.14	263
08.8702.30	263
08.8705.14	262
08.8705.30	262
08.8706.14	262
08.8706.30	262
08.8707.14	262
08.8707.30	262
08.8708.14	262
08.8708.30	262
08.8709.14	263
08.8709.30	263
08.8710.14	263
08.8710.30	263
08.8711.00	263
08.8720.14	262
08.8720.30	262
08.8721.14	262

Ref.	Page
08.8721.30	262
08.8759.00	179
08.8760.00	179
08.8761.00	179
08.8775.14	705
08.8775.40	705
08.8782.30	649
08.8783.06	649
08.8783.14	649
08.8783.30	649
08.8865.14A	147
08.8866.14	147
08.8866.14	191
08.8866.14	240
08.8867.14	147
08.8867.14	191
08.8867.14	240
08.8883.14A	151
08.8883.14A	195
08.8883.40A	151
08.8883.40A	195
08.8886.14	151
08.8886.14.CB	151
08.8886.14.DA	151
08.8886.40	151
08.8886.40.CB	151
08.8886.40.DA	151
08.8887.14A	149
08.8887.14A	151
08.8887.14A	153
08.8887.40A	149
08.8887.40A	151
08.8887.40A	153
08.8889.14	151
08.8889.14	195
08.8889.40	151
08.8889.40	195
08.8974.00	589
08.8975.00	589
08.8976.14	589
08.8977.00	589
08.8978.00	589
08.8979.00	589
08.8980.14	589
08.8994.14	596
08.8994.30	596
08.8995.14	596
08.8995.30	596
08.9050.02	259
08.9050.40	259
08.9050.NS	259
08.9051.02	259
08.9051.40	259
08.9051.NS	259
08.9052.02	259
08.9052.40	259
08.9052.NS	259
08.9053.02	259
08.9053.40	259
08.9053.NS	259
08.9056.02	259
08.9056.40	259
08.9056.NS	259
08.9057.02	259
08.9057.40	259
08.9057.NS	259
08.9070.14	240
08.9071.14	241
08.9071.40	241
08.9074.14	241
08.9102.00	552
08.9102.00	619
08.9103.00	552
08.9103.00	619
08.9104.00	552
08.9105.00	619
08.9107.00	234
08.9107.00	666
08.9107.00	685
08.9108.00	234
08.9108.00	666
08.9108.00	685
08.9109.00	234
08.9109.00	666
08.9109.00	685
08.9110.00	234
08.9110.00	666
08.9110.00	685
08.9111.00	234
08.9111.00	666
08.9111.00	685
08.9111.40	666
08.9111.BW	666
08.9114.00	552
09.0045.29B	709

Ref.	Page
09.0045.30B	709
09.0045.BZB	709
09.0100.29B	709
09.0100.30B	709
09.0100.BZB	709
09.0101.29B	709
09.0101.30B	709
09.0101.BZB	709
09.0102.29B	709
09.0102.30B	709
09.0102.BZB	709
09.0103.29B	709
09.0103.30B	709
09.0103.BZB	709
09.0104.29A	709
09.0104.30A	709
09.0104.BZA	709
09.0120.29B	709
09.0120.30B	709
09.0120.BZB	709
09.0217.14C	264
09.0217.30C	264
09.0218.14C	264
09.0218.30C	264
09.0219.14C	264
09.0219.30C	264
09.0360.14	264
09.0360.30	264
09.0361.14	264
09.0361.30	264
09.0362.14	264
09.0362.30	264
09.0365.14A	264
09.0365.30A	264
09.0366.14A	264
09.0366.30A	264
09.0367.14A	264
09.0367.30A	264
09.2110.05C	707
09.2110.05CDA	707
09.2110.14C	707
09.2110.14CDA	707
09.2110.40C	707
09.2110.40CDA	707
09.2111.05C	707
09.2111.05CDA	707
09.2111.14C	707
09.2111.14CDA	707
09.2111.40C	707
09.2111.40CDA	707
09.2112.05C	707
09.2112.05CDA	707
09.2112.14C	707
09.2112.14CDA	707
09.2112.40C	707
09.2112.40CDA	707
09.2125.05B	707
09.2125.05BDA	707
09.2125.14B	707
09.2125.14BDA	707
09.2125.40B	707
09.2125.40BDA	707
09.2126.05B	707
09.2126.05BDA	707
09.2126.14B	707
09.2126.14BDA	707
09.2126.40B	707
09.2126.40BDA	707
09.2127.05B	707
09.2127.05BDA	707
09.2127.14B	707
09.2127.14BDA	707
09.2127.40B	707
09.2127.40BDA	707
09.3200.29A	711
09.3200.30A	711
09.3200.55A	711
09.3200.ANA	711
09.3200.BZA	711
09.3201.29A	711
09.3201.30A	711
09.3201.55A	711
09.3201.ANA	711
09.3201.BZA	711
09.3310.01C	713
09.3310.04C	713
09.3310.72C	713
09.3600.14A	650
09.3600.14ACB	650
09.3600.14.DA	650
09.3600.40	650
09.3600.40ACB	650
09.3600.40.DA	650
09.3601.14A	650
09.3601.14ACB	650

Ref.	Page
09.3601.14.DA	650
09.3601.40	650
09.3601.40ACB	650
09.3601.40.DA	650
09.3602.14A	650
09.3602.14ACB	650
09.3602.14.DA	650
09.3602.40	650
09.3602.40ACB	650
09.3602.40.DA	650
09.3603.14A	650
09.3603.14ACB	650
09.3603.14.DA	650
09.3603.40	650
09.3603.40ACB	650
09.3603.40.DA	650
09.3604.14A	650
09.3604.14ACB	650
09.3604.14.DA	650
09.3604.40	650
09.3604.40ACB	650
09.3604.40.DA	650
09.3605.14A	650
09.3605.14ACB	650
09.3605.14.DA	650
09.3605.40	650
09.3605.40ACB	650
09.3605.40.DA	650
09.3707.06C	648
09.3707.14C	648
09.3707.30C	648
09.3708.06C	648
09.3708.14C	648
09.3708.30C	648
09.3710.06C	649
09.3710.14C	649
09.3710.30C	649
09.3711.06C	649
09.3711.14C	649
09.3711.30C	649
09.3750.06A	647
09.3750.14A	647
09.3750.30A	647
09.3751.06A	647
09.3751.14A	647
09.3751.30A	647
09.3755.06A	647
09.3755.14A	647
09.3755.30A	647
09.3756.06A	647
09.3756.14A	647
09.3756.30A	647
09.3780.06A	646
09.3780.14A	646
09.3780.30A	646
09.3781.06A	646
09.3781.14A	646
09.3781.30A	646
09.3800.06A	110
09.3800.14A	110
09.3800.18A	110
09.3800.40A	110
09.3800.CZA	110
09.3801.06A	110
09.3801.14A	110
09.3801.18A	110
09.3801.40A	110
09.3801.CZA	110
09.3802.06A	110
09.3802.14A	110
09.3802.18A	110
09.3802.40A	110
09.3802.CZA	110
09.3803.06A	110
09.3803.14A	110
09.3803.18A	110
09.3803.40A	110
09.3803.CZA	110
09.3810.06A	111
09.3810.14A	111
09.3810.18A	111
09.3810.40A	111
09.3810.CZA	111
09.3811.06A	111
09.3811.14A	111
09.3811.18A	111
09.3811.40A	111
09.3811.CZA	111
09.3812.06A	111
09.3812.14A	111
09.3812.18A	111
09.3812.40A	111
09.3812.CZA	111
09.3813.06A	111
09.3813.14A	111

Ref.	Page
09.3813.18A	111
09.3813.40A	111
09.3813.CZA	111
09.3820.06A	113
09.3820.14A	113
09.3820.18A	113
09.3820.40A	113
09.3820.CZA	113
09.3821.06A	113
09.3821.14A	113
09.3821.18A	113
09.3821.40A	113
09.3821.CZA	113
09.3822.06A	113
09.3822.14A	113
09.3822.18A	113
09.3822.40A	113
09.3822.CZA	113
09.3823.06A	113
09.3823.14A	113
09.3823.18A	113
09.3823.40A	113
09.3823.CZA	113
09.3830.06A	114
09.3830.14A	114
09.3830.18A	114
09.3830.40A	114
09.3830.CZA	114
09.3831.06A	114
09.3831.14A	114
09.3831.18A	114
09.3831.40A	114
09.3831.CZA	114
09.3832.06A	114
09.3832.14A	114
09.3832.18A	114
09.3832.40A	114
09.3832.CZA	114
09.3833.06A	114
09.3833.14A	114
09.3833.18A	114
09.3833.40A	114
09.3833.CZA	114
09.3840.06A	115
09.3840.14A	115
09.3840.18A	115
09.3840.40A	115
09.3840.CZA	115
09.3841.06A	115
09.3841.14A	115
09.3841.18A	115
09.3841.40A	115
09.3841.CZA	115
09.3842.06A	115
09.3842.14A	115
09.3842.18A	115
09.3842.40A	115
09.3842.CZA	115
09.3843.06A	115
09.3843.14A	115
09.3843.18A	115
09.3843.40A	115
09.3843.CZA	115
09.3850.06	115
09.3850.14	115
09.3850.18	115
09.3850.40	115
09.3850.CZ	115
09.3851.06	115
09.3851.14	115
09.3851.18	115
09.3851.40	115
09.3851.CZ	115
09.3860.06A	112
09.3860.14A	112
09.3860.18A	112
09.3860.40A	112
09.3860.CZA	112
09.3861.06A	112
09.3861.14A	112
09.3861.18A	112
09.3861.40A	112
09.3861.CZA	112
09.3862.06A	112
09.3862.14A	112
09.3862.18A	112
09.3862.40A	112
09.3862.CZA	112
09.3863.06A	112
09.3863.14A	112
09.3863.18A	112
09.3863.40A	112
09.3863.CZA	112
09.3864.06A	112
09.3864.14A	112

QUICK SEARCH OF PRODUCT

Ref.	Page	Ref.	Page	Ref.	Page	Ref.	Page	Ref.	Page	Ref.	Page
09.3864.18A	112	09.3941.18A	115	09.4461.30A	655	09.4521.30ADA	593	09.4872.30A	656	09.4950.30BDA	662
09.3864.40A	112	09.3941.40A	115	09.4461.30ADA	655	09.4522.14A	593	09.4872.30BDA	656	09.4951.14A	662
09.3864.CZA	112	09.3941.CZA	115	09.4462.14A	655	09.4522.14ADA	593	09.4880.14A	661	09.4951.30A	662
09.3865.06A	112	09.3942.06A	115	09.4462.14ADA	655	09.4522.30A	593	09.4880.30A	661	09.4953.14A	662
09.3865.14A	112	09.3942.14A	115	09.4462.30A	655	09.4522.30ADA	593	09.4881.14A	661	09.4953.14BDA	662
09.3865.18A	112	09.3942.18A	115	09.4462.30ADA	655	09.4523.14A	593	09.4881.30A	661	09.4953.30A	662
09.3865.40A	112	09.3942.40A	115	09.4463.14A	655	09.4523.14ADA	593	09.4882.14A	661	09.4953.30BDA	662
09.3865.CZA	112	09.3942.CZA	115	09.4463.14ADA	655	09.4523.30A	593	09.4882.30A	661	09.4954.14A	662
09.3900.06A	110	09.3943.06A	115	09.4463.30A	655	09.4523.30ADA	593	09.4883.14A	661	09.4954.30A	662
09.3900.14A	110	09.3943.14A	115	09.4463.30ADA	655	09.4524.14A	593	09.4883.30A	661	09.4956.14A	662
09.3900.18A	110	09.3943.18A	115	09.4464.14A	655	09.4524.14ADA	593	09.4884.14A	661	09.4956.14BDA	662
09.3900.40A	110	09.3943.40A	115	09.4464.14ADA	655	09.4524.30A	593	09.4884.30A	661	09.4956.30A	662
09.3900.CZA	110	09.3943.CZA	115	09.4464.30A	655	09.4524.30ADA	593	09.4885.14A	661	09.4956.30BDA	662
09.3901.06A	110	09.3950.06	115	09.4464.30ADA	655	09.4525.14A	593	09.4885.30A	661	09.4957.14A	662
09.3901.14A	110	09.3950.14	115	09.4465.14A	655	09.4525.14ADA	593	09.4886.14A	661	09.4957.30A	662
09.3901.18A	110	09.3950.18	115	09.4465.14ADA	655	09.4525.30A	593	09.4886.30A	661	09.4980.14	662
09.3901.40A	110	09.3950.40	115	09.4465.30A	655	09.4525.30ADA	593	09.4887.14A	661	09.4980.14ADA	662
09.3901.CZA	110	09.3950.CZ	115	09.4465.30ADA	655	09.4526.14A	593	09.4887.30A	661	09.4980.30	662
09.3902.06A	110	09.3951.06	115	09.4470.14A	655	09.4526.14ADA	593	09.4888.14A	661	09.4980.30ADA	662
09.3902.14A	110	09.3951.14	115	09.4470.14ADA	655	09.4526.30A	593	09.4888.30A	661	09.4981.14	662
09.3902.18A	110	09.3951.18	115	09.4470.30A	655	09.4526.30ADA	593	09.4910.14A	594	09.4981.14ADA	662
09.3902.40A	110	09.3951.40	115	09.4470.30ADA	655	09.4527.14A	593	09.4910.14BDA	594	09.4981.30	662
09.3902.CZA	110	09.3951.CZ	115	09.4471.14A	655	09.4527.14ADA	593	09.4910.30A	594	09.4981.30ADA	662
09.3903.06A	110	09.3960.06A	112	09.4471.14ADA	655	09.4527.30A	593	09.4910.30BDA	594	09.4982.14	662
09.3903.14A	110	09.3960.14A	112	09.4471.30A	655	09.4527.30ADA	593	09.4911.14A	594	09.4982.14ADA	662
09.3903.18A	110	09.3960.18A	112	09.4471.30ADA	655	09.4840.14A	661	09.4911.14BDA	594	09.4982.30	662
09.3903.40A	110	09.3960.40A	112	09.4472.14A	655	09.4840.14BDA	661	09.4911.30A	594	09.4982.30ADA	662
09.3903.CZA	110	09.3960.CZA	112	09.4472.14ADA	655	09.4840.30A	661	09.4911.30BDA	594	09.4983.14	662
09.3910.06A	111	09.3961.06A	112	09.4472.30A	655	09.4840.30BDA	661	09.4912.14A	594	09.4983.30	662
09.3910.14A	111	09.3961.14A	112	09.4472.30ADA	655	09.4841.14A	661	09.4912.14BDA	594	09.4984.14	662
09.3910.18A	111	09.3961.18A	112	09.4480.14A	660	09.4841.14BDA	661	09.4912.30A	594	09.4984.30	662
09.3910.40A	111	09.3961.40A	112	09.4480.30A	660	09.4841.30A	661	09.4912.30BDA	594	09.4985.14	662
09.3910.CZA	111	09.3961.CZA	112	09.4481.14A	660	09.4841.30BDA	661	09.4913.14A	594	09.4985.30	662
09.3911.06A	111	09.3962.06A	112	09.4481.30A	660	09.4842.14A	661	09.4913.14BDA	594	09.7210.14C	227
09.3911.14A	111	09.3962.14A	112	09.4482.14A	660	09.4842.14BDA	661	09.4913.30A	594	09.7210.40C	227
09.3911.18A	111	09.3962.18A	112	09.4482.30A	660	09.4842.30A	661	09.4913.30BDA	594	09.7210.40C78	227
09.3911.40A	111	09.3962.40A	112	09.4483.14A	660	09.4842.30BDA	661	09.4914.14A	594	09.7211.14C	227
09.3911.CZA	111	09.3962.CZA	112	09.4483.30A	660	09.4843.14A	661	09.4914.14BDA	594	09.7211.40C	227
09.3912.06A	111	09.3963.06A	112	09.4484.14A	660	09.4843.14BDA	661	09.4914.30A	594	09.7211.40C78	227
09.3912.14A	111	09.3963.14A	112	09.4484.30A	660	09.4843.30A	661	09.4914.30BDA	594	09.7212.14C	227
09.3912.18A	111	09.3963.18A	112	09.4485.14A	660	09.4843.30BDA	661	09.4915.14A	594	09.7212.40C	227
09.3912.40A	111	09.3963.40A	112	09.4485.30A	660	09.4844.14A	661	09.4915.14BDA	594	09.7212.40C78	227
09.3912.CZA	111	09.3963.CZA	112	09.4486.14A	660	09.4844.14BDA	661	09.4915.30A	594	09.7213.14C	227
09.3913.06A	111	09.3964.06A	112	09.4486.30A	660	09.4844.30A	661	09.4915.30BDA	594	09.7213.40C	227
09.3913.14A	111	09.3964.14A	112	09.4487.14A	660	09.4844.30BDA	661	09.4916.14A	594	09.7213.40C78	227
09.3913.18A	111	09.3964.18A	112	09.4487.30A	660	09.4845.14A	661	09.4916.14BDA	594	09.7214.14C	227
09.3913.40A	111	09.3964.40A	112	09.4488.14A	660	09.4845.14BDA	661	09.4916.30A	594	09.7214.40C	227
09.3913.CZA	111	09.3964.CZA	112	09.4488.30A	660	09.4845.30A	661	09.4916.30BDA	594	09.7214.40C78	227
09.3920.06A	113	09.3965.06A	112	09.4510.14A	592	09.4845.30BDA	661	09.4917.14A	594	09.7215.14C	227
09.3920.14A	113	09.3965.14A	112	09.4510.14ADA	592	09.4850.14A	661	09.4917.14BDA	594	09.7215.40C	227
09.3920.18A	113	09.3965.18A	112	09.4510.30A	592	09.4850.14BDA	661	09.4917.30A	594	09.7215.40C78	227
09.3920.40A	113	09.3965.40A	112	09.4510.30ADA	592	09.4850.30A	661	09.4917.30BDA	594	09.7216.14C	227
09.3920.CZA	113	09.3965.CZA	112	09.4511.14A	592	09.4850.30BDA	661	09.4918.14A	594	09.7216.40C	227
09.3921.06A	113	09.4440.14A	660	09.4511.14ADA	592	09.4851.14A	661	09.4918.14BDA	594	09.7216.40C78	227
09.3921.14A	113	09.4440.14BDA	660	09.4511.30A	592	09.4851.14BDA	661	09.4918.30A	594	09.7217.14C	227
09.3921.18A	113	09.4440.30A	660	09.4511.30ADA	592	09.4851.30A	661	09.4918.30BDA	594	09.7217.40C	227
09.3921.40A	113	09.4440.30BDA	660	09.4512.14A	592	09.4851.30BDA	661	09.4919.14A	595	09.7217.40C78	227
09.3921.CZA	113	09.4441.14A	660	09.4512.14ADA	592	09.4852.14A	661	09.4919.14BDA	595	09.7218.14C	227
09.3922.06A	113	09.4441.14BDA	660	09.4512.30A	592	09.4852.14BDA	661	09.4919.30A	595	09.7218.40C	227
09.3922.14A	113	09.4441.30A	660	09.4512.30ADA	592	09.4852.30A	661	09.4919.30BDA	595	09.7218.40C78	227
09.3922.18A	113	09.4441.30BDA	660	09.4513.14A	592	09.4852.30BDA	661	09.4920.14A	595	09.7270.14B	663
09.3922.40A	113	09.4442.14A	660	09.4513.14ADA	592	09.4860.14A	656	09.4920.14BDA	595	09.7270.40B	663
09.3922.CZA	113	09.4442.14BDA	660	09.4513.30A	592	09.4860.14BDA	656	09.4920.30A	595	09.7270.40B78	663
09.3923.06A	113	09.4442.30A	660	09.4513.30ADA	592	09.4860.30A	656	09.4920.30BDA	595	09.7271.14B	663
09.3923.14A	113	09.4442.30BDA	660	09.4514.14A	592	09.4860.30BDA	656	09.4921.14A	595	09.7271.40B	663
09.3923.18A	113	09.4443.14A	660	09.4514.14ADA	592	09.4861.14A	656	09.4921.14BDA	595	09.7271.40B78	663
09.3923.40A	113	09.4443.14BDA	660	09.4514.30A	592	09.4861.14BDA	656	09.4921.30A	595	09.7272.14B	663
09.3923.CZA	113	09.4443.30A	660	09.4514.30ADA	592	09.4861.30A	656	09.4921.30BDA	595	09.7272.40B	663
09.3930.06A	114	09.4443.30BDA	660	09.4515.14A	592	09.4861.30BDA	656	09.4922.14A	595	09.7272.40B78	663
09.3930.14A	114	09.4444.14A	660	09.4515.14ADA	592	09.4862.14A	656	09.4922.14BDA	595	09.7273.14B	663
09.3930.18A	114	09.4444.14BDA	660	09.4515.30A	592	09.4862.14BDA	656	09.4922.30A	595	09.7273.40B	663
09.3930.40A	114	09.4444.30A	660	09.4515.30ADA	592	09.4862.30A	656	09.4922.30BDA	595	09.7273.40B78	663
09.3930.CZA	114	09.4444.30BDA	660	09.4516.14A	592	09.4862.30BDA	656	09.4923.14A	595	09.7274.14B	663
09.3931.06A	114	09.4445.14A	660	09.4516.14ADA	592	09.4863.14A	656	09.4923.14BDA	595	09.7274.40B	663
09.3931.14A	114	09.4445.14BDA	660	09.4516.30A	592	09.4863.14BDA	656	09.4923.30A	595	09.7274.40B78	663
09.3931.18A	114	09.4445.30A	660	09.4516.30ADA	592	09.4863.30A	656	09.4923.30BDA	595	09.7275.14B	663
09.3931.40A	114	09.4445.30BDA	660	09.4517.14A	592	09.4863.30BDA	656	09.4924.14A	595	09.7275.40B	663
09.3931.CZA	114	09.4450.14A	660	09.4517.14ADA	592	09.4864.14A	656	09.4924.14BDA	595	09.7275.40B78	663
09.3932.06A	114	09.4450.14BDA	660	09.4517.30A	592	09.4864.14BDA	656	09.4924.30A	595	09.7276.14B	663
09.3932.14A	114	09.4450.30A	660	09.4517.30ADA	592	09.4864.30A	656	09.4924.30BDA	595	09.7276.40B	663
09.3932.18A	114	09.4450.30BDA	660	09.4518.14A	592	09.4864.30BDA	656	09.4925.14A	595	09.7276.40B78	663
09.3932.40A	114	09.4451.14A	660	09.4518.14ADA	592	09.4865.14A	656	09.4925.14BDA	595	09.7277.14B	663
09.3932.CZA	114	09.4451.14BDA	660	09.4518.30A	592	09.4865.14BDA	656	09.4925.30A	595	09.7277.40B	663
09.3933.06A	114	09.4451.30A	660	09.4518.30ADA	592	09.4865.30A	656	09.4925.30BDA	595	09.7277.40B78	663
09.3933.14A	114	09.4451.30BDA	660	09.4519.14A	593	09.4865.30BDA	656	09.4926.14A	595	09.7278.14B	663
09.3933.18A	114	09.4452.14A	660	09.4519.14ADA	593	09.4870.14A	656	09.4926.14BDA	595	09.7278.40B	663
09.3933.40A	114	09.4452.14BDA	660	09.4519.30A	593	09.4870.14BDA	656	09.4926.30A	595	09.7278.40B78	663
09.3933.CZA	114	09.4452.30A	660	09.4519.30ADA	593	09.4870.30A	656	09.4926.30BDA	595	09.7290.14B	683
09.3940.06A	115	09.4452.30BDA	660	09.4520.14A	593	09.4870.30BDA	656	09.4927.14A	595	09.7290.40B	683
09.3940.14A	115	09.4460.14A	655	09.4520.14ADA	593	09.4871.14A	656	09.4927.14BDA	595	09.7291.14B	683
09.3940.18A	115	09.4460.14ADA	655	09.4520.30A	593	09.4871.14BDA	656	09.4927.30A	595	09.7291.40B	683
09.3940.40A	115	09.4460.30A	655	09.4520.30ADA	593	09.4871.30A	656	09.4927.30BDA	595	09.7292.14B	683
09.3940.CZA	115	09.4460.30ADA	655	09.4521.14A	593	09.4871.30BDA	656	09.4950.14A	662	09.7292.40B	683
09.3941.06A	115	09.4461.14A	655	09.4521.14ADA	593	09.4872.14A	656	09.4950.14BDA	662	09.7293.14B	683
09.3941.14A	115	09.4461.14ADA	655	09.4521.30A	593	09.4872.14BDA	656	09.4950.30A	662	09.7293.40B	683

QUICK SEARCH OF PRODUCT

Ref.	Page
09.7294.14B	683
09.7294.40B	683
09.7295.14B	683
09.7295.40B	683
09.7296.14B	683
09.7296.40B	683
09.7297.14B	683
09.7297.40B	683
09.7298.14B	683
09.7298.40B	683
09.7300.14B	228
09.7300.40B	228
09.7300.40B78	228
09.7301.14B	228
09.7301.40B	228
09.7301.40B78	228
09.7302.14B	228
09.7302.40B	228
09.7302.40B78	228
09.7303.14B	228
09.7303.40B	228
09.7303.40B78	228
09.7304.14B	228
09.7304.40B	228
09.7304.40B78	228
09.7305.14B	228
09.7305.40B	228
09.7305.40B78	228
09.7306.14B	228
09.7306.40B	228
09.7306.40B78	228
09.7307.14B	228
09.7307.40B	228
09.7307.40B78	228
09.7308.14B	228
09.7308.40B	228
09.7308.40B78	228
09.7310.14A	664
09.7310.40A	664
09.7310.40A78	664
09.7311.14A	664
09.7311.40A	664
09.7311.40A78	664
09.7312.14A	664
09.7312.40A	664
09.7312.40A78	664
09.7313.14A	664
09.7313.40A	664
09.7313.40A78	664
09.7314.14A	664
09.7314.40A	664
09.7314.40A78	664
09.7315.14A	664
09.7315.40A	664
09.7315.40A78	664
09.7316.14A	664
09.7316.40A	664
09.7316.40A78	664
09.7317.14A	664
09.7317.40A	664
09.7317.40A78	664
09.7318.14A	664
09.7318.40A	664
09.7318.40A78	664
09.7320.14A	684
09.7320.40A	684
09.7321.14A	684
09.7321.40A	684
09.7322.14A	684
09.7322.40A	684
09.7323.14A	684
09.7323.40A	684
09.7324.14A	684
09.7324.40A	684
09.7325.14A	684
09.7325.40A	684
09.7326.14A	684
09.7326.40A	684
09.7327.14A	684
09.7327.40A	684
09.7328.14A	684
09.7328.40A	684
09.7373.14	665
09.7373.40	665
09.7373.40.78	665
09.7374.14	665
09.7374.40	665
09.7374.40.78	665
09.7375.14	665
09.7375.40	665
09.7375.40.78	665
09.7500.14A	229
09.7500.40A	229
09.7500.40A78	229
09.7501.14A	229
09.7501.40A	229
09.7501.40A78	229
09.7504.14	665
09.7504.14.DA	665
09.7504.40	665
09.7504.40.78	665
09.7504.40.DA	665
09.7504.40.YU	665
09.7505.14	665
09.7505.14.DA	665
09.7505.40	665
09.7505.40.78	665
09.7505.40.DA	665
09.7505.40.YU	665
09.7700.14A	657
09.7700.14ADA	657
09.7700.30A	657
09.7700.30A78	657
09.7700.30ADA	657
09.7700.30AYU	657
09.7701.14A	657
09.7701.14ADA	657
09.7701.30A	657
09.7701.30A78	657
09.7701.30ADA	657
09.7701.30AYU	657
09.7702.14A	657
09.7702.14ADA	657
09.7702.30A	657
09.7702.30A78	657
09.7702.30ADA	657
09.7702.30AYU	657
09.7703.14A	657
09.7703.14ADA	657
09.7703.30A	657
09.7703.30A78	657
09.7703.30ADA	657
09.7703.30AYU	657
09.7704.14A	657
09.7704.14ADA	657
09.7704.30A	657
09.7704.30A78	657
09.7704.30ADA	657
09.7704.30AYU	657
09.7705.14A	657
09.7705.14ADA	657
09.7705.30A	657
09.7705.30A78	657
09.7705.30ADA	657
09.7705.30AYU	657
09.7706.14A	657
09.7706.14ADA	657
09.7706.30A	657
09.7706.30A78	657
09.7706.30ADA	657
09.7706.30AYU	657
09.7707.14A	657
09.7707.14ADA	657
09.7707.30A	657
09.7707.30A78	657
09.7707.30ADA	657
09.7707.30AYU	657
09.7708.14A	657
09.7708.14ADA	657
09.7708.30A	657
09.7708.30A78	657
09.7708.30ADA	657
09.7708.30AYU	657
09.7750.14ADA	658
09.7750.14B	658
09.7750.30A	658
09.7750.30A78	658
09.7750.30ADA	658
09.7750.30AYU	658
09.7751.14ADA	658
09.7751.14B	658
09.7751.30A	658
09.7751.30A78	658
09.7751.30ADA	658
09.7751.30AYU	658
09.7752.14ADA	658
09.7752.14B	658
09.7752.30A	658
09.7752.30A78	658
09.7752.30ADA	658
09.7752.30AYU	658
09.7753.14ADA	658
09.7753.14B	658
09.7753.30A	658
09.7753.30A78	658
09.7753.30ADA	658
09.7753.30AYU	658
09.7754.14ADA	658
09.7754.14B	658
09.7754.30A	658
09.7754.30A78	658
09.7754.30ADA	658
09.7754.30AYU	658
09.7755.14ADA	658
09.7755.14B	658
09.7755.30A	658
09.7755.30A78	658
09.7755.30ADA	658
09.7755.30AYU	658
09.7756.14ADA	658
09.7756.14B	658
09.7756.30A	658
09.7756.30A78	658
09.7756.30ADA	658
09.7756.30AYU	658
09.7757.14ADA	658
09.7757.14B	658
09.7757.30A	658
09.7757.30A78	658
09.7757.30ADA	658
09.7757.30AYU	658
09.7758.14ADA	658
09.7758.14B	658
09.7758.30A	658
09.7758.30A78	658
09.7758.30ADA	658
09.7758.30AYU	658
09.7770.14ADA	659
09.7770.14B	659
09.7770.30A	659
09.7770.30A78	659
09.7770.30ADA	659
09.7770.30AYU	659
09.7771.14ADA	659
09.7771.14B	659
09.7771.30A	659
09.7771.30A78	659
09.7771.30ADA	659
09.7771.30AYU	659
09.7772.14ADA	659
09.7772.14B	659
09.7772.30A	659
09.7772.30A78	659
09.7772.30ADA	659
09.7772.30AYU	659
09.8110.DR	638
09.8110.DRACB	640
09.8110.DR.DA	639
09.8110.DR.PC	638
09.8110.WA	638
09.8110.WAACB	640
09.8110.WA.DA	639
09.8110.WA.PC	638
09.8111.DR	638
09.8111.DRACB	640
09.8111.DR.DA	639
09.8111.DR.PC	638
09.8111.WA	638
09.8111.WAACB	640
09.8111.WA.DA	639
09.8111.WA.PC	638
09.8112.DR	638
09.8112.DRACB	640
09.8112.DR.DA	639
09.8112.DR.PC	638
09.8112.WA	638
09.8112.WAACB	640
09.8112.WA.DA	639
09.8112.WA.PC	638
09.8113.DR	638
09.8113.DRACB	640
09.8113.DR.DA	639
09.8113.DR.PC	638
09.8113.WA	638
09.8113.WAACB	640
09.8113.WA.DA	639
09.8113.WA.PC	638
09.8114.DR	638
09.8114.DRACB	640
09.8114.DR.DA	639
09.8114.DR.PC	638
09.8114.WA	638
09.8114.WAACB	640
09.8114.WA.DA	639
09.8114.WA.PC	638
09.8115.DR	638
09.8115.DRACB	640
09.8115.DR.DA	639
09.8115.DR.PC	638
09.8115.WA	638
09.8115.WAACB	640
09.8115.WA.DA	639
09.8115.WA.PC	638
09.8116.DR	638
09.8116.DRACB	640
09.8116.DR.DA	639
09.8116.DR.PC	638
09.8116.WA	638
09.8116.WAACB	640
09.8116.WA.DA	639
09.8116.WA.PC	638
09.8117.DR	638
09.8117.DRACB	640
09.8117.DR.DA	639
09.8117.DR.PC	638
09.8117.WA	638
09.8117.WAACB	640
09.8117.WA.DA	639
09.8117.WA.PC	638
09.8118.DR	638
09.8118.DRACB	640
09.8118.DR.DA	639
09.8118.DR.PC	638
09.8118.WA	638
09.8118.WAACB	640
09.8118.WA.DA	639
09.8118.WA.PC	638
09.8119.DR	638
09.8119.DRACB	640
09.8119.DR.DA	639
09.8119.DR.PC	638
09.8119.WA	638
09.8119.WAACB	640
09.8119.WA.DA	639
09.8119.WA.PC	638
09.8210.DR	641
09.8210.DRACB	643
09.8210.DR.DA	642
09.8210.DR.PC	641
09.8210.WA	641
09.8210.WAACB	643
09.8210.WA.DA	642
09.8210.WA.PC	641
09.8211.DR	641
09.8211.DRACB	643
09.8211.DR.DA	642
09.8211.DR.PC	641
09.8211.WA	641
09.8211.WAACB	643
09.8211.WA.DA	642
09.8211.WA.PC	641
09.8212.DR	641
09.8212.DRACB	643
09.8212.DR.DA	642
09.8212.DR.PC	641
09.8212.WA	641
09.8212.WAACB	643
09.8212.WA.DA	642
09.8212.WA.PC	641
09.8213.DR	641
09.8213.DRACB	643
09.8213.DR.DA	642
09.8213.DR.PC	641
09.8213.WA	641
09.8213.WAACB	643
09.8213.WA.DA	642
09.8213.WA.PC	641
09.8214.DR	641
09.8214.DRACB	643
09.8214.DR.DA	642
09.8214.DR.PC	641
09.8214.WA	641
09.8214.WAACB	643
09.8214.WA.DA	642
09.8214.WA.PC	641
09.8215.DR	641
09.8215.DRACB	643
09.8215.DR.DA	642
09.8215.DR.PC	641
09.8215.WA	641
09.8215.WAACB	643
09.8215.WA.DA	642
09.8215.WA.PC	641
09.8216.DR	641
09.8216.DRACB	643
09.8216.DR.DA	642
09.8216.DR.PC	641
09.8216.WA	641
09.8216.WAACB	643
09.8216.WA.DA	642
09.8216.WA.PC	641
09.8217.DR	641
09.8217.DRACB	643
09.8217.DR.DA	642
09.8217.DR.PC	641
09.8217.WA	641
09.8217.WAACB	643
09.8217.WA.DA	642
09.8217.WA.PC	641
09.8218.DR	641
09.8218.DRACB	643
09.8218.DR.DA	642
09.8218.DR.PC	641
09.8218.WA	641
09.8218.WAACB	643
09.8218.WA.DA	642
09.8218.WA.PC	641
09.8219.DR	641
09.8219.DRACB	643
09.8219.DR.DA	642
09.8219.DR.PC	641
09.8219.WA	641
09.8219.WAACB	643
09.8219.WA.DA	642
09.8219.WA.PC	641
09.8220.AH	295
09.8220.DR	295
09.8220.DV	295
09.8220.DW	295
09.8220.DX	295
09.8220.DY	295
09.8221.AH	295
09.8221.DR	295
09.8221.DV	295
09.8221.DW	295
09.8221.DX	295
09.8221.DY	295
09.8222.AH	295
09.8222.DR	295
09.8222.DV	295
09.8222.DW	295
09.8222.DX	295
09.8222.DY	295
09.8230.AH	295
09.8230.DR	295
09.8230.DV	295
09.8230.DW	295
09.8230.DX	295
09.8230.DY	295
09.8231.AH	295
09.8231.DR	295
09.8231.DV	295
09.8231.DW	295
09.8231.DX	295
09.8231.DY	295
09.8232.AH	295
09.8232.DR	295
09.8232.DV	295
09.8232.DW	295
09.8232.DX	295
09.8232.DY	295
09.8300.AH	293
09.8300.DR	293
09.8300.DV	293
09.8300.DW	293
09.8300.DX	293
09.8300.DY	293
09.8301.AH	293
09.8301.DR	293
09.8301.DV	293
09.8301.DW	293
09.8301.DX	293
09.8301.DY	293
09.8302.AH	293
09.8302.DR	293
09.8302.DV	293
09.8302.DW	293
09.8302.DX	293
09.8302.DY	293
09.8310.AH	293
09.8310.DR	293
09.8310.DV	293
09.8310.DW	293
09.8310.DX	293
09.8310.DY	293
09.8311.AH	293
09.8311.DR	293
09.8311.DV	293
09.8311.DW	293
09.8311.DX	293
09.8311.DY	293
09.8312.AH	293
09.8312.DR	293
09.8312.DV	293
09.8312.DW	293
09.8312.DX	293
09.8312.DY	293
09.8400.05	270
09.8400.DR	270
09.8400.DY	270
09.8400.GX	270
09.8400.MR	270
09.8400.SB	270
09.8400.VL	270
09.8401.05	270
09.8401.DR	270
09.8401.DY	270
09.8401.GX	270
09.8401.MR	270
09.8401.SB	270
09.8401.VL	270
09.8405.05	270
09.8405.DR	270
09.8405.DY	270
09.8405.GX	270
09.8405.MR	270
09.8405.SB	270
09.8405.VL	270
09.8406.05	270
09.8406.DR	270
09.8406.DY	270
09.8406.GX	270
09.8406.MR	270
09.8406.SB	270
09.8406.VL	270
09.9070.14A	243
09.9070.BWA	243
09.9071.14A	243
09.9071.BWA	243
09.9072.14A	243
09.9072.BWA	243
09.9075.14A	243
09.9075.BWA	243
09.9076.14A	243
09.9076.BWA	243
09.9077.14A	243
09.9077.BWA	243
09.9083.14A	244
09.9083.BWA	244
09.9084.14A	244
09.9084.BWA	244
09.9085.14A	244
09.9085.BWA	244
09.9086.14A	244
09.9086.BWA	244
09.9087.14A	244
09.9087.BWA	244
09.9088.14A	244
09.9088.BWA	244
60.3008.11	715
60.3008.14	715
60.3014.11	195
60.3014.11	715
60.3014.14	195
60.3014.14	715
60.3016.11	716
60.3016.12	716
60.3016.14	716
60.3018.11	715
60.3018.14	715
60.3022.11	716
60.3022.14	716
60.3023.11	716
60.3023.14	716
60.3023.29	716
60.3025.11	715
60.3025.14	715
60.3025.29	715
60.3028.11	716
60.3028.11ADA	716
60.3028.14	716
60.3028.14ADA	716
60.3028.29	716
60.3028.29ADA	716
60.3029.11	716
60.3029.11ADA	716
60.3029.14	716
60.3029.14ADA	716
60.3029.29	716
60.3029.29ADA	716
60.3036.11	716
60.3036.11ADA	716
60.3036.14	716
60.3036.14ADA	716
60.3036.29	716
60.3036.29ADA	716
60.3037.11	716
60.3037.11ADA	716
60.3037.14	716
60.3037.14ADA	716
60.3037.29	716
60.3037.29ADA	716
60.3038.11	715
60.3038.11ADA	715
60.3038.12	715
60.3038.12ADA	715
60.3038.14	715
60.3038.14ADA	715
60.3039.11	715
60.3039.11ADA	715

QUICK SEARCH OF PRODUCT

Ref.	Page
60.3039.12	715
60.3039.12ADA	715
60.3039.14	715
60.3039.14ADA	715
60.3043.11	716
60.3043.11ADA	716
60.3043.14	716
60.3043.14ADA	716
60.3043.29	716
60.3043.29ADA	716
60.3044.11	716
60.3044.11ADA	716
60.3044.12	716
60.3044.12ADA	716
60.3044.14	716
60.3044.14ADA	716
60.3046.11	716
60.3046.14	716
60.3046.29	716
60.3047.11	716
60.3047.11ADA	716
60.3047.14	716
60.3047.14ADA	716
60.3047.29	716
60.3047.29ADA	716
60.3048.11	716
60.3048.11ADA	716
60.3048.14	716
60.3048.14ADA	716
60.3048.29	716
60.3048.29ADA	716
60.3049.11	716
60.3049.11ADA	716
60.3049.14	716
60.3049.14ADA	716
60.3049.29	716
60.3049.29ADA	716
60.3051.11	716
60.3051.11ADA	716
60.3051.14	716
60.3051.14ADA	716
60.3051.29	716
60.3051.29ADA	716
60.3053.11	715
60.3053.14	715
60.3054	716
60.3057.11	715
60.3057.29	715
60.3083.29	715
60.3090.11	715
60.3091.11	715
60.3091.14	715
60.3092.11	715
60.3093.29	715
60.3094.11	715
60.3094.14	715
60.3095.29	715
60.3096.29	715
60.3097.11	195
60.3097.11	240
60.3097.11	715
60.3097.14	195
60.3097.14	240
60.3097.14	715
60.3101.11	714
60.3101.11ADA	714
60.3101.14	714
60.3101.14ADA	714
60.3101.29	714
60.3101.29ADA	714
60.3102.11	714
60.3102.11ADA	714
60.3102.14	714
60.3102.14ADA	714
60.3102.29	714
60.3102.29ADA	714
60.3103.11	714
60.3103.11ADA	714
60.3103.14	714
60.3103.14ADA	714
60.3103.29	714
60.3103.29ADA	714
60.3104.11	714
60.3104.11ADA	714
60.3104.14	714
60.3104.29	714
60.3104.29ADA	714
60.3145.11	715
60.3145.14	715
60.3146.11	715
60.3146.14	715
60.3810.11	714
60.3810.11ADA	714
60.3810.14	714
60.3810.14ADA	714

Ref.	Page
60.3810.29	714
60.3810.29ADA	714
60.3820.11	714
60.3820.11ADA	714
60.3820.14	714
60.3820.14ADA	714
60.3820.29	714
60.3820.29ADA	714
60.3830.11	714
60.3830.11ADA	714
60.3830.14	714
60.3830.14ADA	714
60.3830.29	714
60.3830.29ADA	714
60.7709	723
60.8268	727
60.8268	745
60.8268	765
60.8311	729
60.8364	729
60.8437	720
60.8515	519
60.8515	727
60.8529A	722
60.8640	519
60.8640	711
60.8640	753
60.8650	720
60.8655	720
60.8703	519
60.8703	727
60.8703	745
60.8711A	726
60.8723	24
60.8911	720
60.8919	193
60.9089	147
60.9089	149
60.9089	153
60.9089	519
60.9089	727
60.9089	745
60.9157	722
60.9170	41
60.9170	49
60.9170	245
60.9207	723
60.9208	721
60.9222	721
60.9233	720
60.9276	721
60.9374	116
60.9374	138
60.9379	726
60.9387	725
60.9394	138
60.9395	197
60.9405	722
60.9408	726
60.9411	723
60.9414	725
60.9421	722
60.9439	723
60.9443	116
60.9443	138
60.9443	765
60.9467	724
60.9483	723
60.9515	116
60.9515	138
60.9515	727
60.9516	116
60.9516	138
60.9516	727
60.9592	720
60.9601	722
60.9602	726
60.9604	723
60.9607	41
60.9607	49
60.9607	193
60.9607	245
60.9658	764
60.9677A	138
60.9678A	153
60.9678A	197
60.9681	727
60.9683	727
60.9692	726
60.9705	103
60.9705	728
60.9713.0200	725
60.9713.0300	725
60.9713.0400	725
60.9713.0500	725

Ref.	Page
60.9713.0600	725
60.9713.0700	725
60.9713.0800	725
60.9713.0900	725
60.9713.1050	725
60.9716	724
60.9741	24
60.9744	722
60.9746	721
60.9766	519
60.9766	711
60.9766	753
60.9768	726
60.9777A	103
60.9777A	116
60.9777A	138
60.9777A	728
60.9781	24
60.9826	726
60.9834.0500	724
60.9834.0600	724
60.9834.0700	724
60.9834.0800	724
60.9834.0900	724
60.9834.1050	724
60.9843	725
60.9845	725
60.9848	271
60.9880	727
60.9881	728
60.9938	138
60.9938	153
60.9949	726
60.9952	271
60.9957	724
60.9958	724
60.9988	724
ATP0001A0EAB1	224
ATP0002A0EAB1	224
ATP0003A0EAB1	224
ATP0101A0EAB1	224
ATP0102A0EAB1	224
ATP0103A0EAB1	224
ATP0104A0EAB1	224
ATP0105A0EAB1	224
ATP0106A0EAB1	224
ATP0201A0EAZZ	225
ATP0202A0EAB1	225
ATP0205A0EAB1	225
F0556020	705
F0557020	705
M8.0160.14	482
M8.0160.40	482
M8.0161.14	483
M8.0161.40	483
M8.0164.14	482
M8.0164.40	482
M8.0165.14	483
M8.0165.40	483
M8.0166.00	482
M8.0167.00	483
M8.0192.00	482
M8.0193.00	483
RF21466	720
RF21468	720
RF21469	722
RF23065	722
RF25965	271
RF26569	720
RF26570	722
RF27321	49
RF27321	245
RF27370	721
RF27576	271
RF27961	721
RF28143	103
RF28143	147
RF28143	149
RF28143	153
RF28143	727
RF28143	765
RF28688	147
RF28688	149
RF28688	153
RF28688	519
RF28688	727
RF28688	745
RF30699	723
RF31855	723
SA.1001.3.003	755
SA.1002.3.003	756
SA.1002.3.102	756
SA.1002.3.116	756
SA.1003.3.003	756
SA.1003.3.004	756

Ref.	Page
SA.1004.3.003	757
SA.1004.3.004	757
SA.1004.3.102	757
SA.1005.3.003	757
SA.1005.3.004	757
SA.1005.3.102	757
SA.1006.4.300	758
SA.1006.5E110	758
SA.1006.6E100	758
SA.1007.5E110	758
SA.1007.6E100	758
SA.1008.4.300	759
SA.1008.5E110	759
SA.1008.6E100	759
SA.1009.4.300	759
SA.1009.5E110	759
SA.1009.6E100	759
SA.1010.4.300	760
SA.1010.5E110	760
SA.1010.6E100	760
SA.1011.5E110	760
SA.1011.6E100	760
SA.1034.3.116	755
SA.1039.1	754
SA.1040.1	754
SA.1050.1	514
SA.1051.1	514
SA.1052.1	515
SA.2293.1	742
SA.2294.1	742
SA.2295.1	742
SA.2323.1	742
SA.2324.1	742
SA.2325.1	742
SA.2423.5A145	741
SA.2423.5A165	741
SA.2424.5A145	741
SA.2424.5A165	741
SA.2453.5A145	741
SA.2453.5A165	741
SA.2454.5A145	741
SA.2454.5A165	741
SA.3010.1C	761
SA.3013.1C	762
SA.3014.1B	762
SA.3015.1C	762
SA.3016.1C	763
SA.5000.1	750
SA.5001.1	750
SA.5005.1	749
SA.5006.1F	749
SA.5007.1F	749
SA.5009.1	749
SA.5100.1A	753
SA.5101.1A	753
SA.5102.1A	753
SA.5200.5.120	747
SA.5201.5.120	747
SA.5202.5.120	747
SA.5203.5.120	747
SA.6600.1	608

Ref.	Page

Ref.	Page

DISTRIBUTION

BELGIUM
AND LUXEMBOURG
Flos Belux
M +32 474 739 080
flosbelux@flos.com

NORWAY
Drammensveien 120
0277 Oslo - Norway
Tel +47 2212 86 00
Fax +47 2212 86 08
info.norge@flos.com

SWEDEN
FLOS Sweden
Lützengatan 1
11520 Stockholm
Sweden
Tel +4686604405
info.se@flos.com

DENMARK
FLOS Scandinavia A/S
Kuglegaardsvej 13-17
1434 Copenhagen K
Denmark
Tel +4533886000
info.dk@flos.com

AMSTERDAM
Cruquiusweg 109S
1019 AG Amsterdam
The Netherlands
Tel +31 (0) 20 560 50 60
flosnetherlands@flos.com

FRANCE
Flos France
20-22, Passage Dauphine
75006 Paris
Tel +33 (0) 1 40 64 17 44
flos.france@flos.com

AUSTRIA - GERMANY
SWITZERLAND
Flos GmbH
Obermünsterstraße 18
93047 Regensburg,
Germany
Tel +49 941 630837 00
Fax +49 941 630837 60
info@flos-gmbh.de

UNITED KINGDOM
Atrium Ltd.
28 Leonard Street
EC2A 4BY London
Tel +44 (0) 20 7681 9933
Fax +44 (0) 20 7681 9943
flos@atrium.ltd.uk

UNITED KINGDOM
International Projects
Boccia Giandonato
tel +44(0)20 7681 9933
giandonato.boccia@flos.com

DISTRIBUTION

JAPAN
Flos Japan K.K.
Hulic Aoyama 2nd Bldg 2F
1-3-3 Shibuya Shibuya-ku
Tokyo - Japan
Tel: +81 (0)3 6421 0840
flos.japan@flos.com

ASIA PACIFIC
Flos Representative Office
Antares Iluminacion Pte Ltd
50 Raffles Place, #30-00
Singapore Land Tower
Singapore 048623
+6590056328
+6591267780

CHINA
Flos Illumination
(Shanghai) Co. Ltd.
Unit 101, Floor 1, Building B9
No. 800 of Chang De road
Jing An District, Shanghai,
200040, China
Tel +86 021 62176187
floschina@flos.com
(South China)
Tel +86 1392 9975 703
alan.wong@flos.com

LATIN AMERICA
Flos LatAm
M +52 55 6960 1772
flos.latinoamerica@flos.com

INDIA
Flos Representative Office
1, Commonwealth Lane
#08-12, 149544 Singapore
Tel +91 9999306667
Fax +65 (0) 6372 7607
flosindia@flos.com

U.S.A.
Flos USA Inc.
40-20 22nd Street - 3rd Floor
Long Island City, NY 11101
Tel +1 (800) 841 4011
info@flosusa.com

MIDDLE EAST
Antares Iluminacion S.A.
Dubai Design District
Building 1B, Office 303
P.O.Box number 333025
Dubai, United Arab Emirates
Tel: +971 4 566 0123
Mob: +971 543567356

HONG KONG
M +852 9307 3713
flosasia@flos.com

SHOWROOMS

STOCKHOLM
FLOS Sweden
Lützengatan 1
11520 Stockholm
Sweden
Tel +4686604405
info.se@flos.com

COPENHAGEN
FLOS Scandinavia A/S
Kuglegaardsvej 13-17
1434 Copenhagen K
Denmark
Tel +4533886000
info.dk@flos.com

AMSTERDAM
Cruquiusweg 109S
1019 AG Amsterdam
The Netherlands
Tel +31 (0) 20 560 50 60
showroom.amsterdam@flos.com

OSLO
Drammensveien 120
0277 Oslo - Norway
Tel +47 (0) 2212 86 00
Fax +47 (0) 2212 86 08
info.norge@flos.com

MILANO
Corso Monforte, 15
20122 Milano
Tel +39 02 79 84 57
Fax +39 02 89 78 56 41
showroom.milan@flos.com

PARIS
20-22, Passage Dauphine
75006 Paris
Tel +33 (0) 1 40 64 17 44
flos.france@flos.com

TOKYO
PMC Building 8F
1-23-5 Higashiazabu
Minato-Ku
Tokyo 104-0044
Tel: +81 (0)3 3582 1468
Fax: +81 (0)3 3582 0974
showroom.tokyo@flos.com

FLAGSHIP STORES

MILANO
Corso Monforte, 9
20122 - Milano
Tel +39 02 37011080
Fax +39 02 780833
shop.milan@flos.com

ROMA
Via del Babuino, 85
00187 - Roma
Tel +39 06 3207631
Fax +39 06 3207690
flosroma@flos.com

NEW YORK
135 Madison Ave
New York, NY 10016
Tel +1 212 941 4760
Fax +1 212 941 4763
info@flosusa.com

PARIS
15, Rue de Bourgogne
75007 - Paris
Tel +33 (0) 1 53 85 49 93
Fax +33 (0) 1 53 85 49 99
flosparis@flos.com

LYON
17 Rue Jarente
69002 - Lyon
Tel +33 478621301
Fax +33 478622119
floslyon@flos.com

STOCKHOLM
FLOS Sverige
Lützengatan 1
11520 Stockholm
Sweden
Tel +46086604405
info.se@flos.com

CONTACT

ITALY
Flos Spa
Via Angelo Faini, 2
25073 Bovezzo (Brescia)
Tel +39 0302438.1
Fax +39 0302438.250
info@flos.com

SPAIN
Antares Iluminación S.A.U.
Calle Mallorca, 1
Polígono Industrial Reva
46394 Ribarroja (Valencia)
Tel +34 96 166 95 20
Fax +34 96 166 82 86
flos.architectural@flos.com

CREDITS

ART DIRECTION
Apartamento Studios

GRAPHIC DESIGN
Apartamento Studios

PHOTO PRODUCT / RENDERING
Piero Fasanotto
Jorge Herrera
Mozing Studio
Salvador Martín

LAYOUT
Flos Architectural Team

PRODUCT INFORMATION UPDATE
01-02-2025

EDITION
01-02-2025
Copyright © Flos 2025
All rights reserved

Il nostro mondo si evolve continuamente. I progressi tecnici sono all'ordine del giorno nel nostro settore.

Lo scopo di Flos è offrire sempre la tecnologia più affidabile a disposizione, rivedendo continuamente i prodotti e aggiornandoli non appena le evoluzioni tecnologiche offrono vantaggi per i nostri partner e clienti.

Questa filosofia fa sì che il nostro catalogo e le schede tecniche dei nostri prodotti siano anch'essi in continua evoluzione, con la conseguente necessità di aggiornamenti e revisioni continue.

Per tanto, quando avete bisogno di dettagli tecnici e delle informazioni più recenti, sfogliate la sezione prodotti del nostro sito Web ufficiale Flos.com: è aggiornato quotidianamente e offre gli ultimi dettagli dei prodotti, dei codici degli articoli disponibili e tutta la documentazione per il download immediato.

As our world is in constant evolution, technical upgrades happens every day in our business.

Flos aim is to offer always the best reliable technology available, constantly reviewing our products and upgrading them as soon as technologic evolutions offers benefits for our partners and clients.

This philosophy means that our technical catalogue and product data sheets also are in constant evolution, requiring upgrades and constants reviewing.

Thus, when you need technical details and the most recent product information, please browse the product section of our Flos.com official website: it is updated daily, and there you'll find the latest product details, all available part numbers, all product documents available for immediate download.

www.flos.com

THE TRACKING POWER, THE FAST TRACK, IN-FINITY, LIGHT CUT MINI, GUSTAVE, EMI, OBLIQUE, OBLIQUE FLOOR, WORKMATES, LIGHT SHADOW, LIGHT SHADOW DOTS, LIGHT SHADOW PRO, ECLECTIC, CIRCLE OF LIGHT, LED CURTAIN, KAP, BON JOUR, UT DOWNLIGHT, LIGHT SUPPLY, WAN DOWNLIGHT, JOHNNY, LIGHT SHADOW SPOT, CAMERA, FIND ME, UT SPOT, WAN SPOT, C1, UT PRO SURFACE, KAP SURFACE, SUPER LINE, SUPER LINE PRO, LIGHT BELL, FORT KNOX WALL, THIN LED, G-O, THEBLOCKOFLIGHT, WALL RUPTURE, SOFTPROFILE, JUNCOS, SOFT SPUN, ABAJOURD'HUI, G-O IN, TEARDROP, USO, USO COVE LIGHTING, ROUND, SQUARE & VERTICAL LIGHT.

FLOS.COM