

# SPY 52



SPY 52 is the most extensive member within the Spy family: different installation methods, multiple light refining accessories to be added, mid- and high-power LEDs and the possibility to opt for Soft Dim or Tunable White. Combined with the Ex-centric Rotation System to swivel around, Spy presents itself like a curious object peaking from the ceiling, able to spy up to 350° around the room.

Specification	SPY 52 ST	SPY 52 TL
LED Aperture:	1 5/16"	
Ceiling Cut-out:	3/8"	4 1/8"
Ceiling Thickness:	Max. 1"	
Adjustability:	Adjustable 0-45° / 355°	
Rating:	IP20	

Performance	STATIC CCT	SOFT DIM
LED Maintenance:	L90>50,000h	L90>50,000h
McAdam Step:	1	2
CRI:	90	
*LP:	5.8W	
*SP:	8.6W	8.6W
*HP:	12.4W	

Delivered Lumens:	2700K	3000K	3500K	3000-1800K
**See page 3 for full details:	45°	45°	45°	45°
SPY 52 LP:	485Lm	507Lm	525Lm	
SPY 52 SP:	665Lm	695Lm	719Lm	598Lm
SPY 52 HP:	898Lm	939Lm	972Lm	

**Listing**

ETL certified to US and Canadian safety standards. Air Tight certified in accordance with ASTM E283-2004.

**Warranty**

5-year limited warranty.

**Ordering**

ALL BOXES MUST BE FILLED IN TO CORRECTLY ORDER

Example: SPY52-SP3045A-B-GC-TLIAT\_RMTD8-120

Luminaire	Size	Power*	CCT	Optic	Function	Finish	Inner Finish	Installation	Applications	Controls***
SPY SPY	52 52mm / 2 1/16" diameter	LP <sup>(1)</sup> Low Power	27 2700K	20 20°	A Adjustable	B Black	B Black	ST <sup>(2)</sup> Recessed with small trim in white	IAT <sup>(3)</sup> New Construction IC Airtight	D1-120 0-10V dim 120V  D1-277 0-10V dim 277V  D8-120 FE ELV dim 120V
		SP <sup>(1)</sup> Standard Power	30 3000K			45 45°	FBR Flemish Bronze			
		HP High Power	35 3500K			FG Flemish Gold	FG Flemish Gold	IAT_RMT New Construction-IC Airtight + Remote Power Supply		
		SP Standard Power	SD 3000-1800K			GC Gold Colored	GC Gold Colored		IPF_RMT <sup>(3)</sup> New Construction-IC Plasterframe + Remote Power Supply	
		SP Standard Power	TW 2700-6500K			W White	W White			

<sup>1</sup>Only available with Installation TL  
<sup>2</sup> Only available with Finish WH  
<sup>3</sup> Provided with UNV Driver when using Controls D1  
 \*\*\*Contact factory for additional dimming options

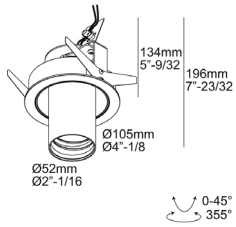
**Related Products**

SPY 27, SPY 39, SPY 52 (surface), SPY 66, SPY 90, SPY FOCUS, SPY PC (pendant)


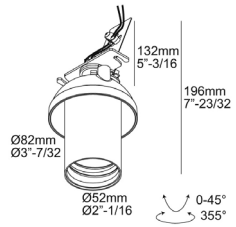


Finish Options

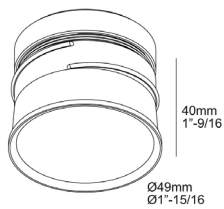
SPY 52 ST



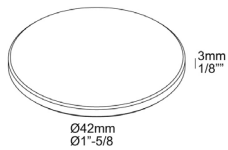
SPY 52 TL



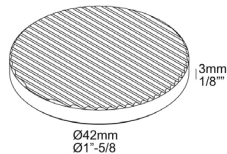
INNER FINISH



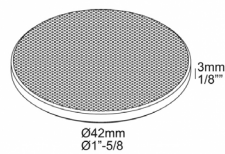
Accessories



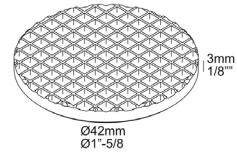
GLASS SBL 42  
19810 0050



LINEAR SPREAD LENS 42  
19810 0020



SOFTENING LENS 42  
19810 0040



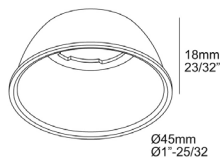
SPREAD LENS 42  
19810 0030



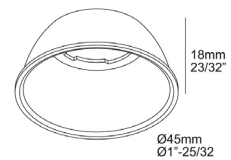
HONEYCOMB 42 SINGLE USE  
19810 0010



HONEYCOMB 42 DOUBLE USE  
19810 0060



SPY 52 REFLECTOR 20°  
19810 0180



SPY 52 REFLECTOR 45°  
19810 0190

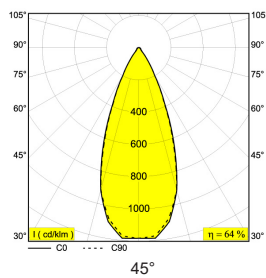
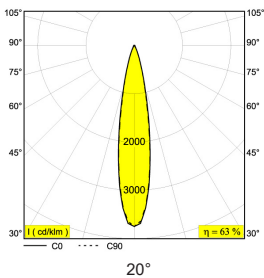


**Photometric Options**

Performance:	STATIC CCT	SOFT DIM	TUNABLE WHITE
*LP:	5.8W		
*MP:	8.6W		
*HP:	12.4W		
*SP:		9W	9.5W

Delivered Lumens:	2700K		3000K		3500K		3000-1800K		2700-6500K	
Optic:	20°	45°	20°	45°	20°	45°	20°	45°	20°	45°
SPY 52 LP:	475Lm	485Lm	496Lm	507Lm	514Lm	525Lm				
SPY 52 MP:	650Lm	665Lm	680Lm	695Lm	704Lm	719Lm				
SPY 52 HP:	879Lm	898Lm	919Lm	939Lm	952Lm	972Lm				
SPY 52 SP:							585Lm	598Lm	681Lm	695Lm

**SPY 52**

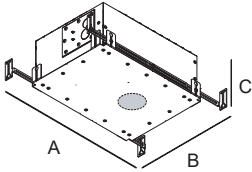




## Installation Options

### IC AIRTIGHT

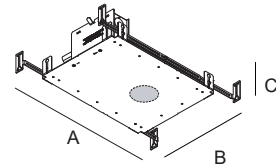
**S-SMALL:**  
**A:**12"-5/8" x **B:**11"-1/16" x **C:**4"-13/16"  
**A:**323mm x **B:**281mm x **C:**122mm



- Low Profile under 5" Height
- New Construction Airtight
- For use in insulated ceiling
- Chicago Plenum
- ETL Listed
- Hangerbar expand to 24"-23/32 or 15"-3/32 - reduce to 12"-23/32 or 9"- 1/32
- Damp rated
- Patented System for easy driver servicing from room side

### NON-IC PLASTERFRAME (With Installation ST)

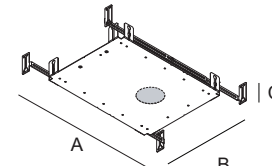
**S-SMALL:**  
**A:**12"-23/32" x **B:**11"-1/16" x **C:**5"  
**A:**323mm x **B:**281mm x **C:**127mm



- Low Profile 5" Height
- New Construction
- For use in non-insulated ceiling
- ETL Listed
- Hangerbar expand to 24"-23/32 or 15"-3/32 - reduce to 12"-23/32 or 9"-1/32
- Damp rated
- Voltage dedicated (120V or 277V)

### IC PLASTERFRAME

**S-SMALL:**  
**A:**12"-23/32" x **B:**11"-1/16" x **C:**5 1/8"  
**A:**323mm x **B:**281mm x **C:**40mm



- Low Profile 1"-5/8" Height
- New Construction
- ETL Listed
- Hangerbar expand to 24"-23/32 or 15"-3/32 - reduce to 12"-23/32 or 9"-1/32
- Damp rated

## Driver Options

### D1

- Dimming Control 0-10V
- Dimming Range 1-100%
- Dim to off yes at 0.8V, 1V, 1.2V, or N/A
- Power Factor @ Full Load >0.9 under 120Vac Input with 80~100% load condition (for all output currents)
- Efficiency @ Full Load ≥86
- THD @ Full Load <20% under 120Vac input with 80~100% load condition (for all output currents)

#### Dimmer Compatibility

- Leviton IP710-LFZ / IP710-DLX
- Lutron DDTV/DVSTV/DVSCSTV/DVSCSTV

### D8

- Dimming Control Phase Control
- Dimming Range 10-100%
- Dim to off no
- Power Factor @ Full Load >0.9
- Efficiency @ Full Load ≥80
- THD @ Full Load <5%

#### Dimmer Compatibility

- Leviton IPE04-1LZ
- Lutron DVELV-300P

As technology changes, please use information above as guidance. For most recent updated information please contact factory. Specifications subject to change without notice.